

4801 m.

MOTUL GRAND PRIX OF JAPAN

Race

Classification after 20 laps = 96.02 km

29

Pos		Rider	Nation	Team	Motorcycle	Total Time	Km/h	Gap
1	25	12 Marco BEZZECCHI	ITA	Redox PruestelGP	KTM	39'35.653	145.5	
2	20	48 Lorenzo DALLA PORTA	ITA	Leopard Racing	HONDA	39'35.694	145.5	0.041
3	16	40 Darryn BINDER	RSA	Red Bull KTM Ajo	KTM	39'35.695	145.5	0.042
4	13	10 Dennis FOGGIA	ITA	SKY Racing Team VR46	KTM	39'35.865	145.4	0.212
5	11	17 John MCPHEE	GBR	CIP - Green Power	KTM	39'35.904	145.4	0.251
6	10	14 Tony ARBOLINO	ITA	Marinelli Snipers Team	HONDA	39'36.003	145.4	0.350
7	9	33 Enea BASTIANINI	ITA	Leopard Racing	HONDA	39'36.057	145.4	0.404
8	8	19 Gabriel RODRIGO	ARG	RBA BOE Skull Rider	KTM	39'37.214	145.4	1.561
9	7	71 Ayumu SASAKI	JPN	Petronas Sprinta Racing	HONDA	39'38.790	145.3	3.137
10	6	84 Jakub KORNFEIL	CZE	Redox PruestelGP	KTM	39'43.618	145.0	7.965
11	5	5 Jaume MASIA	SPA	Bester Capital Dubai	KTM	39'44.017	144.9	8.364
12	4	42 Marcos RAMIREZ	SPA	Bester Capital Dubai	KTM	39'44.088	144.9	8.435
13	3	16 Andrea MIGNO	ITA	Angel Nieto Team Moto3	KTM	39'44.214	144.9	8.561
14	2	31 Celestino VIETTI	ITA	SKY Racing Team VR46	KTM	39'44.694	144.9	9.041
15	1	24 Tatsuki SUZUKI	JPN	SIC58 Squadra Corse	HONDA	39'44.890	144.9	9.237
16		65 Philipp OETTL	GER	Sudmetal Schedl GP Racing	KTM	39'45.551	144.9	9.898
17		27 Kaito TOBA	JPN	Honda Team Asia	HONDA	39'46.550	144.8	10.897
18		72 Alonso LOPEZ	SPA	Estrella Galicia 0,0	HONDA	39'51.344	144.5	15.691
19		7 Adam NORRODIN	MAL	Petronas Sprinta Racing	HONDA	39'51.357	144.5	15.704
20		81 Stefano NEPA	ITA	CIP - Green Power	KTM	39'59.838	144.0	24.185
21		41 Nakarin ATIRATPHUVAP	THA	Honda Team Asia	HONDA	40'00.234	144.0	24.581
22		22 Kazuki MASAKI	JPN	RBA BOE Skull Rider	KTM	40'17.581	142.9	41.928
23		13 Shizuka OKAZAKI	JPN	Kohara Racing Team	HONDA	41'23.989	139.1	1'48.336
24		36 Yuto FUKUSHIMA	JPN	Team Plus One	HONDA	39'40.420	137.9	1 lap
Not classified								
		88 Jorge MARTIN	SPA	Del Conca Gresini Moto3	HONDA	27'43.562	145.4	6 laps
		75 Albert ARENAS	SPA	Angel Nieto Team Moto3	KTM	20'18.689	141.8	10 laps
		21 Fabio DI GIANNANTONIO	ITA	Del Conca Gresini Moto3	HONDA	9'58.476	144.3	15 laps
		23 Niccolò ANTONELLI	ITA	SIC58 Squadra Corse	HONDA	2'07.274	135.7	19 laps
		77 Vicente PEREZ	SPA	Reale Avintia Academy 77	KTM	2'07.681	135.3	19 laps
Not finished first lap								
		44 Aron CANET	SPA	Estrella Galicia 0,0	HONDA			

The results are provisional until the end of the limit for protest and appeals.

Time limit for protest expires 30' after publication of the results - Time:

These data/results cannot be reproduced, stored and/or transmitted in whole or in part by any manner of electronic, mechanical, photocopying, recording, broadcasting or otherwise now known or herein after developed without the previous express consent by the copyright owner, except for reproduction in daily press and regular printed publications on sale to the public within 60 days of the event related to those data/results and always provided that copyright symbol appears together as follows below.

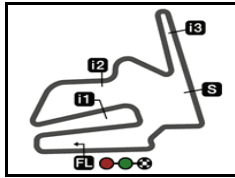
© DORNA, 2018

Official MotoGP Timing by TISSOT
www.motogp.com

Motegi, Sunday, October 21, 2018

Page 1 of 2





4801 m.

MOTUL GRAND PRIX OF JAPAN

Race

Classification after 20 laps = 96.02 km

29

Pos	Rider	Nation	Team	Motorcycle	Total Time	Km/h	Gap
-----	-------	--------	------	------------	------------	------	-----

Race condition: Dry

Air: 21°
Humidity: 34%
Ground: 33°

Pole Position:

		Gabriel RODRIGO	1'56.894	147.8 Km/h
Fastest Lap:	Lap 2	Darryn BINDER	1'57.361	147.2 Km/h
Circuit Record Lap:	2014	Alex MARQUEZ	1'57.112	147.5 Km/h
Circuit Best Lap:	2016	Hiroki ONO	1'56.443	148.4 Km/h

10:45'00

10:58'11

11:01'04

11:01'46 Aron CANET
11:02'48 Yuto FUKUSHIMA
11:03'02 Yuto FUKUSHIMA

11:03'22

11:04'56 Vicente PEREZ
11:04'56 Niccolò ANTONELLI
11:13'19 Fabio DI GIANNANTONIO
11:17'23 Kazuki MASAKI
11:17'39 Kazuki MASAKI
11:20'11 Albert ARENAS
11:20'25 Albert ARENAS
11:23'36 Albert ARENAS
11:30'31 Jorge MARTIN

11:36'36 **Darryn BINDER**

11:40'47

11:41'02

SIGHTING LAP START

WARM UP LAP START

RACE START

crashed out - Rider OK
crashed out - Rider OK
re-joined race

No jump start

crashed out - Rider OK
crashed out - Rider OK
crashed out - Rider OK
crashed out - Rider OK
re-joined race
crashed out - Rider OK
re-joined race
entered pits and retired
crashed out - Rider OK

Track limits warning

Video finish in progress for 2nd position

Video finish confirms 2nd position for rider #48

The results are provisional until the end of the limit for protest and appeals.

Time limit for protest expires 30' after publication of the results - Time:

These data/results cannot be reproduced, stored and/or transmitted in whole or in part by any manner of electronic, mechanical, photocopying, recording, broadcasting or otherwise now known or herein after developed without the previous express consent by the copyright owner, except for reproduction in daily press and regular printed publications on sale to the public within 60 days of the event related to those data/results and always provided that copyright symbol appears together as follows below.

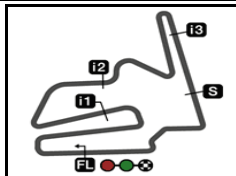
© DORNA, 2018

Official MotoGP Timing by TISSOT
www.motogp.com

Motegi, Sunday, October 21, 2018

Page 2 of 2





4801 m.

MOTUL GRAND PRIX OF JAPAN

Moto3™

World Championship Classification

30

Rider	Nation	Points	Leader	Previous	QAT	ARG	AME	SPA	FRA	ITA	CAT	NED	GER	CZE	AUT	GBR	RSM	ARA	THA	JPN	AUS	MAL	VAL
1 MARTIN Jorge	SPA	204			25	5	25	-	-	25	-	25	25	-	16	-	20	25	13	-			
2 BEZZECCHI Marco	ITA	203	1	1	2	25	16	20	-	20	20	-	20	10	25	-	-	20	-	25			
3 DI GIANNANTONIO Fabi	ITA	175	29	28	10	16	11	9	13	16	9	7	-	25	5	-	16	13	25	-			
4 BASTIANINI Enea	ITA	142	62	33	-	13	20	-	-	10	25	16	-	13	20	-	-	16	-	9			
5 DALLA PORTA Lorenzo	ITA	131	73	11	16	9	0	-	-	8	0	10	3	6	11	-	25	3	20	20			
6 CANET Aron	SPA	118	86	13	20	20	8	-	8	5	-	20	11	20	6	-	-	-	-	-			
7 RODRIGO Gabriel	ARG	116	88	2	11	7	4	6	-	13	16	8	-	11	8	-	13	-	11	8			
8 KORNFEIL Jakub	CZE	108	96	8	7	2	9	8	10	0	5	11	9	16	3	-	11	5	6	6			
9 RAMIREZ Marcos	SPA	90	114	18	1	4	-	16	16	1	-	6	13	9	1	-	0	11	8	4			
10 MIGNO Andrea	ITA	79	125	11	6	3	13	3	20	11	-	0	4	0	-	-	7	4	5	3			
11 ARENAS Albert	SPA	69	135	10	-	-	1	-	25	2	-	2	-	7	13	-	10	9	-	-			
12 MASIA Jaume	SPA	66	138	3	4	-	0	11	6	-	-	13	10	0	10	-	-	7	0	5			
13 MCPHEE John	GBR	60	144	6	-	0	2	-	4	4	13	-	16	-	4	-	-	6	-	11			
14 OETTL Philipp	GER	57	147	3	-	0	10	25	1	0	0	0	8	8	2	-	-	0	3	0			
15 ANTONELLI Niccolò	ITA	56	148	1	13	8	0	5	11	7	-	1	0	5	0	-	6	-	-	-			
16 FOGGIA Dennis	ITA	55	149	1	0	-	0	-	2	-	7	4	0	4	0	-	9	0	16	13			
17 SUZUKI Tatsuki	JPN	51	153	4	-	0	7	10	7	0	11	3	-	2	0	-	-	10	-	1			
18 ARBOLINO Tony	ITA	49	155	2	0	6	0	-	9	9	-	0	0	1	7	-	5	0	2	10			
19 BINDER Darryn	RSA	44	160	5	-	0	3	-	5	3	-	9	-	0	0	-	8	0	-	16			
20 SASAKI Ayumu	JPN	39	165	5	8	0	5	4	0	0	-	0	6	0	9	-	-	-	-	7			
21 NORRODIN Adam	MAL	37	167	2	5	11	-	0	-	-	3	0	5	-	0	-	4	8	1	0			
22 TOBA Kaito	JPN	33	171	4	9	0	-	7	0	0	10	0	0	-	0	-	3	0	4	0			
23 LOPEZ Alonso	SPA	31	173	2	-	10	0	13	0	0	8	0	-	0	0	-	-	0	-	0			
24 BULEGA Nicolo	ITA	18	186	13	-	-	-	0	-	0	-	5	2	0	0	-	-	2	9	-			
25 PEREZ Vicente	SPA	13	191	5	-	-	-	-	-	-	-	-	-	0	0	-	2	1	10	-			
26 FERNANDEZ Raul	SPA	13	191	0	-	-	-	-	-	-	6	-	7	-	-	-	-	0	-	-			
27 YURCHENKO Makar	KAZ	9	195	4	0	0	0	2	3	-	4	-	-	-	-	-	-	-	-	-			
28 LOI Livio	BEL	8	196	1	-	1	6	0	0	0	1	0	-	-	-	-	-	-	-	-			

These data/results cannot be reproduced, stored and/or transmitted in whole or in part by any manner of electronic, mechanical, photocopying, recording, broadcasting or otherwise now known or herein after developed without the previous express consent by the copyright owner, except for reproduction in daily press and regular printed publications on sale to the public within 60 days of the event related to those data/results and always provided that copyright symbol appears together as follows below.

© DORNA, 2018

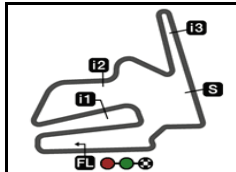
Official MotoGP Timing by TISSOT
www.motogp.com

Motegi, Sunday, October 21, 2018

Page 1 of 4

motoE™





4801 m.

MOTUL GRAND PRIX OF JAPAN

World Championship Classification

Moto3™

30

29	MASAKI Kazuki	JPN	8	196	0	3	0	0	0	0	0	0	0	1	3	0	-	1	0	0	0
30	CHANTRA Somkiat	THA	7	197	1	-	-	-	-	-	-	-	-	-	-	-	-	-	-	7	-
31	PAGLIANI Manuel	ITA	6	198	1	-	-	-	-	-	6	-	-	-	-	-	-	-	-	-	-
32	ATIRATPHUVAPAT Nak	THA	2	202	4	0	0	0	0	0	0	2	0	-	0	0	-	0	0	-	0
33	VIETTI Celestino	ITA	2	202	0	-	-	-	-	-	-	-	-	-	-	-	-	-	-	-	2
34	OGURA Ai	JPN	1	203	1	-	-	-	1	-	-	-	0	-	-	0	-	-	-	-	-
35	WONGTHANANON Apiw	THA	0	204	1	-	-	-	-	-	-	-	-	-	-	-	-	-	-	0	-
36	NEPA Stefano	ITA	0	204	0	-	-	-	-	-	-	0	0	-	0	-	0	0	0	0	0
37	ALCOBA Jeremy	SPA	0	204	0	-	-	-	-	-	-	-	-	-	-	-	-	-	0	0	-
38	MONTELLA Yari	ITA	0	204	0	-	-	-	-	-	-	-	-	-	-	-	-	0	-	-	-
39	ZANNONI Kevin	ITA	0	204	0	-	-	-	-	-	-	-	-	-	-	-	-	0	-	-	-
40	GRÜNWARD Luca	GER	0	204	0	-	-	-	-	-	-	-	0	-	-	-	-	-	-	-	-
41	OKAZAKI Shizuka	JPN	0	204	0	-	-	-	-	-	-	-	-	-	-	-	-	-	-	-	0
42	FUKUSHIMA Yuto	JPN	0	204	0	-	-	-	-	-	-	-	-	-	-	-	-	-	-	-	0
43	SALAC Filip	CZE	0	204	0	-	-	-	-	-	-	-	-	0	-	-	-	-	-	-	-
44	VAN DE LAGEMAAT Ry	NED	0	204	0	-	-	-	-	-	-	0	-	-	-	-	-	-	-	-	-
45	KOFLER Maximilian	AUT	0	204	0	-	-	-	-	-	-	-	-	-	0	-	-	-	-	-	-

These data/results cannot be reproduced, stored and/or transmitted in whole or in part by any manner of electronic, mechanical, photocopying, recording, broadcasting or otherwise now known or herein after developed without the previous express consent by the copyright owner, except for reproduction in daily press and regular printed publications on sale to the public within 60 days of the event related to those data/results and always provided that copyright symbol appears together as follows below.

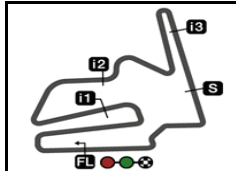
© DORNA, 2018

Official MotoGP Timing by TISSOT
www.motogp.com

Motegi, Sunday, October 21, 2018

Page 2 of 4





4801 m.

MOTUL GRAND PRIX OF JAPAN

Moto3™

World Championship Classification

30

Constructor	Points	Leader	Previous	QAT	ARG	AME	SPA	FRA	ITA	CAT	NED	GER	CZE	AUT	GBR	RSM	ARA	THA	JPN	AUS	MAL	VAL
1 HONDA	336			25	20	25	13	13	25	25	25	25	25	20	-	25	25	25	20			
2 KTM	290	46	46	11	25	16	25	25	20	20	13	20	16	25	-	13	20	16	25			

Team	Points	Leader	Previous	QAT	ARG	AME	SPA	FRA	ITA	CAT	NED	GER	CZE	AUT	GBR	RSM	ARA	THA	JPN	AUS	MAL	VAL
1 DEL CONCA GRESINI MOTO3	379			35	21	36	9	13	41	9	32	25	25	21	-	36	38	38	-			
2 REDOX PRUESTELGP	311	68	68	9	27	25	28	10	20	25	11	29	26	28	-	11	25	6	31			
3 LEOPARD RACING	273	106	38	16	22	20	-	-	18	25	26	3	19	31	-	25	19	20	29			
4 BESTER CAPITAL DUBAI	156	223	117	5	4	-	27	22	1	-	19	23	9	11	-	-	18	8	9			
5 ESTRELLA GALICIA 0,0	149	230	7	20	30	8	13	8	5	8	20	11	20	6	-	-	-	-	-			
6 ANGEL NIETO TEAM MOTO3	148	231	1	6	3	14	3	45	13	-	2	4	7	13	-	17	13	5	3			
7 RBA BOE SKULL RIDER	124	255	24	14	7	4	6	-	13	16	8	1	14	8	-	14	-	11	8			
8 SIC58 SQUADRA CORSE	107	272	17	13	8	7	15	18	7	11	4	-	7	-	-	6	10	-	1			
9 PETRONAS SPRINTA RACING	76	303	31	13	11	5	4	-	-	3	-	11	-	9	-	4	8	1	7			
10 SKY RACING TEAM VR46	75	304	1	-	-	-	-	2	-	7	9	2	4	-	-	9	2	25	15			
11 CIP - GREEN POWER	69	310	6	-	-	2	2	7	4	17	-	16	-	4	-	-	6	-	11			
12 SUDMETAL SCHEDL GP RACI	57	322	12	-	-	10	25	1	-	-	-	8	8	2	-	-	-	3	-			
13 RED BULL KTM AJO	51	328	6	-	-	3	-	5	3	-	9	7	-	-	-	8	-	-	16			
14 MARINELLI SNIPERS TEAM	49	330	2	-	6	-	-	9	9	-	-	-	1	7	-	5	-	2	10			
15 HONDA TEAM ASIA	35	344	14	9	-	-	7	-	-	12	-	-	-	-	-	3	-	4	-			

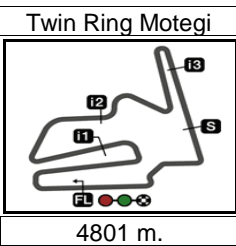
These data/results cannot be reproduced, stored and/or transmitted in whole or in part by any manner of electronic, mechanical, photocopying, recording, broadcasting or otherwise now known or herein after developed without the previous express consent by the copyright owner, except for reproduction in daily press and regular printed publications on sale to the public within 60 days of the event related to those data/results and always provided that copyright symbol appears together as follows below.
© DORNA, 2018

Official MotoGP Timing by TISSOT
www.motogp.com

Motegi, Sunday, October 21, 2018

Page 3 of 4





Results and timing service provided by TISSOT

Moto3™

MOTUL GRAND PRIX OF JAPAN

World Championship Classification

30

16 REALE AVINTIA ACADEMY 77 21 358 14 - 1 6 - - - 1 - - - - 2 1 10 -

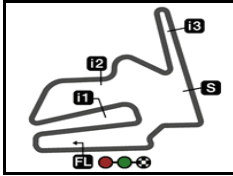
These data/results cannot be reproduced, stored and/or transmitted in whole or in part by any manner of electronic, mechanical, photocopying, recording, broadcasting or otherwise now known or herein after developed without the previous express consent by the copyright owner, except for reproduction in daily press and regular printed publications on sale to the public within 60 days of the event related to those data/results and always provided that copyright symbol appears together as follows below.
© DORNA, 2018

Official MotoGP Timing by TISSOT
www.motogp.com

Motegi, Sunday, October 21, 2018

Page 4 of 4





4801 m.

MOTUL GRAND PRIX OF JAPAN

Race

Lap Chart

31

Pos	1	2	3	4	5	6	7	8	9	10	11	12	13	14	15	16	17	18	19	20	21	22	23	24	25	26	27	28	29	30
Grid	19	17	12	88	40	33	10	22	75	48	42	14	71	77	21	84	23	16	44	72	5	65	7	31	81	24	41	27	13	36

1	12	19	17	88	40	10	33	48	75	21	22	71	14	23	42	77	16	72	5	24	84	27	41	7	31	65	81	13	36		
2	12	17	19	88	40	33	48	75	10	21	71	14	22	42	72	24	16	84	5	27	7	41	65	31	81	13	36				
3	12	19	17	88	40	33	48	75	10	21	14	71	22	42	72	16	84	5	24	27	41	7	65	31	81	13	36				
4	88	12	19	17	33	48	40	10	75	21	14	71	22	16	84	42	5	72	24	27	41	65	31	7	81	13	36				
5	12	88	17	19	48	33	10	75	40	21	14	22	71	16	84	42	24	5	72	65	27	31	41	81	7	13	36				
6	12	48	19	88	10	75	17	33	40	14	22	71	16	42	24	84	5	65	31	72	27	41	7	81	13	36					
7	48	12	19	88	10	17	75	40	33	14	22	71	16	42	24	84	5	65	31	72	27	7	41	81	13	36					
8	48	12	10	88	17	40	14	19	75	33	22	71	42	16	84	24	5	65	31	27	72	7	41	81	13	36					
9	12	48	88	10	17	40	75	14	19	33	71	42	16	84	24	5	65	31	27	72	7	41	81	22	13	36					
10	12	40	88	48	17	10	14	33	19	71	42	16	84	24	5	65	31	27	72	7	41	81	22	75	13	36					
L a p s	11	12	40	48	88	10	17	14	19	33	71	42	16	84	24	5	65	31	27	72	7	41	81	22	13	36					
	12	12	40	88	48	17	10	14	19	33	71	16	84	42	24	5	65	31	27	72	7	41	81	22	13	36					
	13	12	88	40	48	17	10	14	33	19	71	84	24	42	16	31	65	5	27	7	72	81	41	22	13	36					
	14	40	12	17	88	48	10	14	33	19	71	84	24	42	31	65	16	5	27	7	72	81	41	22	13	36					
	15	40	12	17	48	10	14	33	19	71	84	24	42	31	5	65	16	27	7	72	81	41	22	13	36						
	16	12	48	40	17	14	10	33	19	71	84	24	5	31	42	16	65	27	7	72	81	41	22	13	36						
	17	12	40	48	14	17	10	33	19	71	84	31	5	42	24	16	65	27	7	72	81	41	22	13	36						
	18	12	40	48	10	14	17	33	19	71	31	84	5	42	24	16	65	27	7	72	81	41	22	13	36						
	19	12	40	10	48	14	17	33	19	71	84	42	5	16	31	24	65	27	72	7	81	41	22	13	36						
	20	12	48	40	10	17	14	33	19	71	84	5	42	16	31	24	65	27	72	7	81	41	22	13	36						

○ Winner

□ Lapped rider

These data/results cannot be reproduced, stored and/or transmitted in whole or in part by any manner of electronic, mechanical, photocopying, recording, broadcasting or otherwise now known or herein after developed without the previous express consent by the copyright owner, except for reproduction in daily press and regular printed publications on sale to the public within 60 days of the event related to those data/results and always provided that copyright symbol appears together as follows below.

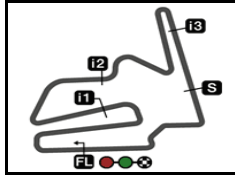
© DORNA, 2018

Official MotoGP Timing by TISSOT
www.motogp.com

Motegi, Sunday, October 21, 2018

motoEJ





4801 m.

MOTUL GRAND PRIX OF JAPAN

Race

Fastest Lap of Each Rider

32

	Rider	Nation	Team	Motorcycle	Time	Lap Total	Gap
1	40 Darryn BINDER	RSA	Red Bull KTM Ajo	KTM	1'57.361	2 20	
2	75 Albert ARENAS	SPA	Angel Nieto Team Moto3	KTM	1'57.458	3 10	0.097 0.097
3	17 John MCPHEE	GBR	CIP - Green Power	KTM	1'57.515	2 20	0.154 0.057
4	48 Lorenzo DALLA PORTA	ITA	Leopard Racing	HONDA	1'57.564	2 20	0.203 0.049
5	33 Enea BASTIANINI	ITA	Leopard Racing	HONDA	1'57.565	3 20	0.204 0.001
6	22 Kazuki MASAKI	JPN	RBA BOE Skull Rider	KTM	1'57.586	3 20	0.225 0.021
7	10 Dennis FOGGIA	ITA	SKY Racing Team VR46	KTM	1'57.587	3 20	0.226 0.001
8	88 Jorge MARTIN	SPA	Del Conca Gresini Moto3	HONDA	1'57.599	2 14	0.238 0.012
9	12 Marco BEZZECCHI	ITA	Redox PruestelGP	KTM	1'57.704	2 20	0.343 0.105
10	21 Fabio DI GIANNANTONIO	ITA	Del Conca Gresini Moto3	HONDA	1'57.730	3 5	0.369 0.026
11	14 Tony ARBOLINO	ITA	Marinelli Snipers Team	HONDA	1'57.735	7 20	0.374 0.005
12	19 Gabriel RODRIGO	ARG	RBA BOE Skull Rider	KTM	1'57.826	2 20	0.465 0.091
13	71 Ayumu SASAKI	JPN	Petronas Sprinta Racing	HONDA	1'57.889	2 20	0.528 0.063
14	7 Adam NORRODIN	MAL	Petronas Sprinta Racing	HONDA	1'58.123	7 20	0.762 0.234
15	65 Philipp OETTL	GER	Sudmetal Schedl GP Racing	KTM	1'58.155	8 20	0.794 0.032
16	31 Celestino VIETTI	ITA	SKY Racing Team VR46	KTM	1'58.252	10 20	0.891 0.097
17	24 Tatsuki SUZUKI	JPN	SIC58 Squadra Corse	HONDA	1'58.257	5 20	0.896 0.005
18	42 Marcos RAMIREZ	SPA	Bester Capital Dubai	KTM	1'58.286	8 20	0.925 0.029
19	84 Jakub KORNFEL	CZE	Redox PruestelGP	KTM	1'58.296	11 20	0.935 0.010
20	5 Jaume MASIA	SPA	Bester Capital Dubai	KTM	1'58.321	15 20	0.960 0.025
21	27 Kaito TOBA	JPN	Honda Team Asia	HONDA	1'58.340	9 20	0.979 0.019
22	16 Andrea MIGNO	ITA	Angel Nieto Team Moto3	KTM	1'58.364	5 20	1.003 0.024
23	72 Alonso LOPEZ	SPA	Estrella Galicia 0,0	HONDA	1'58.434	7 20	1.073 0.070
24	41 Nakarin ATIRATPHUVAPAT	THA	Honda Team Asia	HONDA	1'58.722	7 20	1.361 0.288
25	81 Stefano NEPA	ITA	CIP - Green Power	KTM	1'58.746	3 20	1.385 0.024
26	36 Yuto FUKUSHIMA	JPN	Team Plus One	HONDA	2'03.237	5 19	5.876 4.491
27	13 Shizuka OKAZAKI	JPN	Kohara Racing Team	HONDA	2'03.276	5 20	5.915 0.039

These data/results cannot be reproduced, stored and/or transmitted in whole or in part by any manner of electronic, mechanical, photocopying, recording, broadcasting or otherwise now known or herein after developed without the previous express consent by the copyright owner, except for reproduction in daily press and regular printed publications on sale to the public within 60 days of the event related to those data/results and always provided that copyright symbol appears together as follows below.

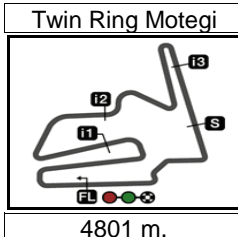
© DORNA, 2018

Official MotoGP Timing by TISSOT
www.motogp.com

Motegi, Sunday, October 21, 2018

motoEJ





MOTUL GRAND PRIX OF JAPAN

After the Race

Event Best Maximum Speed

33



Rider	Nation Team	Motorcycle	Km/h	
77 Vicente PEREZ	SPA Reale Avintia Academy 77	KTM	221.4	Qualifying
10 Dennis FOGGIA	ITA SKY Racing Team VR46	KTM	220.9	Warm Up
17 John MCPHEE	GBR CIP - Green Power	KTM	220.9	Warm Up
48 Lorenzo DALLA PORTA	ITA Leopard Racing	HONDA	220.8	Race
27 Kaito TOBA	JPN Honda Team Asia	HONDA	220.4	Race
65 Philipp OETTL	GER Sudmetal Schedl GP Racing	KTM	220.3	Race
14 Tony ARBOLINO	ITA Marinelli Snipers Team	HONDA	219.8	Race
22 Kazuki MASAKI	JPN RBA BOE Skull Rider	KTM	219.3	Qualifying
33 Enea BASTIANINI	ITA Leopard Racing	HONDA	219.2	Race
12 Marco BEZZECCHI	ITA Redox PruestelGP	KTM	218.8	Qualifying
81 Stefano NEPA	ITA CIP - Green Power	KTM	218.8	Warm Up
31 Celestino VIETTI	ITA SKY Racing Team VR46	KTM	218.8	Race
71 Ayumu SASAKI	JPN Petronas Sprinta Racing	HONDA	218.7	Race
75 Albert ARENAS	SPA Angel Nieto Team Moto3	KTM	218.4	Warm Up
5 Jaume MASIA	SPA Bester Capital Dubai	KTM	218.4	Race
23 Niccolò ANTONELLI	ITA SIC58 Squadra Corse	HONDA	217.8	Warm Up
41 Nakarin ATIRATPHUVAPAT	THA Honda Team Asia	HONDA	217.8	Race
16 Andrea MIGNO	ITA Angel Nieto Team Moto3	KTM	217.5	Race
21 Fabio DI GIANNANTONIO	ITA Del Conca Gresini Moto3	HONDA	217.3	Race
84 Jakub KORNFEIL	CZE Redox PruestelGP	KTM	217.3	Race
7 Adam NORRODIN	MAL Petronas Sprinta Racing	HONDA	217.0	Race
40 Darryn BINDER	RSA Red Bull KTM Ajo	KTM	216.9	Race
19 Gabriel RODRIGO	ARG RBA BOE Skull Rider	KTM	216.7	Race
42 Marcos RAMIREZ	SPA Bester Capital Dubai	KTM	216.5	Race
24 Tatsuki SUZUKI	JPN SIC58 Squadra Corse	HONDA	216.0	Race
88 Jorge MARTIN	SPA Del Conca Gresini Moto3	HONDA	215.7	Race
72 Alonso LOPEZ	SPA Estrella Galicia 0,0	HONDA	215.3	Race
44 Aron CANET	SPA Estrella Galicia 0,0	HONDA	215.2	Qualifying
36 Yuto FUKUSHIMA	JPN Team Plus One	HONDA	205.9	Free Practice Nr. 3
13 Shizuka OKAZAKI	JPN Kohara Racing Team	HONDA	204.5	Free Practice Nr. 1

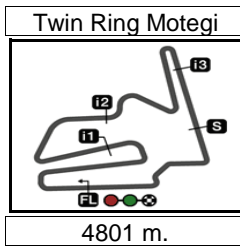
These data/results cannot be reproduced, stored and/or transmitted in whole or in part by any manner of electronic, mechanical, photocopying, recording, broadcasting or otherwise now known or herein after developed without the previous express consent by the copyright owner, except for reproduction in daily press and regular printed publications on sale to the public within 60 days of the event related to those data/results and always provided that copyright symbol appears together as follows below.

© DORNA, 2018

Official MotoGP Timing by TISSOT
www.motogp.com

Motegi, Sunday, October 21, 2018





Results and timing service provided by TISSOT

Moto3™

MOTUL GRAND PRIX OF JAPAN

Race

Chronological Analysis of Performances

34

* Lap / Sector time cancelled T1 Time from finish line to 1st intermediate T3 Time from 2nd intermed. to 3rd intermed.
P Crossing the finish line in pit lane T2 Time from 1st intermed. to 2nd intermed. T4 Time from 3rd intermediate to finish line

Lap	Lap Time	T1	T2	T3	T4	Speed	Lap	Lap Time	T1	T2	T3	T4	Speed		
1st	12	Marco BEZZECCHI Redox PruestelGP ITA						3rd	40	Darryn BINDER Red Bull KTM Ajo RSA					
		Runs=1	Total laps=20	Full laps=19					Runs=1	Total laps=20	Full laps=16				
1	2'04.879	36.966	22.950	31.517	33.446	210.3	1	2'05.761	37.292	23.333	31.864	33.272	212.0		
2	1'57.704	30.054	22.834	31.419	33.397	211.1	2	1'57.361	29.974	22.889	31.375	33.123	214.4		
3	1'57.945	30.334	22.920	31.418	33.273	212.3	3	1'58.147	30.363	22.841	31.639	33.304	214.2		
4	1'58.379	30.227	23.410	31.611	33.131	217.1	4	1'58.645	30.035	22.987	31.720	33.903	213.0		
5	1'58.013	30.251	23.113	31.399	33.250	214.0	5	1'58.455 *	30.233	22.870	31.918	33.434 *	216.9		
6	1'58.267	30.287	22.921	31.626	33.433	212.5	6	1'58.381 *	30.433	22.836	31.849 *	33.263	215.9		
7	1'58.440	30.409	23.008	31.644	33.379	214.7	7	1'57.908	30.034	22.920	31.571	33.383	216.4		
8	1'58.824	30.382	23.072	31.739	33.631	211.6	8	1'58.400	30.193	22.859	31.775	33.573	214.3		
9	1'58.514	30.556	22.974	31.619	33.365	211.3	9	1'58.814	30.262	23.092	31.833	33.627	213.6		
10	1'58.495	30.311	23.013	31.800	33.371	211.8	10	1'57.770	29.985	22.832	31.645	33.308	214.7		
11	1'58.413	30.390	22.904	31.784	33.335	212.3	11	1'58.486	30.260	22.972	31.847	33.407	212.8		
12	1'58.099	30.169	22.855	31.670	33.405	213.8	12	1'58.091	30.078	22.921	31.594	33.498	213.6		
13	1'58.515	30.277	22.881	32.008	33.349	212.6	13	1'58.562	30.129	23.100	31.911	33.422	214.6		
14	1'58.777	30.299	23.319	31.601	33.558	216.5	14	1'58.363	30.196	23.023	31.567	33.577	212.8		
15	1'59.001	30.479	23.051	31.849	33.622	214.6	15	1'59.087	30.427	23.120	31.808	33.732	211.8		
16	1'58.741	30.399	22.983	32.028	33.331	213.1	16	1'59.065	30.506	23.139	32.120	33.300	215.9		
17	1'58.670	30.445	23.088	31.852	33.285	213.1	17	1'58.768	30.234	23.175	31.879	33.480	212.3		
18	1'58.460	30.326	22.989	31.702	33.443	213.4	18	1'58.416 *	30.398	22.851	31.711	33.456 *	213.1		
19	1'58.536	30.448	22.951	31.832	33.305	215.3	19	1'58.486	30.273	22.961	31.814	33.438	214.2		
20	1'58.981	30.373	23.182	31.851	33.575	217.6	20	1'58.729	30.207	22.949	31.761	33.812	211.9		

2nd	48	Lorenzo DALLA PO Leopard Racing ITA					4th	10	Dennis FOGGIA SKY Racing Team VR ITA				
		Runs=1	Total laps=20	Full laps=19					Runs=1	Total laps=20	Full laps=19		
1	2'06.327	37.803	23.163	32.182	33.179	217.0	1	2'06.028	37.465	23.178	32.111	33.274	216.5
2	1'57.564	30.161	22.836	31.414	33.153	217.2	2	1'58.487	30.367	23.028	31.767	33.325	218.8
3	1'57.702	30.111	22.870	31.417	33.304	217.9	3	1'57.587	30.034	22.902	31.505	33.146	217.6
4	1'58.018	30.102	22.852	31.828	33.236	218.5	4	1'57.920	30.015	22.860	31.583	33.462	216.6
5	1'57.725	30.158	22.882	31.590	33.095	218.5	5	1'57.842	29.999	22.995	31.683	33.165	219.3
6	1'57.959	30.185	22.990	31.446	33.338	216.0	6	1'58.084	30.176	22.956	31.767	33.185	216.4
7	1'58.267	30.226	22.978	31.649	33.414	211.9	7	1'58.342	30.063	22.982	31.803	33.494	220.7
8	1'58.821	30.325	23.088	31.749	33.659	210.5	8	1'58.358	30.141	22.825	31.939	33.453	218.2
9	1'58.680	30.560	23.146	31.649	33.325	215.7	9	1'58.823	30.418	23.261	31.739	33.405	217.9
10	1'58.774	30.318	23.000	32.054	33.402	217.5	10	1'58.884	30.139	23.422	32.021	33.302	217.5
11	1'58.395	30.247	22.866	31.996	33.286	217.8	11	1'58.214	30.144	22.942	31.828	33.300	220.0
12	1'58.103	30.151	23.045	31.636	33.271	220.4	12	1'58.373	30.173	22.829	31.728	33.643	218.3
13	1'58.547	30.353	22.865	31.926	33.403	218.9	13	1'58.253	30.127	22.881	31.850	33.395	218.8
14	1'58.689	30.219	23.073	31.908	33.489	217.3	14	1'58.579	30.168	22.963	31.939	33.509	220.5
15	1'58.848	30.683	22.866	31.837	33.462	219.8	15	1'58.809	30.305	22.996	32.162	33.346	219.1
16	1'58.680	30.578	22.875	31.951	33.276	217.4	16	1'59.117	30.506	23.170	32.137	33.304	218.9
17	1'58.987	30.582	23.072	31.916	33.417	215.9	17	1'58.811	30.328	23.051	32.032	33.400	220.7
18	1'58.635	30.521	22.862	31.664	33.588	215.9	18	1'58.369	30.369	22.900	31.821	33.279	218.0
19	1'58.615	30.300	23.002	31.759	33.554	220.8	19	1'58.397	30.202	22.842	31.743	33.610	215.8
20	1'58.358	30.266	22.970	31.651	33.471	217.8	20	1'58.588	30.221	23.147	31.728	33.492	220.1

Fastest Lap: Marco BEZZECCHI Redox PruestelGP ITA **1'57.704** 30.054 22.834 31.419 33.397

These data/results cannot be reproduced, stored and/or transmitted in whole or in part by any manner of electronic, mechanical, photocopying, recording, broadcasting or otherwise now known or herein after developed without the previous express consent by the copyright owner, except for reproduction in daily press and regular printed publications on sale to the public within 60 days of the event related to those data/results and always provided that copyright symbol appears together as follows below.
© DORNA, 2018



Race

Moto3

Lap	Lap Time	T1	T2	T3	T4	Speed	Lap	Lap Time	T1	T2	T3	T4	Speed
5th	17	John MCPHEE CIP - Green Power GBR					9	1'58.861	30.403	23.085	32.021	33.352	214.6
		Runs=1	Total laps=20	Full laps=19			10	1'58.412	30.319	22.937	31.831	33.325	216.5
1	2'05.165	37.129	23.309	31.510	33.217	217.7	11	1'58.386	30.296	22.913	31.949	33.228	217.5
2	1'57.515	30.009	22.961	31.355	33.190	217.2	12	1'58.353	30.283	22.896	31.654	33.520	217.7
3	1'58.261	30.365	23.047	31.695	33.154	217.7	13	1'58.439	30.417	22.872	31.822	33.328	218.2
4	1'58.404	30.067	23.130	31.947	33.260	212.0	14	1'58.459	30.282	22.846	32.005	33.326	214.1
5	1'57.808	30.105	23.138	31.451	33.114	216.6	15	1'58.513	30.363	22.910	31.885	33.355	217.6
6	1'59.148	30.134	23.699	32.127	33.188	220.7	16	1'58.913	30.304	23.080	32.171	33.358	217.1
7	1'58.081	30.081	22.778	31.805	33.417	219.3	17	1'58.746	30.324	23.007	32.014	33.401	218.9
8	1'58.491	30.266	22.925	31.738	33.562	219.0	18	1'58.686	30.325	23.063	31.831	33.467	215.6
9	1'58.665	30.350	23.312	31.818	33.185	216.0	19	1'58.350	30.306	22.886	31.728	33.430	219.2
10	1'58.366	30.216	23.089	31.748	33.313	218.9	20	1'58.392	30.432	22.847	31.940	33.173	218.2
11	1'58.721	30.411	22.954	31.832	33.524	212.0	8th 19 Gabriel RODRIGO RBA BOE Skull Rider ARG						
12	1'57.974	30.205	22.868	31.705	33.196	220.6	Runs=1	Total laps=20	Full laps=19				
13	1'58.362	30.170	22.926	31.928	33.338	219.8	1	2'04.999	36.874	23.158	31.575	33.392	212.3
14	1'58.352	30.222	22.980	31.741	33.409	218.0	2	1'57.826	30.057	22.879	31.410	33.480	213.4
15	1'58.990	30.535	23.047	31.905	33.503	217.9	3	1'57.878	30.283	22.863	31.461	33.271	212.8
16	1'59.115	30.591	23.115	32.072	33.337	217.1	4	1'58.384	30.152	22.989	31.759	33.484	213.3
17	1'58.968	30.469	23.082	32.002	33.415	219.9	5	1'58.210	30.213	23.114	31.507	33.376	213.8
18	1'58.777	30.402	23.115	32.030	33.230	217.2	6	1'58.096	30.326	23.055	31.426	33.289	215.2
19	1'58.320	30.212	22.894	31.816	33.398	220.1	7	1'58.686	30.264	23.218	31.762	33.442	215.6
20	1'58.421	30.213	23.039	31.780	33.389	220.2	8	1'59.234	30.450	22.947	32.232	33.605	216.7
6th 14 Tony ARBOLINO Marinelli Snipers Tea ITA							9	1'58.879	30.316	23.225	32.012	33.326	214.1
		Runs=1	Total laps=20	Full laps=17			10	1'58.744	30.251	22.924	32.274	33.295	215.7
1	2'07.139	38.365	23.314	31.931	33.529	218.9	11	1'58.198	30.288	22.924	31.680	33.306	213.6
2	1'57.886	30.198	22.839	31.554	33.295	217.3	12	1'58.385	30.195	22.881	31.669	33.640	214.5
3	1'57.513 *	30.224	22.771	31.381	33.137*	217.2	13	1'58.623	30.320	22.944	31.773	33.586	214.1
4	1'57.944	30.081	22.851	31.842	33.170	215.8	14	1'58.476	30.210	22.984	31.943	33.339	215.6
5	1'58.213 *	30.145	22.863	31.892	33.313*	219.1	15	1'58.551	30.340	22.934	31.864	33.413	216.4
6	1'58.541	30.304	22.841	31.795	33.601	217.4	16	1'58.961	30.321	23.105	32.085	33.450	215.1
7	1'57.735	30.222	22.820	31.408	33.285	216.2	17	1'58.751	30.291	23.004	31.992	33.464	214.4
8	1'58.151	30.316	22.919	31.620	33.296	219.2	18	1'58.688	30.309	23.080	31.912	33.387	213.5
9	1'58.906	30.369	23.160	32.066	33.311	216.2	19	1'58.592	30.452	22.980	31.706	33.454	214.1
10	1'58.504	30.173	22.973	32.171	33.187	215.7	20	1'59.053	30.638	23.009	31.827	33.579	212.9
11	1'58.292	30.170	22.998	31.731	33.393	217.6	9th 71 Ayumu SASAKI Petronas Sprinta Raci JPN						
12	1'58.255	30.192	22.872	31.719	33.472	217.0	Runs=1	Total laps=20	Full laps=19				
13	1'58.236	30.155	22.835	31.902	33.344	218.2	1	2'06.965	38.124	23.269	32.122	33.450	217.1
14	1'58.590	30.165	23.002	32.000	33.423	216.6	2	1'57.889	30.156	22.883	31.511	33.339	215.5
15	1'58.822	30.483	23.016	32.029	33.294	219.8	3	1'57.912	30.186	22.849	31.644	33.233	217.0
16	1'58.837	30.424	23.017	32.033	33.363	216.3	4	1'57.901	30.163	22.833	31.678	33.227	217.0
17	1'58.644	30.217	23.101	31.938	33.388	216.9	5	1'58.307	30.204	22.882	31.924	33.297	218.7
18	1'58.807	30.516	22.891	31.783	33.617	213.9	6	1'58.667	30.252	23.005	31.702	33.708	216.0
19	1'58.419	30.276	22.860	31.790	33.493	217.0	7	1'57.964	30.186	23.163	31.401	33.214	217.1
20	1'58.569	30.418	22.949	31.917	33.285	217.7	8	1'58.237	30.206	22.926	31.647	33.458	216.8
7th 33 Enea BASTIANINI Leopard Racing ITA							9	1'58.820	30.373	23.003	31.961	33.483	216.0
		Runs=1	Total laps=20	Full laps=19			10	1'58.503	30.414	23.038	31.705	33.346	216.8
1	2'06.148	37.643	23.110	32.137	33.258	215.8	11	1'58.252	30.270	22.990	31.708	33.284	217.0
2	1'57.668	30.149	22.879	31.390	33.250	213.7	12	1'58.353	30.376	22.936	31.620	33.421	214.7
3	1'57.565	30.086	22.856	31.368	33.255	216.9	13	1'58.508	30.355	22.979	31.754	33.420	217.0
4	1'58.185	30.127	22.892	31.869	33.297	215.5	14	1'58.506	30.215	23.035	31.926	33.330	216.4
5	1'57.945	30.007	23.079	31.728	33.131	217.9	15	1'58.583	30.446	22.953	31.768	33.416	217.3
6	1'58.960	30.237	23.110	32.065	33.548	217.3	16	1'58.914	30.409	23.018	32.024	33.463	216.8
7	1'58.297	30.134	23.199	31.592	33.372	218.1	17	1'58.881	30.405	23.066	31.884	33.526	215.8
8	1'58.779	30.318	23.000	31.903	33.558	216.5	18	1'58.734	30.499	23.058	31.740	33.437	215.6
Fastest Lap: Marco BEZZECCHI Redox PruestelGP ITA 1'57.704 30.054 22.834 31.419 33.397													

These data/results cannot be reproduced, stored and/or transmitted in whole or in part by any manner of electronic, mechanical, photocopying, recording, broadcasting or otherwise now known or herein after developed without the previous express consent by the copyright owner, except for reproduction in daily press and regular printed publications on sale to the public within 60 days of the event related to those data/results and always provided that copyright symbol appears together as follows below.

© DORNA, 2018

Official MotoGP Timing by TISSOT
www.motogp.com

Motegi, Sunday, October 21, 2018

Page 2 of 6



Race

Moto3

Lap	Lap Time	T1	T2	T3	T4	Speed	Lap	Lap Time	T1	T2	T3	T4	Speed						
19	1'59.026	30.512	23.094	31.861	33.559	214.9	6	1'58.521	30.175	23.105	31.673	33.568	213.1						
20	1'59.868	30.864	23.250	31.914	33.840	213.6	7	1'58.508	30.290	22.967	31.748	33.503	212.9						
10th 84 Jakub KORNFEL Redox PruestelGP CZE							8th 1'58.286 30.137 23.038 31.564 33.547 210.6												
Runs=1 Total laps=20 Full laps=19							9 1'58.603 30.361 23.035 31.705 33.502 210.9												
1 2'08.500 38.845 23.393 32.298 33.964 216.3							10 1'58.501 30.205 23.070 31.738 33.488 212.1												
2 1'58.693 30.141 23.029 31.695 33.828 216.2							11 1'58.413 30.264 22.945 31.699 33.505 211.8												
3 1'58.742 30.201 23.078 31.970 33.493 216.0							12 1'59.057 30.237 23.043 32.081 33.696 215.4												
4 1'58.641 30.071 22.887 31.815 33.868 210.7							13 1'59.153 30.470 23.167 32.044 33.472 214.4												
5 1'58.334 30.240 22.946 31.675 33.473 215.6							14 1'58.667 30.381 23.002 31.802 33.482 215.9												
6 1'59.104 30.295 23.398 31.771 33.640 217.3							15 1'59.005 30.510 23.182 31.706 33.607 215.5												
7 1'58.347 30.149 23.011 31.777 33.410 216.7							16 1'59.486 30.904 23.254 31.922 33.406 215.3												
8 1'58.438 30.231 22.925 31.889 33.393 213.9							17 1'58.574 30.347 22.974 31.869 33.384 216.3												
9 1'58.638 30.332 22.865 31.900 33.541 215.8							18 1'58.819 30.627 23.001 31.688 33.503 216.5												
10 1'58.474 30.224 22.892 31.871 33.487 215.0							19 1'58.652 30.623 23.104 31.789 33.136 216.1												
11 1'58.296 30.238 22.894 31.782 33.382 216.0							20 1'58.721 30.245 23.071 31.699 33.706 215.6												
12 1'58.581 30.281 22.968 31.772 33.560 215.3							13th 16 Andrea MIGNO Angel Nieto Team Mot ITA												
13 1'58.765 30.574 23.085 31.558 33.548 211.5							Runs=1 Total laps=20 Full laps=19												
14 1'58.891 30.363 23.193 31.803 33.532 211.3							1 2'07.803 38.619 23.481 32.163 33.540 212.7												
15 1'59.133 30.481 23.180 31.808 33.664 212.5							2 1'59.250 30.204 22.889 31.680 34.477 216.3												
16 1'59.317 30.782 23.224 31.814 33.497 215.6							3 1'58.665 30.290 22.995 31.951 33.429 214.0												
17 1'58.574 30.299 23.084 31.692 33.499 212.0							4 1'58.707 30.218 23.066 31.876 33.547 213.6												
18 1'59.027 30.606 23.131 31.692 33.598 216.8							5 1'58.364 30.329 22.944 31.591 33.500 212.1												
19 1'58.709 30.664 23.161 31.533 33.351 212.7							6 1'58.639 30.368 23.043 31.574 33.654 211.4												
20 1'58.414 30.267 23.114 31.551 33.482 214.0							7 1'58.467 30.419 22.954 31.665 33.429 211.3												
11th 5 Jaume MASIA Bester Capital Dubai SPA							8 1'58.642 30.343 23.160 31.664 33.475 211.5												
Runs=1 Total laps=20 Full laps=19							9 1'58.714 30.512 22.982 31.763 33.457 214.0												
1 2'08.104 39.242 23.189 32.169 33.504 216.6							10 1'58.383 30.247 22.964 31.746 33.426 212.9												
2 1'59.247 30.156 22.774 31.674 34.643 216.9							11 1'58.479 30.399 22.944 31.626 33.510 214.7												
3 1'58.638 30.254 22.980 32.097 33.307 216.7							12 1'58.443 30.218 22.981 31.736 33.508 211.8												
4 1'58.946 30.326 23.071 31.950 33.599 215.2							13 1'59.913 30.933 23.542 31.939 33.499 216.3												
5 1'58.633 30.256 22.922 31.808 33.647 215.3							14 1'59.069 30.306 22.851 31.899 34.013 216.8												
6 1'58.625 30.248 23.003 31.753 33.621 215.0							15 1'59.029 30.464 23.093 31.731 33.741 216.7												
7 1'58.507 30.277 22.958 31.773 33.499 214.5							16 1'58.882 30.543 23.003 31.938 33.398 217.5												
8 1'58.445 30.213 22.939 31.766 33.527 214.7							17 1'58.868 30.627 23.089 31.832 33.320 216.5												
9 1'58.635 30.360 22.976 31.800 33.499 215.0							18 1'58.686 30.459 22.990 31.789 33.448 216.8												
10 1'58.515 30.398 22.883 31.688 33.546 212.9							19 1'58.710 30.629 23.004 31.861 33.216 216.3												
11 1'58.430 30.354 22.887 31.740 33.449 214.4							20 1'58.501 30.398 23.048 31.754 33.301 215.9												
12 1'58.520 30.341 22.872 31.755 33.552 214.4							14th 31 Celestino VIETTI SKY Racing Team VR ITA												
13 1'59.758 30.384 23.547 32.117 33.710 216.1							Runs=1 Total laps=20 Full laps=19												
14 1'58.715 30.356 22.902 31.866 33.591 216.6							1 2'09.180 38.879 23.470 32.784 34.047 216.1												
15 1'58.321 30.374 22.880 31.666 33.401 218.1							2 1'59.166 30.328 23.147 32.138 33.553 216.5												
16 1'59.023 30.634 23.099 31.775 33.515 216.3							3 1'58.695 30.380 23.087 31.713 33.515 217.6												
17 1'58.753 30.391 22.942 31.942 33.478 216.7							4 1'58.693 30.276 22.962 31.878 33.577 215.3												
18 1'58.760 30.598 22.998 31.663 33.501 215.4							5 1'58.855 30.310 23.096 32.019 33.430 218.8												
19 1'59.026 30.661 23.129 31.734 33.502 214.9							6 1'58.343 30.382 22.948 31.691 33.322 217.2												
20 1'58.416 30.294 22.907 31.741 33.474 218.4							7 1'58.371 30.236 22.947 31.752 33.436 216.0												
12th 42 Marcos RAMIREZ Bester Capital Dubai SPA							8 1'58.527 30.299 22.954 31.739 33.535 214.5												
Runs=1 Total laps=20 Full laps=19							9 1'58.567 30.389 22.916 31.770 33.492 214.5												
1 2'07.395 37.968 23.458 32.379 33.590 212.8							10 1'58.252 30.218 22.872 31.746 33.416 216.0												
2 1'59.385 30.250 22.991 31.664 34.480 215.0							11 1'58.418 30.452 22.891 31.694 33.381 217.4												
3 1'58.584 30.221 23.207 31.707 33.449 209.9							12 1'58.639 30.328 22.977 31.819 33.515 215.4												
4 1'59.400 30.290 23.176 32.470 33.464 215.2							13 1'58.898 30.375 23.178 31.962 33.383 215.6												
5 1'58.358 30.185 23.029 31.686 33.458 214.0							14 1'58.680 30.264 23.027 31.838 33.551 215.3												
							15 1'58.615 30.273 23.031 31.804 33.507 218.4												

Fastest Lap: Marco BEZZECCHI Redox PruestelGP ITA **1'57.704** 30.054 22.834 31.419 33.397

These data/results cannot be reproduced, stored and/or transmitted in whole or in part by any manner of electronic, mechanical, photocopying, recording, broadcasting or otherwise now known or herein after developed without the previous express consent by the copyright owner, except for reproduction in daily press and regular printed publications on sale to the public within 60 days of the event related to those data/results and always provided that copyright symbol appears together as follows below.
© DORNA, 2018

Official MotoGP Timing by TISSOT
www.motogp.com

Motegi, Sunday, October 21, 2018

Page 3 of 6



Race

Moto3

Lap	Lap Time	T1	T2	T3	T4	Speed	Lap	Lap Time	T1	T2	T3	T4	Speed
16	1'59.260	30.601	23.394	31.784	33.481	217.5	3	1'58.875	30.308	22.995	32.094	33.478	218.8
17	1'58.388	30.389	22.958	31.720	33.321	215.1	4	1'58.877	30.281	22.996	31.864	33.736	219.2
18	1'58.803	30.442	23.125	31.636	33.600	211.9	5	1'59.162	30.316	23.000	32.321	33.525	218.5
19	1'59.758	31.110	23.071	32.148	33.429	216.5	6	1'58.780	30.416	23.236	31.687	33.441	217.1
20	1'58.586	30.496	22.947	31.901	33.242	216.7	7	1'58.393	30.281	23.008	31.665	33.439	216.7

15th 24 Tatsuki SUZUKI SIC58 Squadra Corse JPN
Runs=1 Total laps=20 Full laps=19

1	2'08.328	39.406	23.279	32.025	33.618	215.8
2	1'58.671	30.222	23.040	31.559	33.850	214.7
3	1'59.214	30.166	23.206	32.406	33.436	216.0
4	1'58.887	30.167	23.111	31.936	33.673	215.4
5	1'58.257	30.167	22.939	31.835	33.316	214.7
6	1'58.400	30.105	23.041	31.714	33.540	213.9
7	1'58.508	30.276	22.959	31.786	33.487	214.2
8	1'58.654	30.169	23.022	31.829	33.634	212.2
9	1'58.629	30.315	22.984	31.817	33.513	214.4
10	1'58.515	30.183	22.894	31.905	33.533	215.0
11	1'58.274	30.270	22.855	31.741	33.408	214.6
12	1'58.767	30.349	22.898	31.815	33.705	215.5
13	1'58.898	30.433	23.203	31.755	33.507	211.8
14	1'58.716	30.363	23.043	31.739	33.571	212.4
15	1'58.955	30.424	23.108	31.769	33.654	214.1
16	1'59.330	30.559	23.268	31.723	33.780	211.2
17	1'59.129	30.746	22.981	31.918	33.484	215.9
18	1'58.702	30.454	23.084	31.656	33.508	215.6
19	1'59.347	30.692	23.283	32.056	33.316	215.1
20	1'58.709	30.537	22.829	31.767	33.576	212.6

16th 65 Philipp OETTL Sudmetal Schedl GP GER
Runs=1 Total laps=20 Full laps=19

1	2'09.409	40.369	23.151	31.870	34.019	218.9
2	1'58.848	30.279	23.149	31.876	33.544	215.8
3	1'58.632	30.142	23.072	31.855	33.563	220.3
4	1'58.694	30.296	22.963	31.805	33.630	217.9
5	1'58.775	30.322	23.047	31.853	33.553	216.7
6	1'58.381	30.267	22.921	31.688	33.505	213.6
7	1'58.390	30.298	22.994	31.673	33.425	214.1
8	1'58.155	30.184	22.988	31.590	33.393	215.7
9	1'58.692	30.435	23.036	31.683	33.538	217.3
10	1'58.474	30.340	22.972	31.697	33.465	216.3
11	1'58.454	30.431	22.932	31.700	33.391	215.9
12	1'58.543	30.277	23.053	31.722	33.491	215.2
13	1'59.388	30.321	23.184	31.894	33.989	216.6
14	1'58.593	30.257	22.925	31.952	33.459	215.0
15	1'59.033	30.314	23.002	31.783	33.934	217.5
16	1'59.365	30.468	23.209	32.053	33.635	217.2
17	1'58.769	30.401	23.131	31.814	33.423	217.0
18	1'58.811	30.367	23.116	31.766	33.562	214.8
19	1'59.068	30.478	23.096	32.114	33.380	216.9
20	1'59.077	30.482	23.008	31.676	33.911	217.4

17th 27 Kaito TOBA Honda Team Asia JPN
Runs=1 Total laps=20 Full laps=19

1	2'08.879	39.605	23.373	32.322	33.579	220.4
2	1'58.670	30.292	23.162	31.645	33.571	214.4

8	1'58.795	30.359	23.180	31.799	33.457	214.7
9	1'58.340	30.257	22.963	31.653	33.467	215.6
10	1'58.457	30.238	23.009	31.716	33.494	215.6
11	1'58.438	30.345	22.890	31.756	33.447	215.3
12	1'58.719	30.322	23.051	31.815	33.531	214.9
13	1'58.825	30.378	23.017	31.842	33.588	216.3
14	1'58.696	30.316	22.988	31.824	33.568	217.2
15	1'58.843	30.377	23.045	31.813	33.608	217.4
16	1'59.229	30.435	23.242	31.955	33.597	217.4
17	1'59.010	30.406	23.209	31.833	33.562	217.6
18	1'59.138	30.439	23.261	31.854	33.584	214.8
19	1'59.109	30.481	23.207	31.892	33.529	216.0
20	1'59.315	30.516	23.172	31.865	33.762	215.6

18th 72 Alonso LOPEZ Estrella Galicia 0,0 SPA
Runs=1 Total laps=20 Full laps=18

1	2'08.016	38.728	23.435	32.219	33.634	215.3
2	1'58.834	30.480	22.999	31.529	33.826	212.6
3	1'58.795	30.253	23.096	31.934	33.512	212.4
4	1'59.388	30.531	23.020	31.892	33.945	211.5
5	1'59.284	30.437	23.137	31.954	33.756	212.1
6	1'58.727	30.433	23.042	31.629	33.623	213.3
7	1'58.434	30.232	23.091	31.617	33.494	214.5
8	1'59.294	30.365	23.492	31.819	33.618	213.7
9	1'58.519	30.261	23.060	31.636	33.562	212.3
10	1'58.587	30.261	23.030	31.666	33.630	212.2
11	1'58.767	30.319	23.016	31.799	33.633	211.7
12	1'58.943	30.328	23.084	31.786	33.745	210.8
13	1'59.038	30.35*	23.075	31.688	33.923	210.4
14	1'59.155	30.410	23.181	31.791	33.773	212.7
15	1'59.176	30.411	23.091	31.927	33.747	214.8
16	1'59.528	30.530	23.238	31.921	33.839	212.8
17	1'59.098	30.413	23.214	31.842	33.629	212.9
18	1'59.605	30.612	23.293	31.935	33.765	213.2
19	1'59.890	30.636	23.378	32.010	33.866	210.1
20	2'00.266	30.849	23.398	32.156	33.863	211.0

19th 7 Adam NORRODIN Petronas Sprinta Raci MAL
Runs=1 Total laps=20 Full laps=19

1	2'09.016	39.503	23.351	32.308	33.854	217.0
2	1'58.740	30.361	23.123	31.702	33.554	213.8
3	1'58.961	30.294	23.096	31.972	33.599	215.2
4	1'59.158	30.289	23.010	31.817	34.042	214.8
5	1'59.408	30.341	23.174	32.087	33.806	211.5
6	1'58.988	30.567	23.134	31.685	33.602	212.3
7	1'58.123	30.133	22.943	31.657	33.390	215.1
8	1'58.528	30.213	22.983	31.736	33.596	214.2
9	1'58.512	30.210	22.988	31.805	33.509	214.5
10	1'58.541	30.189	23.030	31.817	33.505	214.8
11	1'58.780	30.490	22.968	31.774	33.548	215.0
12	1'58.901	30.327	23.123	31.841	33.610	214.8

Fastest Lap: Marco BEZZECCHI Redox PruestelGP ITA 1'57.704 30.054 22.834 31.419 33.397

These data/results cannot be reproduced, stored and/or transmitted in whole or in part by any manner of electronic, mechanical, photocopying, recording, broadcasting or otherwise now known or herein after developed without the previous express consent by the copyright owner, except for reproduction in daily press and regular printed publications on sale to the public within 60 days of the event related to those data/results and always provided that copyright symbol appears together as follows below.
© DORNA, 2018

Race

Moto3

Lap	Lap Time	T1	T2	T3	T4	Speed
13	1'58.682	30.330	23.143	31.744	33.465	215.4
14	1'59.054	30.458	23.116	31.852	33.628	211.2
15	1'59.373	30.432	23.222	32.006	33.713	211.0
16	1'59.322	30.524	23.188	31.951	33.659	210.3
17	1'59.295	30.522	23.252	31.798	33.723	210.6
18	1'59.708	30.483	23.415	31.943	33.867	210.2
19	2'00.071	30.817	23.412	32.097	33.745	214.3
20	2'00.196	30.826	23.453	32.139	33.778	211.9

20th 81		Stefano NEPA		CIP - Green Power		ITA
Runs=1	Total laps=20	Full laps=19				
1	2'09.543	40.147	23.427	31.975	33.994	217.1
2	1'59.022	30.482	23.064	31.896	33.580	217.2
3	1'58.746	30.528	23.092	31.702	33.424	218.2
4	1'58.764	30.556	23.056	31.686	33.466	215.0
5	1'59.054	30.539	23.003	31.933	33.579	216.3
6	1'59.303	30.635	23.079	31.970	33.619	213.8
7	1'59.151	30.557	23.183	31.839	33.572	214.8
8	1'59.433	30.640	23.164	31.834	33.795	213.5
9	1'59.442	30.627	23.251	31.812	33.752	212.9
10	1'59.568	30.588	23.253	31.991	33.736	214.0
11	1'59.341	30.564	23.249	31.858	33.670	215.6
12	1'59.726	30.633	23.446	31.936	33.711	216.8
13	1'59.681	30.614	23.257	31.962	33.848	213.1
14	1'59.714	30.641	23.299	31.957	33.817	213.1
15	1'59.811	30.608	23.246	32.034	33.923	213.1
16	1'59.670	30.638	23.298	31.939	33.795	213.5
17	1'59.847	30.744	23.294	32.062	33.747	213.4
18	1'59.925	30.717	23.335	32.138	33.735	213.8
19	1'59.940	30.827	23.344	32.057	33.712	214.3
20	2'00.157	30.733	23.211	32.093	34.120	214.1

21st 41		Nakariri ATIRAPPH		Honda Team Asia		THA
Runs=1	Total laps=20	Full laps=19				
1	2'08.962	39.322	23.402	32.316	33.922	214.3
2	1'58.980	30.312	23.257	31.830	33.581	214.2
3	1'58.736	30.311	23.068	31.880	33.477	217.8
4	1'58.789	30.174	23.052	31.757	33.806	216.3
5	1'59.277	30.321	23.280	31.992	33.684	217.3
6	1'59.050	30.423	23.027	31.854	33.746	212.8
7	1'58.722	30.331	23.099	31.667	33.625	211.9
8	1'58.960	30.337	23.089	31.805	33.729	212.3
9	1'59.770	30.433	23.119	32.005	34.213	211.3
10	1'59.819	30.473	23.286	32.085	33.975	210.0
11	1'59.899	30.589	23.231	31.992	34.087	210.1
12	1'59.997	30.631	23.409	31.978	33.979	209.4
13	1'59.941	30.566	23.566	31.993	33.816	212.1
14	1'59.684	30.631	23.277	32.023	33.753	212.3
15	1'59.937	30.628	23.217	32.070	34.022	213.9
16	1'59.575	30.553	23.247	32.035	33.740	213.4
17	1'59.830	30.751	23.265	32.113	33.701	213.3
18	1'59.934	30.677	23.367	32.171	33.719	213.6
19	1'59.968	30.790	23.343	32.130	33.705	213.3
20	2'00.404	30.695	23.207	32.094	34.408	213.9

22nd 22		Kazuki MASAKI		RBA BOE Skull Rider		JPN
Runs=1	Total laps=20	Full laps=19				
1	2'06.911	37.877	23.229	32.215	33.590	215.8
2	1'58.321	30.101	22.994	31.870	33.356	217.1
3	1'57.586	30.134	22.790	31.521	33.141	217.3
4	1'58.051	29.939	22.802	32.053	33.257	218.1
5	1'57.922	30.131	22.741	31.816	33.234	218.1
6	1'58.791	30.279	22.944	31.765	33.803	216.8
7	1'57.907	30.220	23.044	31.393	33.250	214.7
8	1'58.197	30.176	22.959	31.628	33.434	214.7
9	2'16.616	45.074	24.580	32.655	34.307	207.5
10	2'03.849	30.985	23.554	32.328	36.982	210.7
11	2'00.545	31.040	23.411	32.236	33.858	209.9
12	2'00.573	30.890	23.455	32.039	34.189	210.2
13	2'00.803	30.949	23.550	32.164	34.140	210.0
14	2'00.359	30.910	23.422	32.243	33.784	210.3
15	2'00.582	30.840	23.455	32.125	34.162	211.3
16	2'00.355	30.952	23.472	32.089	33.842	210.8
17	2'00.456	30.900	23.402	32.114	34.040	210.6
18	2'00.230	30.778	23.476	32.032	33.944	211.8
19	1'59.902	30.749	23.358	32.019	33.776	211.9
20	1'59.625	30.735	23.209	32.039	33.642	211.6

23rd 13		Shizuka OKAZAKI		Kohara Racing Team		JPN
Runs=1	Total laps=20	Full laps=19				
1	2'12.866	40.849	24.211	32.890	34.916	202.6
2	2'03.590	31.517	23.927	32.832	35.314	201.8
3	2'03.564	31.624	24.226	32.753	34.961	201.7
4	2'03.740	31.604	24.316	32.701	35.119	201.2
5	2'03.276	31.429	24.205	32.670	34.972	200.8
6	2'03.530	31.470	24.172	32.714	35.174	200.4
7	2'03.597	31.614	24.168	32.687	35.128	199.4
8	2'03.791	31.731	24.231	32.783	35.046	198.0
9	2'03.814	31.816	24.280	32.709	35.009	199.6
10	2'03.486	31.688	24.255	32.579	34.964	200.2
11	2'03.760	31.894	24.059	32.852	34.955	201.4
12	2'03.621	31.662	24.316	32.760	34.883	201.0
13	2'03.968	31.835	24.172	32.750	35.211	200.2
14	2'04.144	31.873	24.366	32.802	35.103	202.0
15	2'04.080	31.954	24.250	32.844	35.032	201.1
16	2'03.483	31.721	24.121	32.662	34.979	201.6
17	2'04.026	31.643	24.176	32.797	35.410	200.7
18	2'04.222	31.968	24.333	32.848	35.073	200.6
19	2'03.506	31.687	24.138	32.807	34.874	202.9
20	2'03.925	31.788	24.152	32.756	35.229	201.3

24th 36		Yuto FUKUSHIMA		Team Plus One		JPN
Runs=1	Total laps=19	Full laps=18				
1	2'24.573	41.102	24.379	43.006	36.086	198.6
2	2'05.115	32.190	24.302	33.077	35.546	201.5
3	2'03.981	31.940	24.115	32.886	35.040	200.7
4	2'03.645	31.717	24.121	32.796	35.011	199.4
5	2'03.237	31.348	24.104	32.871	34.914	200.9
6	2'03.447	31.437	24.064	32.848	35.098	200.1
7	2'03.387	31.444	24.203	32.741	34.999	199.8
8	2'03.435	31.396	24.208	32.821	35.010	199.2

Fastest Lap:	Marco BEZZECCHI	Redox PruestelGP	ITA	1'57.704	30.054	22.834	31.419	33.397
---------------------	-----------------	------------------	-----	-----------------	--------	--------	--------	--------

These data/results cannot be reproduced, stored and/or transmitted in whole or in part by any manner of electronic, mechanical, photocopying, recording, broadcasting or otherwise now known or herein after developed without the previous express consent by the copyright owner, except for reproduction in daily press and regular printed publications on sale to the public within 60 days of the event related to those data/results and always provided that copyright symbol appears together as follows below.
© DORNA, 2018



Race

Moto3

Lap	Lap Time	T1	T2	T3	T4	Speed	Lap	Lap Time	T1	T2	T3	T4	Speed
9	2'04.840	31.491	24.085	34.152	35.112	199.5	unfinished	30.198	22.859	31.747			217.0
10	2'03.610	31.608	24.218	32.774	35.010	199.6							
11	2'03.721	31.579	24.240	32.903	34.999	201.5	29th	77	Vicente PEREZ		Reale Avintia Academ SPA		
12	2'03.568	31.392	24.161	32.898	35.117	199.7			Runs=1	Total laps=2	Full laps=0		
13	2'03.918	31.540	24.199	32.936	35.243	200.6	1	2'07.681	38.433	23.433	32.401	33.414	215.1
14	2'04.166	31.764	24.323	32.909	35.170	201.2	unfinished	30.169	22.895	31.695			218.5
15	2'04.418	31.654	24.283	33.152	35.329	200.5							
16	2'04.333	31.728	24.217	33.114	35.274	199.9							
17	2'04.085	31.683	24.351	32.983	35.068	200.3							
18	2'03.752	31.757	24.195	32.916	34.884	201.7							
19	2'09.189	31.657	24.111	34.051	39.370	148.4							

25th **88** **Jorge MARTIN** Del Conca Gresini Mo SPA
Runs=1 Total laps=15 Full laps=13

1	2'05.314	37.205	23.074	31.480	33.555	210.5
2	1'57.599	29.968	22.975	31.433	33.223	213.0
3	1'58.201	30.248	22.941	31.512	33.500	213.1
4	1'57.690	29.977	22.927	31.378	33.408	208.9
5	1'58.203	30.434	22.959	31.304	33.506	208.6
6	1'58.513	30.357	23.426	31.477	33.253	212.4
7	1'58.617	30.191	23.081	31.669	33.676	212.6
8	1'58.649	29.994	23.018	31.792	33.845	211.1
9	1'58.421	30.339	23.047	31.684	33.351	212.6
10	1'58.493	30.243	22.947	31.800	33.503	212.4
11	1'58.673	30.469	22.904	31.965	33.335	213.4
12	1'57.903	30.095	22.847	31.566	33.395	214.2
13	1'58.338	30.175	22.855	31.761	33.547	208.6
14	1'58.948	30.239	23.110	31.447	34.152	208.8
unfinished	30.607	23.067	32.105		215.7	

26th **75** **Albert ARENAS** Angel Nieto Team Mot SPA
Runs=1 Total laps=11 Full laps=9

1	2'06.548	37.558	23.283	32.138	33.569	215.7
2	1'57.738	30.001	22.971	31.471	33.295	215.1
3	1'57.458	30.048	22.919	31.300	33.191	215.3
4	1'58.425	30.052	22.857	31.926	33.590	214.6
5	1'58.186	30.067	22.919	31.888	33.312	218.0
6	1'57.825	30.270	22.785	31.575	33.195	217.9
7	1'58.361	30.138	22.990	31.801	33.432	216.2
8	1'58.820	30.223	23.018	31.831	33.748	216.7
9	1'58.554	30.363	23.030	31.745	33.416	215.0
10	2'26.774	30.120	22.981	51.525	42.148	205.2
PIT	36.760	25.640	34.842	31.758	162.1	

27th **21** **Fabio DI GIANNANT** Del Conca Gresini Mo ITA
Runs=1 Total laps=6 Full laps=4

1	2'06.724	38.045	23.202	32.194	33.283	217.3
2	1'57.939	30.122	23.041	31.433	33.343	214.7
3	1'57.730	29.995	23.099	31.402	33.234	213.9
4	1'57.893	29.967	22.899	31.444	33.583	216.7
5	1'58.190	30.054	22.934	31.917	33.285	216.1
unfinished	30.380	22.783	31.684		213.3	

28th **23** **Niccolò ANTONELL** SIC58 Squadra Corse ITA
Runs=1 Total laps=2 Full laps=0

1	2'07.274	38.501	23.256	32.148	33.369	216.9
---	----------	--------	--------	--------	--------	-------

Fastest Lap: Marco BEZZECCHI Redox PruestelGP ITA **1'57.704** 30.054 22.834 31.419 33.397

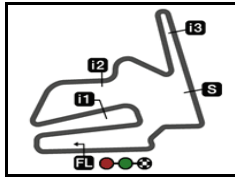
These data/results cannot be reproduced, stored and/or transmitted in whole or in part by any manner of electronic, mechanical, photocopying, recording, broadcasting or otherwise now known or herein after developed without the previous express consent by the copyright owner, except for reproduction in daily press and regular printed publications on sale to the public within 60 days of the event related to those data/results and always provided that copyright symbol appears together as follows below.
© DORNA, 2018

Official MotoGP Timing by TISSOT
www.motogp.com

Motegi, Sunday, October 21, 2018

Page 6 of 6





4801 m.

MOTUL GRAND PRIX OF JAPAN

Race

Analysis by Lap

35

Num Lap Time Gap

Lap	1	2	3	4	5	6	7	8	9	10	11
12	2'04.879	1'57.704	1'57.945	1'57.690	1'58.267	1'58.013	1'58.267	1'58.821	1'58.514	1'58.906	1'58.413
19	2'04.999	1'57.515	1'57.878	1'58.379	1'57.959	1'58.203	1'57.959	1'58.824	1'58.680	1'58.879	1'58.486
17	2'05.165	1'57.515	1'58.261	1'58.379	1'58.096	1'58.203	1'58.096	1'58.824	1'58.680	1'58.879	1'58.395
88	2'05.314	1'57.599	1'58.201	1'58.384	1'58.513	1'58.203	1'58.513	1'58.824	1'58.680	1'58.879	1'58.395
40	2'05.761	1'57.599	1'58.147	1'58.384	1'58.084	1'58.203	1'58.084	1'58.824	1'58.680	1'58.879	1'58.395
10	2'06.028	1'57.826	1'58.565	1'58.185	1'57.825	1'58.203	1'57.825	1'58.824	1'58.680	1'58.879	1'58.395
33	2'06.148	1'57.599	1'57.702	1'58.185	1'59.148	1'58.203	1'59.148	1'58.824	1'58.680	1'58.879	1'58.395
48	2'06.327	1'57.564	1'57.458	1'58.018	1'58.960	1'58.203	1'58.960	1'58.824	1'58.680	1'58.879	1'58.395
75	2'06.548	1'57.361	1'57.587	1'58.645	1'58.381	1'58.203	1'58.381	1'58.824	1'58.680	1'58.879	1'58.395
21	2'06.724	1'57.668	1'57.730	1'57.920	1'58.541	1'58.203	1'58.541	1'58.824	1'58.680	1'58.879	1'58.395
22	2'06.911	1'57.564	1'57.513	1'58.425	1'58.791	1'58.203	1'58.791	1'58.824	1'58.680	1'58.879	1'58.395
71	2'06.965	1'57.889	1'57.912	1'58.707	1'58.667	1'58.203	1'58.667	1'58.824	1'58.680	1'58.879	1'58.395
14	2'07.139	1'57.886	1'57.586	1'58.707	1'58.639	1'58.203	1'58.639	1'58.824	1'58.680	1'58.879	1'58.395
23	2'07.274	1'57.826	1'57.584	1'58.641	1'58.521	1'58.203	1'58.521	1'58.824	1'58.680	1'58.879	1'58.395
42	2'07.395	1'57.826	1'58.795	1'58.707	1'58.400	1'58.203	1'58.400	1'58.824	1'58.680	1'58.879	1'58.395
77	2'07.681	1'57.886	1'58.665	1'58.707	1'59.104	1'58.203	1'59.104	1'58.824	1'58.680	1'58.879	1'58.395
16	2'07.803	1'57.886	1'58.665	1'58.707	1'59.104	1'58.203	1'59.104	1'58.824	1'58.680	1'58.879	1'58.395
72	2'08.016	1'57.826	1'58.742	1'58.641	1'58.625	1'58.203	1'58.625	1'58.824	1'58.680	1'58.879	1'58.395
5	2'08.104	1'57.826	1'58.638	1'58.641	1'58.381	1'58.203	1'58.381	1'58.824	1'58.680	1'58.879	1'58.395
24	2'08.328	1'57.886	1'59.214	1'58.707	1'58.343	1'58.203	1'58.343	1'58.824	1'58.680	1'58.879	1'58.395
84	2'08.500	1'57.886	1'58.875	1'58.707	1'58.727	1'58.203	1'58.727	1'58.824	1'58.680	1'58.879	1'58.395
27	2'08.879	1'57.826	1'58.875	1'58.707	1'58.727	1'58.203	1'58.727	1'58.824	1'58.680	1'58.879	1'58.395
41	2'08.962	1'57.826	1'58.961	1'58.789	1'59.104	1'58.203	1'59.104	1'58.824	1'58.680	1'58.879	1'58.395
7	2'09.016	1'57.826	1'58.961	1'58.789	1'59.104	1'58.203	1'59.104	1'58.824	1'58.680	1'58.879	1'58.395
31	2'09.180	1'57.826	1'58.961	1'58.789	1'59.104	1'58.203	1'59.104	1'58.824	1'58.680	1'58.879	1'58.395
65	2'09.409	1'57.826	1'58.961	1'58.789	1'59.104	1'58.203	1'59.104	1'58.824	1'58.680	1'58.879	1'58.395
81	2'09.543	1'57.826	1'58.961	1'58.789	1'59.104	1'58.203	1'59.104	1'58.824	1'58.680	1'58.879	1'58.395
13	2'12.866	1'57.826	1'58.961	1'58.789	1'59.104	1'58.203	1'59.104	1'58.824	1'58.680	1'58.879	1'58.395
36	2'24.573	1'57.826	1'58.961	1'58.789	1'59.104	1'58.203	1'59.104	1'58.824	1'58.680	1'58.879	1'58.395

□ Lapped rider

These data/results cannot be reproduced, stored and/or transmitted in whole or in part by any manner of electronic, mechanical, photocopying, recording, broadcasting or otherwise now known or herein after developed without the previous express consent by the copyright owner, except for reproduction in daily press and regular printed publications on sale to the public within 60 days of the event related to those data/results and always provided that copyright symbol appears together as follows below.

© DORNA, 2018

Num Lap Time Gap

16	1'58.479	6.240
84	1'58.296	6.334
24	1'58.274	6.464
5	1'58.430	6.852
65	1'58.454	7.031
31	1'58.418	7.194
27	1'58.438	7.793
72	1'58.767	8.772
7	1'58.780	8.882
41	1'59.899	13.091
81	1'59.341	13.494
22	2'00.545	26.823
13	2'03.760	1'01.141
36	2'03.721	1'15.118

Lap 12

12	1'58.099	
40	1'58.091	0.247
88	1'57.903	0.304
48	1'58.103	0.363
17	1'57.974	0.627
10	1'58.373	0.970
14	1'58.255	1.107
19	1'58.385	1.547
33	1'58.353	1.587
71	1'58.353	1.798
16	1'58.443	6.584
84	1'58.581	6.816
42	1'59.057	7.039
24	1'58.767	7.132
5	1'58.520	7.273
65	1'58.543	7.475
31	1'58.639	7.734
27	1'58.719	8.413
72	1'58.943	9.616
7	1'58.901	9.684
41	1'59.997	14.989
81	1'59.726	15.121
22	2'00.573	29.297
13	2'03.621	1'06.663
36	2'03.568	1'20.587

Lap 13

12	1'58.515	
88	1'58.338	0.127
40	1'58.562	0.294
48	1'58.547	0.395
17	1'58.362	0.474
10	1'58.253	0.708
14	1'58.236	0.828
33	1'58.439	1.511
19	1'58.623	1.655
71	1'58.508	1.791
84	1'58.765	7.066
24	1'58.898	7.515
42	1'59.153	7.677
16	1'59.913	7.982
31	1'58.898	8.117
65	1'59.388	8.348
5	1'59.758	8.516
27	1'58.825	8.723
7	1'58.682	9.851
72	1'59.038	10.139
81	1'59.681	16.287
41	1'59.941	16.415
22	2'00.803	31.585
13	2'03.968	1'12.116
36	2'03.918	1'25.990

Lap 14

--	--	--

40	1'58.363	
12	1'58.777	0.120
17	1'58.352	0.169
88	1'58.948	0.418
48	1'58.689	0.427
10	1'58.579	0.630
14	1'58.590	0.761
33	1'58.459	1.313
19	1'58.476	1.474
71	1'58.506	1.640
84	1'58.891	7.300
24	1'58.716	7.574
42	1'58.667	7.687
31	1'58.680	8.140
65	1'58.593	8.284
16	1'59.069	8.394
5	1'58.715	8.574
27	1'58.696	8.762
7	1'59.054	10.248
72	1'59.155	10.637
81	1'59.714	17.344
41	1'59.684	17.442
22	2'00.359	33.287
13	2'04.144	1'17.603
36	2'04.166	1'31.499

Lap 15

40	1'59.087	
12	1'59.001	0.034
17	1'58.990	0.072
48	1'58.848	0.188
10	1'58.809	0.352
14	1'58.822	0.496
33	1'58.513	0.739
19	1'58.551	0.938
71	1'58.583	1.136
84	1'59.133	7.346
24	1'58.955	7.442
42	1'59.005	7.605
31	1'58.615	7.668
5	1'58.321	7.808
65	1'59.033	8.230
16	1'59.029	8.336
27	1'58.843	8.518
7	1'59.373	10.534
72	1'59.176	10.726
81	1'59.811	18.068
41	1'59.937	18.292
22	2'00.582	34.782
13	2'04.080	1'22.596
36	2'04.418	1'36.830

Lap 16

12	1'58.741	
48	1'58.680	0.093
40	1'59.065	0.290
17	1'59.115	0.412
14	1'58.837	0.558
10	1'59.117	0.694
33	1'58.913	0.877
19	1'58.961	1.124
71	1'58.914	1.275
84	1'59.317	7.888
24	1'59.330	7.997
5	1'59.023	8.056
31	1'59.260	8.153
42	1'59.486	8.316
16	1'58.882	8.443
65	1'59.365	8.820
27	1'59.229	8.972

7	1'59.322	11.081
72	1'59.528	11.479
81	1'59.670	18.963
41	1'59.575	19.092
22	2'00.355	36.362
13	2'03.483	1'27.304
36	2'04.333	1'42.388

Lap 17

12	1'58.670	
40	1'58.768	0.388
48	1'58.987	0.410
14	1'58.644	0.532
17	1'58.968	0.710
10	1'58.811	0.835
33	1'58.746	0.953
19	1'58.751	1.205
71	1'58.881	1.486
84	1'58.574	7.792
31	1'58.388	7.871
5	1'58.753	8.139
42	1'58.574	8.220
24	1'59.129	8.456
16	1'58.868	8.641
65	1'58.769	8.919
27	1'59.010	9.312
7	1'59.295	11.706
72	1'59.098	11.907
81	1'59.847	20.140
41	1'59.830	20.252
22	2'00.456	38.148
13	2'04.026	1'32.660
36	2'04.085	1'47.803

Lap 18

12	1'58.460	
40	1'58.416	0.344
48	1'58.635	0.585
10	1'58.369	0.744
14	1'58.807	0.879
17	1'58.777	1.027
33	1'58.686	1.179
19	1'58.688	1.433
71	1'58.734	1.760
31	1'58.803	8.214
84	1'59.027	8.359
5	1'58.760	8.439
42	1'58.819	8.579
24	1'58.702	8.698
16	1'58.686	8.867
65	1'58.811	9.270
27	1'59.138	9.990
7	1'59.708	12.954
72	1'59.605	13.052
81	1'59.925	21.605
41	1'59.934	21.726
22	2'00.230	39.918
13	2'04.222	1'38.422
36	2'03.752	1'53.095

Lap 19

12	1'58.536	
40	1'58.486	0.294
10	1'58.397	0.605
48	1'58.615	0.664
14	1'58.419	0.762
17	1'58.320	0.811
33	1'58.350	0.993
19	1'58.592	1.489
71	1'59.026	2.250

84	1'58.709	8.532
42	1'58.652	8.695
5	1'59.026	8.929
16	1'58.710	9.041
31	1'59.758	9.436
24	1'59.347	9.509
65	1'59.068	9.802
27	1'59.109	10.563
72	1'59.890	14.406
7	2'00.071	14.489
81	1'59.940	23.009
41	1'59.968	23.158
22	1'59.902	41.284
13	2'03.506	1'43.392
36	2'09.189	2'03.748

Lap 20

12	1'58.981	
48	1'58.358	0.041
40	1'58.729	0.042
10	1'58.588	0.212
17	1'58.421	0.251
14	1'58.569	0.350
33	1'58.392	0.404
19	1'59.053	1.561
71	1'59.868	3.137
84	1'58.414	7.965
5	1'58.416	8.364
42	1'58.721	8.435
16	1'58.501	8.561
31	1'58.586	9.041
24	1'58.709	9.237
65	1'59.077	9.898
27	1'59.315	10.897
72	2'00.266	15.691
7	2'00.196	15.704
81	2'00.157	24.185
41	2'00.404	24.581
22	1'59.625	41.928
13	2'03.925	1'48.336

Lapped rider

These data/results cannot be reproduced, stored and/or transmitted in whole or in part by any manner of electronic, mechanical, photocopying, recording, broadcasting or otherwise now known or herein after developed without the previous express consent by the copyright owner, except for reproduction in daily press and regular printed publications on sale to the public within 60 days of the event related to those data/results and always provided that copyright symbol appears together as follows below.


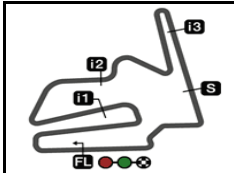
© DORNA, 2018

Official MotoGP Timing by TISSOT
www.motogp.com

Motegi, Sunday, October 21, 2018



Twin Ring Motegi

Results and timing service provided by  **TISSOT**

4801 m.

MOTUL GRAND PRIX OF JAPAN**2018 Rookie of the Year Classification****Moto3™****36**

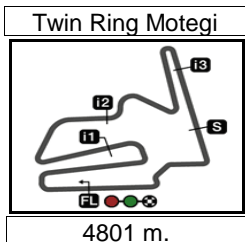
Rider	<i>Nation</i>	<i>Points</i>	<i>Leader Previous</i>	QAT	ARG	AME	SPA	FRA	ITA	CAT	NED	GER	CZE	AUT	GBR	RSM	ARA	THA	JPN	AUS	MAL	VAL
1 MASIA Jaume	SPA	66		4	-	-	11	6	-	-	13	10	-	10	-	-	7	-	5			
2 FOGGIA Dennis	ITA	55	11	11	-	-	-	2	-	7	4	-	4	-	-	9	-	16	13			
3 LOPEZ Alonso	SPA	31	35	24	-	10	-	13	-	-	8	-	-	-	-	-	-	-	-			
4 YURCHENKO Makar	KAZ	9	57	22	-	-	-	2	3	-	4	-	-	-	-	-	-	-	-			
5 MASAKI Kazuki	JPN	8	58	1	3	-	-	-	-	-	-	1	3	-	-	1	-	-	-			

These data/results cannot be reproduced, stored and/or transmitted in whole or in part by any manner of electronic, mechanical, photocopying, recording, broadcasting or otherwise now known or herein after developed without the previous express consent by the copyright owner, except for reproduction in daily press and regular printed publications on sale to the public within 60 days of the event related to those data/results and always provided that copyright symbol appears together as follows below.

© DORNA, 2018

Official MotoGP Timing by **TISSOT**
www.motogp.com

Motegi, Sunday, October 21, 2018*motoE™*



Results and timing service provided by **TISSOT**
 After the **MOTUL GRAND PRIX OF JAPAN**

Moto3™

2018 Riders Performance

(Qualifying Position - Starting Position - Race Position)

37

Rider	Points	QAT	ARG	AME	SPA	FRA	ITA	CAT	NED	GER	CZE	AUT	GBR	RSM	ARA	THA	JPN	AUS	MAL	VAL
1 MARTIN Jorge	204	2	9	1	1	1	1	2	1	1		2	1	1	1	13	4			
		2-1	29-11	1-1	1-NC	1-NC	1-1	2-NC	1-1	1-1	-	2-3	-NS	1-2	1-1	13-4	4-NC	-	-	-
2 BEZZECCHI Marco	203	6	2	9	5	6	5	9	8	7	14	1	11	6	6	1	3			
		6-14	2-1	9-3	5-2	6-NC	5-2	9-2	8-NC	7-2	14-6	1-1	-NS	6-NC	18-2	1-NC	3-1	-	-	-
3 DI GIANNANTONIO Fabio	175	16	6	5	3	8	6	13	7	10	5	16	5	4	10	9	15			
		16-6	6-3	5-5	3-7	8-4	6-3	13-7	7-9	10-NC	5-1	16-11	-NS	4-3	4-4	9-1	15-NC	-	-	-
4 BASTIANINI Enea	142	10	5	6	8	3	14	1	2	3	10	9	8	5	3	8	6			
		10-NC	5-4	6-2	7-NC	3-NC	14-6	1-1	2-3	3-NC	10-4	9-2	-NS	5-NC	15-3	8-NC	6-7	-	-	-
5 DALLA PORTA Lorenzo	131	9	15	17	9	11	17	10	5	17	17	11	3	8	16	10	10			
		9-3	15-7	17-18	8-NL	10-NC	17-8	10-17	5-6	15-13	17-10	11-5	-NS	8-1	22-13	10-2	10-2	-	-	-
6 CANET Aron	118	7	8	2	15	10	4	5	4	5	6	4	13	3	9		19			
		7-2	8-2	2-8	14-NC	28-8	4-11	5-NC	4-2	5-5	6-2	4-10	-NS	3-NC	3-NC	-	19-NL	-	-	-
7 RODRIGO Gabriel	116	3	3	12	20	23	12	8	10	12	7	6	7	2	8	20	1			
		3-5	3-9	12-12	20-10	22-NC	12-4	8-3	10-8	12-NC	7-5	6-8	-NS	2-4	20-NC	20-5	1-8	-	-	-
8 KORNFEIL Jakub	108	11	18	21	16	2	21	14	11	21	1	13	17	9	13	23	16			
		11-9	18-14	21-7	15-8	2-6	21-23	14-11	23-5	21-7	1-3	13-13	-NS	9-5	26-11	23-10	16-10	-	-	-
9 RAMIREZ Marcos	90	15	26	14	18	4	9	25	9	2	3	7	10	21	12	16	11			
		15-15	26-12	14-NC	17-3	4-3	9-15	24-NC	9-10	2-4	3-7	7-15	-NS	21-16	6-5	16-8	11-12	-	-	-
10 MIGNO Andrea	79	14	10	16	6	9	15	16	24	25	22	19	25	19	21	28	18			
		14-10	10-13	16-4	18-13	9-2	15-5	16-NC	18-26	24-12	22-20	19-NC	-NS	19-9	27-12	28-11	18-13	-	-	-
11 ARENAS Albert	69	23	12	24	24	5	22	19	13	11	15	3	4	13	15	17	9			
		-NS	12-NC	24-15	24-NC	5-1	22-14	19-NC	19-14	11-NC	15-9	3-4	-NS	13-6	7-7	17-NC	9-NC	-	-	-
12 MASIA Jaume	66	13	11	10	25	20	13	17	20	4	11	12	2	11	2	2	21			
		13-12	11-NC	10-21	25-5	19-10	13-NC	17-NC	15-4	4-6	11-17	12-6	-NS	11-NC	2-9	2-17	21-11	-	-	-

NC=Not classified NL=Not finished first lap NP=Not started race re-start N2=Not finished first lap race re-start EX=Excluded NS=Not Started DS=Disqualified

These data/results cannot be reproduced, stored and/or transmitted in whole or in part by any manner of electronic, mechanical, photocopying, recording, broadcasting or otherwise now known or herein after developed without the previous express consent by the copyright owner, except for reproduction in daily press and regular printed publications on sale to the public within 60 days of the event related to those data/results and always provided that copyright symbol appears together as follows below.
 © DORNA, 2018

Official MotoGP Timing by **TISSOT**
 www.motogp.com



	Rider	Points	QAT	ARG	AME	SPA	FRA	ITA	CAT	NED	GER	CZE	AUT	GBR	RSM	ARA	THA	JPN	AUS	MAL	VAL
13	MCPHEE John	60	12	22	3	17	25	19	7	6	8	2	30	19	25	23	19	2			
			12-NC	22-17	3-14	16-NL	27-12	19-12	7-4	6-NC	8-3	2-NC	30-12	-NS	24-NC	10-10	19-NC	2-5	-	-	-
14	OETTL Philipp	57	8	20	11	2	12	20	18	18	13	4	8	14	24	18	18	22			
			8-NC	30-23	11-6	2-1	11-15	20-19	18-16	14-18	13-8	4-8	8-14	-NS	-NS	9-19	18-13	22-16	-	-	-
15	ANTONELLI Niccolò	56	1	7	19	4	7	7	NC	15	16	9	14	12	15	7	5	17			
			1-4	7-8	19-24	4-11	7-5	7-9	-NS	12-15	19-16	9-11	14-22	-NS	15-10	25-NC	5-NC	17-NC	-	-	-
16	FOGGIA Dennis	55	25	14	7	12	22	27	26	19	27	13	15	21	20	5	25	7			
			24-16	14-NC	7-16	11-NL	21-14	27-NC	25-9	28-12	30-19	13-12	15-26	-NS	20-7	29-25	25-3	7-4	-	-	-
17	SUZUKI Tatsuki	51	NC	19	4	10	15	2	3	22	15	NC	17	6	16	17	14	26			
			-NS	19-21	4-9	9-6	14-9	2-17	3-5	16-13	14-NC	28-14	17-18	-NS	16-NC	8-6	14-NC	26-15	-	-	-
18	ARBOLINO Tony	49	26	1	20	21	14	18	22	14	6	16	5	18	12	4	4	12			
			25-17	1-10	20-20	21-NC	13-7	18-7	22-NC	11-17	6-17	16-15	5-9	-NS	12-11	16-16	4-14	12-6	-	-	-
19	BINDER Darryn	44	20	25	15	30	13	25	20	23		19	27	27	23	26	6	5			
			20-NC	25-22	15-13	-NS	12-11	25-13	20-NL	17-7	-	19-23	27-19	-NS	23-8	13-18	6-NC	5-3	-	-	-
20	SASAKI Ayumu	39	4	13	8	23	26	3	4	16	9	NC	18	20	10		11	13			
			4-8	13-16	8-11	23-12	24-16	3-16	4-NC	27-19	9-10	27-22	18-7	-NS	10-NC	-	11-NC	13-9	-	-	-
21	NORRODIN Adam	37	17	4	25	27	28	8	21	12	18	21	10	15	14	11	22	23			
			17-11	4-5	25-NC	29-16	26-NC	8-NC	21-13	30-21	16-11	21-NC	10-17	-NS	14-12	5-8	22-15	23-19	-	-	-
22	TOBA Kaito	33	5	24	28	11	27	10	6	21	24	20	28	26	17	28	26	28			
			5-7	24-19	28-NC	10-9	25-17	10-20	6-6	29-16	23-18	20-NC	28-16	-NS	17-13	17-26	26-12	28-17	-	-	-
23	LOPEZ Alonso	31	21	21	22	7	18	26	24	26	20	25	20	22	30	25	30	20			
			21-NC	21-6	22-17	6-4	17-19	26-18	27-8	21-25	20-NC	25-18	20-24	-NS	29-NC	12-20	30-NC	20-18	-	-	-
24	BULEGA Nicolo	18	22	27	23	22	16	16	12	3	23	18	22	9	7	14	7				
			22-NC	27-NC	23-NC	22-17	15-NC	16-21	12-NC	3-11	25-14	18-19	22-23	-NS	7-NC	21-14	7-7	-	-	-	-
25	PEREZ Vicente	13							28		28	24	29	23	27	24	12	14			
			-	-	-	-	-	-	-NS	-	27-NC	24-21	29-25	-NS	26-14	11-15	12-6	14-NC	-	-	-
26	FERNANDEZ Raul	13							15		14					19					
			-	-	-	-	-	-	15-10	-	17-9	-	-	-	-	-	23-17	-	-	-	-
27	YURCHENKO Makar	9	24	28	18	13	19	23	23												
			23-19	28-24	18-19	12-14	18-13	23-NC	23-12	-	-	-	-	-	-	-	-	-	-	-	-
28	LOI Livio	8	18	16	26	28	21	30	27	17											
			18-NC	16-15	26-10	26-18	20-21	30-24	28-15	13-24	-	-	-	-	-	-	-	-	-	-	-

NC=Not classified NL=Not finished first lap NP=Not started race re-start N2=Not finished first lap race re-start EX=Excluded NS=Not Started DS=Disqualified

These data/results cannot be reproduced, stored and/or transmitted in whole or in part by any manner of electronic, mechanical, photocopying, recording, broadcasting or otherwise now known or herein after developed without the previous express consent by the copyright owner, except for reproduction in daily press and regular printed publications on sale to the public within 60 days of the event related to those data/results and always provided that copyright symbol appears together as follows below.
© DORNA, 2018

Official MotoGP Timing by TISSOT
www.motogp.com



	Rider	Points	QAT	ARG	AME	SPA	FRA	ITA	CAT	NED	GER	CZE	AUT	GBR	RSM	ARA	THA	JPN	AUS	MAL	VAL
29	MASAKI Kazuki	8	19 19-13	17 17-20	27 27-22	14 13-20	17 16-18	11 11-22	11 11-NC	28 24-20	22 22-15	12 12-13	25 25-21	16 -NS	22 22-15	20 24-21	3 3-20	8 8-22	-	-	-
30	CHANTRA Somkiat	7	-	-	-	-	-	-	-	-	-	-	-	-	-	-	24 24-9	-	-	-	-
31	PAGLIANI Manuel	6	-	-	-	-	-	24 24-10	-	-	-	-	-	-	-	-	-	-	-	-	-
32	ATIRATPHUVAPAT Nakarin	2	27 26-18	23 23-18	13 13-23	29 27-19	24 23-20	28 28-25	29 26-14	25 20-22	29 28-NC	8 8-16	24 24-28	24 -NS	26 25-18	29 19-24	21 21-NC	27 27-21	-	-	-
33	VIETTI Celestino	2	-	-	-	-	-	-	-	-	-	-	-	-	-	-	-	24 24-14	-	-	-
34	OGURA Ai	1	-	-	-	19 19-15	-	-	-	27 22-23	19 18-NC	-	26 26-20	-	-	-	-	-	-	-	-
35	WONGTHANANON Apiwath	0	-	-	-	-	-	-	-	-	-	-	-	-	-	-	15 15-16	-	-	-	-
36	NEPA Stefano	0	-	-	-	-	-	29 29-NC	-	29 25-27	30 29-21	23 23-NC	21 21-27	29 -NS	29 28-17	27 14-22	27 27-19	25 25-20	-	-	-
37	ALCOBA Jeremy	0	-	-	-	26 28-NL	-	-	-	-	-	-	-	-	-	22 28-23	29 29-18	-	-	-	-
38	MONTELLA Yari	0	-	-	-	-	-	-	-	-	-	-	-	-	28 27-19	-	-	-	-	-	-
39	ZANNONI Kevin	0	-	-	-	-	-	-	-	-	-	-	-	-	18 18-20	-	-	-	-	-	-
40	GRÜNWARD Luca	0	-	-	-	-	-	-	-	-	26 26-20	-	-	-	-	-	-	-	-	-	-
41	OKAZAKI Shizuka	0	-	-	-	-	-	-	-	-	-	-	-	-	-	-	-	29 29-23	-	-	-
42	FUKUSHIMA Yuto	0	-	-	-	-	-	-	-	-	-	-	-	-	-	-	-	30 30-24	-	-	-
43	SALAC Filip	0	-	-	-	-	-	-	-	-	-	26 26-24	-	-	-	-	-	-	-	-	-
44	VAN DE LAGEMAAT Ryan	0	-	-	-	-	-	-	-	30 26-28	-	-	-	-	-	-	-	-	-	-	-

NC=Not classified NL=Not finished first lap NP=Not started race re-start N2=Not finished first lap race re-start EX=Excluded NS=Not Started DS=Disqualified

These data/results cannot be reproduced, stored and/or transmitted in whole or in part by any manner of electronic, mechanical, photocopying, recording, broadcasting or otherwise now known or herein after developed without the previous express consent by the copyright owner, except for reproduction in daily press and regular printed publications on sale to the public within 60 days of the event related to those data/results and always provided that copyright symbol appears together as follows below.

© DORNA, 2018

Official MotoGP Timing by TISSOT
www.motogp.com



	Rider	<i>Points</i>	QAT	ARG	AME	SPA	FRA	ITA	CAT	NED	GER	CZE	AUT	GBR	RSM	ARA	THA	JPN	AUS	MAL	VAL
45	KOFLER Maximilian	0											23								
			-	-	-	-	-	-	-	-	-	-	23-29	-	-	-	-	-	-	-	-

NC=Not classified NL=Not finished first lap NP=Not started race re-start N2=Not finished first lap race re-start EX=Excluded NS=Not Started DS=Disqualified

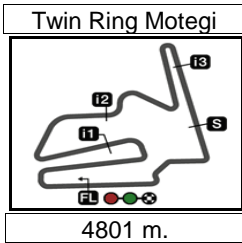
These data/results cannot be reproduced, stored and/or transmitted in whole or in part by any manner of electronic, mechanical, photocopying, recording, broadcasting or otherwise now known or herein after developed without the previous express consent by the copyright owner, except for reproduction in daily press and regular printed publications on sale to the public within 60 days of the event related to those data/results and always provided that copyright symbol appears together as follows below.
© DORNA, 2018

Official MotoGP Timing by **TISSOT**
www.motogp.com

Motegi, Sunday, October 21, 2018

Moto3 Page 4 of 4





MOTUL GRAND PRIX OF JAPAN
Official Starting Grid

Race : 20 laps = 96.02 km



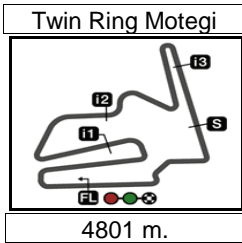
1	1 1'56.894 19 Gabriel RODRIGO KTM	2 1'56.969 17 John MCPHEE KTM	3 1'57.014 12 Marco BEZZECCHI KTM
2	4 1'57.118 88 Jorge MARTIN Honda	5 1'57.120 40 Darryn BINDER KTM	6 1'57.194 33 Enea BASTIANINI Honda
3	7 1'57.202 10 Dennis FOGGIA KTM	8 1'57.260 22 Kazuki MASAKI KTM	9 1'57.410 75 Albert ARENAS KTM
4	10 1'57.453 48 Lorenzo DALLA PORTA Honda	11 1'57.476 42 Marcos RAMIREZ KTM	12 1'57.507 14 Tony ARBOLINO Honda
5	13 1'57.610 71 Ayumu SASAKI Honda	14 1'57.627 77 Vicente PEREZ KTM	15 1'57.636 21 Fabio DI GIANNANTONIO Honda
6	16 1'57.692 84 Jakub KORNFEIL KTM	17 1'57.755 23 Niccolò ANTONELLI Honda	18 1'57.862 16 Andrea MIGNO KTM
7	19 1'57.910 44 Aron CANET Honda	20 1'58.002 72 Alonso LOPEZ Honda	21 1'58.020 5 Jaume MASIA KTM
8	22 1'58.034 65 Philipp OETTL KTM	23 1'58.107 7 Adam NORRODIN Honda	24 1'58.236 31 Celestino VIETTI KTM

The results are provisional until the end of the limit for protest and appeals and until the ratification of the Event Management Committee.

Time limit for protest expires 60' at the latest after publication of the results - Mr. Time:

These data/results cannot be reproduced, stored and/or transmitted in whole or in part by any manner of electronic, mechanical, photocopying, recording, broadcasting or otherwise now known or herein after developed without the previous express consent by the copyright owner, except for reproduction in daily press and regular printed publications on sale to the public within 60 days of the event related to those data/results and always provided that copyright symbol appears together as follows below.

© DORNA, 2018



Results and timing service provided by **TISSOT**

Moto3™

MOTUL GRAND PRIX OF JAPAN
Official Starting Grid

Race : 20 laps = 96.02 km

9	25 1'58.315 81 Stefano NEPA KTM	26 1'58.411 24 Tatsuki SUZUKI Honda	27 1'58.659 41 Nakarin ATIRATPHUVAPAT Honda
	28 1'58.659 27 Kaito TOBA Honda	29 2'03.453 13 Shizuka OKAZAKI Honda	30 2'03.584 36 Yuto FUKUSHIMA Honda
10			

The results are provisional until the end of the limit for protest and appeals and until the ratification of the Event Management Committee.

Time limit for protest expires 60' at the latest after publication of the results - Mr. Time:

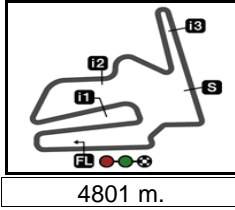
These data/results cannot be reproduced, stored and/or transmitted in whole or in part by any manner of electronic, mechanical, photocopying, recording, broadcasting or otherwise now known or herein after developed without the previous express consent by the copyright owner, except for reproduction in daily press and regular printed publications on sale to the public within 60 days of the event related to those data/results and always provided that copyright symbol appears together as follows below.

© DORNA, 2018

Official MotoGP Timing by **TISSOT**
 www.motogp.com

Motegi, Sunday, October 21, 2018





MOTUL GRAND PRIX OF JAPAN

Race

Top Speed & Average



Rider	Nation	Motorcycle	Top 5 speeds					Average	Top
48 Lorenzo DALLA PORTA	ITA	HONDA	220.8	220.4	219.8	218.9	218.5	219.5	220.8
10 Dennis FOGGIA	ITA	KTM	220.7	220.7	220.5	220.1	220.0	220.4	220.7
17 John MCPHEE	GBR	KTM	220.7	220.6	220.2	220.1	219.9	220.3	220.7
27 Kaito TOBA	JPN	HONDA	220.4	219.2	218.8	218.5	217.6	218.9	220.4
65 Philipp OETTL	GER	KTM	220.3	218.9	217.9	217.5	217.4	218.4	220.3
14 Tony ARBOLINO	ITA	HONDA	219.8	219.2	219.1	218.9	218.2	219.0	219.8
33 Enea BASTIANINI	ITA	HONDA	219.2	218.9	218.2	218.2	218.1	218.5	219.2
31 Celestino VIETTI	ITA	KTM	218.8	218.4	217.6	217.5	217.4	217.9	218.8
71 Ayumu SASAKI	JPN	HONDA	218.7	217.3	217.1	217.1	217.0	217.3	218.7
77 Vicente PEREZ	SPA	KTM	218.5	215.1				216.8	218.5
5 Jaume MASIA	SPA	KTM	218.4	218.1	216.9	216.7	216.7	217.4	218.4
81 Stefano NEPA	ITA	KTM	218.2	217.2	217.1	216.8	216.3	217.1	218.2
22 Kazuki MASAKI	JPN	KTM	218.1	218.1	217.3	217.1	216.8	217.5	218.1
75 Albert ARENAS	SPA	KTM	218.0	217.9	216.7	216.2	215.7	216.9	218.0
41 Nakarin ATIRATPHUVAPAT	THA	HONDA	217.8	217.3	216.3	214.3	214.2	216.0	217.8
12 Marco BEZZECCHI	ITA	KTM	217.6	217.1	216.5	215.3	214.7	216.2	217.6
16 Andrea MIGNO	ITA	KTM	217.5	216.8	216.8	216.7	216.5	216.9	217.5
84 Jakub KORNFEIL	CZE	KTM	217.3	216.8	216.7	216.3	216.2	216.7	217.3
21 Fabio DI GIANNANTONIO	ITA	HONDA	217.3	216.7	216.1	214.7	213.9	215.7	217.3
23 Niccolò ANTONELLI	ITA	HONDA	217.0	216.9				217.0	217.0
7 Adam NORRODIN	MAL	HONDA	217.0	215.4	215.2	215.1	215.0	215.5	217.0
40 Darryn BINDER	RSA	KTM	216.9	216.4	215.9	215.9	214.7	216.0	216.9
19 Gabriel RODRIGO	ARG	KTM	216.7	216.4	215.7	215.6	215.6	216.0	216.7
42 Marcos RAMIREZ	SPA	KTM	216.5	216.3	216.1	215.9	215.6	216.1	216.5
24 Tatsuki SUZUKI	JPN	HONDA	216.0	215.9	215.8	215.6	215.5	215.8	216.0
88 Jorge MARTIN	SPA	HONDA	215.7	214.2	213.4	213.1	213.0	213.9	215.7
72 Alonso LOPEZ	SPA	HONDA	215.3	214.8	214.5	213.7	213.3	214.3	215.3
13 Shizuka OKAZAKI	JPN	HONDA	202.9	202.6	202.0	201.8	201.7	202.2	202.9
36 Yuto FUKUSHIMA	JPN	HONDA	201.7	201.5	201.5	201.2	200.9	201.4	201.7

These data/results cannot be reproduced, stored and/or transmitted in whole or in part by any manner of electronic, mechanical, photocopying, recording, broadcasting or otherwise now known or herein after developed without the previous express consent by the copyright owner, except for reproduction in daily press and regular printed publications on sale to the public within 60 days of the event related to those data/results and always provided that copyright symbol appears together as follows below.


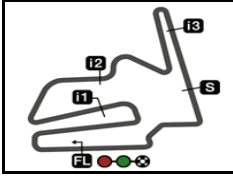
© DORNA, 2018

Official MotoGP Timing by TISSOT
www.motogp.com

Motegi, Sunday, October 21, 2018




Twin Ring Motegi

Results and timing service provided by  **TISSOT****Moto3™**

4801 m.

MOTUL GRAND PRIX OF JAPAN**Race****Fastest Laps Sequence**

<i>Lap</i>	<i>Race Time</i>	 <i>Rider</i>	<i>Nation</i>	<i>Motorcycle</i>	<i>Time</i>	<i>Km/h</i>	<i>Riders's Lap</i>
2	4'02.583	12 Marco BEZZECCHI	ITA	KTM	1'57.704	146.8	2
2	4'02.680	17 John MCPHEE	GBR	KTM	1'57.515	147.0	2
2	4'03.122	40 Darryn BINDER	RSA	KTM	1'57.361	147.2	2

These data/results cannot be reproduced, stored and/or transmitted in whole or in part by any manner of electronic, mechanical, photocopying, recording, broadcasting or otherwise now known or herein after developed without the previous express consent by the copyright owner, except for reproduction in daily press and regular printed publications on sale to the public within 60 days of the event related to those data/results and always provided that copyright symbol appears together as follows below.

© DORNA, 2018

Official MotoGP Timing by TISSOT
www.motogp.com

Motegi, Sunday, October 21, 2018*motogp™*