


4801 m.

MOTUL GRAND PRIX OF JAPAN

Race

Classification after 24 laps = 115.224 km

29

Pos		Rider	Nation	Team	Motorcycle	Total Time	Km/h	Gap
1	25	93 Marc MARQUEZ	SPA	Repsol Honda Team	HONDA	42'36.438	162.2	
2	20	35 Cal CRUTCHLOW	GBR	LCR Honda CASTROL	HONDA	42'38.011	162.1	1.573
3	16	42 Alex RINS	SPA	Team SUZUKI ECSTAR	SUZUKI	42'38.158	162.1	1.720
4	13	46 Valentino ROSSI	ITA	Movistar Yamaha MotoGP	YAMAHA	42'42.851	161.8	6.413
5	11	19 Alvaro BAUTISTA	SPA	Angel Nieto Team	DUCATI	42'43.357	161.8	6.919
6	10	5 Johann ZARCO	FRA	Monster Yamaha Tech 3	YAMAHA	42'44.462	161.7	8.024
7	9	25 Maverick VIÑALES	SPA	Movistar Yamaha MotoGP	YAMAHA	42'49.768	161.4	13.330
8	8	26 Dani PEDROSA	SPA	Repsol Honda Team	HONDA	42'52.020	161.2	15.582
9	7	9 Daniilo PETRUCCI	ITA	Alma Pramac Racing	DUCATI	42'57.022	160.9	20.584
10	6	55 Hafizh SYAHRIN	MAL	Monster Yamaha Tech 3	YAMAHA	43'01.423	160.6	24.985
11	5	21 Franco MORBIDELLI	ITA	EG 0,0 Marc VDS	HONDA	43'02.369	160.6	25.931
12	4	38 Bradley SMITH	GBR	Red Bull KTM Factory Racing	KTM	43'03.313	160.5	26.875
13	3	44 Poi ESPARGARO	SPA	Red Bull KTM Factory Racing	KTM	43'03.507	160.5	27.069
14	2	89 Katsuyuki NAKASUGA	JPN	Yamalube Yamaha Factory Rac	YAMAHA	43'08.988	160.2	32.550
15	1	30 Takaaki NAKAGAMI	JPN	LCR Honda IDEMITSU	HONDA	43'14.156	159.9	37.718
16		10 Xavier SIMEON	BEL	Reale Avintia Racing	DUCATI	43'16.021	159.7	39.583
17		81 Jordi TORRES	SPA	Reale Avintia Racing	DUCATI	43'16.277	159.7	39.839
18		4 Andrea DOVIZIOSO	ITA	Ducati Team	DUCATI	43'19.136	159.5	42.698
19		45 Scott REDDING	GBR	Aprilia Racing Team Gresini	APRILIA	43'26.381	159.1	49.943
20		12 Thomas LUTHI	SWI	EG 0,0 Marc VDS	HONDA	43'29.145	158.9	52.707
21		50 Sylvain GUINTOLI	FRA	Team SUZUKI ECSTAR	SUZUKI	43'38.286	158.4	1'01.848

Not classified

29	Andrea IANNONE	ITA	Team SUZUKI ECSTAR	SUZUKI	24'55.602	161.7	10 laps
17	Karel ABRAHAM	CZE	Angel Nieto Team	DUCATI	22'38.296	152.6	12 laps
43	Jack MILLER	AUS	Alma Pramac Racing	DUCATI	17'53.274	161.0	14 laps
41	Aleix ESPARGARO	SPA	Aprilia Racing Team Gresini	APRILIA	10'59.724	157.1	18 laps

Race condition: Dry

Air: 23°
Humidity: 34%
Ground: 35°

Pole Position:		Andrea DOVIZIOSO	1'44.590	165.2 Km/h
Fastest Lap:	Lap 19	Marc MARQUEZ	1'45.646	163.5 Km/h
Circuit Record Lap:	2014	Jorge LORENZO	1'45.350	164.0 Km/h
Circuit Best Lap:	2015	Jorge LORENZO	1'43.790	166.5 Km/h

13:40'00

13:58'00

14:00'37

14:02'09

-
14:13'25 Aleix ESPARGARO
14:19'44 Karel ABRAHAM
14:19'54 Jack MILLER
14:20'12 Karel ABRAHAM
14:25'09 Karel ABRAHAM
14:27'02 Andrea IANNONE
14:40'55 Andrea DOVIZIOSO
14:41'07 Andrea DOVIZIOSO

SIGHTING LAP START

WARM UP LAP START

RACE START

No jump start

entered pits and retired
crashed out - Rider OK
crashed out - Rider OK
re-joined race
entered pits and retired
crashed out - Rider OK
crashed out - Rider OK
re-joined race

The results are provisional until the end of the limit for protest and appeals.

Time limit for protest expires 30' after publication of the results - Time:

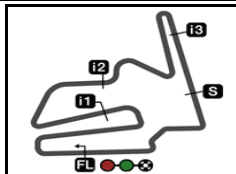
These data/results cannot be reproduced, stored and/or transmitted in whole or in part by any manner of electronic, mechanical, photocopying, recording, broadcasting or otherwise now known or herein after developed without the previous express consent by the copyright owner, except for reproduction in daily press and regular printed publications on sale to the public within 60 days of the event related to those data/results and always provided that copyright symbol appears together as follows below.

© DORNA, 2018

Official MotoGP Timing by TISSOT
www.motogp.com

Motegi, Sunday, October 21, 2018





4801 m.

MOTUL GRAND PRIX OF JAPAN

MotoGP™

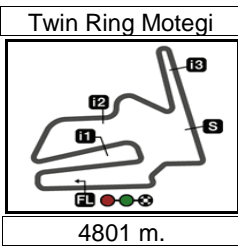
World Championship Classification

30

Rider	Nation	Points	Leader	Previous	QAT	ARG	AME	SPA	FRA	ITA	CAT	NED	GER	CZE	AUT	GBR	RSM	ARA	THA	JPN	AUS	MAL	VAL
1 MARQUEZ Marc	SPA	296			20	0	25	25	25	0	20	25	25	16	20	-	20	25	25	25			
2 DOVIZIOSO Andrea	ITA	194	102	102	25	10	11	-	-	20	-	13	9	25	16	-	25	20	20	0			
3 ROSSI Valentino	ITA	185	111	9	16	0	13	11	16	16	16	11	20	13	10	-	9	8	13	13			
4 VIÑALES Maverick	SPA	155	141	30	10	11	20	9	9	8	10	16	16	-	4	-	11	6	16	9			
5 CRUTCHLOW Cal	GBR	148	148	7	13	25	0	-	8	10	13	10	-	11	13	-	16	-	9	20			
6 ZARCO Johann	FRA	133	163	15	8	20	10	20	-	6	9	8	7	9	7	-	6	2	11	10			
7 PETRUCCI Danilo	ITA	133	163	0	11	6	4	13	20	9	8	-	13	10	11	-	5	9	7	7			
8 LORENZO Jorge	SPA	130	166	3	-	1	5	-	10	25	25	9	10	20	25	-	0	-	-	-			
9 RINS Alex	SPA	118	178	12	-	16	-	-	6	11	-	20	-	5	8	-	13	13	10	16			
10 IANNONE Andrea	ITA	113	183	5	7	8	16	16	-	13	6	5	4	6	3	-	8	16	5	-			
11 PEDROSA Dani	SPA	95	201	18	9	-	9	-	11	-	11	1	8	8	9	-	10	11	-	8			
12 BAUTISTA Alvaro	SPA	83	213	12	3	0	1	8	-	7	7	7	11	7	6	-	7	-	8	11			
13 MILLER Jack	AUS	74	222	9	6	13	7	10	13	-	-	6	2	4	0	-	0	7	6	-			
14 MORBIDELLI Franco	ITA	38	258	36	4	2	0	7	3	1	2	-	-	3	0	-	4	5	2	5			
15 RABAT Tito	SPA	35	261	3	5	9	8	2	-	3	-	0	3	-	5	-	-	-	-	-			
16 ESPARGARO Pol	SPA	35	261	0	-	5	3	5	5	5	5	4	-	-	-	-	-	-	0	3			
17 SYAHRIN Hafizh	MAL	34	262	1	2	7	-	0	4	4	-	0	5	2	0	-	0	0	4	6			
18 ESPARGARO Aleix	SPA	32	264	2	0	-	6	-	7	-	-	3	-	1	0	-	2	10	3	-			
19 SMITH Bradley	GBR	23	273	9	0	-	0	3	2	2	-	0	6	-	2	-	0	3	1	4			
20 NAKAGAMI Takaaki	JPN	19	277	4	0	3	2	4	1	0	-	0	-	0	1	-	3	4	0	1			
21 REDDING Scott	GBR	12	284	7	0	4	0	1	-	-	4	2	1	-	0	-	0	0	0	0			
22 KALLIO Mika	FIN	6	290	6	-	-	-	6	-	-	-	-	-	-	-	-	-	-	-	-			
23 ABRAHAM Karel	CZE	5	291	1	1	0	-	0	0	-	3	-	0	0	0	-	0	1	0	-			
24 NAKASUGA Katsuyuki	JPN	2	294	3	-	-	-	-	-	-	-	-	-	-	-	-	-	-	-	2			
25 PIRRO Michele	ITA	1	295	1	-	-	-	-	-	-	-	-	-	-	-	-	1	-	-	-			
26 LUTHI Thomas	SWI	0	296	1	0	0	0	-	0	-	-	0	0	0	0	-	0	0	0	0			
27 SIMEON Xavier	BEL	0	296	0	0	0	0	0	0	0	-	-	0	0	-	-	-	0	0	0			
28 BRADL Stefan	GER	0	296	0	-	-	-	-	-	-	-	-	0	-	-	-	-	-	-	-			

These data/results cannot be reproduced, stored and/or transmitted in whole or in part by any manner of electronic, mechanical, photocopying, recording, broadcasting or otherwise now known or herein after developed without the previous express consent by the copyright owner, except for reproduction in daily press and regular printed publications on sale to the public within 60 days of the event related to those data/results and always provided that copyright symbol appears together as follows below.
© DORNA, 2018





Results and timing service provided by TISSOT

MotoGP™

MOTUL GRAND PRIX OF JAPAN

World Championship Classification

30

29	TORRES Jordi	SPA	0	296	0	-	-	-	-	-	-	-	-	-	-	-	-	0	0	0
30	GUINTOLI Sylvain	FRA	0	296	0	-	-	-	-	-	-	-	-	0	-	-	-	-	-	0
31	PONSSON Christophe	FRA	0	296	0	-	-	-	-	-	-	-	-	-	-	-	0	-	-	-

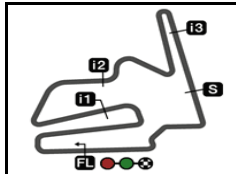
These data/results cannot be reproduced, stored and/or transmitted in whole or in part by any manner of electronic, mechanical, photocopying, recording, broadcasting or otherwise now known or herein after developed without the previous express consent by the copyright owner, except for reproduction in daily press and regular printed publications on sale to the public within 60 days of the event related to those data/results and always provided that copyright symbol appears together as follows below.
© DORNA, 2018

Official MotoGP Timing by TISSOT
www.motogp.com

Motegi, Sunday, October 21, 2018

Page 2 of 3





4801 m.

MOTUL GRAND PRIX OF JAPAN

MotoGP™

World Championship Classification

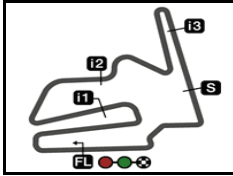
30

Constructor	Points	Leader	Previous	QAT	ARG	AME	SPA	FRA	ITA	CAT	NED	GER	CZE	AUT	GBR	RSM	ARA	THA	JPN	AUS	MAL	VAL
1 HONDA	331			20	25	25	25	25	10	20	25	25	16	20	-	20	25	25	25			
2 DUCATI	284	47	47	25	13	11	13	20	25	25	13	13	25	25	-	25	20	20	11			
3 YAMAHA	231	100	53	16	20	20	20	16	16	16	16	20	13	10	-	11	8	16	13			
4 SUZUKI	173	158	58	7	16	16	16	6	13	6	20	4	6	8	-	13	16	10	16			
5 KTM	49	282	124	-	5	3	6	5	5	5	4	6	-	2	-	-	3	1	4			
6 APRILIA	42	289	7	-	4	6	1	7	-	4	3	1	1	-	-	2	10	3	-			

Team	Points	Leader	Previous	QAT	ARG	AME	SPA	FRA	ITA	CAT	NED	GER	CZE	AUT	GBR	RSM	ARA	THA	JPN	AUS	MAL	VAL
1 REPSOL HONDA TEAM	391			29	-	34	25	36	-	31	26	33	24	29	-	30	36	25	33			
2 MOVISTAR YAMAHA MOTOGP	340	51	51	26	11	33	20	25	24	26	27	36	13	14	-	20	14	29	22			
3 DUCATI TEAM	324	67	16	25	11	16	-	10	45	25	22	19	45	41	-	25	20	20	-			
4 TEAM SUZUKI ECSTAR	231	160	93	7	24	16	16	6	24	6	25	4	11	11	-	21	29	15	16			
5 ALMA PRAMAC RACING	207	184	24	17	19	11	23	33	9	8	6	15	14	11	-	5	16	13	7			
6 LCR HONDA	167	224	40	13	28	2	4	9	10	13	10	-	11	14	-	19	4	9	21			
7 MONSTER YAMAHA TECH 3	167	224	0	10	27	10	20	4	10	9	8	12	11	7	-	6	2	15	16			
8 ANGEL NIETO TEAM	88	303	79	4	-	1	8	-	7	10	7	11	7	6	-	7	1	8	11			
9 RED BULL KTM FACTORY RA	58	333	30	-	5	3	8	7	7	5	4	6	-	2	-	-	3	1	7			
10 APRILIA RACING TEAM GRESI	44	347	14	-	4	6	1	7	-	4	5	1	1	-	-	2	10	3	-			
11 EG 0,0 MARC VDS	38	353	6	4	2	-	7	3	1	2	-	-	3	-	-	4	5	2	5			
12 REALE AVINTIA RACING	35	356	3	5	9	8	2	-	3	-	-	3	-	5	-	-	-	-	-			

These data/results cannot be reproduced, stored and/or transmitted in whole or in part by any manner of electronic, mechanical, photocopying, recording, broadcasting or otherwise now known or herein after developed without the previous express consent by the copyright owner, except for reproduction in daily press and regular printed publications on sale to the public within 60 days of the event related to those data/results and always provided that copyright symbol appears together as follows below.
© DORNA, 2018





4801 m.

MOTUL GRAND PRIX OF JAPAN

Race

Lap Chart

31

Pos	1	2	3	4	5	6	7	8	9	10	11	12	13	14	15	16	17	18	19	20	21	22	23	24	25
Grid	4	5	43	35	29	93	25	42	46	19	26	30	38	44	9	55	21	17	41	89	45	10	12	50	81

1	4	93	43	35	46	42	5	26	29	25	19	44	9	38	45	21	41	55	17	89	81	30	10	12	50
2	4	93	43	35	46	42	5	26	29	25	19	9	44	38	45	21	41	55	17	89	30	81	10	50	12
3	4	93	35	43	46	42	5	29	26	25	19	9	44	38	45	21	55	17	89	30	81	10	41	50	12
4	4	93	35	43	46	42	29	5	26	25	19	9	44	38	45	21	55	17	89	30	81	10	41	50	12
5	4	35	93	46	43	42	29	5	26	25	19	9	38	44	21	55	45	17	89	30	10	81	41	50	12
6	4	35	93	46	43	42	29	5	26	25	19	9	38	44	21	55	45	17	89	30	10	81	41	50	12
7	4	93	35	46	29	42	43	5	26	19	25	9	38	44	21	55	45	17	89	30	10	81	50	12	
8	4	93	35	46	29	42	43	5	26	19	25	9	38	44	21	55	45	89	17	30	10	81	50	12	
9	4	93	35	46	29	42	43	5	26	19	25	9	38	21	44	55	17	89	45	30	10	81	50	12	
10	4	93	35	29	46	42	43	5	26	19	25	9	38	21	55	44	17	89	30	45	10	81	50	12	
L	11	4	93	35	29	42	46	5	26	19	25	9	38	21	55	44	89	30	45	10	81	50	12	17	
a	12	4	93	35	29	42	46	5	26	19	25	9	38	55	21	44	89	30	45	10	81	12	50	17	
P	13	4	93	35	29	42	46	5	19	26	25	9	38	55	21	44	89	30	45	10	81	12	50		
S	14	4	93	35	29	42	46	5	19	26	25	9	38	55	21	44	89	30	45	10	81	12	50		
	15	4	93	35	42	46	5	19	26	25	9	38	55	21	44	89	30	45	10	81	12	50			
	16	4	93	35	42	46	5	19	26	25	9	38	55	21	44	89	30	10	81	45	12	50			
	17	4	93	35	42	46	5	19	26	25	9	38	55	21	44	89	30	10	81	45	12	50			
	18	4	93	35	42	46	5	19	26	25	9	38	55	21	44	89	30	10	81	45	12	50			
	19	4	93	35	42	46	5	19	26	25	9	55	38	21	44	89	30	10	81	45	12	50			
	20	4	93	35	42	46	5	19	25	26	9	55	38	21	44	89	30	10	81	45	12	50			
	21	93	4	35	42	46	5	19	25	26	9	55	38	21	44	89	30	10	81	45	12	50			
	22	93	4	35	42	46	19	5	25	26	9	55	38	21	44	89	30	10	81	45	12	50			
	23	93	35	42	46	19	5	25	26	9	55	38	21	44	89	30	4	10	81	45	12	50			
	24	93	35	42	46	19	5	25	26	9	55	21	38	44	89	30	10	81	4	45	12	50			



Winner



Lapped rider

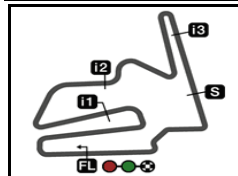
These data/results cannot be reproduced, stored and/or transmitted in whole or in part by any manner of electronic, mechanical, photocopying, recording, broadcasting or otherwise now known or herein after developed without the previous express consent by the copyright owner, except for reproduction in daily press and regular printed publications on sale to the public within 60 days of the event related to those data/results and always provided that copyright symbol appears together as follows below.

© DORNA, 2018

Official MotoGP Timing by TISSOT
www.motogp.com

Motegi, Sunday, October 21, 2018






4801 m.

MOTUL GRAND PRIX OF JAPAN

Race

Fastest Lap of Each Rider

32

	Rider	Nation	Team	Motorcycle	Time	Lap Total	Gap
1	93 Marc MARQUEZ	SPA	Repsol Honda Team	HONDA	1'45.646	19 24	
2	4 Andrea DOVIZIOSO	ITA	Ducati Team	DUCATI	1'45.696	19 24	0.050 0.050
3	29 Andrea IANNONE	ITA	Team SUZUKI ECSTAR	SUZUKI	1'45.812	5 14	0.166 0.116
4	35 Cal CRUTCHLOW	GBR	LCR Honda CASTROL	HONDA	1'45.858	6 24	0.212 0.046
5	42 Alex RINS	SPA	Team SUZUKI ECSTAR	SUZUKI	1'45.961	17 24	0.315 0.103
6	19 Alvaro BAUTISTA	SPA	Angel Nieto Team	DUCATI	1'45.987	18 24	0.341 0.026
7	5 Johann ZARCO	FRA	Monster Yamaha Tech 3	YAMAHA	1'46.005	13 24	0.359 0.018
8	46 Valentino ROSSI	ITA	Movistar Yamaha MotoGP	YAMAHA	1'46.024	4 24	0.378 0.019
9	43 Jack MILLER	AUS	Alma Pramac Racing	DUCATI	1'46.167	2 10	0.521 0.143
10	25 Maverick VIÑALES	SPA	Movistar Yamaha MotoGP	YAMAHA	1'46.175	14 24	0.529 0.008
11	26 Dani PEDROSA	SPA	Repsol Honda Team	HONDA	1'46.365	17 24	0.719 0.190
12	55 Hafizh SYAHRIN	MAL	Monster Yamaha Tech 3	YAMAHA	1'46.481	14 24	0.835 0.116
13	9 Danilo PETRUCCI	ITA	Alma Pramac Racing	DUCATI	1'46.573	14 24	0.927 0.092
14	38 Bradley SMITH	GBR	Red Bull KTM Factory Racing	KTM	1'46.799	8 24	1.153 0.226
15	21 Franco MORBIDELLI	ITA	EG 0,0 Marc VDS	HONDA	1'46.834	9 24	1.188 0.035
16	89 Katsuyuki NAKASUGA	JPN	Yamalube Yamaha Factory Rac	YAMAHA	1'46.883	19 24	1.237 0.049
17	44 Po ESPARGARO	SPA	Red Bull KTM Factory Racing	KTM	1'46.895	16 24	1.249 0.012
18	17 Karel ABRAHAM	CZE	Angel Nieto Team	DUCATI	1'47.041	4 12	1.395 0.146
19	30 Takaaki NAKAGAMI	JPN	LCR Honda IDEMITSU	HONDA	1'47.068	20 24	1.422 0.027
20	10 Xavier SIMEON	BEL	Reale Avintia Racing	DUCATI	1'47.182	19 24	1.536 0.114
21	45 Scott REDDING	GBR	Aprilia Racing Team Gresini	APRILIA	1'47.275	3 24	1.629 0.093
22	81 Jordi TORRES	SPA	Reale Avintia Racing	DUCATI	1'47.281	19 24	1.635 0.006
23	41 Aleix ESPARGARO	SPA	Aprilia Racing Team Gresini	APRILIA	1'47.547	5 6	1.901 0.266
24	12 Thomas LUTHI	SWI	EG 0,0 Marc VDS	HONDA	1'47.631	6 24	1.985 0.084
25	50 Sylvain GUINTOLI	FRA	Team SUZUKI ECSTAR	SUZUKI	1'48.115	11 24	2.469 0.484

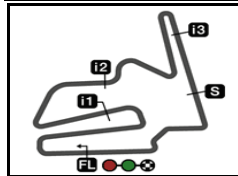
These data/results cannot be reproduced, stored and/or transmitted in whole or in part by any manner of electronic, mechanical, photocopying, recording, broadcasting or otherwise now known or herein after developed without the previous express consent by the copyright owner, except for reproduction in daily press and regular printed publications on sale to the public within 60 days of the event related to those data/results and always provided that copyright symbol appears together as follows below.

© DORNA, 2018

Official MotoGP Timing by TISSOT
www.motogp.com

Motegi, Sunday, October 21, 2018





4801 m.

MOTUL GRAND PRIX OF JAPAN

After the Race

Event Best Maximum Speed

33



Rider	Nation Team	Motorcycle	Km/h	
25 Maverick VIÑALES	SPA Movistar Yamaha MotoGP	YAMAHA	311.9	Race
4 Andrea DOVIZIOSO	ITA Ducati Team	DUCATI	311.8	Race
26 Dani PEDROSA	SPA Repsol Honda Team	HONDA	310.7	Race
35 Cal CRUTCHLOW	GBR LCR Honda CASTROL	HONDA	310.1	Warm Up
19 Alvaro BAUTISTA	SPA Angel Nieto Team	DUCATI	309.9	Race
9 Danilo PETRUCCI	ITA Alma Pramac Racing	DUCATI	309.7	Warm Up
93 Marc MARQUEZ	SPA Repsol Honda Team	HONDA	309.4	Free Practice Nr. 3
29 Andrea IANNO	ITA Team SUZUKI ECSTAR	SUZUKI	309.1	Race
46 Valentino ROSSI	ITA Movistar Yamaha MotoGP	YAMAHA	309.0	Race
42 Alex RINS	SPA Team SUZUKI ECSTAR	SUZUKI	308.5	Race
44 Po ESPARGARO	SPA Red Bull KTM Factory Racing	KTM	308.2	Race
81 Jordi TORRES	SPA Reale Avintia Racing	DUCATI	308.0	Race
89 Katsuyuki NAKASUGA	JPN Yamalube Yamaha Factory Rac	YAMAHA	306.9	Free Practice Nr. 1
50 Sylvain GUINTOLI	FRA Team SUZUKI ECSTAR	SUZUKI	306.8	Free Practice Nr. 1
55 Hafizh SYAHRIN	MAL Monster Yamaha Tech 3	YAMAHA	306.7	Race
43 Jack MILLER	AUS Alma Pramac Racing	DUCATI	306.6	Race
45 Scott REDDING	GBR Aprilia Racing Team Gresini	APRILIA	306.5	Race
5 Johann ZARCO	FRA Monster Yamaha Tech 3	YAMAHA	306.0	Race
41 Aleix ESPARGARO	SPA Aprilia Racing Team Gresini	APRILIA	305.8	Warm Up
17 Karel ABRAHAM	CZE Angel Nieto Team	DUCATI	305.5	Race
38 Bradley SMITH	GBR Red Bull KTM Factory Racing	KTM	304.0	Race
30 Takaaki NAKAGAMI	JPN LCR Honda IDEMITSU	HONDA	303.9	Race
12 Thomas LUTHI	SWI EG 0,0 Marc VDS	HONDA	303.7	Race
21 Franco MORBIDELLI	ITA EG 0,0 Marc VDS	HONDA	303.6	Warm Up
10 Xavier SIMEON	BEL Reale Avintia Racing	DUCATI	302.8	Race
99 Jorge LORENZO	SPA Ducati Team	DUCATI	254.8	Free Practice Nr. 1

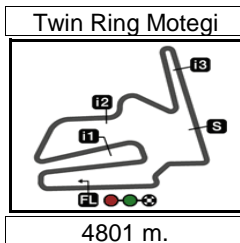
These data/results cannot be reproduced, stored and/or transmitted in whole or in part by any manner of electronic, mechanical, photocopying, recording, broadcasting or otherwise now known or herein after developed without the previous express consent by the copyright owner, except for reproduction in daily press and regular printed publications on sale to the public within 60 days of the event related to those data/results and always provided that copyright symbol appears together as follows below.

© DORNA, 2018

Official MotoGP Timing by TISSOT
www.motogp.com

Motegi, Sunday, October 21, 2018





Results and timing service provided by TISSOT

MotoGP™

MOTUL GRAND PRIX OF JAPAN

Race

Chronological Analysis of Performances

34

* Lap / Sector time cancelled T1 Time from finish line to 1st intermed. T3 Time from 2nd intermed. to 3rd intermed.
P Crossing the finish line in pit lane T2 Time from 1st intermed. to 2nd intermed. T4 Time from 3rd intermediate to finish line
** Tyre data subject to further updates

Lap	Lap Time	T1	T2	T3	T4	Speed	Lap	Lap Time	T1	T2	T3	T4	Speed
1st	93	Marc MARQUEZ HONDA SPA					11	1'46.408	27.504	20.588	29.480	28.836	308.9
		Repsol Honda Team					12	1'46.368	27.425	20.620	29.511	28.812	301.8
		Runs=1 Total laps=24 Full laps=22					13	1'46.430	27.512	20.653	29.408	28.857	306.2
Run #	1	Front Tyre	Slick-Medium	Rear Tyre	Slick-Medium								
			New Tyre		New Tyre		14	1'46.627	27.358	20.633	29.468	29.168	306.0
1	1'52.760	33.898	20.828	29.370	28.664	305.8	15	1'46.264	27.479	20.653	29.430	28.702	309.3
2	1'46.181	27.418	20.738	29.228	28.797	307.9	16	1'46.058	27.408	20.587	29.368	28.695	309.1
3	1'46.211	27.503	20.732	29.297	28.679	307.5	17	1'46.208	27.383	20.691	29.409	28.725	308.3
4	1'46.676	27.572	20.826	29.442	28.836	306.6	18	1'46.202	27.456	20.611	29.373	28.762	309.2
5	1'46.923	27.571	20.866	29.709	28.777	306.5	19	1'46.174	27.451	20.622	29.416	28.685	309.8
6	1'45.957	27.310	20.585	29.393	28.669	307.1	20	1'46.286	27.450	20.730	29.431	28.675	309.0
7	1'45.897	27.289	20.564	29.242	28.802	305.6	21	1'46.259	27.338	20.671	29.443	28.807	309.6
8	1'46.131	27.381	20.568	29.463	28.719	306.4	22	1'46.437	27.455	20.759	29.464	28.759	308.8
9	1'45.847	27.387	20.626	29.118	28.716	304.5	23	1'46.279	27.371	20.659	29.465	28.784	308.9
10	1'46.683	27.453	20.785	29.467	28.978	303.2	24	1'46.575	27.603	20.692	29.479	28.801	308.7
11	1'46.344	27.389	20.694	29.465	28.796	305.3							
12	1'46.452	27.389	20.732	29.532	28.799	308.8	3rd	42	Alex RINS SUZUKI SPA				
13	1'46.372	27.422	20.707	29.469	28.774	306.1			Team SUZUKI ECSTAR				
14	1'46.722 *	27.306	20.712	29.424 *	29.280	300.7			Runs=1 Total laps=24 Full laps=23				
15	1'46.067	27.438	20.692	29.303	28.634	308.6	Run #	1	Front Tyre	Slick-Medium	Rear Tyre	Slick-Medium	
16	1'45.905	27.394	20.598	29.306	28.607	308.2				New Tyre		New Tyre	
17	1'46.007	27.389	20.738	29.269	28.611	307.5	1	1'53.978	34.224	20.935	29.603	29.216	304.2
18	1'45.827	27.365	20.649	29.223	28.590	308.4	2	1'46.574	27.468	20.644	29.343	29.119	304.7
19	1'45.646	27.279	20.670	29.177	28.520	308.8	3	1'46.318	27.524	20.656	29.414	28.724	307.1
20	1'45.949	27.298	20.640	29.352	28.659	307.5	4	1'45.983	27.300	20.568	29.313	28.802	303.6
21	1'46.302	27.449	20.647	29.472	28.734	305.5	5	1'46.702	27.414	20.664	29.589	29.035	306.1
22	1'45.959	27.373	20.678	29.310	28.598	306.2	6	1'46.473	27.479	20.620	29.500	28.874	306.2
23	1'45.866	27.334	20.680	29.255	28.597	305.6	7	1'46.791	27.376	20.881	29.705	28.829	305.9
24	1'47.754	27.701	20.903	29.470	29.680	304.0	8	1'46.010	27.345	20.539	29.339	28.787	306.4
							9	1'45.989	27.299	20.525	29.379	28.786	306.6
							10	1'46.537	27.494	20.657	29.542	28.844	308.2
							11	1'46.431	27.620	20.611	29.479	28.721	306.2
2nd	35	Cal CRUTCHLOW HONDA GBR					12	1'46.180	27.438	20.573	29.375	28.794	306.3
		LCR Honda CASTROL					13	1'45.965	27.306	20.577	29.331	28.751	307.1
		Runs=1 Total laps=24 Full laps=23					14	1'45.979	27.379	20.566	29.375	28.659	306.5
Run #	1	Front Tyre	Slick-Medium	Rear Tyre	Slick-Medium								
			New Tyre		New Tyre		15	1'46.523	27.412	20.861	29.446	28.804	305.8
1	1'53.404	34.084	20.916	29.533	28.871	304.6	16	1'46.013	27.255	20.637	29.406	28.715	307.1
2	1'46.095	27.512	20.573	29.298	28.712	308.9	17	1'45.961	27.360	20.602	29.290	28.709	306.9
3	1'46.142	27.401	20.713	29.349	28.679	306.3	18	1'46.019	27.369	20.516	29.397	28.737	307.6
4	1'46.388	27.365	20.696	29.455	28.872	307.9	19	1'46.102	27.363	20.598	29.389	28.752	308.1
5	1'46.568	27.469	20.754	29.539	28.806	306.2	20	1'46.356	27.473	20.581	29.515	28.787	307.6
6	1'45.858	27.296	20.603	29.341	28.618	307.8	21	1'46.036	27.376	20.500	29.376	28.784	308.5
7	1'46.323	27.339	20.633	29.617	28.734	307.6	22	1'46.467	27.496	20.678	29.511	28.782	308.0
8	1'46.135	27.429	20.594	29.394	28.718	302.3	23	1'46.309	27.395	20.579	29.480	28.855	307.6
9	1'45.958	27.402	20.536	29.336	28.684	309.0	24	1'46.462	27.440	20.699	29.565	28.758	307.0
10	1'46.565	27.489	20.665	29.494	28.917	304.7							

Fastest Lap: Andrea DOVIZIOSO Ducati Team ITA **1'32.678** 25.798 20.845 25.278 20.757

These data/results cannot be reproduced, stored and/or transmitted in whole or in part by any manner of electronic, mechanical, photocopying, recording, broadcasting or otherwise now known or herein after developed without the previous express consent by the copyright owner, except for reproduction in daily press and regular printed publications on sale to the public within 60 days of the event related to those data/results and always provided that copyright symbol appears together as follows below.
© DORNA, 2018



Race

MotoGP

Lap	Lap Time	T1	T2	T3	T4	Speed	Lap	Lap Time	T1	T2	T3	T4	Speed	
4th	46	Valentino ROSSI				YAMAHA ITA		22	1'46.606	27.469	20.640	29.606	28.891	309.9
		Movistar Yamaha MotoGP						23	1'46.374	27.458	20.617	29.580	28.719	308.1
		Runs=1 Total laps=24 Full laps=23						24	1'46.277	27.447	20.535	29.603	28.692	308.5
Run #	1	Front Tyre	Slick-Medium	Rear Tyre	Slick-Medium									
			New Tyre		New Tyre									
1	1'53.844	34.439	20.869	29.625	28.911	309.0								
2	1'46.631	27.741	20.654	29.394	28.842	307.3								
3	1'46.052	27.476	20.640	29.280	28.656	306.6								
4	1'46.024	27.359	20.583	29.302	28.780	308.1								
5	1'46.563	27.488	20.700	29.526	28.849	305.5								
6	1'46.219	27.553	20.583	29.276	28.807	306.2								
7	1'46.361	27.572	20.600	29.353	28.836	304.0								
8	1'46.121	27.404	20.550	29.379	28.788	305.6								
9	1'46.677	27.467	20.640	29.601	28.969	302.9								
10	1'46.806	27.471	20.720	29.500	29.115	304.1								
11	1'47.109	27.565	20.967	29.584	28.993	306.8								
12	1'46.488	27.535	20.689	29.457	28.807	305.3								
13	1'46.311	27.394	20.755	29.365	28.797	306.7								
14	1'46.604	27.559	20.770	29.451	28.824	305.4								
15	1'46.551	27.522	20.750	29.412	28.867	304.7								
16	1'46.551	27.519	20.659	29.527	28.846	304.6								
17	1'46.489	27.499	20.722	29.416	28.852	304.1								
18	1'46.438	27.475	20.634	29.460	28.869	303.9								
19	1'46.496	27.462	20.689	29.446	28.899	304.1								
20	1'46.487	27.560	20.724	29.399	28.804	304.2								
21	1'46.379	27.423	20.665	29.477	28.814	303.3								
22	1'46.631	27.513	20.746	29.526	28.846	303.3								
23	1'46.406	27.512	20.690	29.396	28.808	303.3								
24	1'46.613	27.495	20.740	29.451	28.927	303.5								
5th	19	Alvaro BAUTISTA				DUCATI SPA								
Angel Nieto Team						Runs=1 Total laps=24 Full laps=23								
Run #	1	Front Tyre	Slick-Soft	Rear Tyre	Slick-Soft									
			New Tyre		New Tyre									
1	1'55.092	34.944	21.315	29.885	28.948	306.3								
2	1'47.282	27.837	20.888	29.559	28.998	306.2								
3	1'46.694	27.570	20.701	29.526	28.897	305.2								
4	1'46.370	27.402	20.607	29.512	28.849	307.6								
5	1'46.545	27.452	20.707	29.489	28.897	308.3								
6	1'46.556	27.483	20.632	29.591	28.850	307.4								
7	1'46.357	27.570	20.599	29.424	28.764	307.2								
8	1'46.146	27.416	20.546	29.447	28.737	309.1								
9	1'46.434	27.429	20.579	29.521	28.905	307.8								
10	1'46.534	27.717	20.538	29.481	28.798	308.7								
11	1'46.545	27.468	20.679	29.639	28.759	305.7								
12	1'46.401	27.557	20.561	29.479	28.804	308.8								
13	1'46.701	27.519	20.621	29.596	28.965	307.9								
14	1'46.509	27.432	20.619	29.628	28.830	306.9								
15	1'46.281	27.493	20.639	29.529	28.620	307.8								
16	1'46.331	27.574	20.617	29.507	28.633	308.3								
17	1'46.185	27.573	20.505	29.451	28.656	309.2								
18	1'45.987	27.385	20.477	29.463	28.662	309.5								
19	1'46.404	27.501	20.566	29.633	28.704	308.6								
20	1'46.435	27.574	20.652	29.549	28.660	309.5								
21	1'46.311	27.622	20.485	29.571	28.633	309.0								
6th	5	Johann ZARCO				YAMAHA FRA								
Monster Yamaha Tech 3						Runs=1 Total laps=24 Full laps=23								
Run #	1	Front Tyre	Slick-Soft	Rear Tyre	Slick-Medium									
			New Tyre		New Tyre									
1	1'54.093	34.316	21.119	29.609	29.049	300.5								
2	1'46.761	27.580	20.772	29.408	29.001	305.3								
3	1'46.653	27.594	20.748	29.407	28.904	302.5								
4	1'46.841	27.514	20.772	29.445	29.110	304.7								
5	1'46.371	27.432	20.651	29.321	28.967	304.5								
6	1'46.362	27.425	20.582	29.363	28.992	304.9								
7	1'46.675	27.545	20.735	29.418	28.977	305.8								
8	1'46.573	27.450	20.703	29.458	28.962	302.5								
9	1'46.576	27.613	20.726	29.413	28.824	304.4								
10	1'46.541	27.610	20.728	29.397	28.806	304.5								
11	1'46.601	27.526	20.699	29.601	28.775	305.3								
12	1'46.416	27.577	20.606	29.344	28.889	304.9								
13	1'46.005	27.395	20.596	29.190	28.824	305.0								
14	1'46.254	27.421	20.645	29.387	28.801	305.2								
15	1'46.456	27.531	20.657	29.387	28.881	304.3								
16	1'46.474	27.546	20.687	29.402	28.839	304.3								
17	1'46.582	27.517	20.663	29.498	28.904	305.6								
18	1'46.483	27.525	20.629	29.431	28.898	304.4								
19	1'46.480	27.528	20.676	29.461	28.815	305.1								
20	1'46.492	27.501	20.691	29.429	28.871	305.3								
21	1'46.228	27.418	20.641	29.379	28.790	304.9								
22	1'46.984	27.456	20.714	29.492	29.322	304.9								
23	1'46.606	27.573	20.649	29.511	28.873	306.0								
24	1'46.955	27.505	20.664	29.567	29.219	305.7								
7th	25	Maverick VIÑALES				YAMAHA SPA								
Movistar Yamaha MotoGP						Runs=1 Total laps=24 Full laps=23								
Run #	1	Front Tyre	Slick-Soft	Rear Tyre	Slick-Medium									
			New Tyre		New Tyre									
1	1'54.874	34.791	21.214	29.702	29.167	302.8								
2	1'47.158	27.720	20.927	29.567	28.944	306.9								
3	1'46.518	27.541	20.716	29.430	28.831	309.5								
4	1'46.660	27.530	20.782	29.513	28.835	308.1								
5	1'46.498	27.443	20.751	29.443	28.861	308.4								
6	1'46.662	27.547	20.675	29.572	28.868	308.6								
7	1'46.976	27.619	20.619	29.795	28.943	303.1								
8	1'47.012	27.803	20.761	29.617	28.831	308.5								
9	1'46.545	27.457	20.716	29.569	28.803	308.5								
10	1'46.413	27.525	20.654	29.458	28.776	308.3								
11	1'46.552	27.559	20.599	29.547	28.847	308.6								
12	1'46.593	27.513	20.657	29.455	28.968	307.9								
13	1'46.486	27.535	20.638	29.529	28.784	308.3								
14	1'46.175	27.399	20.606	29.499	28.671	310.1								
15	1'46.383	27.486	20.746	29.429	28.722	308.8								
16	1'46.355	27.465	20.654	29.536	28.700	310.2								
17	1'46.213	27.456	20.544	29.529	28.684	310.8								
Fastest Lap:	Andrea DOVIZIOSO		Ducati Team		ITA	1'32.678	25.798	20.845	25.278	20.757				

These data/results cannot be reproduced, stored and/or transmitted in whole or in part by any manner of electronic, mechanical, photocopying, recording, broadcasting or otherwise now known or herein after developed without the previous express consent by the copyright owner, except for reproduction in daily press and regular printed publications on sale to the public within 60 days of the event related to those data/results and always provided that copyright symbol appears together as follows below.
© DORNA, 2018



Race

MotoGP

Lap	Lap Time	T1	T2	T3	T4	Speed	Lap	Lap Time	T1	T2	T3	T4	Speed
18	1'46.471	27.468	20.651	29.580	28.772	311.9	14	1'46.573	27.351	20.643	29.520	29.059	305.7
19	1'46.526	27.525	20.564	29.670	28.767	306.3	15	1'47.122	27.502	20.968	29.589	29.063	305.2
20	1'46.975	27.609	20.933	29.703	28.730	308.7	16	1'46.672	27.523	20.746	29.442	28.961	304.9
21	1'46.608	27.551	20.677	29.582	28.798	308.7	17	1'46.634	27.480	20.654	29.534	28.966	305.7
22	1'47.011	27.542	20.734	29.628	29.107	308.0	18	1'46.809	27.549	20.744	29.520	28.996	305.8
23	1'48.276	27.721	21.453	29.899	29.203	306.6	19	1'46.985	27.577	20.788	29.615	29.005	305.9
24	1'47.828	27.765	21.062	29.744	29.257	306.6	20	1'47.171	27.551	20.756	29.642	29.222	305.3

8th **26** **Dani PEDROSA** HONDA SPA
Repsol Honda Team
Runs=1 Total laps=24 Full laps=23

Run #	1	Front Tyre	Slick-Medium	Rear Tyre	Slick-Medium	Speed
		New Tyre	New Tyre			
1	1'54.361	34.612	20.962	29.698	29.089	298.9
2	1'46.757	27.648	20.698	29.451	28.960	301.2
3	1'46.890	27.595	20.758	29.619	28.918	305.0
4	1'46.501	27.451	20.655	29.462	28.933	301.0
5	1'46.391	27.473	20.715	29.344	28.859	308.6
6	1'46.702	27.673	20.658	29.430	28.941	308.2
7	1'46.443	27.469	20.632	29.536	28.806	307.2
8	1'46.490	27.532	20.664	29.438	28.856	304.4
9	1'46.669	27.540	20.754	29.572	28.803	302.4
10	1'46.631	27.698	20.688	29.464	28.781	309.0
11	1'46.462	27.528	20.699	29.525	28.710	308.4
12	1'46.576	27.592	20.651	29.457	28.876	309.1
13	1'46.869	27.442	20.644	29.837	28.946	306.0
14	1'46.705	27.588	20.695	29.506	28.916	308.9
15	1'46.731	27.559	20.835	29.537	28.800	305.0
16	1'46.405	27.472	20.667	29.516	28.750	309.7
17	1'46.365	27.444	20.708	29.431	28.782	310.7
18	1'46.457	27.456	20.713	29.507	28.781	309.0
19	1'46.533	27.456	20.753	29.479	28.845	308.3
20	1'47.542	27.649	21.046	29.889	28.958	299.2
21	1'48.788	28.871	20.974	29.736	29.207	302.6
22	1'47.643	27.810	21.048	29.770	29.015	304.7
23	1'47.638	27.829	20.897	29.786	29.126	302.1
24	1'47.471	27.711	20.977	29.619	29.164	303.6

9th **9** **Daniilo PETRUCCI** DUCATI ITA
Alma Pramac Racing
Runs=1 Total laps=24 Full laps=23

Run #	1	Front Tyre	Slick-Soft	Rear Tyre	Slick-Medium	Speed
		New Tyre	New Tyre			
1	1'55.753	35.379	21.261	29.941	29.172	306.7
2	1'47.454	27.842	20.849	29.616	29.147	307.2
3	1'47.076	27.673	20.804	29.608	28.991	307.9
4	1'47.856	27.413	20.692	29.546	30.205	308.2
5	1'46.855	27.480	20.878	29.421	29.076	307.5
6	1'46.625	27.426	20.662	29.536	29.001	306.2
7	1'46.775	27.434	20.620	29.620	29.101	306.2
8	1'46.834	27.431	20.686	29.378	29.339	307.6
9	1'47.150	27.655	20.852	29.513	29.130	305.8
10	1'46.812	27.522	20.721	29.518	29.051	304.3
11	1'46.695	27.407	20.705	29.588	28.995	304.8
12	1'46.739	27.546	20.668	29.483	29.042	305.0
13	1'46.725	27.475	20.745	29.465	29.040	304.1

10th **55** **Hafizh SYAHRIN** YAMAHA MAL
Monster Yamaha Tech 3
Runs=1 Total laps=24 Full laps=23

Run #	1	Front Tyre	Slick-Medium	Rear Tyre	Slick-Medium	Speed
		New Tyre	New Tyre			
1	1'56.815	35.678	21.437	30.403	29.297	294.6
2	1'47.568	27.881	20.798	29.790	29.099	293.9
3	1'47.416	27.689	20.930	29.655	29.142	303.2
4	1'47.044	27.588	20.796	29.507	29.153	300.9
5	1'47.423	27.782	20.956	29.626	29.059	299.8
6	1'47.138	27.668	20.850	29.601	29.019	303.2
7	1'47.054	27.552	20.724	29.770	29.008	301.1
8	1'47.661	27.593	20.828	29.781	29.459	304.7
9	1'47.191	27.659	20.736	29.652	29.144	301.7
10	1'47.057	27.663	20.899	29.572	28.923	303.6
11	1'46.747	27.478	20.722	29.501	29.046	302.6
12	1'47.132	27.661	20.801	29.589	29.081	306.7
13	1'46.580	27.434	20.795	29.446	28.905	302.5
14	1'46.481	27.464	20.776	29.330	28.911	303.3
15	1'46.963	27.585	20.774	29.632	28.972	303.0
16	1'46.953	27.486	20.829	29.585	29.053	302.5
17	1'47.083	27.637	20.852	29.546	29.048	302.9
18	1'47.107	27.591	20.757	29.657	29.102	303.1
19	1'46.994	27.632	20.738	29.541	29.083	302.6
20	1'47.133	27.654	20.821	29.591	29.067	301.2
21	1'47.256	27.695	20.828	29.644	29.089	301.5
22	1'47.629	27.820	20.927	29.629	29.253	301.0
23	1'47.435	27.623	20.853	29.766	29.193	302.0
24	1'47.563	27.747	20.969	29.687	29.160	301.3

11th **21** **Franco MORBIDELLI** HONDA ITA
EG 0,0 Marc VDS
Runs=1 Total laps=24 Full laps=23

Run #	1	Front Tyre	Slick-Medium	Rear Tyre	Slick-Medium	Speed
		New Tyre	New Tyre			
1	1'56.373	35.490	21.370	30.278	29.235	301.4
2	1'47.648	27.766	21.001	29.647	29.234	296.7
3	1'47.554	27.821	20.970	29.672	29.091	302.3
4	1'47.188	27.585	20.779	29.587	29.237	296.7
5	1'47.397	27.737	20.817	29.618	29.225	299.4
6	1'47.115	27.600	20.878	29.582	29.055	303.1
7	1'47.088	27.542	20.741	29.703	29.102	302.6
8	1'47.660	27.484	20.764	29.498	29.914	301.3
9	1'46.834	27.548	20.722	29.462	29.102	301.4

Fastest Lap: Andrea DOVIZIOSO Ducati Team ITA 1'32.678 25.798 20.845 25.278 20.757

These data/results cannot be reproduced, stored and/or transmitted in whole or in part by any manner of electronic, mechanical, photocopying, recording, broadcasting or otherwise now known or herein after developed without the previous express consent by the copyright owner, except for reproduction in daily press and regular printed publications on sale to the public within 60 days of the event related to those data/results and always provided that copyright symbol appears together as follows below.
© DORNA, 2018



Race

MotoGP

Lap	Lap Time	T1	T2	T3	T4	Speed	Lap	Lap Time	T1	T2	T3	T4	Speed
10	1'46.914	27.640	20.799	29.436	29.039	300.3	6	1'47.270	27.675	20.859	29.641	29.095	305.5
11	1'47.191	27.565	20.889	29.589	29.148	300.5	7	1'47.116	27.591	20.797	29.640	29.088	305.2
12	1'47.517	27.639	20.835	29.565	29.478	299.3	8	1'47.641	27.624	21.017	29.696	29.304	305.9
13	1'46.984	27.494	20.891	29.544	29.055	300.5	9	1'47.331	27.597	20.778	29.868	29.088	300.5
14	1'47.094	27.526	20.864	29.499	29.205	300.7	10	1'47.419	27.802	20.852	29.773	28.992	304.9
15	1'47.143	27.657	20.834	29.646	29.006	300.7	11	1'47.189	27.697	20.820	29.700	28.972	305.1
16	1'46.988	27.510	20.827	29.491	29.160	300.2	12	1'47.096	27.622	20.785	29.661	29.028	307.0
17	1'47.091	27.577	20.774	29.537	29.203	300.5	13	1'46.909	27.658	20.818	29.585	28.848	306.8
18	1'47.105	27.667	20.903	29.459	29.076	300.6	14	1'47.158	27.636	20.857	29.662	29.003	305.7
19	1'47.142	27.521	20.868	29.519	29.234	301.0	15	1'47.021	27.708	20.805	29.696	28.812	306.4
20	1'46.995	27.588	20.849	29.454	29.104	301.0	16	1'46.895	27.713	20.789	29.485	28.908	306.2
21	1'47.267	27.623	20.836	29.599	29.209	300.0	17	1'47.214	27.802	20.833	29.574	29.005	306.6
22	1'47.255	27.615	20.813	29.639	29.188	303.5	18	1'47.321	27.810	20.925	29.610	28.976	306.7
23	1'47.362	27.649	20.915	29.579	29.219	302.0	19	1'47.066	27.643	20.786	29.719	28.918	306.0
24	1'47.464	27.664	20.994	29.563	29.243	302.9	20	1'47.038	27.651	20.818	29.685	28.884	307.4

12th 38 **Bradley SMITH** KTM GBR
 Red Bull KTM Factory Racing
 Runs=1 Total laps=24 Full laps=23

Run #	1	Front Tyre	Slick-Medium	Rear Tyre	Slick-Medium	Speed
		New Tyre		New Tyre		
1	1'55.989	35.018	21.437	30.292	29.242	301.9
2	1'47.794	27.861	20.853	29.716	29.364	302.5
3	1'47.287	27.722	20.843	29.603	29.119	304.0
4	1'47.300	27.695	20.658	29.685	29.262	301.0
5	1'47.177	27.787	20.769	29.536	29.085	302.6
6	1'46.954	27.485	20.788	29.628	29.053	301.4
7	1'47.074	27.635	20.779	29.554	29.106	302.6
8	1'46.799	27.536	20.795	29.392	29.076	301.4
9	1'47.139	27.659	20.849	29.538	29.093	301.0
10	1'47.071	27.628	20.865	29.463	29.115	299.6
11	1'46.925	27.622	20.787	29.561	28.955	301.5
12	1'46.846	27.654	20.765	29.404	29.023	302.0
13	1'46.984	27.639	20.759	29.552	29.034	301.3
14	1'46.895	27.598	20.806	29.465	29.026	302.0
15	1'47.165	27.704	20.820	29.593	29.048	301.1
16	1'47.296	27.672	20.923	29.559	29.142	301.4
17	1'47.274	27.706	20.896	29.537	29.135	300.4
18	1'47.304	27.689	20.845	29.594	29.176	300.4
19	1'47.735	27.654	20.905	29.835	29.341	303.3
20	1'47.500	27.772	20.962	29.636	29.130	303.1
21	1'47.355	27.803	20.923	29.556	29.073	302.0
22	1'47.300	27.759	20.892	29.546	29.103	303.2
23	1'47.558	27.745	20.929	29.692	29.192	301.0
24	1'48.592	27.721	20.990	29.539	30.342	301.5

13th 44 **Po ESPARGARO** KTM SPA
 Red Bull KTM Factory Racing
 Runs=1 Total laps=24 Full laps=23

Run #	1	Front Tyre	Slick-Medium	Rear Tyre	Slick-Soft	Speed
		New Tyre		New Tyre		
1	1'55.526	35.134	21.222	30.031	29.139	303.3
2	1'48.020	27.830	20.985	29.966	29.239	302.2
3	1'47.264	27.768	20.826	29.567	29.103	304.9
4	1'47.379	27.646	20.840	29.647	29.246	304.7
5	1'47.545	27.792	20.954	29.782	29.017	306.8

14th 89 **Katsuyuki NAKASUGA** YAMAHA JPN
 Yamalube Yamaha Factory Racing
 Runs=1 Total laps=24 Full laps=23

Run #	1	Front Tyre	Slick-Medium	Rear Tyre	Slick-Medium	Speed
		New Tyre		New Tyre		
1	1'57.178	36.097	21.467	30.264	29.350	301.5
2	1'47.762	28.094	20.757	29.762	29.149	300.7
3	1'47.625	27.788	20.918	29.794	29.125	296.4
4	1'47.345	27.779	20.708	29.823	29.035	305.0
5	1'47.232	27.610	20.704	29.719	29.199	301.2
6	1'47.595	27.831	20.891	29.730	29.143	298.0
7	1'47.781	28.027	20.779	29.907	29.068	302.6
8	1'47.973	27.819	20.856	29.886	29.412	302.7
9	1'47.879	28.246	20.882	29.777	28.974	304.7
10	1'47.338	27.809	20.767	29.699	29.063	304.1
11	1'47.540	27.793	20.847	29.708	29.192	303.1
12	1'47.510	27.836	20.775	29.777	29.122	303.4
13	1'47.540	27.856	20.778	29.788	29.118	301.7
14	1'47.581	27.789	20.787	29.936	29.069	302.6
15	1'47.514	27.871	20.854	29.725	29.064	302.0
16	1'47.735	27.696	21.367	29.684	28.988	302.3
17	1'47.114	27.766	20.748	29.608	28.992	303.3
18	1'47.383	27.837	20.795	29.743	29.008	302.7
19	1'46.883	27.734	20.648	29.549	28.952	302.9
20	1'47.117	27.764	20.755	29.598	29.000	303.2
21	1'47.545	27.866	20.832	29.814	29.033	303.6
22	1'47.008	27.769	20.721	29.585	28.933	302.6
23	1'47.077	27.735	20.740	29.544	29.058	302.6
24	1'47.733	27.810	20.673	29.695	29.555	301.4

15th 30 **Takaaki NAKAGAMI** HONDA JPN
 LCR Honda IDEMITSU
 Runs=1 Total laps=24 Full laps=23

Run #	1	Front Tyre	Slick-Medium	Rear Tyre	Slick-Soft	Speed
		New Tyre		New Tyre		
1	1'57.764	36.344	21.727	30.199	29.494	299.9

Fastest Lap: Andrea DOVIZIOSO Ducati Team ITA 1'32.678 25.798 20.845 25.278 20.757

These data/results cannot be reproduced, stored and/or transmitted in whole or in part by any manner of electronic, mechanical, photocopying, recording, broadcasting or otherwise now known or herein after developed without the previous express consent by the copyright owner, except for reproduction in daily press and regular printed publications on sale to the public within 60 days of the event related to those data/results and always provided that copyright symbol appears together as follows below.
 © DORNA, 2018



Race

MotoGP

Lap	Lap Time	T1	T2	T3	T4	Speed	Lap	Lap Time	T1	T2	T3	T4	Speed		
2	1'48.051	28.013	21.001	29.677	29.360	299.3	17th 81	Jordi TORRES Reale Avintia Racing	DUCATI				SPA		
3	1'47.317	27.659	20.801	29.701	29.156	301.0			Runs=1	Total laps=24	Full laps=23				
4	1'47.470	27.597	20.894	29.792	29.187	303.1			Run # 1	Front Tyre	Slick-Soft	Rear Tyre	Slick-Medium		
5	1'47.134	27.527	20.814	29.649	29.144	301.4				New Tyre		New Tyre			
6	1'47.501	27.699	20.805	29.760	29.237	300.3			1	1'57.511	36.324	21.542	30.253	29.392	299.5
7	1'47.784	27.790	20.839	29.898	29.257	298.4			2	1'48.553	28.203	21.262	29.920	29.168	303.2
8	1'47.867	27.726	21.019	29.877	29.245	299.4			3	1'47.961	27.913	21.000	29.886	29.162	306.6
9	1'48.356	28.246	21.008	29.904	29.198	295.0			4	1'48.027	27.849	20.909	30.060	29.209	306.2
10	1'48.181	27.884	20.959	30.030	29.308	301.2			5	1'48.188	27.828	20.997	30.026	29.337	305.5
11	1'47.293	27.669	20.787	29.760	29.077	302.9			6	1'47.976	28.019	20.898	29.752	29.307	305.0
12	1'47.240	27.722	20.837	29.626	29.055	303.4			7	1'47.987	27.980	20.831	29.839	29.337	305.8
13	1'47.070	27.550	20.739	29.644	29.137	302.2			8	1'47.303	27.818	20.729	29.741	29.015	306.9
14	1'47.252	27.575	20.825	29.746	29.106	300.8			9	1'47.586	27.879	20.902	29.817	28.988	306.8
15	1'47.665	27.709	20.836	29.759	29.361	301.5			10	1'47.604	27.839	20.859	29.684	29.222	307.4
16	1'47.570	27.791	20.933	29.833	29.013	303.9			11	1'49.131	28.407	20.986	29.790	29.948	308.0
17	1'47.186	27.616	20.862	29.648	29.060	302.7			12	1'47.834	28.008	20.932	29.755	29.139	305.9
18	1'47.242	27.530	20.915	29.761	29.036	303.7			13	1'47.501	27.798	20.833	29.771	29.099	306.2
19	1'47.115	27.603	20.867	29.632	29.013	301.0			14	1'47.492	27.796	20.909	29.763	29.024	306.7
20	1'47.068	27.551	20.733	29.701	29.083	300.8			15	1'47.483	27.694	20.915	29.787	29.087	306.3
21	1'47.297	27.684	20.813	29.769	29.031	303.1			16	1'47.660	27.760	20.984	29.714	29.202	306.0
22	1'47.178	27.631	20.979	29.583	28.985	303.2			17	1'47.775	27.851	21.128	29.669	29.127	306.8
23	1'49.675	27.547	20.731	29.649	31.748	303.8			18	1'47.501	27.783	20.755	29.906	29.057	308.0
24	1'49.880	28.166	21.723	30.256	29.735	299.4			19	1'47.281	27.724	20.800	29.639	29.118	305.8

16th **10** **Xavier SIMEON** DUCATI BEL
Reale Avintia Racing

Runs=1 Total laps=24 Full laps=23

Run #	1	Front Tyre	Slick-Soft	Rear Tyre	Slick-Medium	
		New Tyre		New Tyre		
1	1'58.124	36.641	21.769	30.366	29.348	301.2
2	1'48.295	27.980	21.235	29.813	29.267	300.5
3	1'48.111	27.962	21.001	29.826	29.322	302.8
4	1'47.753	27.871	20.768	29.875	29.239	301.6
5	1'47.853	27.700	21.007	29.759	29.387	299.5
6	1'47.843	27.861	20.920	29.672	29.390	299.9
7	1'47.612	27.766	20.847	29.644	29.355	301.0
8	1'47.505	27.717	20.876	29.692	29.220	300.2
9	1'47.443	27.692	20.838	29.768	29.145	302.0
10	1'47.926	27.753	20.970	29.772	29.431	300.8
11	1'47.827	27.741	20.965	29.895	29.226	302.0
12	1'47.836	27.817	20.983	29.719	29.317	302.5
13	1'47.659	27.801	20.876	29.774	29.208	300.8
14	1'47.539	27.698	20.930	29.770	29.141	302.0
15	1'48.093	27.757	20.864	30.077	29.395	302.6
16	1'47.625	27.947	20.787	29.663	29.228	300.5
17	1'47.464	27.745	20.950	29.593	29.176	301.7
18	1'47.819	27.699	21.219	29.684	29.217	300.1
19	1'47.182	27.608	20.800	29.695	29.079	301.4
20	1'47.412	27.711	20.837	29.729	29.135	299.5
21	1'47.713	27.882	20.978	29.722	29.131	299.0
22	1'47.243	27.718	20.741	29.589	29.195	301.3
23	1'47.448	27.762	20.878	29.546	29.262	300.0
24	1'48.696	27.801	21.699	29.950	29.246	299.5

18th **4** **Andrea DOVIZIOSO** DUCATI ITA
Ducati Team

Runs=1 Total laps=24 Full laps=23

Run #	1	Front Tyre	Slick-Soft	Rear Tyre	Slick-Medium	
		New Tyre		New Tyre		
1	1'52.540	33.474	20.831	29.334	28.901	307.0
2	1'46.199	27.487	20.617	29.283	28.812	307.5
3	1'46.268	27.559	20.672	29.282	28.755	307.7
4	1'46.638	27.606	20.729	29.401	28.902	307.6
5	1'46.795	27.605	20.855	29.478	28.857	307.4
6	1'45.790	27.313	20.577	29.247	28.653	308.2
7	1'46.180	27.373	20.622	29.310	28.875	306.2
8	1'45.982	27.369	20.579	29.252	28.782	307.8
9	1'45.966	27.346	20.559	29.249	28.812	306.9
10	1'46.690	27.493	20.808	29.447	28.942	305.8
11	1'46.363	27.398	20.573	29.600	28.792	307.2
12	1'46.405	27.438	20.682	29.459	28.826	308.9
13	1'46.401	27.458	20.722	29.390	28.831	307.6
14	1'46.700	27.356	20.736	29.682	28.926	301.3
15	1'46.073	27.443	20.683	29.284	28.663	307.6
16	1'45.946	27.416	20.622	29.270	28.638	307.6
17	1'46.006	27.441	20.666	29.289	28.610	307.6
18	1'45.746	27.334	20.559	29.284	28.569	307.9
19	1'45.696	27.336	20.590	29.156	28.614	309.4
20	1'45.993	27.385	20.608	29.267	28.733	307.2
21	1'46.647	27.472	20.651	29.826	28.698	308.9

Fastest Lap: Andrea DOVIZIOSO Ducati Team ITA **1'32.678** 25.798 20.845 25.278 20.757

These data/results cannot be reproduced, stored and/or transmitted in whole or in part by any manner of electronic, mechanical, photocopying, recording, broadcasting or otherwise now known or herein after developed without the previous express consent by the copyright owner, except for reproduction in daily press and regular printed publications on sale to the public within 60 days of the event related to those data/results and always provided that copyright symbol appears together as follows below.
© DORNA, 2018



Race

MotoGP

Lap	Lap Time	T1	T2	T3	T4	Speed	Lap	Lap Time	T1	T2	T3	T4	Speed
22	1'45.883	27.478	<u>20.536</u>	29.343	<u>28.526</u>	<u>311.8</u>	18	1'47.892	27.833	20.941	29.866	29.252	301.8
23	2'21.478	27.476	20.554	51.502	41.946	228.9	19	1'47.828	27.878	20.996	29.756	29.198	302.1
24	1'54.751	30.375	22.068	30.725	31.583	280.8	20	1'47.999	27.748	21.039	30.006	29.206	301.7
19th 45 Scott REDDING APRILIA GBR Aprilia Racing Team Gresini							21 1'48.088 27.780 21.060 29.902 29.346 301.0						
Runs=1 Total laps=24 Full laps=23							22 1'48.049 27.873 21.165 29.804 29.207 300.8						
							23 1'48.077 27.906 21.069 29.827 29.275 301.2						
							24 1'48.494 27.904 21.047 30.067 29.476 300.7						

Run #	1	Front Tyre	Slick-Soft	Rear Tyre	Slick-Soft	Speed
			New Tyre	New Tyre		
1	1'56.109	35.757	21.262	29.918	29.172	300.0
2	1'47.806	27.814	20.874	29.721	29.397	304.2
3	<u>1'47.275</u>	27.709	20.846	<u>29.644</u>	<u>29.076</u>	<u>306.5</u>
4	1'47.350	27.724	<u>20.758</u>	29.693	29.175	299.9
5	1'48.255	27.812	21.103	29.964	29.376	300.8
6	1'47.575	27.775	20.889	29.706	29.205	303.0
7	1'47.748	27.882	20.817	29.810	29.239	303.1
8	1'48.331	27.749	20.837	30.211	29.534	301.2
9	1'48.568	28.505	20.962	29.912	29.189	303.2
10	1'48.443	27.873	20.876	30.247	29.447	301.6
11	1'47.810	27.915	20.845	29.912	29.138	303.4
12	1'47.565	<u>27.687</u>	20.858	29.823	29.197	303.2
13	1'47.872	27.763	20.850	29.988	29.271	301.3
14	1'47.905	27.772	20.926	29.919	29.288	301.8
15	1'48.568	27.826	21.255	30.071	29.416	301.0
16	1'49.873	28.313	21.801	30.120	29.639	302.0
17	1'48.141	27.893	20.852	29.997	29.399	301.8
18	1'47.683	27.822	20.900	29.769	29.192	302.6
19	1'48.119	27.858	20.828	30.111	29.322	302.4
20	1'48.402	27.824	20.989	30.150	29.439	300.5
21	1'48.905	27.940	21.202	30.039	29.724	298.5
22	1'49.778	28.553	21.374	30.249	29.602	300.2
23	1'49.148	28.214	21.271	30.170	29.493	299.8
24	1'49.152	27.949	21.134	30.189	29.880	298.6

Run #	1	Front Tyre	Slick-Medium	Rear Tyre	Slick-Medium	Speed
			New Tyre	New Tyre		
1	1'58.955	36.252	22.209	30.735	29.759	299.8
2	1'50.889	28.352	21.154	29.879	31.504	302.0
3	1'49.361	27.935	21.113	30.085	30.228	<u>303.7</u>
4	1'48.149	28.074	21.028	29.846	29.201	301.9
5	1'47.857	27.766	21.015	29.790	29.286	302.5
6	<u>1'47.631</u>	<u>27.634</u>	20.919	29.829	29.249	302.0
7	1'48.094	27.824	<u>20.821</u>	30.001	29.448	302.5
8	1'47.648	27.707	20.903	29.777	29.261	302.3
9	1'48.672	27.936	21.087	30.175	29.474	301.7
10	1'48.098	27.816	20.962	29.968	29.352	297.1
11	1'48.672	27.900	21.238	30.092	29.442	301.5
12	1'48.085	27.844	21.070	29.787	29.384	303.7
13	1'47.643	27.728	20.977	<u>29.689</u>	29.249	300.6
14	1'47.815	27.807	20.984	29.824	29.200	301.7
15	1'48.718	27.877	21.016	29.964	29.861	301.5
16	1'48.144	27.881	21.079	29.829	29.355	301.6
17	1'48.287	27.926	21.182	29.989	<u>29.190</u>	301.0

Run #	1	Front Tyre	Slick-Medium	Rear Tyre	Slick-Medium	Speed
			New Tyre	New Tyre		
1	1'59.191	36.698	22.101	30.620	29.772	291.4
2	1'49.300	28.509	21.113	30.252	29.426	304.1
3	1'48.461	<u>27.767</u>	21.039	30.129	29.526	304.3
4	1'48.227	27.875	20.924	30.099	29.329	<u>305.6</u>
5	1'48.203	27.832	21.136	29.999	<u>29.236</u>	304.8
6	1'48.256	27.904	21.002	29.999	29.351	304.5
7	1'48.396	27.996	20.933	30.025	29.442	303.1
8	1'48.324	27.836	20.921	30.021	29.546	304.1
9	1'48.668	28.021	21.045	30.100	29.502	303.9
10	1'48.159	27.818	20.990	29.961	29.390	303.2
11	<u>1'48.115</u>	27.783	20.925	30.093	29.314	304.3
12	1'50.433	29.552	<u>20.906</u>	30.471	29.504	304.3
13	1'48.396	27.961	21.106	<u>29.936</u>	29.393	303.4
14	1'48.476	27.871	21.097	30.000	29.508	303.8
15	1'48.700	27.987	21.158	30.142	29.413	303.8
16	1'48.247	27.844	20.906	30.057	29.440	302.8
17	1'48.173	27.860	20.927	29.956	29.430	304.7
18	1'48.561	27.802	21.252	30.098	29.409	303.5
19	1'48.480	27.903	21.055	30.134	29.388	304.3
20	1'48.833	27.976	21.187	30.252	29.418	304.1
21	1'48.510	28.006	21.106	30.057	29.341	303.8
22	1'48.576	28.015	20.971	30.102	29.488	303.8
23	1'49.013	28.195	21.051	30.210	29.557	302.9
24	1'50.588	28.471	22.035	30.333	29.749	302.5

Run #	1	Front Tyre	Slick-Medium	Rear Tyre	Slick-Medium	Speed
			New Tyre	New Tyre		
1	1'54.662	34.734	21.132	29.575	29.221	301.2
2	1'46.654	27.546	20.720	29.391	28.997	305.4
3	1'46.499	27.538	20.777	29.385	28.799	305.3
4	1'46.212	27.335	20.718	29.505	<u>28.654</u>	308.9
5	<u>1'45.812</u>	27.352	20.568	<u>29.219</u>	28.673	305.3
6	1'46.350	27.482	20.513	29.453	28.902	307.6
7	1'46.287	27.602	20.590	29.364	28.731	304.2
8	1'46.034	27.428	<u>20.447</u>	29.409	28.750	303.9
9	1'46.041	27.341	20.534	29.345	28.821	304.7
10	1'46.437	27.535	20.671	29.561	28.670	<u>309.1</u>
11	1'46.164	27.524	20.508	29.319	28.813	303.7
12	1'46.161	27.595	20.578	29.280	28.708	302.5
13	1'46.227	<u>27.304</u>	20.599	29.533	28.791	302.6

Fastest Lap: Andrea DOVIZIOSO Ducati Team ITA **1'32.678** 25.798 20.845 25.278 20.757

These data/results cannot be reproduced, stored and/or transmitted in whole or in part by any manner of electronic, mechanical, photocopying, recording, broadcasting or otherwise now known or herein after developed without the previous express consent by the copyright owner, except for reproduction in daily press and regular printed publications on sale to the public within 60 days of the event related to those data/results and always provided that copyright symbol appears together as follows below.
© DORNA, 2018

Official MotoGP Timing by TISSOT
www.motogp.com

Motegi, Sunday, October 21, 2018

Page 6 of 7



Race

MotoGP

Lap	Lap Time	T1	T2	T3	T4	Speed	Lap	Lap Time	T1	T2	T3	T4	Speed
14	1'46.062	27.330	20.608	29.291	28.833	303.4							
	unfinished	27.548	20.826										

23rd **17** **Karel ABRAHAM** DUCATI CZE
Angel Nieto Team

Runs=1 Total laps=13 Full laps=11

Run #	1	Front Tyre	Slick-Medium	Rear Tyre	Slick-Soft	
			New Tyre		New Tyre	
1	1'57.103	35.774	21.709	30.229	29.391	299.8
2	1'47.654	28.000	20.747	29.731	29.176	293.2
3	1'47.614	27.735	20.945	29.792	29.142	298.8
4	1'47.041	27.604	20.811	29.587	29.039	305.4
5	1'47.499	27.645	20.858	29.742	29.254	295.8
6	1'47.669	27.781	20.953	29.776	29.159	303.7
7	1'47.633	27.934	20.796	29.732	29.171	305.5
8	1'48.367	27.729	20.944	30.402	29.292	298.0
9	1'47.534	27.862	20.888	29.682	29.102	304.0
10	1'47.133	27.814	20.730	29.650	28.939	301.5
11	2'40.818	27.668	1'08.344	32.711	32.095	283.0
12	1'52.231	28.784	21.889	31.161	30.397	291.8
	PIT	28.828	22.202	31.539	23.912	290.2

24th **43** **Jack MILLER** DUCATI AUS
Alma Pramac Racing

Runs=1 Total laps=11 Full laps=8

Run #	1	Front Tyre	Slick-Soft	Rear Tyre	Slick-Soft	
			New Tyre		New Tyre	
1	1'53.226	33.649	20.956	29.744	28.877	303.8
2	1'46.167	27.422	20.593	29.334	28.818	304.3
3	1'46.726 *	27.415*	20.986	29.449	28.876	306.0
4	1'46.309	27.359	20.553	29.434	28.963	304.9
5	1'46.969	27.449	20.726	29.548	29.246	306.2
6	1'46.389	27.443	20.699	29.332	28.915	304.9
7	1'47.450	28.251	20.765	29.447	28.987	306.6
8	1'46.637	27.518	20.741	29.565	28.813	304.2
9	1'46.783	27.613	20.757	29.517	28.896	303.4
10	1'46.618	27.594	20.778	29.363	28.883	303.0
	unfinished	27.572	20.874			

25th **41** **Aleix ESPARGARO** APRILIA SPA
Aprilia Racing Team Gresini

Runs=1 Total laps=7 Full laps=5

Run #	1	Front Tyre	Slick-Medium	Rear Tyre	Slick-Soft	
			New Tyre		New Tyre	
1	1'56.622	35.828	21.436	30.073	29.285	295.4
2	1'47.687	27.819	20.903	29.752	29.213	302.7
3	1'50.880	27.946	21.057	29.751	32.126	304.6
4	1'47.851	27.890	20.876	29.773	29.312	302.9
5	1'47.547	27.684	20.930	29.678	29.255	303.2
6	1'49.137	27.825	20.901	29.797	30.614	302.3
	PIT	28.080	21.476	31.181	24.076	293.1

Fastest Lap: Andrea DOVIZIOSO Ducati Team ITA **1'32.678** 25.798 20.845 25.278 20.757

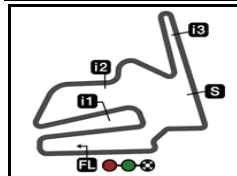
These data/results cannot be reproduced, stored and/or transmitted in whole or in part by any manner of electronic, mechanical, photocopying, recording, broadcasting or otherwise now known or herein after developed without the previous express consent by the copyright owner, except for reproduction in daily press and regular printed publications on sale to the public within 60 days of the event related to those data/results and always provided that copyright symbol appears together as follows below.
© DORNA, 2018

Official MotoGP Timing by TISSOT
www.motogp.com

Motegi, Sunday, October 21, 2018

Page 7 of 7





4801 m.

MOTUL GRAND PRIX OF JAPAN

Race

Analysis by Lap

35

Num Lap Time Gap

Lap 1			Lap 4			Lap 5			Lap 8			Lap 10		
4	1'52.540		4	1'46.638		4	1'46.795		4	1'45.982		4	1'46.690	
93	1'52.760	0.220	93	1'46.676	0.183	35	1'46.568	0.157	93	1'46.131	0.344	93	1'46.683	0.218
43	1'53.226	0.686	35	1'46.388	0.384	46	1'46.563	0.674	35	1'46.135	0.521	35	1'46.565	0.388
35	1'53.404	0.864	43	1'46.309	0.783	43	1'46.969	0.957	46	1'46.121	1.423	29	1'46.437	1.940
46	1'53.844	1.304	46	1'46.024	0.906	42	1'46.702	1.115	29	1'46.034	2.118	46	1'46.806	2.250
42	1'53.978	1.438	42	1'45.983	1.208	29	1'47.795	1.399	50	1'46.010	2.437	42	1'46.537	2.307
5	1'54.093	1.553	29	1'46.212	2.382	4	1'46.371	1.520	43	1'46.618	4.226	5	1'46.541	4.398
26	1'54.361	1.821	5	1'46.841	2.703	93	1'47.753	10.638	26	1'46.637	3.481	26	1'46.631	4.787
29	1'54.662	2.122	26	1'46.501	2.864	41	1'47.851	11.395	19	1'46.573	3.937	19	1'46.534	4.962
25	1'54.874	2.334	25	1'46.660	3.565	50	1'48.227	13.534	35	1'46.490	4.143	25	1'46.413	6.268
19	1'55.092	2.552	19	1'46.370	3.793	12	1'48.149	15.709	46	1'46.146	4.650	9	1'46.812	10.142
44	1'55.526	2.986	9	1'47.856	6.494				29	1'46.034	2.118	38	1'47.071	11.536
9	1'55.753	3.213	44	1'47.379	6.544				42	1'46.010	2.437	21	1'46.914	12.723
38	1'55.989	3.449	38	1'47.300	6.725				43	1'46.637	3.481	55	1'47.057	13.319
45	1'56.109	3.569	45	1'47.350	6.895				5	1'46.573	3.937	44	1'47.419	13.463
21	1'56.373	3.833	21	1'47.188	7.118				26	1'46.490	4.143	17	1'47.133	16.199
41	1'56.622	4.082	55	1'47.044	7.198				89	1'46.121	1.423	89	1'47.338	16.660
55	1'56.815	4.275	17	1'47.041	7.767				29	1'46.034	2.118	30	1'48.181	18.377
17	1'57.103	4.563	89	1'47.345	8.265				42	1'46.010	2.437	45	1'48.443	18.412
89	1'57.178	4.638	30	1'47.470	8.957				43	1'46.637	3.481	10	1'47.926	19.417
81	1'57.511	4.971	81	1'48.027	10.407				5	1'46.573	3.937	81	1'47.604	19.648
30	1'57.764	5.224	10	1'47.753	10.638				44	1'46.799	9.982	50	1'48.159	26.137
10	1'58.124	5.584	41	1'47.851	11.395				21	1'47.641	11.369	12	1'48.098	26.306
12	1'58.955	6.415	50	1'48.227	13.534				81	1'47.660	11.631			
50	1'59.191	6.651	12	1'48.149	15.709				55	1'47.661	11.727			
Lap 2			Lap 5			Lap 9			Lap 11					
4	1'46.199		4	1'46.795		4	1'45.966		4	1'46.363				
93	1'46.181	0.202	35	1'46.568	0.157	93	1'45.847	0.225	93	1'46.344	0.199			
43	1'46.167	0.654	46	1'46.563	0.674	35	1'45.958	0.513	35	1'46.408	0.433			
35	1'46.095	0.760	43	1'46.969	0.957	46	1'46.677	2.134	29	1'46.164	1.741			
46	1'46.631	1.736	42	1'46.702	1.115	29	1'46.041	2.193	42	1'46.431	2.375			
42	1'46.574	1.813	29	1'47.795	1.399	42	1'45.989	2.460	46	1'47.109	2.996			
5	1'46.761	2.115	5	1'46.371	1.520	43	1'46.783	4.298	5	1'46.601	4.636			
26	1'46.757	2.379	93	1'47.753	10.638	5	1'46.576	4.547	26	1'46.462	4.886			
29	1'46.654	2.577	41	1'47.851	11.395	26	1'46.669	4.846	19	1'46.545	5.144			
25	1'47.158	3.293	50	1'48.227	13.534	19	1'46.434	5.118	25	1'46.552	6.457			
19	1'47.282	3.635	12	1'48.149	15.709	25	1'46.545	6.545	9	1'46.695	10.474			
9	1'47.454	4.468				9	1'47.150	10.020	38	1'46.925	12.098			
44	1'48.020	4.807				38	1'47.139	11.155	21	1'47.191	13.551			
38	1'47.794	5.044				21	1'46.834	12.499	55	1'46.747	13.703			
45	1'47.806	5.176				44	1'47.331	12.734	44	1'47.189	14.289			
21	1'47.648	5.282				55	1'47.191	12.952	89	1'47.540	17.837			
41	1'47.687	5.570				17	1'47.534	15.756	30	1'47.293	19.307			
55	1'47.568	5.644				89	1'47.879	16.012	45	1'47.810	19.859			
17	1'47.654	6.018				45	1'48.568	16.659	10	1'47.827	20.881			
89	1'47.762	6.201				30	1'48.356	16.886	81	1'49.131	22.416			
30	1'48.051	7.076				10	1'47.443	18.181	50	1'48.115	27.889			
81	1'48.553	7.325				81	1'47.586	18.734	12	1'48.672	28.615			
10	1'48.295	7.680				50	1'48.668	24.668	17	2'40.818	1'10.654			
50	1'49.300	9.752				12	1'48.672	24.898						
12	1'50.889	11.105												
Lap 3			Lap 6			Lap 7			Lap 12					
4	1'46.268		4	1'45.790		4	1'46.180		4	1'46.405				
93	1'46.211	0.145	35	1'45.858	0.225	93	1'45.897	0.195	93	1'46.452	0.246			
43	1'46.142	0.634	46	1'46.219	1.103	35	1'45.957	0.478	35	1'46.368	0.396			
35	1'46.726	1.112	43	1'46.389	1.556	46	1'46.219	1.103	29	1'46.161	1.497			
			42	1'46.473	1.798	43	1'46.389	1.556	42	1'46.180	2.150			
			29	1'46.350	1.959	42	1'46.473	1.798	46	1'46.488	3.079			
			5	1'46.362	2.851	29	1'46.350	1.959	5	1'46.416	4.647			
			26	1'46.702	3.372	9	1'46.625	7.389						
			25	1'46.662	4.140	38	1'46.954	8.271						
			19	1'46.556	4.309	44	1'47.270	8.774						
			9	1'46.625	7.389	21	1'47.115	9.045						
			38	1'46.799	9.982	55	1'47.138	9.174						
			44	1'47.641	11.369	45	1'47.575	10.140						
			21	1'47.660	11.631	17	1'47.669	10.350						
			55	1'47.661	11.727	89	1'47.595	10.507						
			45	1'48.331	14.057	30	1'47.501	11.007						
			89	1'47.973	14.099	10	1'47.843	13.749						
			17	1'48.367	14.188	81	1'47.976	13.986						
			30	1'47.867	14.496	41	1'49.137	15.494						
			10	1'47.505	16.704	50	1'48.256	17.408						
			81	1'47.303	17.114	12	1'47.631	18.612						
			50	1'48.324	21.966									
			12	1'47.648	22.192									

 Lapped rider

These data/results cannot be reproduced, stored and/or transmitted in whole or in part by any manner of electronic, mechanical, photocopying, recording, broadcasting or otherwise now known or herein after developed without the previous express consent by the copyright owner, except for reproduction in daily press and regular printed publications on sale to the public within 60 days of the event related to those data/results and always provided that copyright symbol appears together as follows below.

© DORNA, 2018



Num	Lap Time	Gap	Num	Lap Time	Gap	Num	Lap Time	Gap	Num	Lap Time	Gap
26	1'46.576	5.057	46	1'46.551	3.371	5	1'46.483	6.029	19	1'46.311	7.241
19	1'46.401	5.140	5	1'46.456	4.188	19	1'45.987	6.262	25	1'46.608	9.794
25	1'46.593	6.645	19	1'46.281	5.457	26	1'46.457	7.717	26	1'48.788	12.409
9	1'46.739	10.808	26	1'46.731	6.188	25	1'46.471	7.856	9	1'47.745	18.201
38	1'46.846	12.539	25	1'46.383	6.515	9	1'46.809	14.471	55	1'47.256	21.937
55	1'47.132	14.430	9	1'47.122	12.054	38	1'47.304	18.585	38	1'47.355	23.004
21	1'47.517	14.663	38	1'47.165	14.409	55	1'47.107	18.725	21	1'47.267	23.429
44	1'47.096	14.980	55	1'46.963	15.280	21	1'47.105	20.196	44	1'47.156	23.715
89	1'47.510	18.942	21	1'47.143	16.710	44	1'47.321	20.626	89	1'47.545	30.311
30	1'47.240	20.142	44	1'47.021	16.894	89	1'47.383	26.937	30	1'47.297	30.564
45	1'47.565	21.019	89	1'47.514	22.403	30	1'47.242	27.255	10	1'47.713	35.775
10	1'47.836	22.312	30	1'47.665	22.955	10	1'47.819	31.639	81	1'47.465	36.474
81	1'47.834	23.845	45	1'48.568	26.190	81	1'47.501	32.385	45	1'48.905	41.444
12	1'48.085	30.295	10	1'48.093	26.429	45	1'47.683	34.189	12	1'48.088	47.666
50	1'50.433	31.917	81	1'47.483	27.147	12	1'47.892	41.922	50	1'48.510	53.250
17	1'52.231	1'16.480	12	1'48.718	35.297	50	1'48.561	45.598			
			50	1'48.700	38.315						

Lap 13

4	1'46.401	
93	1'46.372	0.217
35	1'46.430	0.425
29	1'46.227	1.323
42	1'45.965	1.714
46	1'46.311	2.989
5	1'46.005	4.251
19	1'46.701	5.440
26	1'46.869	5.525
25	1'46.486	6.730
9	1'46.725	11.132
38	1'46.984	13.122
55	1'46.580	14.609
21	1'46.984	15.246
44	1'46.909	15.488
89	1'47.540	20.081
30	1'47.070	20.811
45	1'47.872	22.490
10	1'47.659	23.570
81	1'47.501	24.945
12	1'47.643	31.537
50	1'48.396	33.912

Lap 14

4	1'46.700	
93	1'46.722	0.239
35	1'46.627	0.352
29	1'46.062	0.685
42	1'45.979	0.993
46	1'46.604	2.893
5	1'46.254	3.805
19	1'46.509	5.249
26	1'46.705	5.530
25	1'46.175	6.205
9	1'46.573	11.005
38	1'46.895	13.317
55	1'46.481	14.390
21	1'47.094	15.640
44	1'47.158	15.946
89	1'47.581	20.962
30	1'47.252	21.363
45	1'47.905	23.695
10	1'47.539	24.409
81	1'47.492	25.737
12	1'47.815	32.652
50	1'48.476	35.688

Lap 15

4	1'46.073	
93	1'46.067	0.233
35	1'46.264	0.543
42	1'46.523	1.443

Lap 16

4	1'45.946	
93	1'45.905	0.192
35	1'46.058	0.655
42	1'46.013	1.510
46	1'46.551	3.976
5	1'46.474	4.716
19	1'46.331	5.842
26	1'46.405	6.647
25	1'46.355	6.924
9	1'46.672	12.780
38	1'47.296	15.759
55	1'46.953	16.287
21	1'46.988	17.752
44	1'46.895	17.843
89	1'47.735	24.192
30	1'47.570	24.579
10	1'47.625	28.108
81	1'47.660	28.861
45	1'49.873	30.117
12	1'48.144	37.495
50	1'48.247	40.616

Lap 17

4	1'46.006	
93	1'46.007	0.193
35	1'46.208	0.857
42	1'45.961	1.465
46	1'46.489	4.459
5	1'46.582	5.292
19	1'46.185	6.021
26	1'46.365	7.006
25	1'46.213	7.131
9	1'46.634	13.408
38	1'47.274	17.027
55	1'47.083	17.364
21	1'47.091	18.837
44	1'47.214	19.051
89	1'47.114	25.300
30	1'47.186	25.759
10	1'47.464	29.566
81	1'47.775	30.630
45	1'48.141	32.252
12	1'48.287	39.776
50	1'48.173	42.783

Lap 18

4	1'45.746	
93	1'45.827	0.274
35	1'46.202	1.313
42	1'46.019	1.738
46	1'46.438	5.151

Lap 19

4	1'45.696	
93	1'45.646	0.224
35	1'46.174	1.791
42	1'46.102	2.144
46	1'46.496	5.951
5	1'46.480	6.813
19	1'46.404	6.970
26	1'46.533	8.554
25	1'46.526	8.686
9	1'46.985	15.760
55	1'46.994	20.023
38	1'47.735	20.624
21	1'47.142	21.642
44	1'47.066	21.996
89	1'46.883	28.124
30	1'47.115	28.674
10	1'47.182	33.125
81	1'47.281	33.970
45	1'48.119	36.612
12	1'47.828	44.054
50	1'48.480	48.382

Lap 20

4	1'45.993	
93	1'45.949	0.180
35	1'46.286	2.084
42	1'46.356	2.507
46	1'46.487	6.445
5	1'46.492	7.312
19	1'46.435	7.412
25	1'46.975	9.668
26	1'47.542	10.103
9	1'47.171	16.938
55	1'47.133	21.163
38	1'47.500	22.131
21	1'46.995	22.644
44	1'47.038	23.041
89	1'47.117	29.248
30	1'47.068	29.749
10	1'47.412	34.544
81	1'47.514	35.491
45	1'48.402	39.021
12	1'47.999	46.060
50	1'48.833	51.222

Lap 21

93	1'46.302	
4	1'46.647	0.165
35	1'46.259	1.861
42	1'46.036	2.061
46	1'46.379	6.342
5	1'46.228	7.058

Lap 22

93	1'45.959	
4	1'45.883	0.089
35	1'46.437	2.339
42	1'46.467	2.569
46	1'46.631	7.014
19	1'46.606	7.888
5	1'46.984	8.083
25	1'47.011	10.846
26	1'47.643	14.093
9	1'47.630	19.872
55	1'47.629	23.607
38	1'47.300	24.345
21	1'47.255	24.725
44	1'47.344	25.100
89	1'47.008	31.360
30	1'47.178	31.783
10	1'47.243	37.059
81	1'47.352	37.867
45	1'49.778	45.263
12	1'48.049	49.756
50	1'48.576	55.867

Lap 23

93	1'45.866	
35	1'46.279	2.752
42	1'46.309	3.012
46	1'46.406	7.554
19	1'46.374	8.396
5	1'46.606	8.823
25	1'48.276	13.256
26	1'47.638	15.865
9	1'47.490	21.496
55	1'47.435	25.176
38	1'47.558	26.037
21	1'47.362	26.221
44	1'47.648	26.882
89	1'47.077	32.571
30	1'49.675	35.592
4	2'21.478	35.701
10	1'47.448	38.641
81	1'47.313	39.314
45	1'49.148	48.545
12	1'48.077	51.967
50	1'49.013	59.014

Lap 24

93	1'47.754	
35	1'46.575	1.573
42	1'46.462	1.720
46	1'46.613	6.413
19	1'46.277	6.919
5	1'46.955	8.024
25	1'47.828	13.330

Lapped rider

These data/results cannot be reproduced, stored and/or transmitted in whole or in part by any manner of electronic, mechanical, photocopying, recording, broadcasting or otherwise now known or herein after developed without the previous express consent by the copyright owner, except for reproduction in daily press and regular printed publications on sale to the public within 60 days of the event related to those data/results and always provided that copyright symbol appears together as follows below.

© DORNA, 2018


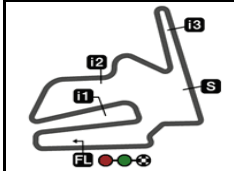
Official MotoGP Timing by TISSOT
www.motogp.com

Motegi, Sunday, October 21, 2018

Page 2 of 2



Twin Ring Motegi

Results and timing service provided by  TISSOT

4801 m.

MOTUL GRAND PRIX OF JAPAN

MotoGP™

2018 Rookie of the Year Classification

36

Rider	Nation	Points	Leader Previous	QAT	ARG	AME	SPA	FRA	ITA	CAT	NED	GER	CZE	AUT	GBR	RSM	ARA	THA	JPN	AUS	MAL	VAL
1 MORBIDELLI Franc	ITA	38		4	2	-	7	3	1	2	-	-	3	-	-	4	5	2	5			
2 SYAHRIN Hafizh	MAL	34	4	4	2	7	-	4	4	-	-	5	2	-	-	-	-	4	6			
3 NAKAGAMI Takaaki	JPN	19	19	15	-	3	2	4	1	-	-	-	-	1	-	3	4	-	1			

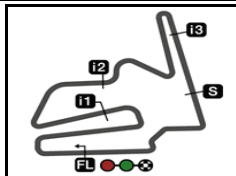
These data/results cannot be reproduced, stored and/or transmitted in whole or in part by any manner of electronic, mechanical, photocopying, recording, broadcasting or otherwise now known or herein after developed without the previous express consent by the copyright owner, except for reproduction in daily press and regular printed publications on sale to the public within 60 days of the event related to those data/results and always provided that copyright symbol appears together as follows below.

© DORNA, 2018

Official MotoGP Timing by TISSOT
www.motogp.com

Motegi, Sunday, October 21, 2018





4801 m.

MOTUL GRAND PRIX OF JAPAN

MotoGP™

2018 Independent Team Classification

36

Rider	Nation	Points	Leader Previous	QAT	ARG	AME	SPA	FRA	ITA	CAT	NED	GER	CZE	AUT	GBR	RSM	ARA	THA	JPN	AUS	MAL	VAL
1 CRUTCHLOW Cal	GBR	148		13	25	-	-	8	10	13	10	-	11	13	-	16	-	9	20			
2 ZARCO Johann	FRA	133	15	15	8	20	10	20	-	6	9	8	7	9	7	-	6	2	11	10		
3 PETRUCCI Danilo	ITA	133	15	0	11	6	4	13	20	9	8	-	13	10	11	-	5	9	7	7		
4 BAUTISTA Alvaro	SPA	83	65	50	3	-	1	8	-	7	7	7	11	7	6	-	7	-	8	11		
5 MILLER Jack	AUS	74	74	9	6	13	7	10	13	-	-	6	2	4	-	-	-	7	6	-		
6 MORBIDELLI Franc	ITA	38	110	36	4	2	-	7	3	1	2	-	-	3	-	-	4	5	2	5		
7 RABAT Tito	SPA	35	113	3	5	9	8	2	-	3	-	-	3	-	5	-	-	-	-	-		
8 SYHRIN Hafizh	MAL	34	114	1	2	7	-	-	4	4	-	-	5	2	-	-	-	-	4	6		
9 ESPARGARO Aleix	SPA	32	116	2	-	-	6	-	7	-	-	3	-	1	-	-	2	10	3	-		
10 NAKAGAMI Takaaki	JPN	19	129	13	-	3	2	4	1	-	-	-	-	1	-	-	3	4	-	1		
11 REDDING Scott	GBR	12	136	7	-	4	-	1	-	-	4	2	1	-	-	-	-	-	-	-		
12 ABRAHAM Karel	CZE	5	143	7	1	-	-	-	-	-	3	-	-	-	-	-	-	1	-	-		

Team	Points	Leader Previous	QAT	ARG	AME	SPA	FRA	ITA	CAT	NED	GER	CZE	AUT	GBR	RSM	ARA	THA	JPN	AUS	MAL	VAL
1 ALMA PRAMAC RACING	207		17	19	11	23	33	9	8	6	15	14	11	-	5	16	13	7			
2 LCR HONDA	167	40	40	13	28	2	4	9	10	13	10	-	11	14	-	19	4	9	21		
3 MONSTER YAMAHA TECH 3	167	40	0	10	27	10	20	4	10	9	8	12	11	7	-	6	2	15	16		
4 ANGEL NIETO TEAM	88	119	79	4	-	1	8	-	7	10	7	11	7	6	-	7	1	8	11		
5 APRILIA RACING TEAM GRESI	44	163	44	-	4	6	1	7	-	4	5	1	1	-	-	2	10	3	-		
6 EG 0,0 MARC VDS	38	169	6	4	2	-	7	3	1	2	-	-	3	-	-	4	5	2	5		
7 REALE AVINTIA RACING	35	172	3	5	9	8	2	-	3	-	-	3	-	5	-	-	-	-	-		

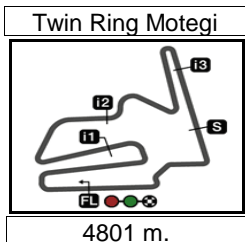
These data/results cannot be reproduced, stored and/or transmitted in whole or in part by any manner of electronic, mechanical, photocopying, recording, broadcasting or otherwise now known or herein after developed without the previous express consent by the copyright owner, except for reproduction in daily press and regular printed publications on sale to the public within 60 days of the event related to those data/results and always provided that copyright symbol appears together as follows below.

© DORNA, 2018

Official MotoGP Timing by TISSOT
www.motogp.com

Motegi, Sunday, October 21, 2018





Results and timing service provided by **TISSOT**
 After the **MOTUL GRAND PRIX OF JAPAN**

MotoGP™

2018 Riders Performance

(Qualifying Position - Starting Position - Race Position)

37

Rider	Points	QAT	ARG	AME	SPA	FRA	ITA	CAT	NED	GER	CZE	AUT	GBR	RSM	ARA	THA	JPN	AUS	MAL	VAL
1 MARQUEZ Marc	296	2	6	1	5	2	6	2	1	1	3	1	5	5	3	1	6			
		2-2	20-18	4-1	5-1	2-1	6-16	2-2	1-1	1-1	3-3	1-2	-NS	5-2	3-1	1-1	6-1	-	-	-
2 DOVIZIOSO Andrea	194	5	8	8	8	5	7	3	4	5	1	2	2	4	2	3	1			
		5-1	22-6	8-5	8-NC	5-NC	7-2	3-NC	4-4	5-7	1-1	2-3	-NS	4-1	2-2	3-2	1-18	-	-	-
3 ROSSI Valentino	185	8	11	5	10	9	1	7	3	6	2	14	12	7	18	2	9			
		8-3	25-19	5-4	10-5	9-3	1-3	7-3	3-5	6-2	2-4	14-6	-NS	7-7	17-8	2-4	9-4	-	-	-
4 VIÑALES Maverick	155	12	9	2	11	8	3	4	6	4	12	11	11	3	11	4	7			
		12-6	23-5	1-2	11-7	8-7	3-8	4-6	6-3	4-3	12-NL	11-12	-NS	3-5	14-10	4-3	7-7	-	-	-
5 CRUTCHLOW Cal	148	4	10	7	1	13	8	10	2	7	5	5	4	6	4	5	4			
		4-4	24-1	7-19	1-NC	13-8	8-6	10-4	2-6	7-NC	5-5	5-4	-NS	6-3	4-NC	5-7	4-2	-	-	-
6 ZARCO Johann	133	1	3	4	3	1	9	8	8	14	7	6	3	9	14	8	2			
		1-8	17-2	3-6	3-2	1-NC	9-10	8-7	8-8	13-9	7-7	6-9	-NS	9-10	12-14	8-5	2-6	-	-	-
7 PETRUCCI Danilo	133	3	18	10	9	3	5	6	11	2	6	4	6	8	7	9	15			
		3-5	32-10	10-12	9-4	3-2	5-7	6-8	11-NC	2-4	6-6	4-5	-NS	8-11	7-7	9-9	15-9	-	-	-
8 LORENZO Jorge	130	9	14	6	4	6	2	1	10	3	4	3	1	1	1					
		9-NC	28-15	6-11	4-NC	6-6	2-1	1-1	10-7	3-6	4-2	3-1	-NS	1-17	1-NL	-	-	-	-	-
9 RINS Alex	118	6	5	11	6	15	10	15	5	11	9	10	10	10	9	11	8			
		6-NC	19-3	11-NC	6-NC	15-10	10-5	15-NC	5-2	11-NL	9-11	10-8	-NS	10-4	9-4	11-6	8-3	-	-	-
10 IANNONE Andrea	113	11	12	3	7	4	4	5	9	8	8	8	7	13	5	6	5			
		11-9	26-8	2-3	7-3	4-NL	4-4	5-10	9-11	8-12	8-10	8-13	-NS	13-8	5-3	6-11	5-NC	-	-	-
11 PEDROSA Dani	95	7	2	9	2	10	20	11	18	10	10	9	16	11	6	7	11			
		7-7	16-NL	9-7	2-NC	10-5	20-NL	11-5	18-15	10-8	10-8	9-7	-NS	11-6	6-5	7-NC	11-8	-	-	-
12 BAUTISTA Alvaro	83	21	19	21	20	20	16	22	12	9	14	12	21	15	8	12	10			
		21-13	33-16	21-15	20-8	20-NC	16-9	22-9	12-9	9-5	14-9	12-10	-NS	15-9	8-NC	12-8	10-5	-	-	-

NC=Not classified NL=Not finished first lap NP=Not started race re-start N2=Not finished first lap race re-start EX=Excluded NS=Not Started DS=Disqualified

These data/results cannot be reproduced, stored and/or transmitted in whole or in part by any manner of electronic, mechanical, photocopying, recording, broadcasting or otherwise now known or herein after developed without the previous express consent by the copyright owner, except for reproduction in daily press and regular printed publications on sale to the public within 60 days of the event related to those data/results and always provided that copyright symbol appears together as follows below.
 © DORNA, 2018

Official MotoGP Timing by **TISSOT**
 www.motogp.com



	Rider	Points	QAT	ARG	AME	SPA	FRA	ITA	CAT	NED	GER	CZE	AUT	GBR	RSM	ARA	THA	JPN	AUS	MAL	VAL
13	MILLER Jack	74	10	1	18	12	7	11	13	16	15	17	17	9	2	10	10	3			
			10-10	1-4	18-9	12-6	7-4	11-NC	13-NC	16-10	14-14	17-12	16-18	-NS	2-18	10-9	10-10	3-NC	-	-	-
14	MORBIDELLI Franco	38	14	22	17	15	16	12	18	24		13	16	13	12	13	13	17			
			14-12	36-14	17-21	15-9	16-13	12-15	17-14	-NS	-	13-13	19-19	-NS	12-12	19-11	13-14	17-11	-	-	-
15	RABAT Tito	35	16	4	14	17	11	13	9	14	19	11	7	24							
			16-11	18-7	13-8	17-14	11-NC	13-13	9-NC	14-16	18-13	11-NC	7-11	-NS	-	-	-	-	-	-	-
16	ESPARGARO Pol	35	22	16	12	16	18	15	19	21	16	19			20		19	14			
			22-NC	30-11	15-13	16-11	18-11	15-11	18-11	21-12	15-NL	-NS	-	-	20-NC	-	19-21	14-13	-	-	-
17	SYAHRIN Hafizh	34	15	23	16	22	14	14	14	15	18	16	18	23	25	19	18	16			
			15-14	37-9	16-NC	22-16	14-12	14-12	14-NC	15-18	17-11	16-14	17-16	-NS	25-19	18-18	18-12	16-10	-	-	-
18	ESPARGARO Aleix	32	13	7	19	13	12	21	16	7	13	24	15	17	16	15	16	19			
			13-19	21-NC	19-10	13-NL	12-9	21-NC	19-NC	7-13	-NS	23-15	15-17	-NS	16-14	13-6	16-13	19-NC	-	-	-
19	SMITH Bradley	23	20	21	15	21	17	17	17	20	17	15	13	8	17	16	15	13			
			20-18	35-NC	14-16	21-13	17-14	17-14	16-NC	20-17	16-10	15-NC	13-14	-NS	17-16	15-13	15-15	13-12	-	-	-
20	NAKAGAMI Takaaki	19	23	24	13	14	19	18	12	13	12	20	21	19	19	12	14	12			
			23-17	38-13	12-14	14-12	19-15	18-18	12-NC	13-19	12-NC	19-17	21-15	-NS	19-13	11-12	14-22	12-15	-	-	-
21	REDDING Scott	12	17	15	22	25	22	23	20	17	20	25	20	14	21	21	23	21			
			17-20	29-12	22-17	25-15	22-NC	23-NL	20-12	17-14	19-15	24-NC	20-20	-NS	21-21	21-16	23-16	21-19	-	-	-
22	KALLIO Mika	6				19			23												
			-	-	-	19-10	-	-	23-NL	-	-	-	-	-	-	-	-	-	-	-	-
23	ABRAHAM Karel	5	19	13	23	23	24	22	21	19	23	23	23	20	24	17	17	18			
			19-15	27-20	23-NC	23-18	24-17	22-NL	21-13	19-NC	22-18	22-18	23-21	-NS	24-20	16-15	17-17	18-NC	-	-	-
24	NAKASUGA Katsuyuki	2																20			
			-	-	-	-	-	-	-	-	-	-	-	-	-	-	-	20-14	-	-	-
25	PIRRO Michele	1						25							14						
			-	-	-	-	-	-NS	-	-	-	-	-	-	14-15	-	-	-	-	-	-
26	LUTHI Thomas	0	18	20	20	18	21	19	24	22	22	22	22	15	23	20	22	23			
			18-16	34-17	20-18	18-NC	21-16	19-NC	24-NC	22-20	21-17	21-16	22-22	-NS	23-22	20-17	22-20	23-20	-	-	-
27	SIMEON Xavier	0	24	17	24	24	23	24	26	23	24	26	19	22	22	22	20	22			
			24-21	31-21	24-20	24-17	23-18	24-17	26-NC	23-NC	23-19	25-20	18-NC	-NS	22-NC	22-19	20-18	22-16	-	-	-
28	BRADL Stefan	0									21	18			18						
			-	-	-	-	-	-	-	-	20-16	18-NL	-	-	18-NC	-	-	-	-	-	-

NC=Not classified NL=Not finished first lap NP=Not started race re-start N2=Not finished first lap race re-start EX=Excluded NS=Not Started DS=Disqualified

These data/results cannot be reproduced, stored and/or transmitted in whole or in part by any manner of electronic, mechanical, photocopying, recording, broadcasting or otherwise now known or herein after developed without the previous express consent by the copyright owner, except for reproduction in daily press and regular printed publications on sale to the public within 60 days of the event related to those data/results and always provided that copyright symbol appears together as follows below.
© DORNA, 2018

Official MotoGP Timing by TISSOT
www.motogp.com



	Rider	<i>Points</i>	QAT	ARG	AME	SPA	FRA	ITA	CAT	NED	GER	CZE	AUT	GBR	RSM	ARA	THA	JPN	AUS	MAL	VAL
29	TORRES Jordi	0														23	21	25			
			-	-	-	-	-	-	-	-	-	-	-	-	-	23-20	21-19	25-17	-	-	-
30	GUINTOLI Sylvain	0							25			21						24			
			-	-	-	-	-	-	25-NC	-	-	20-19	-	-	-	-	-	24-21	-	-	-
31	PONSSON Christophe	0													26						
			-	-	-	-	-	-	-	-	-	-	-	-	26-23	-	-	-	-	-	-

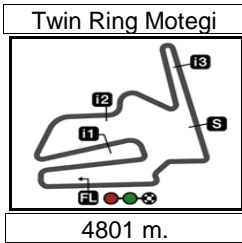
NC=Not classified NL=Not finished first lap NP=Not started race re-start N2=Not finished first lap race re-start EX=Excluded NS=Not Started DS=Disqualified

These data/results cannot be reproduced, stored and/or transmitted in whole or in part by any manner of electronic, mechanical, photocopying, recording, broadcasting or otherwise now known or herein after developed without the previous express consent by the copyright owner, except for reproduction in daily press and regular printed publications on sale to the public within 60 days of the event related to those data/results and always provided that copyright symbol appears together as follows below.
© DORNA, 2018

Official MotoGP Timing by **TISSOT**
www.motogp.com

Motegi, Sunday, October 21, 2018





MOTUL GRAND PRIX OF JAPAN
Official Starting Grid

Race : 24 laps = 115.224 km



1	1 1'44.590 4 Andrea DOVIZIOSO Ducati	2 1'44.658 5 Johann ZARCO Yamaha	3 1'44.727 43 Jack MILLER Ducati
2	4 1'44.820 35 Cal CRUTCHLOW Honda	5 1'44.832 29 Andrea IANNONE Suzuki	6 1'44.889 93 Marc MARQUEZ Honda
3	7 1'45.140 25 Maverick VIÑALES Yamaha	8 1'45.225 42 Alex RINS Suzuki	9 1'45.265 46 Valentino ROSSI Yamaha
4	10 1'45.396 19 Alvaro BAUTISTA Ducati	11 1'45.519 26 Dani PEDROSA Honda	12 1'46.168 30 Takaaki NAKAGAMI Honda
5	13 1'45.722 38 Bradley SMITH KTM	14 1'45.742 44 Pol ESPARGARO KTM	15 1'45.759 9 Danilo PETRUCCI Ducati
6	16 1'45.765 55 Hafizh SYAHRIN Yamaha	17 1'45.969 21 Franco MORBIDELLI Honda	18 1'46.072 17 Karel ABRAHAM Ducati
7	19 1'46.183 41 Aleix ESPARGARO Aprilia	20 1'46.441 89 Katsuyuki NAKASUGA Yamaha	21 1'46.571 45 Scott REDDING Aprilia
8	22 1'46.573 10 Xavier SIMEON Ducati	23 1'46.817 12 Thomas LUTHI Honda	24 1'47.106 50 Sylvain GUINTOLI Suzuki

The results are provisional until the end of the limit for protest and appeals and until the ratification of the Event Management Committee.

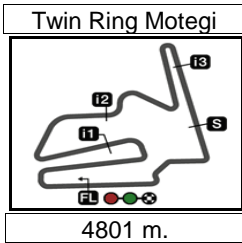
Time limit for protest expires 60' at the latest after publication of the results - Mr. Time:

These data/results cannot be reproduced, stored and/or transmitted in whole or in part by any manner of electronic, mechanical, photocopying, recording, broadcasting or otherwise now known or herein after developed without the previous express consent by the copyright owner, except for reproduction in daily press and regular printed publications on sale to the public within 60 days of the event related to those data/results and always provided that copyright symbol appears together as follows below.

© DORNA, 2018

Official MotoGP Timing by TISSOT
 www.motogp.com





Results and timing service provided by TISSOT

MotoGP™

MOTUL GRAND PRIX OF JAPAN

Official Starting Grid

Race : 24 laps = 115.224 km

9

25
1'47.147
81 Jordi TORRES
Ducati

The results are provisional until the end of the limit for protest and appeals and until the ratification of the Event Management Committee.

Time limit for protest expires 60' at the latest after publication of the results - Mr. Time:

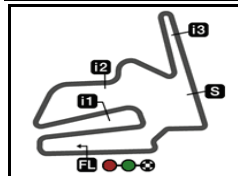
These data/results cannot be reproduced, stored and/or transmitted in whole or in part by any manner of electronic, mechanical, photocopying, recording, broadcasting or otherwise now known or herein after developed without the previous express consent by the copyright owner, except for reproduction in daily press and regular printed publications on sale to the public within 60 days of the event related to those data/results and always provided that copyright symbol appears together as follows below.

© DORNA, 2018

Official MotoGP Timing by TISSOT
www.motogp.com

Motegi, Sunday, October 21, 2018





4801 m.

MOTUL GRAND PRIX OF JAPAN

Race

Top Speed & Average



Rider	Nation	Motorcycle	Top 5 speeds					Average	Top
25 Maverick VIÑALES	SPA	YAMAHA	311.9	310.8	310.2	310.1	309.5	310.5	311.9
4 Andrea DOVIZIOSO	ITA	DUCATI	311.8	309.4	308.9	308.9	308.2	309.4	311.8
26 Dani PEDROSA	SPA	HONDA	310.7	309.7	309.1	309.0	309.0	309.5	310.7
19 Alvaro BAUTISTA	SPA	DUCATI	309.9	309.5	309.5	309.2	309.1	309.4	309.9
35 Cal CRUTCHLOW	GBR	HONDA	309.8	309.6	309.3	309.2	309.1	309.4	309.8
29 Andrea IANNONE	ITA	SUZUKI	309.1	308.9	307.6	305.4	305.3	306.9	309.1
46 Valentino ROSSI	ITA	YAMAHA	309.0	308.1	307.3	306.8	306.7	307.6	309.0
93 Marc MARQUEZ	SPA	HONDA	308.8	308.8	308.6	308.4	308.2	308.6	308.8
42 Alex RINS	SPA	SUZUKI	308.5	308.2	308.1	308.0	307.6	307.9	308.5
9 Danilo PETRUCCI	ITA	DUCATI	308.4	308.2	307.9	307.6	307.5	307.9	308.4
44 Pol ESPARGARO	SPA	KTM	308.2	307.7	307.4	307.0	306.8	307.3	308.2
81 Jordi TORRES	SPA	DUCATI	308.0	308.0	307.8	307.4	306.9	307.4	308.0
55 Hafizh SYAHRIN	MAL	YAMAHA	306.7	304.7	303.6	303.3	303.2	304.1	306.7
43 Jack MILLER	AUS	DUCATI	306.6	306.2	306.0	304.9	304.9	305.7	306.6
45 Scott REDDING	GBR	APRILIA	306.5	304.2	303.4	303.2	303.2	304.1	306.5
5 Johann ZARCO	FRA	YAMAHA	306.0	305.8	305.7	305.6	305.3	305.6	306.0
50 Sylvain GUINTOLI	FRA	SUZUKI	305.6	304.8	304.7	304.5	304.3	304.6	305.6
17 Karel ABRAHAM	CZE	DUCATI	305.5	305.4	304.0	303.7	301.5	304.0	305.5
89 Katsuyuki NAKASUGA	JPN	YAMAHA	305.0	304.7	304.1	303.6	303.4	304.2	305.0
41 Aleix ESPARGARO	SPA	APRILIA	304.6	303.2	302.9	302.7	302.3	303.1	304.6
38 Bradley SMITH	GBR	KTM	304.0	303.3	303.2	303.1	302.6	303.1	304.0
30 Takaaki NAKAGAMI	JPN	HONDA	303.9	303.8	303.7	303.4	303.2	303.6	303.9
12 Thomas LUTHI	SWI	HONDA	303.7	303.7	302.5	302.5	302.3	302.9	303.7
21 Franco MORBIDELLI	ITA	HONDA	303.5	303.1	302.9	302.6	302.3	302.9	303.5
10 Xavier SIMEON	BEL	DUCATI	302.8	302.6	302.5	302.0	302.0	302.3	302.8

These data/results cannot be reproduced, stored and/or transmitted in whole or in part by any manner of electronic, mechanical, photocopying, recording, broadcasting or otherwise now known or herein after developed without the previous express consent by the copyright owner, except for reproduction in daily press and regular printed publications on sale to the public within 60 days of the event related to those data/results and always provided that copyright symbol appears together as follows below.


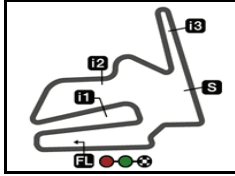
© DORNA, 2018

Official MotoGP Timing by TISSOT
www.motogp.com




Motegi, Sunday, October 21, 2018

Twin Ring Motegi

Results and timing service provided by  **TISSOT****MotoGP™**

4801 m.

MOTUL GRAND PRIX OF JAPAN**Race****Fastest Laps Sequence**

<i>Lap</i>	<i>Race Time</i>	 <i>Rider</i>	<i>Nation</i>	<i>Motorcycle</i>	<i>Time</i>	<i>Km/h</i>	<i>Riders's Lap</i>
2	3'38.739	4 Andrea DOVIZIOSO	ITA	DUCATI	1'46.199	162.7	2
2	3'38.941	93 Marc MARQUEZ	SPA	HONDA	1'46.181	162.7	2
2	3'39.393	43 Jack MILLER	AUS	DUCATI	1'46.167	162.7	2
2	3'39.499	35 Cal CRUTCHLOW	GBR	HONDA	1'46.095	162.9	2
3	5'26.527	46 Valentino ROSSI	ITA	YAMAHA	1'46.052	162.9	3
4	7'12.551	46 Valentino ROSSI	ITA	YAMAHA	1'46.024	163.0	4
4	7'12.853	42 Alex RINS	SPA	SUZUKI	1'45.983	163.0	4
5	8'59.839	29 Andrea IANNONE	ITA	SUZUKI	1'45.812	163.3	5
6	10'44.230	4 Andrea DOVIZIOSO	ITA	DUCATI	1'45.790	163.3	6
18	31'58.688	4 Andrea DOVIZIOSO	ITA	DUCATI	1'45.746	163.4	18
19	33'44.384	4 Andrea DOVIZIOSO	ITA	DUCATI	1'45.696	163.5	19
19	33'44.608	93 Marc MARQUEZ	SPA	HONDA	1'45.646	163.5	19

These data/results cannot be reproduced, stored and/or transmitted in whole or in part by any manner of electronic, mechanical, photocopying, recording, broadcasting or otherwise now known or herein after developed without the previous express consent by the copyright owner, except for reproduction in daily press and regular printed publications on sale to the public within 60 days of the event related to those data/results and always provided that copyright symbol appears together as follows below.

© DORNA, 2018

Official MotoGP Timing by TISSOT
www.motogp.com

Motegi, Sunday, October 21, 2018

