
**MOTUL TT ASSEN****Race****Classification after 22 laps = 99.924 km****29**

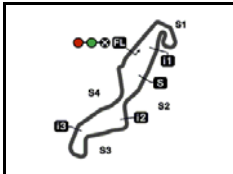
Pos		Rider	Nation	Team	Motorcycle	Total Time	Km/h	Gap
1	25	88 Jorge MARTIN	SPA	Del Conca Gresini Moto3	HONDA	37'56.485	158.0	
2	20	44 Aron CANET	SPA	Estrella Galicia 0,0	HONDA	37'57.150	157.9	0.665
3	16	33 Enea BASTIANINI	ITA	Leopard Racing	HONDA	37'57.203	157.9	0.718
4	13	5 Jaume MASIA	SPA	Bester Capital Dubai	KTM	38'07.327	157.2	10.842
5	11	84 Jakub KORNFEIL	CZE	Redox PruestelGP	KTM	38'07.438	157.2	10.953
6	10	48 Lorenzo DALLA PORTA	ITA	Leopard Racing	HONDA	38'07.806	157.2	11.321
7	9	40 Darryn BINDER	RSA	Red Bull KTM Ajo	KTM	38'07.828	157.2	11.343
8	8	19 Gabriel RODRIGO	ARG	RBA BOE Skull Rider	KTM	38'08.222	157.2	11.737
9	7	21 Fabio DI GIANNANTONIO	ITA	Del Conca Gresini Moto3	HONDA	38'08.241	157.2	11.756
10	6	42 Marcos RAMIREZ	SPA	Bester Capital Dubai	KTM	38'08.251	157.2	11.766
11	5	8 Nicolo BULEGA	ITA	SKY Racing Team VR46	KTM	38'08.262	157.2	11.777
12	4	10 Dennis FOGGIA	ITA	SKY Racing Team VR46	KTM	38'12.458	157.1	15.973
13	3	24 Tatsuki SUZUKI	JPN	SIC58 Squadra Corse	HONDA	38'19.768	156.4	23.283
14	2	75 Albert ARENAS	SPA	Angel Nieto Team Moto3	KTM	38'20.252	156.3	23.767
15	1	23 Niccolò ANTONELLI	ITA	SIC58 Squadra Corse	HONDA	38'20.312	156.3	23.827
16		27 Kaito TOBA	JPN	Honda Team Asia	HONDA	38'20.335	156.3	23.850
17		14 Tony ARBOLINO	ITA	Marinelli Snipers Team	HONDA	38'20.525	156.3	24.040
18		65 Philipp OETTL	GER	Sudmetal Schedl GP Racing	KTM	38'22.287	156.3	25.802
19		71 Ayumu SASAKI	JPN	Petronas Sprinta Racing	HONDA	38'23.582	156.1	27.097
20		22 Kazuki MASAKI	JPN	RBA BOE Skull Rider	KTM	38'23.681	156.1	27.196
21		7 Adam NORRODIN	MAL	Petronas Sprinta Racing	HONDA	38'23.745	156.1	27.260
22		41 Nakaran ATIRATPHUVAP	THA	Honda Team Asia	HONDA	38'23.888	156.1	27.403
23		32 Ai OGURA	JPN	Asia Talent Team	HONDA	38'24.129	156.1	27.644
24		11 Livio LOI	BEL	Reale Avintia Academy 77	KTM	38'24.524	156.0	28.039
25		72 Alonso LOPEZ	SPA	Estrella Galicia 0,0	HONDA	38'27.004	156.1	30.519
26		16 Andrea MIGNO	ITA	Angel Nieto Team Moto3	KTM	38'31.423	155.6	34.938
27		81 Stefano NEPA	ITA	CIP - Green Power	KTM	38'48.555	154.4	52.070
28		18 Ryan VAN DE LAGEMAA	NED	Lamotec Lagemaat Racing	KTM	38'12.927	149.7	1 lap
Not classified								
		12 Marco BEZZECCHI	ITA	Redox PruestelGP	KTM	36'14.724	157.8	1 lap
		17 John MCPHEE	GBR	CIP - Green Power	KTM	34'31.954	157.8	2 laps

The results are provisional until the end of the limit for protest and appeals.

Time limit for protest expires 30' after publication of the results - Time:


These data/results cannot be reproduced, stored and/or transmitted in whole or in part by any manner of electronic, mechanical, photocopying, recording, broadcasting or otherwise now known or herein after developed without the previous express consent by the copyright owner, except for reproduction in daily press and regular printed publications on sale to the public within 60 days of the event related to those data/results and always provided that copyright symbol appears together as follows below.

© DORNA, 2018



4542 m.

MOTUL TT ASSEN**Race****Classification after 22 laps = 99.924 km****29**

Pos	 Rider	Nation Team	Motorcycle	Total Time	Km/h	Gap
-----	---	-------------	------------	------------	------	-----

Race condition: Dry

Air: 23°
Humidity: 36%
Ground: 35°

Pole Position:**Fastest Lap (New record):****Circuit Record Lap:****Circuit Best Lap:**

	Jorge MARTIN	1'42.039	160.2 Km/h
Lap 5	Aron CANET	1'42.007	160.2 Km/h
2015	Jorge NAVARRO	1'42.135	160.0 Km/h
2015	Enea BASTIANINI	1'41.283	161.4 Km/h

10:45'00

10:58'00

11:00'57

11:02'11

11:12'05

11:19'48

11:26'23

11:29'22

11:36'45

11:36'59

11:38'25

Alonso LOPEZDennis FOGGIAPhilipp OETTLAlonso LOPEZ

John MCPHEE

Dennis FOGGIA

Marco BEZZECCHI

SIGHTING LAP START**WARM UP LAP START****RACE START****No jump start****1.5 seconds penalty to be imposed at the end of the race****2 seconds penalty to be imposed at the end of the race****1.8 seconds penalty to be imposed at the end of the race****1.4 seconds penalty to be imposed at the end of the race**

crashed out - Rider OK

2 seconds penalty to be imposed at the end of the race

crashed out - Rider OK

The results are provisional until the end of the limit for protest and appeals.

Time limit for protest expires 30' after publication of the results - Time:

These data/results cannot be reproduced, stored and/or transmitted in whole or in part by any manner of electronic, mechanical, photocopying, recording, broadcasting or otherwise now known or herein after developed without the previous express consent by the copyright owner, except for reproduction in daily press and regular printed publications on sale to the public within 60 days of the event related to those data/results and always provided that copyright symbol appears together as follows below.

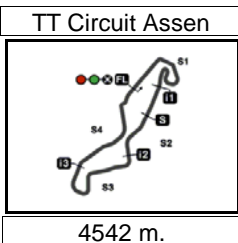
© DORNA, 2018

Official MotoGP Timing by TISSOT
www.motogp.com

Assen, Sunday, July 01, 2018

Page 2 of 2





Results and timing service provided by **TISSOT**

Revised
Moto3™

MOTUL TT ASSEN

World Championship Classification

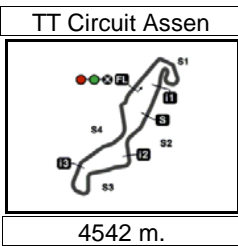
30

Rider	Nation	Points	Leader	Previous	QAT	ARG	AME	SPA	FRA	ITA	CAT	NED	GER	CZE	AUT	GBR	RSM	ARA	THA	JPN	AUS	MAL	VAL	
1 MARTIN Jorge	SPA	105			25	5	25	-	-	25	-	25												
2 BEZZECCHI Marco	ITA	103	2	2	2	25	16	20	-	20	20	-												
3 DI GIANNANTONIO Fabi	ITA	91	14	12	10	16	11	9	13	16	9	7												
4 BASTIANINI Enea	ITA	84	21	7	-	13	20	-	-	10	25	16												
5 CANET Aron	SPA	81	24	3	20	20	8	-	8	5	-	20												
6 RODRIGO Gabriel	ARG	65	40	16	11	7	4	6	-	13	16	8												
7 MIGNO Andrea	ITA	56	49	9	6	3	13	3	20	11	-	0												
8 KORNFEIL Jakub	CZE	52	53	4	7	2	9	8	10	0	5	11												
9 ANTONELLI Niccolò	ITA	45	60	7	13	8	0	5	11	7	-	1												
10 RAMIREZ Marcos	SPA	44	61	1	1	4	-	16	16	1	-	6												
11 DALLA PORTA Lorenzo	ITA	43	62	1	16	9	0	-	-	8	0	10												
12 SUZUKI Tatsuki	JPN	38	67	5	-	0	7	10	7	0	11	3												
13 OETTL Philipp	GER	36	69	2	-	0	10	25	1	0	0	0												
14 MASIA Jaume	SPA	34	71	2	4	-	0	11	6	-	-	13												
15 LOPEZ Alonso	SPA	31	74	3	-	10	0	13	0	0	8	0												
16 ARENAS Albert	SPA	30	75	1	-	-	1	-	25	2	-	2												
17 TOBA Kaito	JPN	26	79	4	9	0	-	7	0	0	10	0												
18 ARBOLINO Tony	ITA	24	81	2	0	6	0	-	9	9	-	0												
19 MCPHEE John	GBR	23	82	1	-	0	2	-	4	4	13	-												
20 BINDER Darryn	RSA	20	85	3	-	0	3	-	5	3	-	9												
21 NORRODIN Adam	MAL	19	86	1	5	11	-	0	-	-	3	0												
22 SASAKI Ayumu	JPN	17	88	2	8	0	5	4	0	0	-	0												
23 FOGGIA Dennis	ITA	13	92	4	0	-	0	-	2	-	7	4												
24 YURCHENKO Makar	KAZ	9	96	4	0	0	0	2	3	-	4	-												
25 LOI Livio	BEL	8	97	1	-	1	6	0	0	0	1	0												
26 FERNANDEZ Raul	SPA	6	99	2	-	-	-	-	-	-	6	-												
27 PAGLIANI Manuel	ITA	6	99	0	-	-	-	-	-	6	-	-												
28 BULEGA Nicolo	ITA	5	100	1	-	-	-	0	-	0	-	5												

These data/results cannot be reproduced, stored and/or transmitted in whole or in part by any manner of electronic, mechanical, photocopying, recording, broadcasting or otherwise now known or herein after developed without the previous express consent by the copyright owner, except for reproduction in daily press and regular printed publications on sale to the public within 60 days of the event related to those data/results and always provided that copyright symbol appears together as follows below.
© DORNA, 2018

Official MotoGP Timing by **TISSOT**
www.motogp.com





Results and timing service provided by **TISSOT**

Revised
Moto3™

MOTUL TT ASSEN

World Championship Classification

30

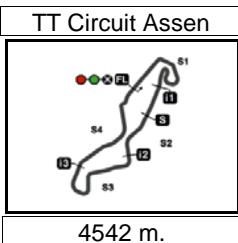
29	MASAKI Kazuki	JPN	3	102	2	3	0	0	0	0	0	-	0
30	ATIRATPHUVAPAT Nak	THA	2	103	1	0	0	0	0	0	0	2	0
31	OGURA Ai	JPN	1	104	1	-	-	-	1	-	-	-	0
32	NEPA Stefano	ITA	0	105	1	-	-	-	-	-	-	-	0
33	VAN DE LAGEMAAT Ry	NED	0	105	0	-	-	-	-	-	-	-	0

These data/results cannot be reproduced, stored and/or transmitted in whole or in part by any manner of electronic, mechanical, photocopying, recording, broadcasting or otherwise now known or herein after developed without the previous express consent by the copyright owner, except for reproduction in daily press and regular printed publications on sale to the public within 60 days of the event related to those data/results and always provided that copyright symbol appears together as follows below.

© DORNA, 2018

Official MotoGP Timing by **TISSOT**
www.motogp.com





Results and timing service provided by TISSOT

Revised
Moto3™

MOTUL TT ASSEN

World Championship Classification

30

Constructor	Points	Leader	Previous	QAT	ARG	AME	SPA	FRA	ITA	CAT	NED	GER	CZE	AUT	GBR	RSM	ARA	THA	JPN	AUS	MAL	VAL
1 HONDA	171			25	20	25	13	13	25	25	25											
2 KTM	155	16	16	11	25	16	25	25	20	20	13											


Team	Points	Leader	Previous	QAT	ARG	AME	SPA	FRA	ITA	CAT	NED	GER	CZE	AUT	GBR	RSM	ARA	THA	JPN	AUS	MAL	VAL
1 DEL CONCA GRESINI MOTO3	196			35	21	36	9	13	41	9	32											
2 REDOX PRUESTELGP	155	41	41	9	27	25	28	10	20	25	11											
3 LEOPARD RACING	127	69	28	16	22	20	-	-	18	25	26											
4 ESTRELLA GALICIA 0,0	112	84	15	20	30	8	13	8	5	8	20											
5 ANGEL NIETO TEAM MOTO3	86	110	26	6	3	14	3	45	13	-	2											
6 SIC58 SQUADRA CORSE	83	113	3	13	8	7	15	18	7	11	4											
7 BESTER CAPITAL DUBAI	78	118	5	5	4	-	27	22	1	-	19											
8 RBA BOE SKULL RIDER	68	128	10	14	7	4	6	-	13	16	8											
9 SUDMETAL SCHEDL GP RACI	36	160	32	-	-	10	25	1	-	-	-											
10 PETRONAS SPRINTA RACING	36	160	0	13	11	5	4	-	-	3	-											
11 CIP - GREEN POWER	32	164	4	-	-	2	2	7	4	17	-											
12 HONDA TEAM ASIA	28	168	4	9	-	-	7	-	-	12	-											
13 MARINELLI SNIPERS TEAM	24	172	4	-	6	-	-	9	9	-	-											
14 RED BULL KTM AJO	20	176	4	-	-	3	-	5	3	-	9											
15 SKY RACING TEAM VR46	18	178	2	-	-	-	-	2	-	7	9											

These data/results cannot be reproduced, stored and/or transmitted in whole or in part by any manner of electronic, mechanical, photocopying, recording, broadcasting or otherwise now known or herein after developed without the previous express consent by the copyright owner, except for reproduction in daily press and regular printed publications on sale to the public within 60 days of the event related to those data/results and always provided that copyright symbol appears together as follows below.
© DORNA, 2018

Official MotoGP Timing by TISSOT
www.motogp.com

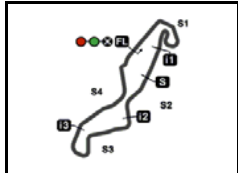


TT Circuit Assen

Results and timing service provided by  **TISSOT**

Revised

Moto3™



MOTUL TT ASSEN

4542 m.

World Championship Classification

30

16 REALE AVINTIA ACADEMY 77 8 188 10 - 1 6 - - - 1 -

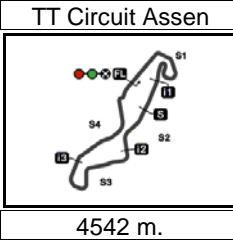
These data/results cannot be reproduced, stored and/or transmitted in whole or in part by any manner of electronic, mechanical, photocopying, recording, broadcasting or otherwise now known or herein after developed without the previous express consent by the copyright owner, except for reproduction in daily press and regular printed publications on sale to the public within 60 days of the event related to those data/results and always provided that copyright symbol appears together as follows below.
© DORNA, 2018

Official MotoGP Timing by **TISSOT**
www.motogp.com

Assen, Sunday, July 01, 2018

Page 4 of 4





MOTUL TT ASSEN

Race

Lap Chart

31

Pos	1	2	3	4	5	6	7	8	9	10	11	12	13	14	15	16	17	18	19	20	21	22	23	24	25	26	27	28	29	30
Grid	88	33	8	44	48	17	21	12	42	19	14	23	11	65	5	24	40	16	75	41	72	32	84	22	81	18	71	10	27	7

1	88	33	12	48	44	21	17	14	19	42	40	8	11	23	5	65	72	16	71	32	75	22	24	84	7	10	27	41	81	18	
2	88	12	33	44	17	48	21	42	40	19	5	14	8	11	23	65	72	16	32	71	75	22	84	7	10	27	24	41	81	18	
3	88	12	33	44	17	21	48	42	5	40	8	19	14	65	72	11	23	84	75	71	32	16	10	22	27	24	41	7	81	18	
4	88	44	12	33	17	48	21	42	5	40	8	19	14	65	72	11	84	23	75	71	10	32	24	27	22	16	41	7	81	18	
5	44	88	12	33	17	5	42	21	48	40	19	8	14	65	84	11	72	23	75	10	24	71	27	32	22	16	7	41	81	18	
6	44	12	33	88	17	5	21	42	48	40	19	8	14	84	65	72	75	11	24	23	10	27	22	71	7	32	41	81	16	18	
7	44	12	33	17	88	5	21	42	48	40	19	8	14	84	65	24	75	72	10	11	27	23	7	71	32	22	41	16	81	18	
8	12	17	88	33	44	21	5	48	42	8	19	40	84	14	65	10	24	75	72	27	11	23	7	32	41	71	22	16	81	18	
9	12	88	33	17	44	21	48	42	5	8	40	19	84	14	65	10	27	75	24	72	23	11	7	32	71	41	22	16	81	18	
10	88	17	33	12	44	48	42	5	21	8	40	19	84	14	65	10	27	75	24	23	72	7	11	41	32	71	22	16	81	18	
L	11	88	33	17	12	44	21	5	40	42	48	19	8	84	14	65	27	10	24	75	23	72	7	41	32	11	22	71	16	81	18
a	12	17	88	33	12	44	5	40	21	84	19	48	42	8	65	10	14	27	75	24	23	72	7	41	71	11	32	22	16	81	18
P	13	88	33	17	12	44	84	40	5	19	21	8	48	42	10	27	65	75	14	24	23	72	71	7	41	11	32	22	16	81	18
S	14	17	88	33	12	44	84	5	40	21	19	8	42	48	10	75	65	14	24	27	23	71	32	7	72	22	41	11	16	81	18
	15	88	33	17	12	44	84	21	19	40	8	48	5	42	10	75	27	24	14	65	23	32	71	7	22	11	72	41	16	81	18
	16	88	33	12	44	17	84	21	40	48	5	19	8	42	10	27	75	24	65	14	23	71	72	7	32	22	11	41	16	81	18
	17	12	44	33	88	17	84	5	48	19	21	40	42	8	10	27	24	65	75	14	23	72	32	71	41	22	7	11	16	81	18
	18	12	44	33	88	17	48	84	5	40	21	19	42	8	10	27	75	24	14	65	23	32	71	72	41	7	11	22	16	81	18
	19	12	88	44	33	17	84	40	48	21	19	5	42	8	10	27	75	24	14	23	65	22	32	71	7	41	11	72	16	81	18
	20	88	33	44	17	12	84	40	21	5	48	19	42	8	10	27	75	24	14	23	65	22	41	71	32	7	72	11	16	81	18
	21	88	44	33	12	84	5	21	40	48	19	42	8	10	27	24	75	65	14	23	22	71	41	72	32	7	11	16	81	18	
	22	88	44	33	5	84	48	40	19	21	42	8	10	24	75	23	27	65	14	71	22	7	41	72	32	11	16	81			

Winner Lapped rider

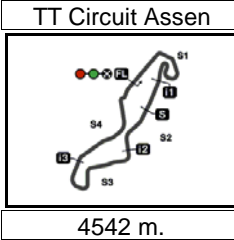
These data/results cannot be reproduced, stored and/or transmitted in whole or in part by any manner of electronic, mechanical, photocopying, recording, broadcasting or otherwise now known or herein after developed without the previous express consent by the copyright owner, except for reproduction in daily press and regular printed publications on sale to the public within 60 days of the event related to those data/results and always provided that copyright symbol appears together as follows below.

© DORNA, 2018

Official MotoGP Timing by TISSOT
www.motogp.com

Assen, Sunday, July 01, 2018





MOTUL TT ASSEN

Race

Fastest Lap of Each Rider

32

	Rider	Nation	Team	Motorcycle	Time	Lap Total	Gap
1	44 Aron CANET	SPA	Estrella Galicia 0,0	HONDA	1'42.007	5 22	
2	17 John MCPHEE	GBR	CIP - Green Power	KTM	1'42.217	5 20	0.210 0.210
3	33 Enea BASTIANINI	ITA	Leopard Racing	HONDA	1'42.337	6 22	0.330 0.120
4	12 Marco BEZZECCHI	ITA	Redox PruestelGP	KTM	1'42.351	5 21	0.344 0.014
5	88 Jorge MARTIN	SPA	Del Conca Gresini Moto3	HONDA	1'42.561	3 22	0.554 0.210
6	84 Jakub KORNFEIL	CZE	Redox PruestelGP	KTM	1'42.592	4 22	0.585 0.031
7	5 Jaume MASIA	SPA	Bester Capital Dubai	KTM	1'42.650	2 22	0.643 0.058
8	19 Gabriel RODRIGO	ARG	RBA BOE Skull Rider	KTM	1'42.865	5 22	0.858 0.215
9	42 Marcos RAMIREZ	SPA	Bester Capital Dubai	KTM	1'42.916	2 22	0.909 0.051
10	24 Tatsuki SUZUKI	JPN	SIC58 Squadra Corse	HONDA	1'42.921	6 22	0.914 0.005
11	8 Nicolo BULEGA	ITA	SKY Racing Team VR46	KTM	1'42.963	3 22	0.956 0.042
12	21 Fabio DI GIANNANTONIO	ITA	Del Conca Gresini Moto3	HONDA	1'42.967	3 22	0.960 0.004
13	48 Lorenzo DALLA PORTA	ITA	Leopard Racing	HONDA	1'43.008	6 22	1.001 0.041
14	10 Dennis FOGGIA	ITA	SKY Racing Team VR46	KTM	1'43.026	5 22	1.019 0.018
15	75 Albert ARENAS	SPA	Angel Nieto Team Moto3	KTM	1'43.041	5 22	1.034 0.015
16	40 Darryn BINDER	RSA	Red Bull KTM Ajo	KTM	1'43.055	6 22	1.048 0.014
17	27 Kaito TOBA	JPN	Honda Team Asia	HONDA	1'43.070	11 22	1.063 0.015
18	65 Philipp OETTL	GER	Sudmetal Schedl GP Racing	KTM	1'43.135	7 22	1.128 0.065
19	22 Kazuki MASAKI	JPN	RBA BOE Skull Rider	KTM	1'43.177	5 22	1.170 0.042
20	71 Ayumu SASAKI	JPN	Petronas Sprinta Racing	HONDA	1'43.287	9 22	1.280 0.110
21	14 Tony ARBOLINO	ITA	Marinelli Snipers Team	HONDA	1'43.300	9 22	1.293 0.013
22	32 Ai OGURA	JPN	Asia Talent Team	HONDA	1'43.409	9 22	1.402 0.109
23	7 Adam NORRODIN	MAL	Petronas Sprinta Racing	HONDA	1'43.427	9 22	1.420 0.018
24	72 Alonso LOPEZ	SPA	Estrella Galicia 0,0	HONDA	1'43.445	2 22	1.438 0.018
25	41 Nakarin ATIRATPHUVAPAT	THA	Honda Team Asia	HONDA	1'43.506	9 22	1.499 0.061
26	23 Niccolò ANTONELLI	ITA	SIC58 Squadra Corse	HONDA	1'43.745	11 22	1.738 0.239
27	16 Andrea MIGNO	ITA	Angel Nieto Team Moto3	KTM	1'43.748	5 22	1.741 0.003
28	11 Livio LOI	BEL	Reale Avintia Academy 77	KTM	1'43.749	4 22	1.742 0.001
29	81 Stefano NEPA	ITA	CIP - Green Power	KTM	1'44.421	3 22	2.414 0.672
30	18 Ryan VAN DE LAGEMAAT	NED	Lamotec Lagemaat Racing	KTM	1'47.841	6 21	5.834 3.420

These data/results cannot be reproduced, stored and/or transmitted in whole or in part by any manner of electronic, mechanical, photocopying, recording, broadcasting or otherwise now known or herein after developed without the previous express consent by the copyright owner, except for reproduction in daily press and regular printed publications on sale to the public within 60 days of the event related to those data/results and always provided that copyright symbol appears together as follows below.

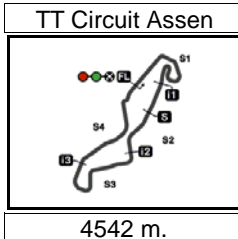
© DORNA, 2018

Official MotoGP Timing by TISSOT
www.motogp.com

Assen, Sunday, July 01, 2018







MOTUL TT ASSEN

After the Race

Event Best Maximum Speed

33



Rider	Nation Team	Motorcycle	Km/h	
7 Adam NORRODIN	MAL Petronas Sprinta Racing	HONDA	223.0	Free Practice Nr. 3
48 Lorenzo DALLA PORTA	ITA Leopard Racing	HONDA	221.9	Free Practice Nr. 2
5 Jaume MASIA	SPA Bester Capital Dubai	KTM	221.3	Free Practice Nr. 2
14 Tony ARBOLINO	ITA Marinelli Snipers Team	HONDA	221.2	Free Practice Nr. 3
32 Ai OGURA	JPN Asia Talent Team	HONDA	220.7	Free Practice Nr. 3
11 Livio LOI	BEL Reale Avintia Academy 77	KTM	220.7	Free Practice Nr. 2
71 Ayumu SASAKI	JPN Petronas Sprinta Racing	HONDA	220.4	Free Practice Nr. 3
27 Kaito TOBA	JPN Honda Team Asia	HONDA	220.1	Free Practice Nr. 1
65 Philipp OETTL	GER Sudmetal Schedl GP Racing	KTM	220.1	Race
19 Gabriel RODRIGO	ARG RBA BOE Skull Rider	KTM	220.0	Free Practice Nr. 3
84 Jakub KORNFEIL	CZE Redox PruestelGP	KTM	219.7	Free Practice Nr. 1
42 Marcos RAMIREZ	SPA Bester Capital Dubai	KTM	219.6	Race
12 Marco BEZZECCHI	ITA Redox PruestelGP	KTM	219.5	Free Practice Nr. 2
10 Dennis FOGGIA	ITA SKY Racing Team VR46	KTM	219.5	Race
22 Kazuki MASAKI	JPN RBA BOE Skull Rider	KTM	219.4	Race
8 Nicolo BULEGA	ITA SKY Racing Team VR46	KTM	219.1	Free Practice Nr. 3
33 Enea BASTIANINI	ITA Leopard Racing	HONDA	218.7	Qualifying
41 Nakarin ATIRATPHUVAPAT	THA Honda Team Asia	HONDA	218.3	Free Practice Nr. 3
88 Jorge MARTIN	SPA Del Conca Gresini Moto3	HONDA	218.2	Free Practice Nr. 1
17 John MCPHEE	GBR CIP - Green Power	KTM	218.2	Race
23 Niccolò ANTONELLI	ITA SIC58 Squadra Corse	HONDA	218.1	Free Practice Nr. 2
40 Darryn BINDER	RSA Red Bull KTM Ajo	KTM	218.0	Qualifying
44 Aron CANET	SPA Estrella Galicia 0,0	HONDA	217.4	Race
75 Albert ARENAS	SPA Angel Nieto Team Moto3	KTM	217.1	Free Practice Nr. 2
81 Stefano NEPA	ITA CIP - Green Power	KTM	216.8	Warm Up
24 Tatsuki SUZUKI	JPN SIC58 Squadra Corse	HONDA	216.5	Race
16 Andrea MIGNO	ITA Angel Nieto Team Moto3	KTM	215.6	Race
18 Ryan VAN DE LAGEMAAT	NED Lamotec Lagemaat Racing	KTM	215.3	Qualifying
72 Alonso LOPEZ	SPA Estrella Galicia 0,0	HONDA	215.1	Qualifying
21 Fabio DI GIANNANTONIO	ITA Del Conca Gresini Moto3	HONDA	214.4	Race

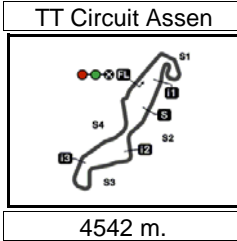
These data/results cannot be reproduced, stored and/or transmitted in whole or in part by any manner of electronic, mechanical, photocopying, recording, broadcasting or otherwise now known or herein after developed without the previous express consent by the copyright owner, except for reproduction in daily press and regular printed publications on sale to the public within 60 days of the event related to those data/results and always provided that copyright symbol appears together as follows below.

© DORNA, 2018

Official MotoGP Timing by TISSOT
www.motogp.com

Assen, Sunday, July 01, 2018





4542 m.

MOTUL TT ASSEN**Race****Chronological Analysis of Performances****34**

* Lap / Sector time cancelled

T1 Time from finish line to 1st intermediate

T3 Time from 2nd intermed. to 3rd intermed.

P Crossing the finish line in pit lane

T2 Time from 1st intermed. to 2nd intermed.

T4 Time from 3rd intermediate to finish line

Lap	Lap Time	T1	T2	T3	T4	Speed	Lap	Lap Time	T1	T2	T3	T4	Speed	
1st	88	Jorge MARTIN					Del Conca Gresini Mo SPA	20	1'44.330	35.097	16.585	28.728	23.920	211.8
		Runs=1	Total laps=22	Full laps=20			21	1'42.684	33.270	16.575	28.763	24.076	210.6	
							22	1'42.785	33.285	16.550	28.756	24.194	211.3	
1	1'48.092	38.653	16.554	28.750	24.135	207.7								
2	1'42.690	* 33.459	16.473	28.678	24.080	208.5								
3	1'42.561	33.408	16.464	28.742	23.947	208.9	3rd	33	Enea BASTIANINI					Leopard Racing ITA
4	1'42.588	33.523	16.410	28.630	24.025	209.6			Runs=1	Total laps=22	Full laps=20			
5	1'42.790	33.558	16.452	28.706	24.074	208.9	1	1'48.466	39.022	16.643	28.734	24.067	209.5	
6	1'43.112	33.611	16.627	28.653	24.221	209.9	2	1'42.913	33.484	16.757	28.778	23.894	209.3	
7	1'43.170	33.683	16.553	28.736	24.198	214.0	3	1'42.863	33.730	16.492	28.788	23.853	212.7	
8	1'43.711	33.681	16.403	29.334	24.293	215.5	4	1'42.748	33.738	16.513	28.562	23.935	214.0	
9	1'42.978	33.711	16.661	28.862	23.744	211.0	5	1'42.358	33.440	16.397	28.695	23.826	212.6	
10	1'43.472	33.761	16.453	28.728	24.530	209.4	6	1'42.337	33.398	16.411	28.664	23.864	212.9	
11	1'42.933	33.626	16.421	28.817	24.069	209.8	7	1'42.986	33.650	16.450	28.732	24.154	214.0	
12	1'43.337	33.686	16.346	28.847	24.458	209.9	8	1'44.105	33.677	16.422	29.801	24.205	215.0	
13	1'43.258	33.624	16.516	28.877	24.241	209.7	9	1'42.993	33.874	16.426	28.800	23.893	217.4	
14	1'44.004	33.820	16.438	29.032	24.714	209.0	10	1'43.578	33.801	16.623	28.750	24.404	211.3	
15	1'43.941	34.034	16.568	29.205	24.134	212.4	11	1'42.837	33.898	16.374	28.738	23.827	214.7	
16	1'43.132	33.566	16.501	28.943	24.122	209.8	12	1'43.320	33.787	16.390	28.814	24.329	214.9	
17	1'43.871	33.762	16.558	28.966	24.585	209.5	13	1'43.325	33.921	16.472	28.779	24.153	215.2	
18	1'44.066	34.206	16.593	29.161	24.106	214.2	14	1'43.939	33.867	16.425	28.924	24.723	212.3	
19	1'43.590	33.718	16.513	29.006	24.353	212.7	15	1'43.975	34.109	16.507	29.247	24.112	215.1	
20	1'43.536	34.293	16.523	28.678	24.042	208.1	16	1'43.131	33.731	16.444	28.831	24.125	212.7	
21	1'42.726	33.572	16.464	28.759	23.931	209.9	17	1'43.645	* 34.040	16.544	28.844	24.217	* 212.6	
22	1'42.927	33.508	16.535	28.788	24.096	209.9	18	1'44.045	34.139	16.632	29.142	24.132	214.0	
							19	1'43.990	34.032	16.466	28.992	24.500	216.3	
2nd	44	Aron CANET					Estrella Galicia 0,0 SPA	20	1'44.051	34.754	16.540	28.791	23.966	211.8
		Runs=1	Total laps=22	Full laps=21			21	1'42.905	33.629	16.422	28.766	24.088	214.4	
1	1'48.982	39.758	16.585	28.563	24.076	214.1	22	1'42.693	33.448	16.406	28.775	24.064	214.1	
2	1'42.482	33.387	16.476	28.551	24.068	211.8								
3	1'42.844	33.744	16.496	28.602	24.002	213.9	4th	5	Jaume MASIA					Bester Capital Dubai SPA
4	1'42.247	33.390	16.456	28.636	23.765	212.8			Runs=1	Total laps=22	Full laps=21			
5	1'42.007	33.171	16.450	28.534	23.852	211.8	1	1'51.002	41.114	16.693	29.022	24.173	219.5	
6	1'42.872	33.439	16.553	28.725	24.155	209.6	2	1'42.650	33.522	16.318	28.754	24.056	217.1	
7	1'42.835	33.525	16.580	28.819	23.911	209.5	3	1'42.855	33.689	16.347	28.878	23.941	215.4	
8	1'44.572	33.608	16.620	29.828	24.516	209.9	4	1'43.042	33.447	16.422	28.866	24.307	216.6	
9	1'43.211	33.955	16.522	28.746	23.988	215.9	5	1'43.328	33.686	16.619	28.877	24.146	213.0	
10	1'43.453	33.840	16.634	28.859	24.120	213.6	6	1'42.980	33.538	16.567	28.769	24.106	212.2	
11	1'43.174	34.100	16.546	28.610	23.918	213.5	7	1'43.487	33.708	16.553	29.029	24.197	212.8	
12	1'42.996	33.775	16.375	28.765	24.081	215.0	8	1'43.434	33.694	16.592	28.895	24.253	212.0	
13	1'43.537	34.079	16.430	28.815	24.213	215.0	9	1'43.580	33.619	16.745	28.927	24.289	205.7	
14	1'43.820	33.993	16.441	28.789	24.597	216.1	10	1'43.516	33.945	16.371	28.952	24.248	215.4	
15	1'43.997	34.112	16.534	29.129	24.222	217.4	11	1'43.898	33.915	16.556	29.135	24.292	214.3	
16	1'43.249	34.046	16.731	28.649	23.823	215.3	12	1'43.852	34.112	16.422	29.205	24.113	214.6	
17	1'43.139	33.841	16.505	28.753	24.040	214.2	13	1'44.380	33.903	16.754	29.219	24.504	211.5	
18	1'43.928	33.810	16.852	29.056	24.210	209.1	14	1'43.575	33.841	16.499	29.213	24.022	213.8	
19	1'44.006	33.874	16.616	28.984	24.532	212.3	15	1'44.773	35.143	16.391	29.184	24.055	218.0	

Fastest Lap: Jorge MARTIN Del Conca Gresini Mo SPA **1'42.561** 33.408 16.464 28.742 23.947

These data/results cannot be reproduced, stored and/or transmitted in whole or in part by any manner of electronic, mechanical, photocopying, recording, broadcasting or otherwise now known or herein after developed without the previous express consent by the copyright owner, except for reproduction in daily press and regular printed publications on sale to the public within 60 days of the event related to those data/results and always provided that copyright symbol appears together as follows below.
© DORNA, 2018

Race

Moto3

Lap	Lap Time	T1	T2	T3	T4	Speed	Lap	Lap Time	T1	T2	T3	T4	Speed
16	1'44.310	33.900	16.551	29.266	24.593	216.8	22	1'43.704	33.779	16.379	29.244	24.302	<u>219.9</u>
17	1'43.943	34.280	16.599	29.111	23.953	215.6	7th 40 Darryn BINDER Red Bull KTM Ajo RSA						
18	1'44.214	33.881	16.721	29.072	24.540	212.7	Runs=1 Total laps=22 Full laps=21						
19	1'44.486	34.017	16.780	29.320	24.369	215.7	1	1'50.393	40.893	16.486	29.110	<u>23.904</u>	214.4
20	1'43.175	33.753	16.452	28.971	23.999	213.8	2	1'43.071	33.619	16.494	28.776	24.182	213.1
21	1'43.174	33.843	16.466	28.921	23.944	215.1	3	1'43.233	33.554	16.523	28.865	24.291	212.2
22	1'43.673	33.544	16.705	29.108	24.316	213.5	4	1'43.061	<u>33.528</u>	16.458	<u>28.775</u>	24.300	214.1
5th 84 Jakub KORNFEL Redox PruestelGP CZE							5	1'43.660	33.887	16.463	29.274	24.036	214.7
Runs=1 Total laps=22 Full laps=20							6	<u>1'43.055</u>	33.693	16.373	28.831	24.158	214.4
1	1'52.808	41.972	16.939	29.209	24.688	212.1	7	1'43.405	33.819	16.366	28.976	24.244	216.0
2	1'43.678	34.179	16.530	28.673	24.296	212.9	8	1'43.638	33.844	16.427	28.998	24.369	214.9
3	1'44.096	34.183	16.457	29.375	24.081	215.6	9	1'43.653	33.826	16.480	29.076	24.271	214.5
4	<u>1'42.592</u>	33.578	16.559	<u>28.521</u>	<u>23.934</u>	211.1	10	1'43.339	33.657	16.614	28.983	24.085	214.7
5	1'43.477	33.840	16.557	29.018	24.062	216.3	11	1'43.523	33.723	16.377	29.129	24.294	216.3
6	1'42.976	33.562	16.567	28.810	24.037	211.8	12	1'43.764	34.016	<u>16.304</u>	29.217	24.227	216.3
7	1'42.704	<u>33.450</u>	16.523	28.750	23.981	212.4	13	1'44.057	33.903	16.636	29.335	24.183	213.0
8	1'43.254	33.651	16.595	28.887	24.121	211.3	14	1'43.897	33.741	16.506	29.325	24.325	211.0
9	1'43.060	33.517	16.571	28.948	24.024	211.4	15	1'44.115	33.936	16.454	29.390	24.335	216.3
10	1'43.221	33.688	16.577	28.907	24.049	210.8	16	1'44.454	34.033	16.706	29.273	24.442	212.1
11	1'42.876	33.628	16.439	28.859	23.950	213.9	17	1'45.089	34.412	16.994	29.420	24.263	210.7
12	1'43.268	33.848	<u>16.385</u>	28.871	24.164	<u>217.6</u>	18	1'43.575	33.844	16.492	29.037	24.202	213.1
13	1'43.635	33.762	16.656	29.126	24.091	212.9	19	1'43.828	34.052	16.591	29.098	24.087	213.8
14	1'43.762	33.788	16.604	29.182	24.188	211.0	20	1'43.292	33.649	16.548	29.019	24.076	209.5
15	1'44.022	33.863	16.701	29.231	24.227	210.8	21	1'43.935	34.149	16.568	29.231	23.987	213.6
16	1'44.524	34.323	16.801	29.138	24.262	211.2	22	1'43.791	33.596	16.409	29.349	24.437	<u>216.5</u>
17	1'44.366	34.158	16.778	29.109	24.321	210.3	8th 19 Gabriel RODRIGO RBA BOE Skull Rider ARG						
18	1'44.380	33.816	16.798	29.181	24.585	211.1	Runs=1 Total laps=22 Full laps=21						
19	1'43.730	33.991	16.544	28.993	24.202	214.1	1	1'49.868	40.353	16.626	28.872	24.017	212.7
20	1'43.489	33.632	16.706	28.949	24.202	210.7	2	1'43.729	33.682	16.578	29.032	24.437	213.1
21	1'43.538	33.637	16.657	29.120	24.124	211.3	3	1'43.924	34.238	16.463	28.906	24.317	214.1
22	1'43.982 *	33.557	16.691	29.065	24.669*	211.2	4	1'43.150	<u>33.429</u>	16.654	28.910	24.157	214.4
6th 48 Lorenzo DALLA PO Leopard Racing ITA							5	<u>1'42.865</u>	33.461	16.532	28.866	24.006	213.8
Runs=1 Total laps=22 Full laps=21							6	1'43.025	33.904	<u>16.422</u>	<u>28.617</u>	24.082	216.2
1	1'48.940	39.320	16.586	28.877	24.157	212.9	7	1'43.405	33.944	16.546	28.844	24.071	215.1
2	1'43.397	33.867	16.480	28.890	24.160	214.6	8	1'43.426	34.126	16.477	28.767	24.056	214.6
3	1'43.183	<u>33.710</u>	16.388	29.058	24.027	216.0	9	1'43.971	34.043	16.486	29.131	24.311	216.6
4	1'43.673	33.758	16.674	28.974	24.267	212.5	10	1'43.326	33.614	16.559	28.999	24.154	213.6
5	1'44.121	33.776	16.758	29.446	24.141	211.3	11	1'43.600	33.935	16.498	28.877	24.290	215.6
6	<u>1'43.008</u>	33.926	<u>16.352</u>	<u>28.766</u>	23.964	217.6	12	1'43.926	34.106	16.487	29.233	24.100	215.7
7	1'43.426	33.831	16.392	28.862	24.341	217.9	13	1'43.893	33.948	16.667	29.094	24.184	212.9
8	1'43.145	33.847	16.460	28.863	23.975	217.2	14	1'43.843	34.069	16.528	28.973	24.273	216.3
9	1'43.256	33.804	16.518	28.988	<u>23.946</u>	214.7	15	1'43.824	33.904	16.540	29.212	24.168	215.2
10	1'43.542	33.934	16.507	28.973	24.128	213.1	16	1'44.983	34.315	16.690	29.361	24.617	212.7
11	1'44.463	33.817	16.616	29.292	24.738	213.1	17	1'44.180	34.085	16.776	29.091	24.228	213.8
12	1'44.145	34.066	16.538	29.022	24.519	217.3	18	1'44.300	33.927	16.586	29.039	24.748	213.1
13	1'44.241	34.037	16.589	29.546	24.069	214.4	19	1'43.958	34.071	16.570	29.137	24.180	215.8
14	1'43.929	33.860	16.595	29.076	24.398	218.9	20	1'43.721	34.103	16.601	29.067	<u>23.950</u>	215.7
15	1'43.818	33.852	16.480	29.204	24.282	217.9	21	1'43.373	33.771	16.465	29.106	24.031	<u>217.0</u>
16	1'44.181	34.110	16.525	29.282	24.264	215.5	22	1'43.932	33.528	16.580	29.194	24.630	215.3
17	1'44.326	34.243	16.659	29.143	24.281	213.2	9th 21 Fabio DI GIANNANT Del Conca Gresini Mo ITA						
18	1'43.812	33.876	16.592	29.147	24.197	214.2	Runs=1 Total laps=22 Full laps=21						
19	1'44.265	33.985	16.863	29.151	24.266	211.9	1	1'49.163	39.484	16.688	28.994	23.997	210.3
20	1'43.751	34.352	16.445	28.933	24.021	216.2	2	1'43.270	33.560	16.817	<u>28.725</u>	24.168	209.4
21	1'43.480	33.887	16.478	29.124	23.991	218.5							

Fastest Lap: Jorge MARTIN Del Conca Gresini Mo SPA **1'42.561** 33.408 16.464 28.742 23.947

These data/results cannot be reproduced, stored and/or transmitted in whole or in part by any manner of electronic, mechanical, photocopying, recording, broadcasting or otherwise now known or herein after developed without the previous express consent by the copyright owner, except for reproduction in daily press and regular printed publications on sale to the public within 60 days of the event related to those data/results and always provided that copyright symbol appears together as follows below.
© DORNA, 2018

Race

Moto3

Lap	Lap Time	T1	T2	T3	T4	Speed	Lap	Lap Time	T1	T2	T3	T4	Speed
3	1'42.967	33.528	16.499	28.816	24.124	212.0	9	1'43.763	33.947	16.687	29.053	24.076	212.9
4	1'43.954	33.985	16.565	28.918	24.486	212.8	10	1'43.388	33.679	16.645	28.940	24.124	213.0
5	1'43.719	34.062	16.481	28.994	24.182	213.2	11	1'44.010	33.988	16.476	29.027	24.519	217.7
6	1'42.986	33.580	16.521	28.791	24.094	209.3	12	1'44.229	34.520	16.491	29.136	24.082	215.9
7	1'43.408	33.717	16.491	28.996	24.204	210.1	13	1'43.736	33.998	16.627	29.077	24.034	215.0
8	1'43.148	33.799	16.523	28.830	23.996	209.8	14	1'43.751	33.890	16.568	29.156	24.137	217.6
9	1'43.351	33.640	16.546	28.979	24.186	207.6	15	1'44.047	33.832	16.614	29.385	24.216	215.8
10	1'44.065	33.769	16.624	28.988	24.684	206.8	16	1'44.598	34.422	16.611	29.194	24.371	215.3
11	1'43.555	33.986	16.450	29.156	23.963	212.7	17	1'45.022 *	34.344	16.921	29.239	24.518*	214.8
12	1'44.355	33.872	16.500	29.404	24.579	209.5	18	1'43.663	33.859	16.653	29.064	24.087	214.0
13	1'44.335	33.940	16.623	29.239	24.533	214.2	19	1'44.043	34.176	16.686	29.023	24.158	214.5
14	1'43.551	33.752	16.543	29.042	24.214	211.8	20	1'43.746	34.172	16.619	28.937	24.018	216.0
15	1'43.745	33.703	16.654	29.144	24.244	211.1	21	1'43.321	33.682	16.549	29.035	24.055	218.4
16	1'44.535	34.081	16.995	29.294	24.165	208.1	22	1'43.671	33.741	16.605	29.007	24.318	215.7
17	1'45.007	34.581	17.138	29.190	24.098	208.4							
18	1'43.980	33.860	16.573	29.083	24.464	212.8							
19	1'43.875	34.052	16.548	29.093	24.182	214.4							
20	1'43.226	33.786	16.657	28.859	23.924	209.3							
21	1'43.592	33.800	16.636	28.996	24.160	209.5							
22	1'44.454	33.685	16.633	29.345	24.791	211.5							

10th 42 Marcos RAMIREZ Bester Capital Dubai SPA

Runs=1	Total laps=22	Full laps=20				
1	1'50.259	40.645	16.626	29.022	23.966	211.8
2	1'42.916	33.483	16.596	28.903	23.934	212.6
3	1'43.033	33.569	16.541	28.787	24.136	212.7
4	1'43.192	33.655	16.529	28.946	24.062	212.8
5	1'43.590	34.066	16.478	29.025	24.021	213.9
6	1'43.141	33.903	16.458	28.840	23.940	213.9
7	1'43.420	33.871	16.418	28.916	24.215	213.9
8	1'43.449	33.892	16.493	28.883	24.181	214.2
9	1'43.219	33.876	16.458	28.968	23.917	215.3
10	1'43.553	34.034	16.510	28.971	24.038	213.1
11	1'44.300 *	33.958	16.678	29.276	24.388*	213.7
12	1'44.418	34.770	16.475	29.028	24.145	215.5
13	1'44.172	34.019	16.601	29.140	24.412	214.7
14	1'43.629	33.936	16.554	29.095	24.044	214.3
15	1'44.248	34.210	16.460	29.181	24.397	216.6
16	1'44.333	34.171	16.581	29.296	24.285	216.2
17	1'44.776	34.430	16.849	29.247	24.250	215.6
18	1'43.634	33.837	16.588	29.112	24.097	214.4
19	1'44.094	34.206	16.469	29.259	24.160	215.1
20	1'43.631	34.085	16.513	29.063	23.970	216.6
21	1'43.374	33.790	16.461	29.174	23.949	219.6
22	1'43.870	33.752	16.478	29.297	24.343	215.7

11th 8 Nicolo BULEGA SKY Racing Team VR ITA

Runs=1	Total laps=22	Full laps=19				
1	1'50.597	40.697	16.782	29.063	24.055	214.2
2	1'43.739 *	33.618	16.612	29.232	24.277*	215.0
3	1'42.963	33.613	16.543	28.844	23.963	214.9
4	1'43.243	33.477	16.737	28.869	24.160	214.3
5	1'43.134	33.427	16.522	28.970	24.215	214.7
6	1'43.132	33.844	16.552	28.787	23.949	218.7
7	1'43.282	33.797	16.577	28.798	24.110	217.0
8	1'43.184	33.826	16.512	28.808	24.038	214.7

12th 10 Dennis FOGGIA SKY Racing Team VR ITA

Runs=1	Total laps=22	Full laps=20				
1	1'52.968	42.457	16.673	29.412	24.426	218.7
2	1'43.844	34.292	16.428	29.151	23.973	215.6
3	1'44.515 *	34.138	16.408	29.416	24.553*	218.2
4	1'43.546	33.915	16.533	28.910	24.188	212.8
5	1'43.026	33.539	16.458	29.071	23.958	212.7
6	1'43.347	33.597	16.495	29.145	24.110	217.3
7	1'43.842	33.679	16.910	29.237	24.016	216.9
8	1'43.399	33.887	16.379	29.001	24.132	214.6
9	1'43.316	33.567	16.474	29.270	24.005	213.5
10	1'43.223	33.612	16.503	29.018	24.090	213.2
11	1'43.304	33.637	16.498	29.077	24.092	213.1
12	1'43.452	33.786	16.413	29.186	24.067	214.8
13	1'44.167	33.968	16.457	29.490	24.252	215.5
14	1'43.663	33.731	16.566	29.186	24.180	212.0
15	1'43.580	33.717	16.478	29.182	24.203	214.0
16	1'43.738	33.886	16.529	29.182	24.141	212.9
17	1'43.787	33.806	16.505	29.363	24.113	213.3
18	1'43.633	33.813	16.532	29.160	24.128	212.3
19	1'43.608	33.855	16.421	29.162	24.170	214.7
20	1'43.750	33.897	16.563	29.185	24.105	219.5
21	1'43.274	33.657	16.324	29.314	23.979	217.7
22	1'43.476	33.712	16.530	29.052	24.182	215.6

13th 24 Tatsuki SUZUKI SIC58 Squadra Corse JPN

Runs=1	Total laps=22	Full laps=21				
1	1'52.782 *	41.812	16.845	29.229	24.896*	214.6
2	1'44.353	34.508	16.455	29.163	24.227	214.9
3	1'44.498	34.126	16.467	29.187	24.718	216.5
4	1'43.525	33.875	16.466	29.070	24.114	212.4
5	1'42.986	33.819	16.334	28.863	23.970	216.4
6	1'42.921	33.564	16.352	28.795	24.210	213.1
7	1'43.547	33.756	16.642	29.061	24.088	216.2
8	1'44.044	33.804	16.940	29.105	24.195	207.5
9	1'43.611	33.727	16.445	29.270	24.169	213.7
10	1'43.176	33.776	16.421	28.846	24.133	213.5
11	1'43.352	33.818	16.354	29.103	24.077	213.2
12	1'43.656	33.732	16.307	28.965	24.652	214.7
13	1'44.307	33.855	16.455	29.276	24.721	215.0
14	1'44.479	33.994	16.461	29.137	24.887	215.1

Fastest Lap: Jorge MARTIN Del Conca Gresini Mo SPA 1'42.561 33.408 16.464 28.742 23.947

These data/results cannot be reproduced, stored and/or transmitted in whole or in part by any manner of electronic, mechanical, photocopying, recording, broadcasting or otherwise now known or herein after developed without the previous express consent by the copyright owner, except for reproduction in daily press and regular printed publications on sale to the public within 60 days of the event related to those data/results and always provided that copyright symbol appears together as follows below.
© DORNA, 2018



Race

Moto3

Lap	Lap Time	T1	T2	T3	T4	Speed	Lap	Lap Time	T1	T2	T3	T4	Speed
15	1'44.242	34.368	16.281	29.259	24.334	215.9	21	1'44.189	34.283	16.540	29.179	24.187	213.7
16	1'44.814	34.028	16.626	29.404	24.756	213.9	22	1'44.573	33.965	16.674	29.270	24.664	212.2
17	1'45.452	34.816	16.502	29.479	24.655	214.1	16th 27 Kaito TOBA Honda Team Asia JPN						
18	1'45.273	34.291	16.875	29.538	24.569	208.6	Runs=1 Total laps=22 Full laps=21						
19	1'45.371	34.533	16.761	29.537	24.540	216.0	1	1'53.055	42.361	16.893	29.363	24.438	213.6
20	1'44.930	34.239	16.978	29.270	24.443	208.5	2	1'43.977	34.311	16.526	29.117	24.023	216.3
21	1'43.684	33.845	16.525	29.097	24.217	213.2	3	1'44.490	34.080	16.495	29.210	24.705	217.9
22	1'44.765	34.039	16.820	29.440	24.466	209.1	4	1'43.756	34.338	16.393	29.116	23.909	215.8
14th 75 Albert ARENAS Angel Nieto Team Mot SPA							5	1'43.150	33.749	16.430	28.884	24.087	217.0
Runs=1 Total laps=22 Full laps=21							6	1'43.624	34.145	16.627	28.874	23.978	215.9
1	1'52.544	41.745	16.700	29.393	24.706	214.3	7	1'43.350	33.667	16.549	29.190	23.944	215.0
2	1'43.761	33.944	16.591	29.012	24.214	212.8	8	1'43.583	33.910	16.525	28.992	24.156	217.4
3	1'44.421	34.024	16.553	29.486	24.358	214.1	9	1'43.120	33.610	16.408	29.172	23.930	216.0
4	1'43.470	33.679	16.463	29.029	24.299	212.4	10	1'43.092	33.605	16.443	28.938	24.106	212.8
5	1'43.041	33.557	16.407	28.970	24.107	211.6	11	1'43.070	33.749	16.411	28.979	23.931	214.1
6	1'43.487	33.709	16.498	29.051	24.229	216.0	12	1'43.851	34.081	16.436	29.056	24.278	214.6
7	1'44.090	33.761	17.174	28.932	24.223	212.3	13	1'44.172	33.907	16.418	29.452	24.395	216.9
8	1'43.941	33.678	16.772	29.032	24.459	209.3	14	1'44.949	33.912	16.688	29.201	25.148	211.3
9	1'43.442	33.702	16.478	29.099	24.163	214.4	15	1'44.138	34.429	16.374	29.274	24.061	216.5
10	1'43.157	33.664	16.363	29.021	24.109	213.3	16	1'44.798	33.970	16.669	29.445	24.714	213.3
11	1'43.524	33.742	16.331	29.240	24.211	215.8	17	1'45.493	34.366	16.741	29.718	24.668	211.0
12	1'43.376	33.808	16.341	29.052	24.175	215.8	18	1'45.162	34.420	16.774	29.517	24.451	209.1
13	1'44.274	33.924	16.425	29.414	24.511	216.6	19	1'45.388	34.485	16.892	29.488	24.523	212.9
14	1'44.206	33.735	16.705	29.246	24.520	210.9	20	1'44.502	33.945	16.741	29.391	24.425	210.8
15	1'44.504	34.021	16.578	29.312	24.593	210.0	21	1'44.200	33.863	16.659	29.349	24.329	211.8
16	1'45.013	33.963	16.699	29.519	24.832	209.5	22	1'45.415	34.362	16.734	29.434	24.885	214.8
17	1'45.641	34.563	16.825	29.809	24.444	213.1	17th 14 Tony ARBOLINO Marinelli Snipers Tea ITA						
18	1'45.051	34.373	16.774	29.459	24.445	211.6	Runs=1 Total laps=22 Full laps=21						
19	1'45.342	34.248	16.813	29.491	24.790	208.6	1	1'49.624	40.109	16.467	29.079	23.969	217.8
20	1'44.540	34.076	16.610	29.457	24.397	212.6	2	1'44.103	33.795	16.515	29.138	24.655	213.2
21	1'44.263	33.913	16.578	29.404	24.368	212.9	3	1'43.899	33.933	16.380	29.108	24.478	214.7
22	1'45.164	34.043	16.842	29.444	24.835	209.8	4	1'43.746	33.726	16.531	29.141	24.348	215.4
15th 23 Niccolò ANTONELL SIC58 Squadra Corse ITA							5	1'43.529	33.646	16.509	29.086	24.288	213.2
Runs=1 Total laps=22 Full laps=20							6	1'43.310	33.586	16.446	29.099	24.179	213.8
1	1'50.923	40.837	16.849	29.098	24.139	211.8	7	1'43.925	33.703	16.637	29.240	24.345	212.0
2	1'43.923	33.772	16.473	29.205	24.473	214.0	8	1'43.832	34.018	16.554	29.110	24.150	213.9
3	1'44.643	34.326	16.617	29.401	24.299	212.9	9	1'43.300	33.478	16.490	29.119	24.213	213.7
4	1'43.902	33.952	16.593	29.052	24.305	212.4	10	1'43.978	33.706	16.635	29.242	24.395	211.4
5	1'43.757	33.942	16.538	29.209	24.068	212.4	11	1'44.018	33.700	16.648	29.348	24.322	212.0
6	1'44.061 *	33.736	16.636	29.128	24.561 *	211.8	12	1'44.714	33.967	16.599	29.813	24.335	212.1
7	1'44.329	33.902	16.769	29.452	24.206	213.1	13	1'44.654	33.945	16.425	29.493	24.791	217.5
8	1'44.060	33.992	16.529	29.312	24.227	214.2	14	1'44.530	33.985	16.563	29.659	24.323	215.0
9	1'43.970	33.837	16.537	29.359	24.237	213.5	15	1'44.450	34.680	16.397	29.407	23.966	218.4
10	1'43.946	33.828	16.715	29.126	24.277	209.1	16	1'44.756	34.092	16.554	29.421	24.689	218.0
11	1'43.745	33.731	16.668	29.151	24.195	210.0	17	1'45.712	34.874	16.562	29.745	24.531	216.3
12	1'44.433	34.111	16.894	29.098	24.330	210.2	18	1'44.961	34.531	16.569	29.504	24.357	216.0
13	1'44.176	33.781	16.791	29.101	24.503	208.5	19	1'45.405	34.388	16.754	29.728	24.535	216.7
14	1'44.171	33.804	16.853	29.094	24.420	207.6	20	1'45.032	34.379	16.442	29.539	24.672	215.0
15	1'43.955	33.798	16.727	29.161	24.269	209.9	21	1'44.109	33.897	16.459	29.425	24.328	216.0
16	1'44.282	33.865	16.825	29.085	24.507	207.9	22	1'44.938	34.294	16.688	29.479	24.477	215.7
17	1'44.644	33.961	16.864	29.370	24.449	209.2	18th 65 Philipp OETTL Sudmetal Schedl GP GER						
18	1'44.732	34.240	16.884	29.341	24.267	208.6	Runs=1 Total laps=22 Full laps=20						
19	1'44.913	34.230	16.761	29.433	24.489	211.6	1	1'51.158	41.239	16.734	29.179	24.006	220.1
20	1'44.985	34.128	16.810	29.471	24.576	210.9							

Fastest Lap: Jorge MARTIN Del Conca Gresini Mo SPA 1'42.561 33.408 16.464 28.742 23.947

These data/results cannot be reproduced, stored and/or transmitted in whole or in part by any manner of electronic, mechanical, photocopying, recording, broadcasting or otherwise now known or herein after developed without the previous express consent by the copyright owner, except for reproduction in daily press and regular printed publications on sale to the public within 60 days of the event related to those data/results and always provided that copyright symbol appears together as follows below.
© DORNA, 2018

Race

Moto3

Lap	Lap Time	T1	T2	T3	T4	Speed	Lap	Lap Time	T1	T2	T3	T4	Speed
2	1'43.691 *	33.715	16.534	29.019	24.423*	217.2	8	1'44.108	33.992	16.578	29.078	24.460	217.5
3	1'44.143	34.091	16.623	29.317	24.112	214.8	9	1'43.649	33.942	16.495	29.051	24.161	217.9
4	1'43.836	33.923	16.578	29.244	24.091	212.8	10	1'43.889	33.849	16.492	29.279	24.269	219.2
5	1'43.718	33.800	16.669	29.231	24.018	211.8	11	1'43.641	34.015	16.381	29.180	24.065	217.6
6	1'43.351	33.768	16.472	29.071	24.040	215.3	12	1'44.383	33.965	16.507	29.602	24.309	219.4
7	1'43.135	33.647	16.526	29.020	23.942	212.8	13	1'44.317	34.148	16.471	29.139	24.559	215.4
8	1'43.627	33.780	16.717	29.072	24.058	212.4	14	1'44.090	33.958	16.574	29.251	24.307	217.1
9	1'43.457	33.705	16.561	29.143	24.048	212.8	15	1'44.638	34.162	16.525	29.163	24.788	217.5
10	1'43.683	33.827	16.581	29.197	24.078	211.9	16	1'44.800	33.743	16.646	29.252	25.159	217.4
11	1'43.695	33.745	16.506	29.201	24.243	213.0	17	1'45.486	34.348	16.610	29.708	24.820	216.9
12	1'44.153	34.017	16.496	29.503	24.137	214.0	18	1'45.471	34.234	16.716	29.418	25.103	213.8
13	1'44.717	33.930	16.588	29.469	24.730	212.0	19	1'44.392	34.265	16.711	29.171	24.245	218.2
14	1'44.769	34.099	16.605	29.457	24.608	213.9	20	1'44.810	33.825	16.725	29.533	24.727	211.4
15	1'44.626	34.261	16.457	29.892	24.016	213.8	21	1'44.438	33.829	16.683	29.495	24.431	212.2
16	1'44.563	34.108	16.589	29.314	24.552	216.7	22	1'44.639	33.870	16.740	29.429	24.600	212.0
17	1'45.475	34.568	16.677	29.726	24.504	214.9							
18	1'45.430	34.876	16.748	29.524	24.282	217.4							
19	1'45.390	34.417	16.842	29.833	24.298	215.6							
20	1'44.979	34.430	16.646	29.454	24.449	216.0							
21	1'43.836	34.107	16.472	29.232	24.025	215.2							
22	1'45.055	34.753	16.618	29.410	24.274	214.4							

19th	71	Ayumu SASAKI	Petronas Sprinta Raci JPN				
		Runs=1	Total laps=22	Full laps=21			
1	1'52.353	41.961	16.674	29.432	24.286	215.6	
2	1'43.919	33.947	16.540	29.021	24.411	213.1	
3	1'44.621	34.198	16.530	29.615	24.278	216.0	
4	1'43.902	33.931	16.557	29.214	24.200	213.1	
5	1'43.461	33.845	16.472	29.003	24.141	211.4	
6	1'44.566	34.428	16.602	29.460	24.076	216.1	
7	1'43.933	33.749	16.530	29.303	24.351	212.8	
8	1'44.175	33.866	16.550	29.287	24.472	213.2	
9	1'43.287	33.755	16.431	29.021	24.080	214.3	
10	1'44.239	34.129	16.434	29.241	24.435	216.3	
11	1'43.922	34.045	16.589	29.213	24.075	215.9	
12	1'43.884	33.990	16.410	29.442	24.042	215.8	
13	1'43.939	33.869	16.513	29.256	24.301	216.8	
14	1'44.499	33.956	16.690	29.375	24.478	210.7	
15	1'44.460	33.916	16.624	29.418	24.502	211.5	
16	1'44.694	33.878	16.576	29.520	24.720	214.6	
17	1'45.738	34.219	16.916	29.760	24.843	208.8	
18	1'45.142	34.195	16.929	29.519	24.499	215.3	
19	1'45.339	34.044	16.729	29.590	24.976	213.6	
20	1'44.746	33.855	16.685	29.317	24.889	213.7	
21	1'44.350	33.923	16.616	29.488	24.323	216.7	
22	1'44.413	33.886	16.698	29.494	24.335	213.1	

20th	22	Kazuki MASAKI	RBA BOE Skull Rider JPN				
		Runs=1	Total laps=22	Full laps=21			
1	1'52.704	42.134	16.669	29.398	24.503	216.5	
2	1'43.705	33.899	16.385	28.968	24.453	217.8	
3	1'45.111	34.402	16.422	29.483	24.804	217.5	
4	1'43.891	34.205	16.366	29.171	24.149	217.3	
5	1'43.177	33.763	16.428	28.905	24.081	218.4	
6	1'44.113	34.033	16.804	29.152	24.124	214.3	
7	1'44.229	33.625	17.191	29.226	24.187	214.0	

21st	7	Adam NORRODIN	Petronas Sprinta Raci MAL				
		Runs=1	Total laps=22	Full laps=21			
1	1'52.908	42.195	16.811	29.323	24.579	216.4	
2	1'43.786	33.893	16.593	29.104	24.196	214.2	
3	1'45.163	34.369	16.510	29.623	24.661	218.0	
4	1'44.046	34.178	16.559	29.026	24.283	218.2	
5	1'43.514	33.734	16.585	28.919	24.276	213.8	
6	1'43.629	33.867	16.464	29.131	24.167	217.0	
7	1'43.583	33.682	16.491	29.230	24.180	215.3	
8	1'43.917	33.813	16.620	29.203	24.281	211.4	
9	1'43.427	33.648	16.554	29.033	24.192	213.0	
10	1'44.050	34.078	16.578	29.155	24.239	218.1	
11	1'43.744	33.784	16.654	29.348	23.958	213.0	
12	1'44.383	33.845	16.758	29.296	24.484	214.1	
13	1'44.201	33.850	16.581	29.189	24.581	214.7	
14	1'44.547	34.022	16.703	29.319	24.503	215.1	
15	1'44.524	34.012	16.547	29.340	24.625	218.5	
16	1'44.726	33.770	16.750	29.331	24.875	216.4	
17	1'45.851	34.304	16.650	29.906	24.991	217.8	
18	1'45.064	34.316	16.752	29.423	24.573	213.3	
19	1'45.111	34.342	16.708	29.206	24.855	212.4	
20	1'44.937	33.915	16.823	29.244	24.955	212.8	
21	1'44.446	33.871	16.653	29.423	24.499	215.8	
22	1'44.188	33.922	16.548	29.357	24.361	218.0	

22nd	41	Nakaran ATIRATPH	Honda Team Asia THA				
		Runs=1	Total laps=22	Full laps=21			
1	1'53.146	42.377	17.127	29.228	24.414	208.2	
2	1'44.350	34.426	16.536	29.169	24.219	213.2	
3	1'44.239	33.824	16.551	29.248	24.616	215.2	
4	1'44.039	33.922	16.538	29.111	24.468	212.9	
5	1'43.742	33.817	16.605	28.850	24.470	214.7	
6	1'43.928	33.952	16.485	29.055	24.436	213.8	
7	1'43.695	33.831	16.577	29.000	24.287	212.5	
8	1'43.740	33.993	16.562	28.964	24.221	212.5	
9	1'43.506	33.971	16.455	28.903	24.177	215.4	
10	1'43.875	34.050	16.455	29.234	24.136	216.9	
11	1'43.623	33.812	16.513	29.082	24.216	212.7	
12	1'44.329	33.908	16.634	29.301	24.486	215.5	
13	1'44.286	34.009	16.496	29.256	24.525	216.0	

Fastest Lap: Jorge MARTIN Del Conca Gresini Mo SPA 1'42.561 33.408 16.464 28.742 23.947

These data/results cannot be reproduced, stored and/or transmitted in whole or in part by any manner of electronic, mechanical, photocopying, recording, broadcasting or otherwise now known or herein after developed without the previous express consent by the copyright owner, except for reproduction in daily press and regular printed publications on sale to the public within 60 days of the event related to those data/results and always provided that copyright symbol appears together as follows below.
© DORNA, 2018

Race

Moto3

Lap	Lap Time	T1	T2	T3	T4	Speed	Lap	Lap Time	T1	T2	T3	T4	Speed
14	1'44.794	33.997	16.782	29.331	24.684	214.0	20	1'44.901	33.969	16.866	29.435	24.631	211.1
15	1'44.670	34.646	16.498	29.169	24.357	215.5	21	1'44.452	33.958	16.672	29.478	24.344	216.7
16	1'44.958	33.948	16.522	29.288	25.200	215.1	22	1'44.697	33.984	16.732	29.478	24.503	216.9
17	1'44.947	34.111	16.610	29.531	24.695	211.5							
18	1'45.145	34.040	16.850	29.531	24.724	213.9							
19	1'45.424	34.004	16.697	29.476	25.247	211.0							
20	1'44.299	33.767	16.789	29.166	24.577	213.9							
21	1'44.613	33.854	16.600	29.472	24.687	212.7							
22	1'44.540	33.855	16.667	29.466	24.552	214.9							

23rd 32 Ai OGURA		Asia Talent Team JPN				
	Runs=1	Total laps=22	Full laps=21			
1	1'52.421	41.366	16.648	29.694	24.713	219.4
2	1'43.794	33.741	16.716	29.038	24.299	211.9
3	1'44.749	33.839	16.775	29.473	24.662	211.3
4	1'44.011	33.725	16.584	29.235	24.467	213.6
5	1'43.516	33.825	16.458	29.091	24.142	215.6
6	1'44.705	33.940	16.837	29.298	24.630	210.4
7	1'43.644	33.754	16.470	29.082	24.338	216.0
8	1'43.833	33.980	16.558	29.142	24.153	215.2
9	1'43.409	33.781	16.534	29.106	23.988	214.0
10	1'44.242	34.155	16.585	29.246	24.256	216.2
11	1'43.576	34.032	16.500	29.228	23.816	217.5
12	1'44.566	34.150	16.515	29.551	24.350	220.0
13	1'44.324	33.993	16.605	29.229	24.497	215.6
14	1'44.014	33.767	16.661	29.299	24.287	215.0
15	1'44.198	33.961	16.558	29.402	24.277	215.8
16	1'45.221	33.922	16.827	29.436	25.036	210.6
17	1'45.297	34.112	16.820	29.682	24.683	217.0
18	1'45.061	34.155	16.990	29.523	24.393	213.1
19	1'45.387	34.062	16.997	29.505	24.823	209.2
20	1'44.970	33.807	16.746	29.578	24.839	213.0
21	1'44.535	33.923	16.608	29.508	24.496	217.4
22	1'44.656	33.898	16.642	29.520	24.596	216.4

24th 11 Livio LOI		Reale Avintia Academ BEL				
	Runs=1	Total laps=22	Full laps=21			
1	1'50.717	41.053	16.529	29.093	24.042	218.6
2	1'44.023	33.707	16.558	29.251	24.507	213.1
3	1'44.584	33.954	16.946	29.396	24.288	209.8
4	1'43.749	33.971	16.651	28.973	24.154	214.2
5	1'43.858	34.054	16.572	29.086	24.146	214.3
6	1'43.939	33.760	16.648	29.226	24.305	210.2
7	1'44.374	33.769	17.107	29.012	24.486	214.1
8	1'44.218	33.995	16.578	29.307	24.338	215.6
9	1'44.206	33.904	16.565	29.335	24.402	213.6
10	1'44.407	34.086	16.665	29.227	24.429	211.1
11	1'43.916	34.134	16.532	29.224	24.026	215.2
12	1'44.372	33.909	16.636	29.331	24.496	217.4
13	1'44.359	34.299	16.642	29.164	24.254	213.1
14	1'44.649	34.072	16.735	29.336	24.506	214.2
15	1'44.315	34.002	16.569	29.274	24.470	215.2
16	1'44.818	33.881	16.673	29.418	24.846	213.7
17	1'45.638	34.099	16.677	29.723	25.139	213.5
18	1'45.113	34.299	16.732	29.591	24.491	213.5
19	1'45.219	34.253	16.736	29.191	25.039	214.4

25th 72 Alonso LOPEZ		Estrella Galicia 0,0 SPA				
	Runs=1	Total laps=22	Full laps=21			
1	1'51.447	41.791	16.469	29.189	23.998	214.8
2	1'43.445	33.767	16.569	28.817	24.292	211.4
3	1'44.305	33.995	16.755	29.289	24.266	212.5
4	1'43.768	33.991	16.629	29.005	24.143	211.8
005	1'44.136	33.875	16.564	29.016	24.681	212.0
006	1'43.497	34.274	16.513	28.850	23.860	212.0
007	1'44.350	33.743	17.376	29.131	24.100	210.6
008	1'43.984	34.206	16.551	28.903	24.324	213.0
009	1'44.507	34.265	16.595	29.193	24.454	211.5
010	1'44.425	34.504	16.573	29.185	24.163	213.9
011	1'43.510	33.856	16.584	28.977	24.093	211.7
012	1'44.518	34.106	16.898	29.187	24.327	209.4
013	1'44.102	33.940	16.505	29.228	24.429	211.2
014	1'44.961	34.070	16.870	29.335	24.686	210.5
015	1'44.861	34.813	16.562	29.212	24.274	213.8
016	1'44.159	33.943	16.479	29.211	24.526	214.2
017	1'45.432	34.236	16.816	29.766	24.614	213.4
018	1'45.468	34.070	16.992	29.467	24.939	207.8
019	1'45.760	35.027	16.797	29.340	24.596	212.0
020	1'44.665	34.012	16.705	29.450	24.498	213.6
021	1'44.140	33.927	16.665	29.238	24.310	214.2
022	1'44.664	34.259	16.666	29.287	24.452	214.7

26th 16 Andrea MIGNO		Angel Nieto Team Mot ITA				
	Runs=1	Total laps=22	Full laps=20			
1	1'52.182	41.508	16.757	29.530	24.387	215.6
2	1'44.011	33.749	16.798	28.950	24.514	209.1
3	1'44.979	33.957	16.732	29.575	24.715	214.2
4	1'44.467	34.208	16.577	29.215	24.467	212.5
5	1'43.748	33.835	16.655	28.806	24.452	212.0
6	1'46.739 *	33.760	16.563	29.100	27.316 *	214.8
7	1'44.170	33.912	16.798	29.103	24.357	208.5
8	1'44.162	33.863	16.797	29.025	24.477	209.4
9	1'44.287	33.908	16.813	29.143	24.423	209.5
10	1'44.237	33.785	16.768	29.040	24.644	210.0
11	1'44.445	33.952	16.708	29.203	24.582	210.4
12	1'44.595	33.968	16.807	29.195	24.625	210.4
13	1'44.763	33.966	16.850	29.209	24.738	209.4
14	1'44.747	34.002	16.922	29.225	24.598	208.6
15	1'44.717	33.935	16.795	29.344	24.643	210.0
16	1'44.907	33.943	16.942	29.369	24.653	208.3
17	1'45.420	34.142	17.038	29.461	24.779	207.6
18	1'44.843	33.959	17.025	29.309	24.550	208.6
19	1'44.884	34.033	16.943	29.260	24.648	207.8
20	1'44.657	33.866	16.908	29.225	24.658	208.6
21	1'45.017	34.007	17.030	29.472	24.508	208.9
22	1'45.446	34.077	17.063	29.463	24.843	208.4

Fastest Lap: Jorge MARTIN Del Conca Gresini Mo SPA **1'42.561** 33.408 16.464 28.742 23.947

These data/results cannot be reproduced, stored and/or transmitted in whole or in part by any manner of electronic, mechanical, photocopying, recording, broadcasting or otherwise now known or herein after developed without the previous express consent by the copyright owner, except for reproduction in daily press and regular printed publications on sale to the public within 60 days of the event related to those data/results and always provided that copyright symbol appears together as follows below.
© DORNA, 2018



Race

Moto3

Lap	Lap Time	T1	T2	T3	T4	Speed	Lap	Lap Time	T1	T2	T3	T4	Speed	
27th	81	Stefano NEPA CIP - Green Power ITA						6	1'42.462	33.374	16.480	28.725	23.883	214.2
		Runs=1	Total laps=22	Full laps=21			7	1'42.891	33.626	16.519	28.754	23.992	212.5	
1	1'53.208	42.480	17.084	29.348	24.296	212.7	8	1'43.884	33.683	16.530	29.483	24.188	213.9	
2	1'44.734	34.498	16.767	29.281	24.188	215.3	9	1'43.070	33.662	16.526	28.876	24.006	211.9	
3	1'44.421	33.952	16.737	29.382	24.350	213.3	10	1'44.023 *	34.18*	16.826	28.826	24.189	211.3	
4	1'44.532	34.198	16.738	29.239	24.357	214.4	11	1'43.024	34.049	16.438	28.778	23.759	217.3	
5	1'44.472	34.137	16.733	29.276	24.326	210.9	12	1'43.178	33.870	16.421	28.764	24.123	217.9	
6	1'44.606	34.164	16.757	29.241	24.444	210.8	13	1'43.482	34.005	16.443	28.838	24.196	216.8	
7	1'44.455	34.133	16.713	29.330	24.279	211.1	14	1'43.767	33.774	16.506	28.870	24.617	215.3	
8	1'44.977	34.203	16.816	29.424	24.534	210.9	15	1'44.086	34.140	16.573	29.132	24.241	218.6	
9	1'44.990	34.279	16.763	29.479	24.469	211.4	16	1'42.967	33.802	16.521	28.847	23.797	216.1	
10	1'44.564	34.101	16.694	29.353	24.416	211.5	17	1'43.325	33.759	16.644	28.818	24.104	210.0	
11	1'44.774	34.146	16.693	29.449	24.486	212.8	18	1'44.012	34.190	16.780	29.025	24.017	210.8	
12	1'44.965	34.241	16.719	29.439	24.566	212.3	19	1'43.651	33.802	16.655	29.021	24.173	210.6	
13	1'46.072	34.319	17.214	29.557	24.982	207.8	20	1'45.088	35.259	16.675	29.108	24.046	209.4	
14	1'45.653	34.503	16.905	29.603	24.642	210.2	21	1'42.722	33.544	16.437	28.857	23.884	216.4	
15	1'46.200	34.495	17.047	29.776	24.882	210.1		unfinished	33.424	16.433			218.1	
16	1'45.939	34.332	16.915	29.772	24.920	210.4								
17	1'46.298	34.623	17.002	29.846	24.827	209.5	30th	17	John MCPHEE CIP - Green Power GBR					
18	1'46.713	34.643	17.159	30.048	24.863	209.3			Runs=1	Total laps=21	Full laps=19			
19	1'46.941	34.952	17.156	29.781	25.052	208.2	1	1'49.414	39.962	16.459	28.959	24.034	214.6	
20	1'46.558	34.637	16.995	30.047	24.879	210.5	2	1'42.793	33.550	16.447	28.809	23.987	215.0	
21	1'46.729	34.691	17.003	30.316	24.719	209.7	3	1'42.800	33.555	16.552	28.547	24.146	211.8	
22	1'46.754	34.598	17.079	29.888	25.189	209.0	4	1'42.348	33.391	16.443	28.541	23.973	212.5	
							5	1'42.217	33.416	16.496	28.478	23.827	211.8	
							6	1'42.434	33.394	16.383	28.658	23.999	213.9	
							7	1'42.830	33.658	16.299	28.659	24.214	218.2	
							8	1'43.728	33.733	16.384	29.307	24.304	215.3	
							9	1'43.391	34.031	16.397	28.797	24.166	216.5	
							10	1'43.274	33.768	16.350	28.763	24.393	215.1	
							11	1'43.106	33.829	16.442	28.761	24.074	212.8	
							12	1'42.998	33.808	16.390	28.813	23.987	215.2	
							13	1'43.692	33.917	16.562	28.766	24.447	214.0	
							14	1'43.537	34.088	16.473	28.784	24.192	213.5	
							15	1'44.351	33.967	16.633	29.181	24.570	209.7	
							16	1'43.719	34.047	16.453	28.858	24.361	215.0	
							17	1'43.480	33.819	16.546	28.922	24.193	214.3	
							18	1'43.716	33.890	16.656	29.033	24.137	217.6	
							19	1'43.863	33.952	16.428	28.993	24.490	216.0	
							20	1'44.263	34.361	16.615	28.757	24.530	209.0	
								unfinished	33.771	16.395			214.9	
28th	18	Ryan VAN DE LAGE Lamotec Lagemaat R NED												
		Runs=1	Total laps=21	Full laps=20										
1	1'55.092	42.650	17.145	29.964	25.333	212.0								
2	1'48.014	34.988	17.442	30.126	25.458	204.8								
3	1'48.579	35.123	17.479	30.425	25.552	206.3								
4	1'48.663	35.651	17.503	30.160	25.349	206.1								
5	1'48.035	35.254	17.406	30.211	25.164	206.5								
6	1'47.841	35.145	17.426	30.012	25.258	206.8								
7	1'48.004	35.122	17.351	30.265	25.266	207.5								
8	1'48.340	35.263	17.319	30.228	25.530	207.2								
9	1'48.033	35.205	17.318	30.153	25.357	205.9								
10	1'48.226	35.350	17.296	30.222	25.358	207.1								
11	1'48.108	35.295	17.306	30.196	25.311	206.9								
12	1'48.463	35.418	17.365	30.227	25.453	207.0								
13	1'49.077	35.416	17.709	30.347	25.605	205.9								
14	1'49.141	35.407	17.634	30.610	25.490	203.7								
15	1'48.471	35.372	17.337	30.379	25.383	207.8								
16	1'49.324	35.585	17.448	30.524	25.767	206.1								
17	1'48.731	35.396	17.499	30.408	25.428	205.0								
18	1'49.453	35.641	17.652	30.580	25.580	202.7								
19	1'53.392	35.760	17.653	31.196	28.783	203.8								
20	1'48.601	35.204	17.392	30.412	25.593	207.6								
21	1'51.339	37.790	17.545	30.382	25.622	206.1								
29th	12	Marco BEZZECCHI Redox PruestelGP ITA												
		Runs=1	Total laps=22	Full laps=19										
1	1'48.601	39.612	16.453	28.769	23.767	216.2								
2	1'42.624	33.546	16.451	28.735	23.892	216.1								
3	1'42.804	33.621	16.581	28.813	23.789	212.9								
4	1'42.712	33.516	16.529	28.635	24.032	212.7								
5	1'42.351	33.451	16.503	28.701	23.696	214.1								
Fastest Lap: Jorge MARTIN Del Conca Gresini Mo SPA 1'42.561 33.408 16.464 28.742 23.947														

These data/results cannot be reproduced, stored and/or transmitted in whole or in part by any manner of electronic, mechanical, photocopying, recording, broadcasting or otherwise now known or herein after developed without the previous express consent by the copyright owner, except for reproduction in daily press and regular printed publications on sale to the public within 60 days of the event related to those data/results and always provided that copyright symbol appears together as follows below.
© DORNA, 2018



4542 m.

MOTUL TT ASSEN

Race

Analysis by Lap

35

Num Lap Time Gap

Num	Lap	Time	Gap	Num	Lap	Time	Gap	Num	Lap	Time	Gap	Num	Lap	Time	Gap			
Lap 1				24	1'44.353	6.353		24	1'43.525	9.227		24	1'42.921	9.631		65	1'43.627	8.330
88	1'48.092			41	1'44.350	6.714		27	1'43.756	9.347		23	1'44.061	9.775		10	1'43.399	10.158
33	1'48.466	0.374		81	1'44.734	7.160		22	1'43.891	9.480		10	1'43.347	9.812		24	1'44.044	10.327
12	1'48.601	0.509		18	1'48.014	12.324		16	1'44.467	9.708		27	1'43.624	10.618		75	1'43.941	10.426
48	1'48.940	0.848		Lap 3				41	1'44.039	9.843		22	1'44.113	11.267		72	1'43.984	10.603
44	1'48.982	0.890		88	1'42.561			7	1'44.046	9.972		71	1'44.566	11.388		27	1'43.583	10.656
21	1'49.163	1.071		12	1'42.804	0.686		81	1'44.532	10.964		7	1'43.629	11.612		11	1'44.218	11.133
17	1'49.414	1.322		33	1'42.863	0.899		18	1'48.663	24.417		32	1'44.705	11.762		23	1'44.060	11.269
14	1'49.624	1.532		44	1'42.844	0.965		Lap 5				41	1'43.928	12.010		7	1'43.917	12.217
19	1'49.868	1.776		17	1'42.800	1.664		44	1'42.007			81	1'44.606	14.539		32	1'43.833	12.344
42	1'50.259	2.167		21	1'42.967	2.057		44	1'42.790	0.159		16	1'46.739	14.692		41	1'43.740	12.550
40	1'50.393	2.301		48	1'43.183	2.177		12	1'42.351	0.530		18	1'47.841	34.790		71	1'44.175	12.601
8	1'50.597	2.505		42	1'43.033	2.865		33	1'42.358	0.786		Lap 7				22	1'44.108	12.709
11	1'50.717	2.625		5	1'42.855	3.164		17	1'42.217	1.010		44	1'42.835			16	1'44.162	16.129
23	1'50.923	2.831		40	1'43.233	3.354		5	1'43.328	4.315		12	1'42.891	0.176		81	1'44.977	17.076
5	1'51.002	2.910		8	1'42.963	3.956		42	1'43.590	4.428		33	1'42.986	0.402		18	1'48.340	44.239
65	1'51.158	3.066		19	1'43.924	4.178		21	1'43.719	4.511		17	1'42.830	0.567		Lap 9		
72	1'51.447	3.355		14	1'43.899	4.283		48	1'44.121	4.752		88	1'43.170	0.734		12	1'43.070	
16	1'52.182	4.090		65	1'44.143	5.649		40	1'43.660	4.856		5	1'43.487	5.075		88	1'42.978	0.293
71	1'52.353	4.261		72	1'44.305	5.854		19	1'42.865	4.974		21	1'43.408	5.198		33	1'42.993	0.370
32	1'52.421	4.329		11	1'44.584	5.981		8	1'43.134	5.114		42	1'43.420	5.282		17	1'43.391	0.556
75	1'52.544	4.452		23	1'44.643	6.146		14	1'43.529	6.339		48	1'43.426	5.479		44	1'43.211	0.653
22	1'52.704	4.612		84	1'44.096	7.239		65	1'43.718	7.984		40	1'43.405	5.609		21	1'43.351	4.567
24	1'52.782	4.690		75	1'44.421	7.383		84	1'43.477	8.089		19	1'43.405	5.697		48	1'43.256	4.750
84	1'52.808	4.716		71	1'44.621	7.550		11	1'43.858	8.369		8	1'43.282	5.821		42	1'43.219	4.820
7	1'52.908	4.816		32	1'44.749	7.621		72	1'44.136	8.539		14	1'43.925	7.867		5	1'43.580	4.959
10	1'52.968	4.876		16	1'44.979	7.829		23	1'43.757	8.586		84	1'42.704	8.062		8	1'43.763	5.638
27	1'53.055	4.963		10	1'44.515	7.984		75	1'43.041	8.675		65	1'43.135	8.763		40	1'43.653	5.770
41	1'53.146	5.054		22	1'45.111	8.177		10	1'43.026	9.337		24	1'43.547	10.343		19	1'43.971	5.964
81	1'53.208	5.116		27	1'44.490	8.179		24	1'42.986	9.582		75	1'44.090	10.545		84	1'43.060	7.246
18	1'55.092	7.000		24	1'44.498	8.290		71	1'43.461	9.694		72	1'44.350	10.679		14	1'43.300	7.869
Lap 2				41	1'44.239	8.392		27	1'43.150	9.866		10	1'43.842	10.819		65	1'43.457	8.717
88	1'42.690			7	1'45.163	8.514		32	1'43.516	9.929		11	1'44.374	10.975		10	1'43.316	10.404
12	1'42.624	0.443		81	1'44.421	9.020		22	1'43.177	10.026		27	1'43.350	11.133		27	1'43.120	10.706
33	1'42.913	0.597		18	1'48.579	18.342		16	1'43.748	10.825		23	1'44.329	11.269		75	1'43.442	10.798
44	1'42.482	0.682		Lap 4				7	1'43.514	10.855		7	1'43.583	12.360		24	1'43.611	10.868
17	1'42.793	1.425		88	1'42.588			41	1'43.742	10.954		71	1'43.933	12.486		72	1'44.507	12.040
48	1'43.397	1.555		44	1'42.247	0.624		81	1'44.472	12.805		32	1'43.644	12.571		23	1'43.970	12.169
21	1'43.270	1.651		12	1'42.712	0.810		18	1'48.035	29.821		22	1'44.229	12.661		11	1'44.206	12.269
42	1'42.916	2.393		33	1'42.748	1.059		Lap 6				41	1'43.695	12.870		7	1'43.427	12.574
40	1'43.071	2.682		17	1'42.348	1.424		44	1'42.872			16	1'44.170	16.027		32	1'43.409	12.683
19	1'43.729	2.815		48	1'43.673	3.262		12	1'42.462	0.120		81	1'44.455	16.159		71	1'43.287	12.818
5	1'42.650	2.870		21	1'43.954	3.423		88	1'43.112	0.399		18	1'48.004	39.959		41	1'43.506	12.986
14	1'44.103	2.945		42	1'43.192	3.469		17	1'42.434	0.572		Lap 8				22	1'43.649	13.288
8	1'43.739	3.554		5	1'43.042	3.618		5	1'42.980	4.423		12	1'43.884			16	1'44.287	17.346
11	1'44.023	3.958		40	1'43.061	3.827		8	1'42.986	4.625		17	1'43.728	0.235		81	1'44.990	18.996
23	1'43.923	4.064		8	1'43.243	4.611		21	1'42.986	4.625		88	1'43.711	0.385		18	1'48.033	49.202
65	1'43.691	4.067		19	1'43.150	4.740		42	1'43.141	4.697		33	1'44.105	0.447		Lap 10		
72	1'43.445	4.110		14	1'43.746	5.441		48	1'43.008	4.888		44	1'44.572	0.512		88	1'43.472	
16	1'44.011	5.411		65	1'43.836	6.897		40	1'43.055	5.039		21	1'43.148	4.286		17	1'43.274	0.065
32	1'43.794	5.433		72	1'43.768	7.034		19	1'43.025	5.127		5	1'43.434	4.449		33	1'43.578	0.183
71	1'43.919	5.490		11	1'43.749	7.142		8	1'43.132	5.374		48	1'43.145	4.564		12	1'44.023	0.258
75	1'43.761	5.523		84	1'42.592	7.243		14	1'43.310	6.777		42	1'43.449	4.671		44	1'43.453	0.341
22	1'43.705	5.627		23	1'43.902	7.460		84	1'42.976	8.193		8	1'43.184	4.945		48	1'43.542	4.527
84	1'43.678	5.704		75	1'43.470	8.265		65	1'43.351	8.463		19	1'43.426	5.063		42	1'43.553	4.608
7	1'43.786	5.912		71	1'43.902	8.864		72	1'43.497	9.164		40	1'43.638	5.187		5	1'43.516	4.710
10	1'43.844	6.030		10	1'43.546	8.942		75	1'43.487	9.290		84	1'43.254	7.256		21	1'44.065	4.867
27	1'43.977	6.250		32	1'44.011	9.044		11	1'43.939	9.436		14	1'43.832	7.639		8	1'43.388	5.261

 Lapped rider

These data/results cannot be reproduced, stored and/or transmitted in whole or in part by any manner of electronic, mechanical, photocopying, recording, broadcasting or otherwise now known or herein after developed without the previous express consent by the copyright owner, except for reproduction in daily press and regular printed publications on sale to the public within 60 days of the event related to those data/results and always provided that copyright symbol appears together as follows below.

© DORNA, 2018

Num Lap Time Gap

40	1'43.339	5.344	27	1'43.851	10.785	7	1'44.547	16.336	81	1'45.939	32.793	44	1'44.006	0.437	
19	1'43.326	5.525	75	1'43.376	10.921	72	1'44.961	16.393	18	1'49.324	1'25.642	33	1'43.990	0.640	
84	1'43.221	6.702	24	1'43.656	11.118	22	1'44.090	16.445	<hr/>				17	1'43.863	0.777
14	1'43.978	8.082	23	1'44.433	14.359	41	1'44.794	16.730	<hr/>				84	1'43.730	9.515
65	1'43.683	8.635	72	1'44.518	14.559	11	1'44.649	16.809	<hr/>				40	1'43.828	9.896
10	1'43.223	9.862	7	1'44.383	14.817	16	1'44.747	22.970	<hr/>				48	1'44.265	9.957
27	1'43.092	10.033	41	1'44.329	14.879	81	1'45.653	27.861	<hr/>				21	1'43.875	10.055
75	1'43.157	10.190	71	1'43.884	14.929	18	1'49.141	1'15.054	<hr/>				19	1'43.958	10.282
24	1'43.176	10.279	11	1'44.372	15.030	<hr/>						5	1'44.486	10.391	
23	1'43.946	12.350	32	1'44.566	15.133	<hr/>						42	1'44.094	10.462	
72	1'44.425	12.700	22	1'44.383	15.267	<hr/>						8	1'44.043	10.610	
7	1'44.050	12.859	16	1'44.595	20.689	<hr/>						10	1'43.608	11.044	
11	1'44.407	12.911	81	1'44.965	23.365	<hr/>						27	1'45.388	19.304	
41	1'43.875	13.096	18	1'48.463	1'04.065	<hr/>						75	1'45.342	19.371	
32	1'44.242	13.160	<hr/>			<hr/>						24	1'45.371	19.475	
71	1'44.239	13.292	<hr/>			<hr/>						14	1'45.405	19.532	
22	1'43.889	13.412	<hr/>			<hr/>						23	1'44.913	19.651	
16	1'44.237	17.818	<hr/>			<hr/>						65	1'45.390	19.703	
81	1'44.564	19.795	<hr/>			<hr/>						22	1'44.392	22.880	
18	1'48.226	53.663	<hr/>			<hr/>						32	1'45.387	23.054	
<hr/>													71	1'45.339	23.159

Lap 11

88	1'42.933		44	1'43.537	0.520	8	1'43.736	7.708	65	1'45.475	16.546	7	1'45.111	23.260	
33	1'42.837	0.087	40	1'44.057	7.160	48	1'44.241	7.848	75	1'45.641	16.641	41	1'45.424	23.522	
17	1'43.106	0.238	5	1'44.380	7.312	42	1'44.248	7.902	14	1'45.712	16.829	11	1'45.219	23.560	
12	1'43.024	0.349	19	1'43.893	7.416	10	1'43.580	10.555	23	1'44.644	17.669	72	1'45.760	23.721	
44	1'43.174	0.582	21	1'44.335	7.584	75	1'44.504	12.601	32	1'45.432	20.156	16	1'44.884	29.389	
21	1'43.555	5.489	8	1'43.736	7.708	27	1'44.138	12.740	71	1'45.738	20.341	81	1'46.941	41.600	
5	1'43.898	5.675	48	1'44.241	7.848	24	1'44.242	12.842	41	1'44.947	20.616	18	1'53.392	1'46.073	
40	1'43.523	5.934	42	1'44.172	7.970	14	1'44.450	12.975	22	1'45.486	20.680	<hr/>			
42	1'44.300	5.975	10	1'44.167	11.257	65	1'44.626	13.122	7	1'45.851	20.748	<hr/>			
48	1'44.463	6.057	23	1'44.172	11.598	23	1'43.955	15.357	11	1'45.638	20.891	<hr/>			
19	1'43.600	6.192	65	1'44.717	11.672	32	1'44.198	16.365	16	1'45.420	27.325	<hr/>			
8	1'44.010	6.338	75	1'44.274	11.836	71	1'44.460	16.523	81	1'46.298	35.609	<hr/>			
84	1'42.876	6.645	14	1'44.654	11.940	7	1'44.524	16.785	18	1'48.731	1'30.891	<hr/>			
14	1'44.018	9.167	24	1'44.307	12.066	22	1'44.638	17.008	<hr/>				<hr/>		
65	1'43.695	9.397	23	1'44.176	15.176	11	1'44.315	17.049	<hr/>				<hr/>		
27	1'43.070	10.170	72	1'44.102	15.302	72	1'44.861	17.179	<hr/>				<hr/>		
10	1'43.304	10.233	71	1'43.939	15.509	41	1'44.670	17.325	<hr/>				<hr/>		
24	1'43.352	10.698	7	1'44.201	15.659	16	1'44.717	23.612	<hr/>				<hr/>		
75	1'43.524	10.781	41	1'44.286	15.806	81	1'46.200	29.986	<hr/>				<hr/>		
23	1'43.745	13.162	11	1'44.359	16.030	18	1'48.471	1'19.450	<hr/>				<hr/>		
72	1'43.510	13.277	32	1'44.324	16.098	<hr/>						<hr/>			
7	1'43.744	13.670	22	1'44.317	16.225	<hr/>						<hr/>			
41	1'43.623	13.786	16	1'44.763	22.093	<hr/>						<hr/>			
32	1'43.576	13.803	81	1'46.072	26.078	<hr/>						<hr/>			
11	1'43.916	13.894	18	1'49.077	1'09.783	<hr/>						<hr/>			

Lap 12

17	1'42.998		44	1'43.635	6.953	8	1'43.736	7.708	65	1'45.475	16.546	7	1'45.111	23.260	
88	1'43.337	0.101	40	1'44.057	7.160	48	1'44.241	7.848	75	1'45.641	16.641	41	1'45.424	23.522	
33	1'43.320	0.171	5	1'44.380	7.312	42	1'44.248	7.902	14	1'45.712	16.829	11	1'45.219	23.560	
12	1'43.178	0.291	19	1'43.893	7.416	10	1'43.580	10.555	23	1'44.644	17.669	72	1'45.760	23.721	
44	1'42.996	0.342	21	1'44.335	7.584	75	1'44.504	12.601	32	1'45.432	20.156	16	1'44.884	29.389	
5	1'43.852	6.291	8	1'43.736	7.708	27	1'44.138	12.740	71	1'45.738	20.341	81	1'46.941	41.600	
40	1'43.764	6.462	48	1'44.241	7.848	24	1'44.242	12.842	41	1'44.947	20.616	18	1'53.392	1'46.073	
21	1'44.355	6.608	42	1'44.172	7.970	14	1'44.450	12.975	22	1'45.486	20.680	<hr/>			
84	1'43.268	6.677	10	1'44.167	11.257	65	1'44.626	13.122	7	1'45.851	20.748	<hr/>			
19	1'43.926	6.882	23	1'44.172	11.598	32	1'44.198	16.365	11	1'45.638	20.891	<hr/>			
48	1'44.145	6.966	65	1'44.717	11.672	71	1'44.460	16.523	16	1'45.420	27.325	<hr/>			
42	1'44.418	7.157	75	1'44.274	11.836	7	1'44.524	16.785	81	1'46.298	35.609	<hr/>			
8	1'44.229	7.331	14	1'44.654	11.940	22	1'44.638	17.008	18	1'48.731	1'30.891	<hr/>			
65	1'44.153	10.314	24	1'44.307	12.066	11	1'44.315	17.049	<hr/>				<hr/>		
10	1'43.452	10.449	23	1'44.176	15.176	72	1'44.861	17.179	<hr/>				<hr/>		
14	1'44.714	10.645	72	1'44.102	15.302	41	1'44.670	17.325	<hr/>				<hr/>		
<hr/>													71	1'43.939	15.509

Lap 13

17	1'43.537		44	1'43.635	6.953	8	1'43.736	7.708	65	1'45.475	16.546	7	1'45.111	23.260	
88	1'44.004	0.134	40	1'44.057	7.160	48	1'44.241	7.848	75	1'45.641	16.641	41	1'45.424	23.522	
33	1'43.939	0.206	5	1'44.380	7.312	42	1'44.248	7.902	14	1'45.712	16.829	11	1'45.219	23.560	
12	1'43.767	0.311	19	1'43.893	7.416	10	1'43.580	10.555	23	1'44.644	17.669	72	1'45.760	23.721	
44	1'43.820	0.470	21	1'44.335	7.584	75	1'44.504	12.601	32	1'45.432	20.156	16	1'44.884	29.389	
84	1'43.762	6.845	8	1'43.736	7.708	27	1'44.138	12.740	71	1'45.738	20.341	81	1'46.941	41.600	
5	1'43.575	7.017	48	1'44.241	7.848	24	1'44.242	12.842	41	1'44.947	20.616	18	1'53.392	1'46.073	
40	1'43.897	7.187	42	1'44.172	7.970	14	1'44.450	12.975	22	1'45.486	20.680	<hr/>			
33	1'43.551	7.265	10	1'44.167	11.257	65	1'44.626	13.122	7	1'45.851	20.748	<hr/>			
19	1'43.843	7.389	23	1'44.172	11.598	32	1'44.198	16.365	11	1'45.638	20.891	<hr/>			
44	1'43.975	7.589	65	1'44.717	11.672	71	1'44.460	16.523	16	1'45.420	27.325	<hr/>			
42	1'43.629	7.729	75	1'44.274	11.836	7	1'44.524	16.785	81	1'46.298	35.609	<hr/>			
48	1'43.929	7.907	14	1'44.654	11.940	22	1'44.638	17.008	18	1'48.731	1'30.891	<hr/>			
10	1'43.663	11.050	24	1'44.307	12.066	11	1'44.315	17.049	<hr/>				<hr/>		
75	1'44.206	12.172	23	1'44.176	15.176	72	1'44.861	17.179	<hr/>				<hr/>		
65	1'44.769	12.571	72	1'44.102	15.302	41	1'44.670	17.325	<hr/>				<hr/>		
14	1'44.530	12.600	71	1'43.939	15.509	16	1'44.717	23.612	<hr/>				<hr/>		
24	1'44.479	12.675	7	1'44.201	15.659	81	1'46.200	29.986	<hr/>				<hr/>		
27	1'44.949	12.677	41	1'44.286	15.806	18	1'48.471	1'19.450	<hr/>				<hr/>		
23	1'44.171	15.477	11	1'44.359	16.030	<hr/>						<hr/>			
71	1'44.499	16.138	32	1'44.324	16.098	<hr/>						<hr/>			
32	1'44.014	16.242	<hr/>			<hr/>						<hr/>			

Lap 17

12	1'43.325		88	1'43.941		33	1'43.975	0.106	17</
-----------	----------	--	-----------	----------	--	-----------	----------	-------	----------------

<i>Num</i>	<i>Lap Time</i>	<i>Gap</i>
48	1'43.480	10.544
19	1'43.373	10.732
42	1'43.374	10.823
8	1'43.321	11.033
10	1'43.274	11.424
27	1'44.200	21.362
24	1'43.684	21.445
75	1'44.263	21.530
65	1'43.836	21.874
14	1'44.109	22.029
23	1'44.189	22.181
22	1'44.438	25.484
71	1'44.350	25.611
41	1'44.613	25.790
72	1'44.140	25.882
32	1'44.535	25.915
7	1'44.446	25.999
11	1'44.452	26.269
16	1'45.017	32.419
81	1'46.729	48.243
18	1'51.339	1'59.369

Lap 22

88	1'42.927	
44	1'42.785	0.665
33	1'42.693	0.718
5	1'43.673	10.842
84	1'43.982	10.953
48	1'43.704	11.321
40	1'43.791	11.343
19	1'43.932	11.737
21	1'44.454	11.756
42	1'43.870	11.766
8	1'43.671	11.777
10	1'43.476	11.973
24	1'44.765	23.283
75	1'45.164	23.767
23	1'44.573	23.827
27	1'45.415	23.850
65	1'45.055	24.002
14	1'44.938	24.040
71	1'44.413	27.097
22	1'44.639	27.196
7	1'44.188	27.260
41	1'44.540	27.403
72	1'44.664	27.619
32	1'44.656	27.644
11	1'44.697	28.039
16	1'45.446	34.938
81	1'46.754	52.070

Lapped rider

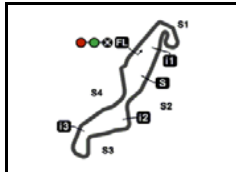
These data/results cannot be reproduced, stored and/or transmitted in whole or in part by any manner of electronic, mechanical, photocopying, recording, broadcasting or otherwise now known or herein after developed without the previous express consent by the copyright owner, except for reproduction in daily press and regular printed publications on sale to the public within 60 days of the event related to those data/results and always provided that copyright symbol appears together as follows below.

© DORNA, 2018

Official MotoGP Timing by **TISSOT**
www.motogp.com

Assen, Sunday, July 01, 2018





4542 m.

MOTUL TT ASSEN

2018 Rookie of the Year Classification

Moto3™

36

Rider	Nation	Points	Leader Previous	QAT	ARG	AME	SPA	FRA	ITA	CAT	NED	GER	CZE	AUT	GBR	RSM	ARA	THA	JPN	AUS	MAL	VAL	
1 MASIA Jaume	SPA	34		4	-	-	11	6	-	-	13												
2 LOPEZ Alonso	SPA	31	3	3	-	10	-	13	-	-	8	-											
3 FOGGIA Dennis	ITA	13	21	18	-	-	-	2	-	7	4												
4 YURCHENKO Makar	KAZ	9	25	4	-	-	2	3	-	4	-												
5 MASAKI Kazuki	JPN	3	31	6	3	-	-	-	-	-	-												

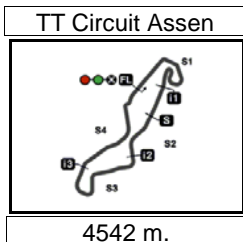
These data/results cannot be reproduced, stored and/or transmitted in whole or in part by any manner of electronic, mechanical, photocopying, recording, broadcasting or otherwise now known or herein after developed without the previous express consent by the copyright owner, except for reproduction in daily press and regular printed publications on sale to the public within 60 days of the event related to those data/results and always provided that copyright symbol appears together as follows below.

© DORNA, 2018

Official MotoGP Timing by TISSOT
www.motogp.com

Assen, Sunday, July 01, 2018





Results and timing service provided by **TISSOT**

After the **MOTUL TT ASSEN**

2018 Riders Performance

(Qualifying Position - Starting Position - Race Position)

Revised
Moto3™

37

Rider	Points	QAT	ARG	AME	SPA	FRA	ITA	CAT	NED	GER	CZE	AUT	GBR	RSM	ARA	THA	JPN	AUS	MAL	VAL	
1 MARTIN Jorge	105	2	-9	1	1	1	1	2	1												
		2-1	29-11	1-1	1-NC	1-NC	1-1	2-NC	1-1	-	-	-	-	-	-	-	-	-	-	-	-
2 BEZZECCHI Marco	103	6	2	9	5	6	5	9	8												
		6-14	2-1	9-3	5-2	6-NC	5-2	9-2	8-NC	-	-	-	-	-	-	-	-	-	-	-	
3 DI GIANNANTONIO Fabio	91	16	6	5	3	8	6	13	7												
		16-6	6-3	5-5	3-7	8-4	6-3	13-7	7-9	-	-	-	-	-	-	-	-	-	-	-	
4 BASTIANINI Enea	84	10	5	6	8	3	14	1	2												
		10-NC	5-4	6-2	7-NC	3-NC	14-6	1-1	2-3	-	-	-	-	-	-	-	-	-	-	-	
5 CANET Aron	81	7	8	2	15	10	4	5	4												
		7-2	8-2	2-8	14-NC	28-8	4-11	5-NC	4-2	-	-	-	-	-	-	-	-	-	-	-	
6 RODRIGO Gabriel	65	3	3	12	20	23	12	8	10												
		3-5	3-9	12-12	20-10	22-NC	12-4	8-3	10-8	-	-	-	-	-	-	-	-	-	-	-	
7 MIGNO Andrea	56	14	10	16	-6	9	15	16	24												
		14-10	10-13	16-4	18-13	9-2	15-5	16-NC	18-26	-	-	-	-	-	-	-	-	-	-	-	
8 KORNFEIL Jakub	52	11	18	21	16	2	21	14	11												
		11-9	18-14	21-7	15-8	2-6	21-23	14-11	23-5	-	-	-	-	-	-	-	-	-	-	-	
9 ANTONELLI Niccolò	45	1	7	19	4	7	7		15												
		1-4	7-8	19-24	4-11	7-5	7-9	-NS	12-15	-	-	-	-	-	-	-	-	-	-	-	
10 RAMIREZ Marcos	44	15	26	14	18	4	9	25	9												
		15-15	26-12	14-NC	17-3	4-3	9-15	24-NC	9-10	-	-	-	-	-	-	-	-	-	-	-	
11 DALLA PORTA Lorenzo	43	9	15	17	9	11	17	10	5												
		9-3	15-7	17-18	8-NL	10-NC	17-8	10-17	5-6	-	-	-	-	-	-	-	-	-	-	-	
12 SUZUKI Tatsuki	38		19	4	0	15	2	3	22												
		-NS	19-21	4-9	9-6	14-9	2-17	3-5	16-13	-	-	-	-	-	-	-	-	-	-		

NC=Not classified NL=Not finished first lap NP=Not started race re-start N2=Not finished first lap race re-start EX=Excluded NS=Not Started DS=Disqualified

These data/results cannot be reproduced, stored and/or transmitted in whole or in part by any manner of electronic, mechanical, photocopying, recording, broadcasting or otherwise now known or herein after developed without the previous express consent by the copyright owner, except for reproduction in daily press and regular printed publications on sale to the public within 60 days of the event related to those data/results and always provided that copyright symbol appears together as follows below.
© DORNA, 2018

Official MotoGP Timing by **TISSOT**
www.motogp.com



	Rider	Points	QAT	ARG	AME	SPA	FRA	ITA	CAT	NED	GER	CZE	AUT	GBR	RSM	ARA	THA	JPN	AUS	MAL	VAL
13	OETTL Philipp	36	8	20	11	2	12	20	18	18											
			8-NC	30-23	11-6	2-1	11-15	20-19	18-16	14-18	-	-	-	-	-	-	-	-	-	-	-
14	MASIA Jaume	34	13	11	10	25	20	13	17	20											
			13-12	11-NC	10-21	25-5	19-10	13-NC	17-NC	15-4	-	-	-	-	-	-	-	-	-	-	-
15	LOPEZ Alonso	31	21	21	22	7	18	26	24	26											
			21-NC	21-6	22-17	6-4	17-19	26-18	27-8	21-25	-	-	-	-	-	-	-	-	-	-	-
16	ARENAS Albert	30		12	24	24	5	22	19	13											
			-NS	12-NC	24-15	24-NC	5-1	22-14	19-NC	19-14	-	-	-	-	-	-	-	-	-	-	-
17	TOBA Kaito	26	5	24	28	11	27	10	6	21											
			5-7	24-19	28-NC	10-9	25-17	10-20	6-6	29-16	-	-	-	-	-	-	-	-	-	-	-
18	ARBOLINO Tony	24	26	1	20	21	14	18	22	14											
			25-17	1-10	20-20	21-NC	13-7	18-7	22-NC	11-17	-	-	-	-	-	-	-	-	-	-	-
19	MCPHEE John	23	12	22	3	17	25	19	7	6											
			12-NC	22-17	3-14	16-NL	27-12	19-12	7-4	6-NC	-	-	-	-	-	-	-	-	-	-	-
20	BINDER Darryn	20	20	25	15		13	25	20	23											
			20-NC	25-22	15-13	-NS	12-11	25-13	20-NL	17-7	-	-	-	-	-	-	-	-	-	-	-
21	NORRODIN Adam	19	17	4	25	27	28	8	21	12											
			17-11	4-5	25-NC	29-16	26-NC	8-NC	21-13	30-21	-	-	-	-	-	-	-	-	-	-	-
22	SASAKI Ayumu	17	4	13	8	23	26	3	4	16											
			4-8	13-16	8-11	23-12	24-16	3-16	4-NC	27-19	-	-	-	-	-	-	-	-	-	-	-
23	FOGGIA Dennis	13	25	14	7	12	22	27	26	19											
			24-16	14-NC	7-16	11-NL	21-14	27-NC	25-9	28-12	-	-	-	-	-	-	-	-	-	-	-
24	YURCHENKO Makar	9	24	28	18	13	19	23	23												
			23-19	28-24	18-19	12-14	18-13	23-NC	23-12	-	-	-	-	-	-	-	-	-	-	-	-
25	LOI Livio	8	18	16	26	28	21	30	27	17											
			18-NC	16-15	26-10	26-18	20-21	30-24	28-15	13-24	-	-	-	-	-	-	-	-	-	-	-
26	FERNANDEZ Raul	6							15												
			-	-	-	-	-	-	15-10	-	-	-	-	-	-	-	-	-	-	-	-
27	PAGLIANI Manuel	6						24													
			-	-	-	-	-	24-10	-	-	-	-	-	-	-	-	-	-	-	-	-
28	BULEGA Nicolo	5	22	27	23	22	16	16	12	3											
			22-NC	27-NC	23-NC	22-17	15-NC	16-21	12-NC	3-11	-	-	-	-	-	-	-	-	-	-	-

NC=Not classified NL=Not finished first lap NP=Not started race re-start N2=Not finished first lap race re-start EX=Excluded NS=Not Started DS=Disqualified

These data/results cannot be reproduced, stored and/or transmitted in whole or in part by any manner of electronic, mechanical, photocopying, recording, broadcasting or otherwise now known or herein after developed without the previous express consent by the copyright owner, except for reproduction in daily press and regular printed publications on sale to the public within 60 days of the event related to those data/results and always provided that copyright symbol appears together as follows below.
© DORNA, 2018

Official MotoGP Timing by **TISSOT**
www.motogp.com



	Rider	<i>Points</i>	QAT	ARG	AME	SPA	FRA	ITA	CAT	NED	<i>GER</i>	<i>CZE</i>	<i>AUT</i>	<i>GBR</i>	<i>RSM</i>	<i>ARA</i>	<i>THA</i>	<i>JPN</i>	<i>AUS</i>	<i>MAL</i>	<i>VAL</i>	
29	MASAKI Kazuki	3	19	17	27	14	17	11	11	28												
			19-13	17-20	27-22	13-20	16-18	11-22	11-NC	24-20	-	-	-	-	-	-	-	-	-	-	-	-
30	ATIRATPHUVAPAT Nakarin	2	27	23	13	29	24	28	29	25												
			26-18	23-18	13-23	27-19	23-20	28-25	26-14	20-22	-	-	-	-	-	-	-	-	-	-	-	-
31	OGURA Ai	1				19				27												
			-	-	-	19-15	-	-	-	22-23	-	-	-	-	-	-	-	-	-	-	-	-
32	NEPA Stefano	0						29		29												
			-	-	-	-	-	29-NC	-	25-27	-	-	-	-	-	-	-	-	-	-	-	-
33	VAN DE LAGEMAAT Ryan	0								30												
			-	-	-	-	-	-	-	26-28	-	-	-	-	-	-	-	-	-	-	-	-

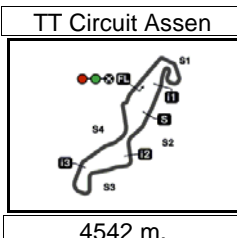
NC=Not classified NL=Not finished first lap NP=Not started race re-start N2=Not finished first lap race re-start EX=Excluded NS=Not Started DS=Disqualified

These data/results cannot be reproduced, stored and/or transmitted in whole or in part by any manner of electronic, mechanical, photocopying, recording, broadcasting or otherwise now known or herein after developed without the previous express consent by the copyright owner, except for reproduction in daily press and regular printed publications on sale to the public within 60 days of the event related to those data/results and always provided that copyright symbol appears together as follows below.
© DORNA, 2018

Official MotoGP Timing by **TISSOT**
www.motogp.com

Assen, Sunday, July 01, 2018





4542 m.

MOTUL TT ASSEN

Official Starting Grid

Race : 22 laps = 99.924 km



1	1 1'42.039 88 Jorge MARTIN Honda	2 1'42.349 33 Enea BASTIANINI Honda	3 1'42.445 8 Nicolò BULEGA KTM
2	4 1'42.562 44 Aron CANET Honda	5 1'42.594 48 Lorenzo DALLA PORTA Honda	6 1'42.595 17 John MCPHEE KTM
3	7 1'42.749 21 Fabio DI GIANNANTONIO Honda	8 1'42.764 12 Marco BEZZECCHI KTM	9 1'42.811 42 Marcos RAMIREZ KTM
4	10 1'42.933 19 Gabriel RODRIGO KTM	11 1'43.091 14 Tony ARBOLINO Honda	12 1'43.117 23 Niccolò ANTONELLI Honda
5	13 1'43.193 11 Livio LOI KTM	14 1'43.212 65 Philipp OETTL KTM	15 1'43.275 5 Jaume MASIA KTM
6	16 1'43.390 24 Tatsuki SUZUKI Honda	17 1'43.452 40 Darryn BINDER KTM	18 1'43.527 16 Andrea MIGNO KTM
7	19 1'43.083 75 Albert ARENAS KTM	20 1'43.746 41 Nakarin ATIRATPHUVAPAT Honda	21 1'43.894 72 Alonso LOPEZ Honda
8	22 1'43.938 32 Ai OGURA Honda	23 1'43.030 84 Jakub KORNFEIL KTM	24 1'44.271 22 Kazuki MASAKI KTM

FIM MotoGP Stewards grid penalty for riders #7, #10, #27, #71, #75 & #84

* Starting the race from the back of the grid

The results are provisional until the end of the limit for protest and appeals and until the ratification of the Event Management Committee.

Time limit for protest expires 60' at the latest after publication of the results - Mr. Time:

These data/results cannot be reproduced, stored and/or transmitted in whole or in part by any manner of electronic, mechanical, photocopying, recording, broadcasting or otherwise now known or herein after developed without the previous express consent by the copyright owner, except for reproduction in daily press and regular printed publications on sale to the public within 60 days of the event related to those data/results and always provided that copyright symbol appears together as follows below.

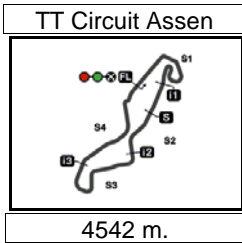
© DORNA, 2018

Official MotoGP Timing by TISSOT
www.motogp.com

Assen, Sunday, July 01, 2018

Page 1 of 2





MOTUL TT ASSEN
Official Starting Grid

4542 m. Race : 22 laps = 99.924 km

9	25 1'44.616 81 Stefano NEPA KTM	26 1'45.879 18 Ryan VAN DE LAGEMAAT KTM	27 1'43.124 71 Ayumu SASAKI Honda
10	28 1'43.268 10 Dennis FOGGIA KTM	29 1'43.290 27 Kaito TOBA Honda	30 (*) 1'43.067 7 Adam NORRODIN Honda

FIM MotoGP Stewards grid penalty for riders #7, #10, #27, #71, #75 & #84

* **Starting the race from the back of the grid**

The results are provisional until the end of the limit for protest and appeals and until the ratification of the Event Management Committee.

Time limit for protest expires 60' at the latest after publication of the results - Mr. Time:

These data/results cannot be reproduced, stored and/or transmitted in whole or in part by any manner of electronic, mechanical, photocopying, recording, broadcasting or otherwise now known or herein after developed without the previous express consent by the copyright owner, except for reproduction in daily press and regular printed publications on sale to the public within 60 days of the event related to those data/results and always provided that copyright symbol appears together as follows below.

© DORNA, 2018





4542 m.

MOTUL TT ASSEN

Race

Top Speed & Average



Rider	Nation	Motorcycle	Top 5 speeds					Average	Top
65 Philipp OETTL	GER	KTM	220.1	217.4	217.2	216.7	216.0	217.5	220.1
32 Ai OGURA	JPN	HONDA	220.0	219.4	217.5	217.4	217.0	218.3	220.0
48 Lorenzo DALLA PORTA	ITA	HONDA	219.9	218.9	218.5	217.9	217.9	218.6	219.9
42 Marcos RAMIREZ	SPA	KTM	219.6	216.6	216.6	216.2	215.7	216.9	219.6
5 Jaume MASIA	SPA	KTM	219.5	218.0	217.1	216.8	216.6	217.6	219.5
10 Dennis FOGGIA	ITA	KTM	219.5	218.7	218.2	217.7	217.3	218.3	219.5
22 Kazuki MASAKI	JPN	KTM	219.4	219.2	218.4	218.2	217.9	218.6	219.4
8 Nicolo BULEGA	ITA	KTM	218.7	218.4	217.7	217.6	217.0	217.9	218.7
11 Livio LOI	BEL	KTM	218.6	217.4	216.9	216.7	215.6	217.0	218.6
12 Marco BEZZECCHI	ITA	KTM	218.6	218.1	217.9	217.3	216.8	217.7	218.6
7 Adam NORRODIN	MAL	HONDA	218.5	218.2	218.1	218.0	218.0	218.2	218.5
14 Tony ARBOLINO	ITA	HONDA	218.4	218.0	217.8	217.5	216.7	217.7	218.4
17 John MCPHEE	GBR	KTM	218.2	217.6	216.5	216.0	215.3	216.7	218.2
27 Kaito TOBA	JPN	HONDA	217.9	217.4	217.0	216.9	216.5	217.1	217.9
84 Jakub KORNFEIL	CZE	KTM	217.6	216.3	215.6	214.1	213.9	215.5	217.6
33 Enea BASTIANINI	ITA	HONDA	217.4	216.3	215.2	215.1	215.0	215.8	217.4
44 Aron CANET	SPA	HONDA	217.4	216.1	215.9	215.3	215.0	215.8	217.4
19 Gabriel RODRIGO	ARG	KTM	217.0	216.6	216.3	216.2	215.8	216.4	217.0
41 Nakarin ATIRATPHUVAPAT	THA	HONDA	216.9	216.0	215.5	215.5	215.4	215.9	216.9
71 Ayumu SASAKI	JPN	HONDA	216.8	216.7	216.3	216.1	216.0	216.4	216.8
75 Albert ARENAS	SPA	KTM	216.6	216.0	215.8	215.8	214.4	215.7	216.6
24 Tatsuki SUZUKI	JPN	HONDA	216.5	216.4	216.2	216.0	215.9	216.2	216.5
40 Darryn BINDER	RSA	KTM	216.5	216.3	216.3	216.3	216.0	216.3	216.5
16 Andrea MIGNO	ITA	KTM	215.6	214.8	214.2	212.5	212.0	213.8	215.6
88 Jorge MARTIN	SPA	HONDA	215.5	214.2	214.0	212.7	212.4	213.8	215.5
81 Stefano NEPA	ITA	KTM	215.3	214.4	213.3	212.8	212.7	213.7	215.3
72 Alonso LOPEZ	SPA	HONDA	214.8	214.7	214.2	214.2	213.9	214.4	214.8
21 Fabio DI GIANNANTONIO	ITA	HONDA	214.4	214.2	213.2	212.8	212.8	213.5	214.4
23 Niccolò ANTONELLI	ITA	HONDA	214.2	214.0	213.7	213.5	213.1	213.7	214.2
18 Ryan VAN DE LAGEMAAT	NED	KTM	212.0	207.8	207.6	207.5	207.2	208.4	212.0

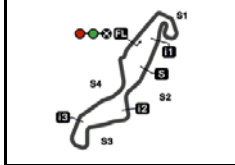
These data/results cannot be reproduced, stored and/or transmitted in whole or in part by any manner of electronic, mechanical, photocopying, recording, broadcasting or otherwise now known or herein after developed without the previous express consent by the copyright owner, except for reproduction in daily press and regular printed publications on sale to the public within 60 days of the event related to those data/results and always provided that copyright symbol appears together as follows below.

© DORNA, 2018

Official MotoGP Timing by TISSOT
www.motogp.com



Assen, Sunday, July 01, 2018




4542 m.

MOTUL TT ASSEN

Race

Fastest Laps Sequence

Lap	Race Time	 Rider	Nation	Motorcycle	Time	Km/h	Riders's Lap
2	3'31.225	12 Marco BEZZECCHI	ITA	KTM	1'42.624	159.3	2
2	3'31.464	44 Aron CANET	SPA	HONDA	1'42.482	159.5	2
4	6'56.555	44 Aron CANET	SPA	HONDA	1'42.247	159.9	4
5	8'38.562	44 Aron CANET	SPA	HONDA	1'42.007	160.2	5

These data/results cannot be reproduced, stored and/or transmitted in whole or in part by any manner of electronic, mechanical, photocopying, recording, broadcasting or otherwise now known or herein after developed without the previous express consent by the copyright owner, except for reproduction in daily press and regular printed publications on sale to the public within 60 days of the event related to those data/results and always provided that copyright symbol appears together as follows below.

© DORNA, 2018

Official MotoGP Timing by TISSOT
www.motogp.com

Assen, Sunday, July 01, 2018

