

## GRAND PRIX OF QATAR

## Race

Classification after 20 laps = 107.6 km

29

Pos		Rider	Nation	Team	Motorcycle	Total Time	Km/h	Gap
1	25	42 <b>Francesco BAGNAIA</b>	ITA	SKY Racing Team VR46	KALEX	<b>40'19.802</b>	160.0	
2	20	7 <b>Lorenzo BALDASSARRI</b>	ITA	Pons HP40	KALEX	<b>40'19.914</b>	160.0	0.112
3	16	73 <b>Alex MARQUEZ</b>	SPA	EG 0,0 Marc VDS	KALEX	<b>40'25.427</b>	159.7	5.625
4	13	54 <b>Mattia PASINI</b>	ITA	Italtrans Racing Team	KALEX	<b>40'26.459</b>	159.6	6.657
5	11	44 <b>Miguel OLIVEIRA</b>	POR	Red Bull KTM Ajo	KTM	<b>40'30.098</b>	159.4	10.296
6	10	41 <b>Brad BINDER</b>	RSA	Red Bull KTM Ajo	KTM	<b>40'30.146</b>	159.3	10.344
7	9	23 <b>Marcel SCHROTTER</b>	GER	Dynavolt Intact GP	KALEX	<b>40'31.221</b>	159.3	11.419
8	8	97 <b>Xavi VIERGE</b>	SPA	Dynavolt Intact GP	KALEX	<b>40'31.318</b>	159.3	11.516
9	7	10 <b>Luca MARINI</b>	ITA	SKY Racing Team VR46	KALEX	<b>40'40.492</b>	158.7	20.690
10	6	9 <b>Jorge NAVARRO</b>	SPA	Federal Oil Gresini Moto2	KALEX	<b>40'40.763</b>	158.7	20.961
11	5	36 <b>Joan MIR</b>	SPA	EG 0,0 Marc VDS	KALEX	<b>40'42.827</b>	158.5	23.025
12	4	87 <b>Remy GARDNER</b>	AUS	Tech 3 Racing	TECH 3	<b>40'50.094</b>	158.1	30.292
13	3	40 <b>Hector BARBERA</b>	SPA	Pons HP40	KALEX	<b>40'50.101</b>	158.0	30.299
14	2	24 <b>Simone CORSI</b>	ITA	Tasca Racing Scuderia Moto2	KALEX	<b>40'50.534</b>	158.0	30.732
15	1	77 <b>Dominique AEGERTER</b>	SWI	Kiefer Racing	KTM	<b>40'50.672</b>	158.0	30.870
16		32 <b>Isaac VIÑALES</b>	SPA	SAG Team	KALEX	<b>40'50.854</b>	158.0	31.052
17		52 <b>Danny KENT</b>	GBR	Beta Tools - Speed Up Racing	SPEED UP	<b>40'51.760</b>	157.9	31.958
18		64 <b>Bo BENDSNEYDER</b>	NED	Tech 3 Racing	TECH 3	<b>40'52.184</b>	157.9	32.382
19		5 <b>Andrea LOCATELLI</b>	ITA	Italtrans Racing Team	KALEX	<b>40'55.030</b>	157.7	35.228
20		20 <b>Fabio QUARTARARO</b>	FRA	Beta Tools - Speed Up Racing	SPEED UP	<b>40'55.159</b>	157.7	35.357
21		45 <b>Tetsuta NAGASHIMA</b>	JPN	IDEMITSU Honda Team Asia	KALEX	<b>40'55.771</b>	157.7	35.969
22		4 <b>Steven ODENDAAL</b>	RSA	NTS RW Racing GP	NTS	<b>41'02.347</b>	157.3	42.545
23		89 <b>Khairul Idham PAWI</b>	MAL	IDEMITSU Honda Team Asia	KALEX	<b>41'02.578</b>	157.2	42.776
24		13 <b>Romano FENATI</b>	ITA	Marinelli Snipers Team	KALEX	<b>41'04.364</b>	157.1	44.562
25		16 <b>Joe ROBERTS</b>	USA	NTS RW Racing GP	NTS	<b>41'15.879</b>	156.4	56.077
26		62 <b>Stefano MANZI</b>	ITA	Forward Racing Team	SUTER	<b>41'21.383</b>	156.1	1'01.581
27		95 <b>Jules DANILO</b>	FRA	Nashi Argan SAG Team	KALEX	<b>41'21.655</b>	156.0	1'01.853
28		63 <b>Zulfahmi KHAIRUDDIN</b>	MAL	SIC Racing Team	KALEX	<b>41'31.420</b>	155.4	1'11.618
29		21 <b>Federico FULIGNI</b>	ITA	Tasca Racing Scuderia Moto2	KALEX	<b>41'39.950</b>	154.9	1'20.148
30		51 <b>Eric GRANADO</b>	BRA	Forward Racing Team	SUTER	<b>41'45.994</b>	154.5	1'26.192
<b>Not classified</b>								
		22 <b>Sam LOWES</b>	GBR	Swiss Innovative Investors	KTM	<b>20'25.930</b>	157.9	10 laps
		27 <b>Iker LECUONA</b>	SPA	Swiss Innovative Investors	KTM	<b>14'23.542</b>	156.9	13 laps

The results are provisional until the end of the limit for protest and appeals.

Time limit for protest expires 30' after publication of the results - ..... Time: .....

These data/results cannot be reproduced, stored and/or transmitted in whole or in part by any manner of electronic, mechanical, photocopying, recording, broadcasting or otherwise now known or herein after developed without the previous express consent by the copyright owner, except for reproduction in daily press and regular printed publications on sale to the public within 60 days of the event related to those data/results and always provided that copyright symbol appears together as follows below.

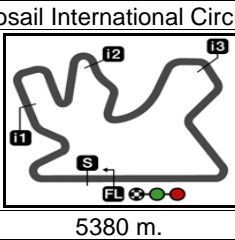
© DORNA, 2018

Official MotoGP Timing by TISSOT  
www.motogp.com

Doha, Sunday, March 18, 2018

Page 1 of 2





**GRAND PRIX OF QATAR**

**Race**

**Classification after 20 laps = 107.6 km**

**29**

Pos	Rider	Nation	Team	Motorcycle	Total Time	Km/h	Gap
-----	-------	--------	------	------------	------------	------	-----

**Race condition: Dry**  
 Air: 22°  
 Humidity: 38%  
 Ground: 24°

<b>Pole Position:</b>		<b>Alex MARQUEZ</b>	<b>2'00.299</b>	160.9 Km/h
<b>Fastest Lap:</b>	Lap 4	<b>Lorenzo BALDASSARRI</b>	<b>2'00.303</b>	160.9 Km/h
<b>Circuit Record Lap:</b>	2016	<b>Sam LOWES</b>	<b>1'59.421</b>	162.1 Km/h
<b>Circuit Best Lap:</b>	2016	<b>Jonas FOLGER</b>	<b>1'59.052</b>	162.6 Km/h

17:05'00

17:18'19

17:21'24

17:24'21

17:38'09 lker LECUONA

17:43'48 Sam LOWES

**SIGHTING LAP START**

**WARM UP LAP START**

**RACE START**

**No jump start**

retired

crashed out - Rider OK

The results are provisional until the end of the limit for protest and appeals.

Time limit for protest expires 30' after publication of the results - ..... Time: .....

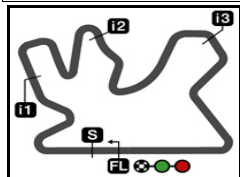
These data/results cannot be reproduced, stored and/or transmitted in whole or in part by any manner of electronic, mechanical, photocopying, recording, broadcasting or otherwise now known or herein after developed without the previous express consent by the copyright owner, except for reproduction in daily press and regular printed publications on sale to the public within 60 days of the event related to those data/results and always provided that copyright symbol appears together as follows below.

© DORNA, 2018

Official MotoGP Timing by **TISSOT**  
 www.motogp.com

**Doha, Sunday, March 18, 2018**





## GRAND PRIX OF QATAR

30

5380 m.

## World Championship Classification

Rider	Nation	Points	Leader	Previous	QAT	ARG	AME	SPA	FRA	ITA	CAT	NED	GER	CZE	AUT	GBR	RSM	ARA	THA	JPN	AUS	MAL	VAL	
1	BAGNAIA Francesco	ITA	25			25																		
2	BALDASSARRI Lorenzo	ITA	20	5	5	20																		
3	MARQUEZ Alex	SPA	16	9	4	16																		
4	PASINI Mattia	ITA	13	12	3	13																		
5	OLIVEIRA Miguel	POR	11	14	2	11																		
6	BINDER Brad	RSA	10	15	1	10																		
7	SCHROTTER Marcel	GER	9	16	1	9																		
8	VIERGE Xavi	SPA	8	17	1	8																		
9	MARINI Luca	ITA	7	18	1	7																		
10	NAVARRO Jorge	SPA	6	19	1	6																		
11	MIR Joan	SPA	5	20	1	5																		
12	GARDNER Remy	AUS	4	21	1	4																		
13	BARBERA Hector	SPA	3	22	1	3																		
14	CORSI Simone	ITA	2	23	1	2																		
15	AEGERTER Dominique	SWI	1	24	1	1																		
16	VIÑALES Isaac	SPA	0	25	1	0																		
17	KENT Danny	GBR	0	25	0	0																		
18	BENDSNEYDER Bo	NED	0	25	0	0																		
19	LOCATELLI Andrea	ITA	0	25	0	0																		
20	QUARTARARO Fabio	FRA	0	25	0	0																		
21	NAGASHIMA Tetsuta	JPN	0	25	0	0																		
22	ODENDAAL Steven	RSA	0	25	0	0																		
23	PAWI Khairul Idham	MAL	0	25	0	0																		
24	FENATI Romano	ITA	0	25	0	0																		
25	ROBERTS Joe	USA	0	25	0	0																		
26	MANZI Stefano	ITA	0	25	0	0																		
27	DANILO Jules	FRA	0	25	0	0																		
28	KHAIRUDDIN Zulfahmi	MAL	0	25	0	0																		

These data/results cannot be reproduced, stored and/or transmitted in whole or in part by any manner of electronic, mechanical, photocopying, recording, broadcasting or otherwise now known or herein after developed without the previous express consent by the copyright owner, except for reproduction in daily press and regular printed publications on sale to the public within 60 days of the event related to those data/results and always provided that copyright symbol appears together as follows below.

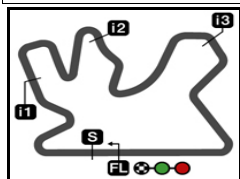
© DORNA, 2018

Official MotoGP Timing by TISSOT  
www.motogp.com

Doha, Sunday, March 18, 2018

Page 1 of 2





GRAND PRIX OF QATAR

World Championship Classification

30

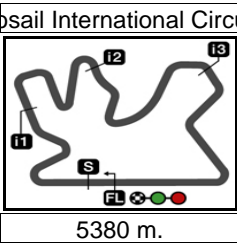
29	FULIGNI Federico	ITA	0	25	0	0
30	GRANADO Eric	BRA	0	25	0	0

Constructor	Points	Leader	Previous	QAT	ARG	AME	SPA	FRA	ITA	CAT	NED	GER	CZE	AUT	GBR	RSM	ARA	THA	JPN	AUS	MAL	VAL
1 KALEX	25			25																		
2 KTM	11	14	14	11																		
3 TECH 3	4	21	7	4																		

Team	Points	Leader	Previous	QAT	ARG	AME	SPA	FRA	ITA	CAT	NED	GER	CZE	AUT	GBR	RSM	ARA	THA	JPN	AUS	MAL	VAL
1 SKY RACING TEAM VR46	32			32																		
2 PONS HP40	23	9	9	23																		
3 EG 0,0 MARC VDS	21	11	2	21																		
4 RED BULL KTM AJO	21	11	0	21																		
5 DYNAVOLT INTACT GP	17	15	4	17																		
6 ITALTRANS RACING TEAM	13	19	4	13																		
7 FEDERAL OIL GRESINI MOTO	6	26	7	6																		
8 TECH 3 RACING	4	28	2	4																		
9 TASCA RACING SCUDERIA M	2	30	2	2																		
10 KIEFER RACING	1	31	1	1																		

These data/results cannot be reproduced, stored and/or transmitted in whole or in part by any manner of electronic, mechanical, photocopying, recording, broadcasting or otherwise now known or herein after developed without the previous express consent by the copyright owner, except for reproduction in daily press and regular printed publications on sale to the public within 60 days of the event related to those data/results and always provided that copyright symbol appears together as follows below.  
© DORNA, 2018





GRAND PRIX OF QATAR

Race  
Lap Chart

31

Pos	1	2	3	4	5	6	7	8	9	10	11	12	13	14	15	16	17	18	19	20	21	22	23	24	25	26	27	28	29	30	31	32
Grid	73	7	42	44	13	52	9	54	23	22	97	87	41	24	27	20	10	32	40	64	77	4	5	36	89	45	16	62	95	51	21	63

	1	2	3	4	5	6	7	8	9	10	11	12	13	14	15	16	17	18	19	20	21	22	23	24	25	26	27	28	29	30	31	32
L	42	7	73	23	54	97	13	44	41	87	24	52	9	36	10	27	22	20	32	77	62	5	4	16	64	40	45	95	63	21	51	89
a	42	7	73	23	54	97	41	44	87	24	13	36	10	52	9	27	22	32	77	62	5	4	20	40	64	45	16	95	63	89	51	21
P	42	7	73	54	23	41	44	97	36	24	13	10	87	9	52	22	32	27	77	62	5	40	20	64	45	4	16	95	63	89	51	21
S	42	7	73	54	41	23	44	97	10	36	24	22	13	9	87	52	27	32	77	20	40	5	62	45	64	4	89	16	95	63	51	21
	42	7	73	54	41	23	44	97	10	22	36	24	9	13	87	52	27	32	77	20	40	5	45	62	64	4	89	95	16	63	51	21
	42	7	73	54	41	23	44	97	10	22	36	9	24	87	27	32	52	77	13	40	5	45	20	64	4	62	89	16	95	63	51	21
	42	7	73	54	41	23	44	97	10	22	36	9	24	87	32	52	77	40	13	5	45	20	64	4	62	89	16	95	63	51	21	
	42	7	73	54	41	23	44	97	10	22	9	36	24	87	32	52	77	40	5	13	20	45	64	4	62	89	16	95	63	51	21	
	42	73	7	54	23	41	44	97	9	10	36	24	87	52	32	77	40	5	20	64	45	13	4	89	62	16	95	63	51	21		
	42	73	7	54	23	41	44	97	10	9	36	87	52	24	32	77	40	20	5	64	45	13	4	89	62	16	95	63	51	21		
	42	73	7	54	23	41	44	97	10	9	36	52	32	24	87	77	40	20	5	64	45	13	4	89	62	16	95	63	51	21		
	42	73	7	54	23	41	44	97	10	9	36	52	24	40	87	32	77	20	64	45	5	4	13	89	16	62	95	51	63	21		
	42	7	73	54	44	41	23	97	9	10	36	24	40	52	87	32	77	64	5	45	20	4	13	89	16	62	95	51	63	21		
	42	7	73	54	44	41	23	97	9	10	36	24	40	87	52	32	77	64	5	45	20	4	13	89	16	62	95	63	51	21		
	42	7	73	54	44	41	23	97	9	10	36	87	24	40	32	77	52	64	5	20	45	4	89	13	16	62	95	63	21	51		
	42	7	73	54	44	41	23	97	9	10	36	87	40	24	77	32	52	64	5	20	45	4	89	13	16	62	95	63	21	51		
	42	7	73	54	44	41	23	97	10	9	36	87	40	24	77	32	52	64	5	20	45	4	89	13	16	62	95	63	21	51		

Winner     Lapped rider

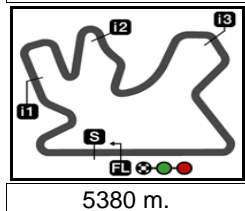
These data/results cannot be reproduced, stored and/or transmitted in whole or in part by any manner of electronic, mechanical, photocopying, recording, broadcasting or otherwise now known or herein after developed without the previous express consent by the copyright owner, except for reproduction in daily press and regular printed publications on sale to the public within 60 days of the event related to those data/results and always provided that copyright symbol appears together as follows below.

© DORNA, 2018

Official MotoGP Timing by TISSOT  
www.motogp.com

Doha, Sunday, March 18, 2018






## GRAND PRIX OF QATAR

## Race

## Fastest Lap of Each Rider

32

	Rider	Nation	Team	Motorcycle	Time	Lap Total	Gap
1	7 Lorenzo BALDASSARRI	ITA	Pons HP40	KALEX	<b>2'00.303</b>	4 20	
2	73 Alex MARQUEZ	SPA	EG 0,0 Marc VDS	KALEX	<b>2'00.326</b>	10 20	0.023 0.023
3	42 Francesco BAGNAIA	ITA	SKY Racing Team VR46	KALEX	<b>2'00.472</b>	9 20	0.169 0.146
4	54 Mattia PASINI	ITA	Italtrans Racing Team	KALEX	<b>2'00.587</b>	10 20	0.284 0.115
5	44 Miguel OLIVEIRA	POR	Red Bull KTM Ajo	KTM	<b>2'00.698</b>	14 20	0.395 0.111
6	23 Marcel SCHROTTER	GER	Dynavolt Intact GP	KALEX	<b>2'00.711</b>	10 20	0.408 0.013
7	41 Brad BINDER	RSA	Red Bull KTM Ajo	KTM	<b>2'00.804</b>	13 20	0.501 0.093
8	97 Xavi VIERGE	SPA	Dynavolt Intact GP	KALEX	<b>2'00.813</b>	10 20	0.510 0.009
9	22 Sam LOWES	GBR	Swiss Innovative Investors	KTM	<b>2'01.136</b>	4 10	0.833 0.323
10	10 Luca MARINI	ITA	SKY Racing Team VR46	KALEX	<b>2'01.146</b>	20 20	0.843 0.010
11	52 Danny KENT	GBR	Beta Tools - Speed Up Racing	SPEED UP	<b>2'01.160</b>	10 20	0.857 0.014
12	9 Jorge NAVARRO	SPA	Federal Oil Gresini Moto2	KALEX	<b>2'01.217</b>	8 20	0.914 0.057
13	40 Hector BARBERA	SPA	Pons HP40	KALEX	<b>2'01.378</b>	9 20	1.075 0.161
14	36 Joan MIR	SPA	EG 0,0 Marc VDS	KALEX	<b>2'01.400</b>	17 20	1.097 0.022
15	32 Isaac VIÑALES	SPA	SAG Team	KALEX	<b>2'01.453</b>	8 20	1.150 0.053
16	87 Remy GARDNER	AUS	Tech 3 Racing	TECH 3	<b>2'01.478</b>	2 20	1.175 0.025
17	64 Bo BENDSNEYDER	NED	Tech 3 Racing	TECH 3	<b>2'01.535</b>	15 20	1.232 0.057
18	27 Iker LECUONA	SPA	Swiss Innovative Investors	KTM	<b>2'01.570</b>	4 7	1.267 0.035
19	77 Dominique AEGERTER	SWI	Kiefer Racing	KTM	<b>2'01.587</b>	10 20	1.284 0.017
20	20 Fabio QUARTARARO	FRA	Beta Tools - Speed Up Racing	SPEED UP	<b>2'01.602</b>	18 20	1.299 0.015
21	24 Simone CORSI	ITA	Tasca Racing Scuderia Moto2	KALEX	<b>2'01.632</b>	20 20	1.329 0.030
22	5 Andrea LOCATELLI	ITA	Italtrans Racing Team	KALEX	<b>2'01.682</b>	7 20	1.379 0.050
23	45 Tetsuta NAGASHIMA	JPN	IDEMITSU Honda Team Asia	KALEX	<b>2'01.748</b>	7 20	1.445 0.066
24	89 Khairul Idham PAWI	MAL	IDEMITSU Honda Team Asia	KALEX	<b>2'01.834</b>	9 20	1.531 0.086
25	13 Romano FENATI	ITA	Marinelli Snipers Team	KALEX	<b>2'01.893</b>	5 20	1.590 0.059
26	62 Stefano MANZI	ITA	Forward Racing Team	SUTER	<b>2'02.121</b>	3 20	1.818 0.228
27	4 Steven ODENDAAL	RSA	NTS RW Racing GP	NTS	<b>2'02.130</b>	4 20	1.827 0.009
28	16 Joe ROBERTS	USA	NTS RW Racing GP	NTS	<b>2'02.892</b>	13 20	2.589 0.762
29	95 Jules DANILO	FRA	Nashi Argan SAG Team	KALEX	<b>2'03.072</b>	9 20	2.769 0.180
30	63 Zulfahmi KHAIRUDDIN	MAL	SIC Racing Team	KALEX	<b>2'03.236</b>	2 20	2.933 0.164
31	51 Eric GRANADO	BRA	Forward Racing Team	SUTER	<b>2'03.472</b>	14 20	3.169 0.236
32	21 Federico FULIGNI	ITA	Tasca Racing Scuderia Moto2	KALEX	<b>2'03.958</b>	20 20	3.655 0.486

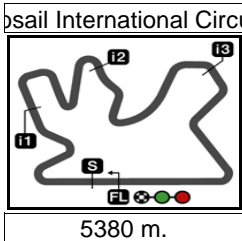
These data/results cannot be reproduced, stored and/or transmitted in whole or in part by any manner of electronic, mechanical, photocopying, recording, broadcasting or otherwise now known or herein after developed without the previous express consent by the copyright owner, except for reproduction in daily press and regular printed publications on sale to the public within 60 days of the event related to those data/results and always provided that copyright symbol appears together as follows below.

© DORNA, 2018

Official MotoGP Timing by TISSOT  
www.motogp.com

Doha, Sunday, March 18, 2018





## GRAND PRIX OF QATAR

After the Race

## Event Best Maximum Speed

33



Rider	Nation Team	Motorcycle	Km/h	
36 Joan MIR	SPA EG 0,0 Marc VDS	KALEX	285.6	Free Practice Nr. 1
41 Brad BINDER	RSA Red Bull KTM Ajo	KTM	285.6	Free Practice Nr. 2
40 Hector BARBERA	SPA Pons HP40	KALEX	284.4	Free Practice Nr. 1
54 Mattia PASINI	ITA Italtrans Racing Team	KALEX	284.1	Free Practice Nr. 1
73 Alex MARQUEZ	SPA EG 0,0 Marc VDS	KALEX	284.0	Free Practice Nr. 1
9 Jorge NAVARRO	SPA Federal Oil Gresini Moto2	KALEX	283.9	Free Practice Nr. 2
42 Francesco BAGNAIA	ITA SKY Racing Team VR46	KALEX	283.6	Free Practice Nr. 2
44 Miguel OLIVEIRA	POR Red Bull KTM Ajo	KTM	283.3	Free Practice Nr. 2
52 Danny KENT	GBR Beta Tools - Speed Up Racing	SPEED UP	283.3	Free Practice Nr. 2
23 Marcel SCHROTTER	GER Dynavolt Intact GP	KALEX	283.0	Free Practice Nr. 2
27 Iker LECUONA	SPA Swiss Innovative Investors	KTM	282.7	Free Practice Nr. 1
77 Dominique AEGERTER	SWI Kiefer Racing	KTM	282.2	Race
13 Romano FENATI	ITA Marinelli Snipers Team	KALEX	281.9	Free Practice Nr. 2
10 Luca MARINI	ITA SKY Racing Team VR46	KALEX	281.9	Race
5 Andrea LOCATELLI	ITA Italtrans Racing Team	KALEX	281.4	Free Practice Nr. 2
97 Xavi VIERGE	SPA Dynavolt Intact GP	KALEX	281.4	Free Practice Nr. 1
32 Isaac VIÑALES	SPA SAG Team	KALEX	281.1	Free Practice Nr. 2
89 Khairul Idham PAWI	MAL IDEMITSU Honda Team Asia	KALEX	280.8	Free Practice Nr. 1
87 Remy GARDNER	AUS Tech 3 Racing	TECH 3	280.8	Free Practice Nr. 2
95 Jules DANILO	FRA Nashi Argan SAG Team	KALEX	280.6	Free Practice Nr. 1
24 Simone CORSI	ITA Tasca Racing Scuderia Moto2	KALEX	280.5	Free Practice Nr. 2
7 Lorenzo BALDASSARRI	ITA Pons HP40	KALEX	280.3	Free Practice Nr. 1
62 Stefano MANZI	ITA Forward Racing Team	SUTER	280.1	Race
4 Steven ODENDAAL	RSA NTS RW Racing GP	NTS	280.0	Free Practice Nr. 2
22 Sam LOWES	GBR Swiss Innovative Investors	KTM	279.8	Free Practice Nr. 1
51 Eric GRANADO	BRA Forward Racing Team	SUTER	279.6	Free Practice Nr. 1
63 Zulfahmi KHAIRUDDIN	MAL SIC Racing Team	KALEX	279.0	Free Practice Nr. 2
64 Bo BENDSNEYDER	NED Tech 3 Racing	TECH 3	278.8	Race
45 Tetsuta NAGASHIMA	JPN IDEMITSU Honda Team Asia	KALEX	278.2	Free Practice Nr. 1
21 Federico FULIGNI	ITA Tasca Racing Scuderia Moto2	KALEX	278.2	Free Practice Nr. 2
16 Joe ROBERTS	USA NTS RW Racing GP	NTS	278.2	Free Practice Nr. 2
20 Fabio QUARTARARO	FRA Beta Tools - Speed Up Racing	SPEED UP	277.6	Race

These data/results cannot be reproduced, stored and/or transmitted in whole or in part by any manner of electronic, mechanical, photocopying, recording, broadcasting or otherwise now known or herein after developed without the previous express consent by the copyright owner, except for reproduction in daily press and regular printed publications on sale to the public within 60 days of the event related to those data/results and always provided that copyright symbol appears together as follows below.

© DORNA, 2018

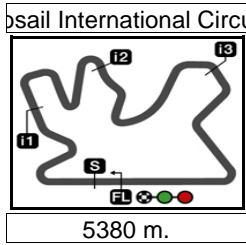
Official MotoGP Timing by TISSOT  
www.motogp.com

Doha, Sunday, March 18, 2018









GRAND PRIX OF QATAR

Race

Chronological Analysis of Performances

34

\* Lap / Sector time cancelled T1 Time from finish line to 1st intermediate T3 Time from 2nd intermed. to 3rd intermed.  
P Crossing the finish line in pit lane T2 Time from 1st intermed. to 2nd intermed. T4 Time from 3rd intermediate to finish line

Lap	Lap Time	T1	T2	T3	T4	Speed	Lap	Lap Time	T1	T2	T3	T4	Speed		
<b>1st</b>	<b>42</b>	<b>Francesco BAGNAI</b> SKY Racing Team VR ITA						<b>3rd</b>	<b>73</b>	<b>Alex MARQUEZ</b> EG 0,0 Marc VDS SPA					
		Runs=1	Total laps=20	Full laps=19					Runs=1	Total laps=20	Full laps=19				
1	2'07.107 P	32.521	31.158	29.492	33.936	172.1	1	2'08.216 P	33.196	31.493	29.455	34.072	171.4		
2	<b>2'00.716</b>	26.368	30.886	29.447	34.015	270.0	2	<b>2'00.814</b>	26.531	31.103	29.208	33.972	274.3		
3	<b>2'00.542</b>	26.342	30.866	29.350	33.984	271.4	3	<b>2'00.616</b>	26.487	31.026	29.169	33.934	275.2		
4	<b>2'00.570</b>	26.365	30.860	29.368	33.977	271.0	4	<b>2'00.541</b>	26.353	31.017	29.182	33.989	272.6		
5	<b>2'00.739</b>	26.288	30.923	29.454	34.074	270.6	5	<b>2'00.528</b>	26.337	31.068	29.152	33.971	273.9		
6	<b>2'00.569</b>	26.296	30.889	<b>29.335</b>	34.049	270.6	6	<b>2'00.435</b>	26.411	30.927	29.153	33.944	275.0		
7	<b>2'00.732</b>	26.311	30.966	29.438	34.017	271.9	7	<b>2'00.488</b>	26.439	31.004	29.181	<b>33.864</b>	276.2		
8	<b>2'00.488</b>	26.203	<b>30.849</b>	29.380	34.056	272.1	8	<b>2'00.599</b>	26.442	31.020	29.172	33.965	277.9		
9	<b>2'00.472</b>	26.301	30.913	29.348	<b>33.910</b>	271.9	9	<b>2'00.566</b>	26.444	31.004	29.225	33.893	277.2		
10	<b>2'00.541</b>	26.265	30.858	29.428	33.990	272.7	10	<b>2'00.326</b>	<b>26.331</b>	30.990	<b>29.086</b>	33.919	277.2		
11	<b>2'00.664</b>	26.307	30.896	29.411	34.050	272.4	11	<b>2'00.716</b>	26.363	31.197	29.194	33.962	<b>279.9</b>		
12	<b>2'00.554</b>	26.226	30.941	29.384	34.003	273.0	12	<b>2'00.573</b>	26.367	31.109	29.151	33.946	275.2		
13	<b>2'00.667</b>	<b>26.176</b>	30.922	29.498	34.071	271.7	13	<b>2'00.422</b>	26.337	<b>30.910</b>	29.194	33.981	273.5		
14	<b>2'00.650</b>	26.260	30.892	29.486	34.012	270.6	14	<b>2'00.718</b>	26.367	30.977	29.250	34.124	273.5		
15	<b>2'01.093</b>	26.263	30.986	29.823	34.021	272.2	15	<b>2'05.528</b>	26.745	34.309	30.010	34.464	268.9		
16	<b>2'00.688</b>	26.226	30.971	29.455	34.036	272.0	16	<b>2'01.381</b>	26.548	31.322	29.455	34.056	272.7		
17	<b>2'00.572</b>	26.243	30.914	29.449	33.966	271.7	17	<b>2'00.756</b>	26.511	31.042	29.260	33.943	273.9		
18	<b>2'00.972</b>	26.212	31.159	29.501	34.100	<b>273.4</b>	18	<b>2'00.740</b>	26.362	31.156	29.162	34.060	275.4		
19	<b>2'00.751</b>	26.315	31.037	29.417	33.982	272.2	19	<b>2'00.819</b>	26.469	30.984	29.263	34.103	274.5		
20	<b>2'00.715</b>	26.197	30.915	29.452	34.151	272.7	20	<b>2'00.645</b>	26.378	31.073	29.229	33.965	274.3		

<b>2nd</b>	<b>7</b>	<b>Lorenzo BALDASS</b> Pons HP40 ITA						<b>4th</b>	<b>54</b>	<b>Mattia PASINI</b> Italtrans Racing Team ITA					
		Runs=1	Total laps=20	Full laps=19					Runs=1	Total laps=20	Full laps=19				
1	2'07.788 P	32.946	31.238	29.549	34.055	171.3	1	2'09.431 P	33.707	31.758	29.686	34.280	177.9		
2	<b>2'00.784</b>	26.499	30.937	29.314	34.034	267.5	2	<b>2'00.944</b>	26.309	31.053	29.549	34.033	271.2		
3	<b>2'00.684</b>	26.445	30.855	29.357	34.027	269.1	3	<b>2'01.152</b>	26.393	31.089	29.594	34.076	274.5		
4	<b>2'00.303</b>	26.252	30.841	<b>29.192</b>	34.018	269.1	4	<b>2'01.112</b>	26.391	31.050	29.560	34.111	271.4		
5	<b>2'00.482</b>	26.389	30.842	29.276	33.975	268.1	5	<b>2'01.023</b>	26.408	31.059	29.451	34.105	271.1		
6	<b>2'00.784</b>	26.465	30.846	29.376	34.097	269.5	6	<b>2'01.032</b>	26.327	31.034	29.533	34.138	271.8		
7	<b>2'00.622</b>	26.308	30.894	29.330	34.090	269.9	7	<b>2'01.037</b>	26.357	31.043	29.484	34.153	272.5		
8	<b>2'00.495</b>	26.289	30.901	29.258	34.047	270.5	8	<b>2'00.885</b>	26.426	30.964	29.456	34.039	272.3		
9	<b>2'00.589</b>	26.382	30.900	29.263	34.044	269.5	9	<b>2'00.923</b>	26.354	31.074	29.452	34.043	270.8		
10	<b>2'00.524</b>	26.323	30.848	29.292	34.061	270.4	10	<b>2'00.587</b>	26.307	<b>30.899</b>	<b>29.351</b>	34.030	273.0		
11	<b>2'01.092</b>	26.462	31.298	29.333	33.999	270.2	11	<b>2'00.947</b>	26.370	31.008	29.558	34.011	272.9		
12	<b>2'00.666</b>	26.326	30.973	29.347	34.020	272.7	12	<b>2'00.875</b>	26.282	31.133	29.431	34.029	272.8		
13	<b>2'00.502</b>	26.336	<b>30.791</b>	29.326	34.049	269.3	13	<b>2'01.041</b>	26.382	31.135	29.413	34.111	271.6		
14	<b>2'00.388</b>	<b>26.226</b>	30.915	29.251	33.996	269.3	14	<b>2'00.684</b>	26.353	30.967	29.438	33.926	271.0		
15	<b>2'01.238</b>	26.629	31.064	29.406	34.139	<b>272.8</b>	15	<b>2'00.798</b>	<b>26.208</b>	31.078	29.385	34.127	272.4		
16	<b>2'00.510</b>	26.365	30.849	29.343	33.953	269.5	16	<b>2'00.920</b>	26.373	31.081	29.477	33.989	273.4		
17	<b>2'00.721</b>	26.396	30.966	29.403	33.956	269.6	17	<b>2'00.645</b>	26.297	31.025	29.376	33.947	273.1		
18	<b>2'00.685</b>	26.319	31.018	29.351	33.997	270.4	18	<b>2'00.750</b>	26.278	31.133	29.419	<b>33.920</b>	<b>275.0</b>		
19	<b>2'00.372</b>	26.271	30.888	29.266	<b>33.947</b>	270.1	19	<b>2'00.692</b>	26.241	31.034	29.495	33.922	274.5		
20	<b>2'00.685</b>	26.271	30.915	29.302	34.197	272.7	20	<b>2'00.981</b>	26.319	30.983	29.508	34.171	273.6		

**Fastest Lap:** Francesco BAGNAIA SKY Racing Team VR ITA **2'00.472** 26.301 30.913 29.348 33.910

These data/results cannot be reproduced, stored and/or transmitted in whole or in part by any manner of electronic, mechanical, photocopying, recording, broadcasting or otherwise now known or herein after developed without the previous express consent by the copyright owner, except for reproduction in daily press and regular printed publications on sale to the public within 60 days of the event related to those data/results and always provided that copyright symbol appears together as follows below.  
© DORNA, 2018





## Race

## Moto2

Lap	Lap Time	T1	T2	T3	T4	Speed	Lap	Lap Time	T1	T2	T3	T4	Speed
<b>5th</b>	<b>44</b>	<b>Miguel OLIVEIRA</b> Red Bull KTM Ajo POR					9	<b>2'00.821</b>	26.373	31.148	29.433	33.867	277.0
		Runs=1	Total laps=20		Full laps=19		10	<b>2'00.711</b>	26.309	31.011	29.324	34.067	278.7
1	2'09.749	P	33.774	31.889	29.889	34.197	174.0						
2	<b>2'01.210</b>		26.715	31.104	29.493	33.898	280.5						
3	<b>2'01.185</b>		26.591	31.150	29.397	34.047	279.7						
4	<b>2'01.140</b>		26.421	31.319	29.400	34.000	276.4						
5	<b>2'01.075</b>		26.339	31.261	29.446	34.029	278.4						
6	<b>2'01.265</b>		26.657	31.192	29.374	34.042	279.2						
7	<b>2'00.853</b>		26.412	31.189	29.274	33.978	278.5						
8	<b>2'01.225</b>		26.460	31.304	29.388	34.073	280.5						
9	<b>2'00.833</b>		26.443	31.119	29.314	33.957	276.7						
10	<b>2'00.975</b>		26.326	31.275	29.365	34.009	279.1						
11	<b>2'01.024</b>		26.451	31.129	29.383	34.061	272.5						
12	<b>2'01.190</b>		26.494	31.250	29.435	34.011	278.9						
13	<b>2'00.908</b>		26.299	31.112	29.471	34.026	281.1						
14	<b>2'00.698</b>	26.270	31.089	29.381	33.958	277.0							
15	<b>2'00.931</b>		26.273	31.080	29.403	34.175	276.4						
16	<b>2'01.192</b>		26.438	31.163	29.545	34.046	275.2						
17	<b>2'00.818</b>		26.424	30.955	29.473	33.966	273.9						
18	<b>2'01.115</b>		26.361	31.129	29.511	34.114	275.0						
19	<b>2'01.266</b>		26.498	31.186	29.480	34.102	273.6						
20	<b>2'01.446</b>		26.509	31.184	29.694	34.059	273.3						
<b>6th</b>	<b>41</b>	<b>Brad BINDER</b> Red Bull KTM Ajo RSA					9	<b>2'01.033</b>	26.399	31.113	29.510	34.011	273.1
		Runs=1	Total laps=20		Full laps=19		10	<b>2'00.813</b>	26.312	31.048	29.477	33.976	274.1
1	2'09.846	P	33.848	31.954	29.840	34.204	182.8						
2	<b>2'01.003</b>		26.496	31.114	29.432	33.961	282.8						
3	<b>2'01.065</b>		26.326	31.092	29.484	34.163	277.2						
4	<b>2'00.998</b>		26.369	31.191	29.375	34.063	277.4						
5	<b>2'01.249</b>		26.424	31.232	29.378	34.215	275.2						
6	<b>2'01.108</b>		26.565	31.066	29.448	34.029	272.1						
7	<b>2'01.041</b>		26.414	31.042	29.404	34.181	274.6						
8	<b>2'01.012</b>		26.434	30.991	29.477	34.110	274.8						
9	<b>2'00.904</b>		26.405	31.047	29.444	34.008	273.1						
10	<b>2'01.111</b>		26.481	31.285	29.315	34.030	274.9						
11	<b>2'01.027</b>		26.385	31.080	29.462	34.100	276.0						
12	<b>2'01.271</b>		26.536	31.225	29.440	34.070	279.4						
13	<b>2'00.804</b>	26.282	31.091	29.389	34.042	275.6							
14	<b>2'00.876</b>		26.343	31.028	29.443	34.062	274.2						
15	<b>2'01.219</b>		26.575	31.152	29.379	34.113	275.0						
16	<b>2'01.087</b>		26.351	31.216	29.448	34.072	279.7						
17	<b>2'00.880</b>		26.466	31.109	29.407	33.898	277.4						
18	<b>2'01.028</b>		26.300	31.212	29.531	33.985	278.5						
19	<b>2'01.282</b>		26.589	31.126	29.505	34.062	275.3						
20	<b>2'01.335</b>		26.448	31.217	29.650	34.020	278.5						
<b>7th</b>	<b>23</b>	<b>Marcel SCHROTTE</b> Dynavolt Intact GP GER					9	<b>2'01.592</b>	26.557	31.482	29.515	34.038	273.4
		Runs=1	Total laps=20		Full laps=19		10	<b>2'01.982</b>	26.733	31.618	29.668	33.963	275.7
1	2'08.662	P	33.285	31.620	29.690	34.067	180.1						
2	<b>2'01.531</b>		26.551	31.272	29.532	34.176	271.3						
3	<b>2'01.559</b>		26.423	31.117	29.828	34.191	271.4						
4	<b>2'01.372</b>		26.629	31.254	29.532	33.957	273.0						
5	<b>2'01.068</b>		26.358	31.270	29.454	33.986	274.3						
6	<b>2'01.250</b>		26.685	31.110	29.463	33.992	275.9						
7	<b>2'00.917</b>		26.413	31.048	29.488	33.968	277.1						
8	<b>2'01.090</b>		26.483	31.180	29.428	33.999	277.7						
<b>8th</b>	<b>97</b>	<b>Xavi VIERGE</b> Dynavolt Intact GP SPA					9	<b>2'01.033</b>	26.399	31.113	29.510	34.011	273.1
		Runs=1	Total laps=20		Full laps=19		10	<b>2'00.813</b>	26.312	31.048	29.477	33.976	274.1
1	2'09.502	P	33.593	31.593	30.095	34.221	182.6						
2	<b>2'01.312</b>		26.601	31.163	29.513	34.035	275.8						
3	<b>2'01.585</b>		26.546	31.158	29.754	34.127	272.8						
4	<b>2'01.160</b>		26.485	31.177	29.543	33.955	274.8						
5	<b>2'01.274</b>		26.500	31.083	29.604	34.087	275.6						
6	<b>2'01.135</b>		26.514	31.207	29.521	33.893	273.7						
7	<b>2'00.850</b>		26.437	31.102	29.379	33.932	274.5						
8	<b>2'01.225</b>		26.467	31.174	29.528	34.056	275.1						
9	<b>2'01.033</b>		26.399	31.113	29.510	34.011	273.1						
10	<b>2'00.813</b>		26.312	31.048	29.477	33.976	274.1						
11	<b>2'00.864</b>		26.417	31.059	29.531	33.857	274.5						
12	<b>2'01.224</b>		26.527	31.210	29.562	33.925	271.2						
13	<b>2'00.979</b>		26.324	31.106	29.546	34.003	276.0						
14	<b>2'00.973</b>		26.334	30.999	29.584	34.056	273.5						
15	<b>2'00.905</b>		26.324	31.043	29.562	33.976	274.5						
16	<b>2'01.417</b>		26.430	31.288	29.721	33.978	275.3						
17	<b>2'01.119</b>		26.605	31.080	29.622	33.812	274.8						
18	<b>2'01.273</b>		26.564	31.117	29.681	33.911	278.9						
19	<b>2'01.510</b>		26.568	31.299	29.688	33.955	276.8						
20	<b>2'01.165</b>		26.522	31.101	29.583	33.959	275.2						
<b>9th</b>	<b>10</b>	<b>Luca MARINI</b> SKY Racing Team VR ITA					9	<b>2'01.592</b>	26.557	31.482	29.515	34.038	273.4
		Runs=1	Total laps=20		Full laps=19		10	<b>2'01.982</b>	26.733	31.618	29.668	33.963	275.7
1	2'11.119	P	34.488	32.449	30.004	34.178	187.9						
2	<b>2'01.839</b>		26.581	31.379	29.715	34.164	276.6						
3	<b>2'01.704</b>		26.484	31.328	29.631	34.261	277.3						
4	<b>2'01.818</b>		26.608	31.477	29.572	34.161	281.9						
5	<b>2'01.306</b>		26.531	31.260	29.392	34.123	279.9						
6	<b>2'01.196</b>		26.474	31.114	29.518	34.090	272.9						
7	<b>2'01.796</b>		26.950	31.128	29.447	34.271	273.7						
8	<b>2'01.862</b>		26.535	31.453	29.656	34.218	273.3						
9	<b>2'01.592</b>		26.557	31.482	29.515	34.038	273.4						
10	<b>2'01.982</b>		26.733	31.618	29.668	33.963	275.7						
11	<b>2'01.287</b>		26.514	31.223	29.415	34.135	281.2						
12	<b>2'01.215</b>		26.449	31.149	29.456	34.161	278.6						
13	<b>2'01.456</b>		26.565	31.090	29.533	34.268	271.6						
14	<b>2'01.705</b>		26.605	31.182	29.666	34.252	271.6						
15	<b>2'01.796</b>		26.460	31.479	29.662	34.195	273.0						
16	<b>2'01.611</b>		26.654	31.223	29.540	34.194	273.0						
17	<b>2'01.310</b>		26.512	31.188	29.554	34.056	276.3						
18	<b>2'01.395</b>		26.417	31.264	29.574	34.140	278.9						
<b>Fastest Lap:</b> Francesco BAGNAIA SKY Racing Team VR ITA							<b>2'00.472</b>	26.301	30.913	29.348	33.910		

These data/results cannot be reproduced, stored and/or transmitted in whole or in part by any manner of electronic, mechanical, photocopying, recording, broadcasting or otherwise now known or herein after developed without the previous express consent by the copyright owner, except for reproduction in daily press and regular printed publications on sale to the public within 60 days of the event related to those data/results and always provided that copyright symbol appears together as follows below.  
© DORNA, 2018

## Race

## Moto2

Lap	Lap Time	T1	T2	T3	T4	Speed	Lap	Lap Time	T1	T2	T3	T4	Speed		
19	2'01.357	26.533	31.234	29.544	34.046	276.7	6	2'01.999	26.850	31.434	29.577	34.138	270.8		
20	2'01.146	26.377	31.104	29.544	34.121	278.2	7	2'01.838	26.607	31.446	29.606	34.179	270.4		
<b>10th 9 Jorge NAVARRO</b> Federal Oil Gresini M SPA							8	2'01.705	26.516	31.332	29.582	34.275	270.5		
Runs=1 Total laps=20 Full laps=19							9	2'01.803	26.471	31.442	29.580	34.310	272.0		
1	2'10.812	P	34.156	32.420	29.935	34.301	177.1	10	2'02.094	26.601	31.440	29.801	34.252	274.9	
2	2'02.345		27.064	31.353	29.690	34.238	272.7	11	2'02.021	26.607	31.376	29.810	34.228	275.5	
3	2'02.105		26.796	31.533	29.574	34.202	278.3	12	2'02.112	26.481	31.354	29.789	34.488	275.6	
4	2'01.587		26.567	31.250	29.585	34.185	274.5	13	2'02.712	26.734	31.456	29.718	34.804	265.1	
5	2'02.086		26.817	31.471	29.655	34.143	279.0	14	2'02.513	26.899	31.412	29.700	34.502	268.1	
6	2'01.487		26.616	31.135	29.548	34.188	275.2	15	2'01.992	26.617	31.613	29.593	34.169	276.2	
7	2'01.335		26.550	31.160	29.552	34.073	276.6	16	2'02.133	26.620	31.485	29.861	34.167	269.5	
8	2'01.217		26.596	31.107	29.473	34.041	273.0	17	2'01.527	26.590	31.354	29.571	34.012	276.9	
9	2'01.657		26.704	31.352	29.615	33.986	280.0	18	2'02.048	26.637	31.287	29.682	34.442	278.2	
10	2'01.450		26.572	31.259	29.630	33.989	275.1	19	2'01.916	26.689	31.283	29.652	34.292	266.9	
11	2'01.312		26.539	31.024	29.552	34.197	277.2	20	2'02.203	26.683	31.363	29.661	34.496	267.3	
12	2'01.570		26.739	31.133	29.522	34.176	270.2	<b>13th 40 Hector BARBERA</b> Pons HP40 SPA							
13	2'01.328		26.639	31.078	29.491	34.120	271.9	Runs=1 Total laps=20 Full laps=19							
14	2'01.679		26.642	31.166	29.671	34.200	273.5	1	2'13.001	P	35.447	32.821	30.324	34.409	187.2
15	2'01.768		26.658	31.323	29.653	34.134	275.7	2	2'02.505		26.960	31.691	29.606	34.248	281.0
16	2'01.323		26.472	30.978	29.656	34.217	276.3	3	2'01.797		26.548	31.456	29.522	34.271	280.9
17	2'01.425		26.584	30.993	29.705	34.143	270.6	4	2'02.422		26.563	32.021	29.555	34.283	276.4
18	2'01.317		26.497	30.956	29.736	34.128	271.2	5	2'02.501		26.560	31.531	29.804	34.606	275.3
19	2'01.460		26.659	31.069	29.623	34.109	269.8	6	2'01.785		26.780	31.372	29.487	34.146	272.9
20	2'01.500		26.706	31.082	29.665	34.047	271.1	7	2'01.678		26.677	31.219	29.576	34.206	278.9
<b>11th 36 Joan MIR</b> EG 0,0 Marc VDS SPA							8	2'01.841	26.590	31.166	29.745	34.340	278.4		
Runs=1 Total laps=20 Full laps=19							9	2'01.378	26.581	31.151	29.475	34.171	273.9		
1	2'10.829	P	34.570	32.294	29.777	34.188	196.7	10	2'01.640		26.638	31.211	29.693	34.098	276.3
2	2'01.691		26.679	31.247	29.619	34.146	276.1	11	2'01.841		26.634	31.270	29.759	34.178	274.9
3	2'01.759		26.642	31.340	29.530	34.247	281.4	12	2'01.528		26.483	31.182	29.620	34.243	275.6
4	2'01.815		26.696	31.156	29.521	34.442	271.4	13	2'02.105		26.623	31.410	29.673	34.399	272.7
5	2'01.693		26.601	31.165	29.550	34.377	269.8	14	2'02.225		26.727	31.645	29.668	34.185	278.4
6	2'02.063		26.739	31.224	29.808	34.292	270.0	15	2'01.639		26.554	31.254	29.651	34.180	276.6
7	2'01.543		26.687	31.245	29.491	34.120	276.5	16	2'02.224		26.675	31.565	29.486	34.498	275.2
8	2'01.481		26.553	31.193	29.575	34.160	274.1	17	2'01.773		26.491	31.218	29.802	34.262	273.6
9	2'02.276		26.657	31.385	29.873	34.361	276.9	18	2'02.820		26.914	31.481	29.951	34.474	278.3
10	2'01.545		26.536	31.315	29.527	34.167	275.2	19	2'01.564		26.640	31.197	29.609	34.118	263.0
11	2'01.440		26.561	31.228	29.490	34.161	273.9	20	2'01.834		26.599	31.445	29.468	34.322	272.6
12	2'01.454		26.519	31.211	29.533	34.191	273.1	<b>14th 24 Simone CORSI</b> Tasca Racing Scuderi ITA							
13	2'01.532		26.485	31.135	29.551	34.361	271.4	Runs=1 Total laps=20 Full laps=19							
14	2'01.561		26.499	31.296	29.524	34.242	272.1	1	2'10.149	P	34.070	32.049	29.831	34.199	188.3
15	2'01.753		26.544	31.320	29.645	34.244	272.8	2	2'02.165		26.754	31.308	29.763	34.340	277.2
16	2'01.572		26.561	31.272	29.565	34.174	272.4	3	2'02.118		26.637	31.415	29.801	34.265	271.9
17	2'01.400		26.466	31.234	29.452	34.248	272.7	4	2'01.890		26.629	31.341	29.715	34.205	274.8
18	2'01.466		26.489	31.174	29.583	34.220	274.2	5	2'01.979		26.566	31.244	29.815	34.354	273.2
19	2'01.869		26.695	31.166	29.624	34.384	272.5	6	2'02.046		26.763	31.307	29.677	34.299	272.5
20	2'02.085		26.620	31.229	29.661	34.575	272.0	7	2'02.234		26.865	31.415	29.688	34.266	270.1
<b>12th 87 Remy GARDNER</b> Tech 3 Racing AUS							8	2'01.994	26.551	31.308	29.715	34.420	272.6		
Runs=1 Total laps=20 Full laps=19							9	2'02.071	26.662	31.303	29.774	34.332	271.2		
1	2'10.001	P	33.996	31.909	29.868	34.228	182.3	10	2'02.147		26.643	31.376	29.777	34.351	272.1
2	2'01.478		26.694	31.183	29.439	34.162	277.1	11	2'02.076		26.613	31.309	29.797	34.357	271.2
3	2'03.254		28.178	31.268	29.653	34.155	270.6	12	2'02.416		27.054	31.457	29.703	34.202	270.8
4	2'01.955		26.628	31.570	29.548	34.209	279.7	13	2'02.468		26.698	31.502	29.849	34.419	276.4
5	2'02.790		26.538	31.782	30.007	34.463	276.4	14	2'01.888		26.628	31.351	29.665	34.244	273.2
								15	2'01.925		26.565	31.469	29.749	34.142	271.4

**Fastest Lap:** Francesco BAGNAIA SKY Racing Team VR ITA 2'00.472 26.301 30.913 29.348 33.910

These data/results cannot be reproduced, stored and/or transmitted in whole or in part by any manner of electronic, mechanical, photocopying, recording, broadcasting or otherwise now known or herein after developed without the previous express consent by the copyright owner, except for reproduction in daily press and regular printed publications on sale to the public within 60 days of the event related to those data/results and always provided that copyright symbol appears together as follows below.  
© DORNA, 2018

## Race

## Moto2

Lap	Lap Time	T1	T2	T3	T4	Speed	Lap	Lap Time	T1	T2	T3	T4	Speed
16	2'02.257	26.730	31.362	29.760	34.405	272.4	3	2'02.490	26.780	31.427	29.698	34.585	279.4
17	2'01.955	26.589	31.282	29.797	34.287	269.0	4	2'01.881	26.556	31.670	29.601	34.054	274.3
18	2'02.914	26.948	31.411	30.215	34.340	269.8	5	2'02.110	26.706	31.250	29.784	34.370	272.7
19	2'02.210	26.561	31.582	29.886	34.181	271.0	6	2'02.299	27.023	31.400	29.581	34.295	274.3
20	2'01.632	26.486	31.284	29.627	34.235	273.4	7	2'01.956	26.772	31.294	29.879	34.011	272.9

**15th 77** **Dominique AEGER** Kiefer Racing SWI  
Runs=1 Total laps=20 Full laps=19

1	2'11.972	P	34.652	32.648	30.048	34.624	192.1
2	2'02.730		26.728	31.536	30.044	34.422	272.4
3	2'02.045		26.619	31.330	29.641	34.455	268.1
4	2'02.025		26.621	31.470	29.578	34.356	282.2
5	2'01.893		26.496	31.381	29.638	34.378	273.9
6	2'02.034		26.504	31.528	29.666	34.336	273.4
7	2'01.776		26.483	31.388	29.614	34.291	272.6
8	2'02.004		26.454	31.273	29.686	34.591	272.7
9	2'02.034		26.639	31.367	29.664	34.364	276.2
10	2'01.587		26.494	31.250	29.622	34.221	273.4
11	2'01.872		26.471	31.335	29.659	34.407	272.7
12	2'01.918		26.495	31.344	29.745	34.334	271.9
13	2'02.093		26.494	31.449	29.696	34.454	276.2
14	2'02.594		26.929	31.710	29.713	34.242	279.4
15	2'02.091		26.757	31.476	29.607	34.251	275.5
16	2'02.178		26.629	31.492	29.757	34.300	275.9
17	2'02.109		26.587	31.622	29.729	34.171	276.6
18	2'02.038		26.522	31.450	29.842	34.224	277.2
19	2'02.053		26.523	31.405	29.888	34.237	278.7
20	2'01.626		26.528	31.359	29.525	34.214	277.9

**16th 32** **Isaac VINALES** SAG Team SPA  
Runs=1 Total laps=20 Full laps=19

1	2'11.971	P	34.732	32.675	30.014	34.550	189.2
2	2'02.317		26.883	31.482	29.677	34.275	270.6
3	2'02.275		26.701	31.191	29.659	34.724	272.6
4	2'01.692		26.721	31.214	29.526	34.231	270.0
5	2'01.809		26.565	31.499	29.633	34.112	273.9
6	2'01.899		26.977	31.188	29.609	34.125	276.1
7	2'01.682		26.870	31.168	29.572	34.072	276.7
8	2'01.453		26.652	31.211	29.469	34.121	276.3
9	2'01.794		26.675	31.323	29.615	34.181	275.8
10	2'02.232		26.826	31.308	29.794	34.304	276.9
11	2'02.274		26.908	31.298	29.663	34.405	269.5
12	2'02.159		26.598	31.561	29.752	34.248	272.5
13	2'02.182		26.649	31.403	29.612	34.518	273.2
14	2'02.095		26.855	31.235	29.687	34.318	266.7
15	2'02.452		26.614	31.337	29.768	34.733	272.5
16	2'02.330		26.903	31.377	29.815	34.235	270.9
17	2'02.112		26.702	31.539	29.685	34.186	273.9
18	2'02.007		26.620	31.368	29.747	34.272	272.8
19	2'02.459		27.002	31.319	29.875	34.263	261.8
20	2'01.660		26.613	31.291	29.590	34.166	273.0

**17th 52** **Danny KENT** Beta Tools - Speed U GBR  
Runs=1 Total laps=20 Full laps=19

1	2'10.398	P	34.055	32.215	29.809	34.319	175.7
2	2'02.625		26.973	31.519	29.776	34.357	274.3

8	2'02.542		26.781	31.372	29.713	34.676	278.1
9	2'01.679		26.722	31.235	29.584	34.138	271.1
10	2'01.160		26.499	31.163	29.596	33.902	272.1
11	2'01.871		26.650	31.290	29.805	34.126	274.8
12	2'02.061		26.680	31.396	29.609	34.376	277.4
13	2'01.809		26.655	31.274	29.666	34.214	267.9
14	2'02.141		26.677	31.374	29.750	34.340	266.7
15	2'02.492		26.839	31.606	29.729	34.318	267.1
16	2'02.701		26.939	31.782	29.725	34.255	265.0
17	2'02.215		26.734	31.725	29.703	34.053	273.6
18	2'02.648		26.647	31.502	30.068	34.431	274.1
19	2'02.255		26.856	31.417	29.828	34.154	279.4
20	2'02.427		26.715	31.516	29.793	34.403	279.2

**18th 64** **Bo BENDSNEYDER** Tech 3 Racing NED  
Runs=1 Total laps=20 Full laps=19

1	2'12.963	P	35.198	32.954	30.160	34.651	190.3
2	2'02.925		26.904	31.601	30.101	34.319	277.7
3	2'02.142		26.785	31.469	29.730	34.158	273.1
4	2'02.412		26.711	31.592	29.915	34.194	271.0
5	2'02.280		26.784	31.509	29.824	34.163	272.3
6	2'02.666		26.806	31.686	29.814	34.360	278.8
7	2'02.325		26.846	31.452	29.721	34.306	276.9
8	2'02.271		26.680	31.396	29.785	34.410	268.1
9	2'01.918		26.681	31.314	29.674	34.249	267.1
10	2'01.821		26.591	31.366	29.668	34.196	268.6
11	2'01.909		26.560	31.383	29.726	34.240	270.5
12	2'01.855		26.622	31.301	29.708	34.224	268.5
13	2'02.157		26.604	31.499	29.749	34.305	270.2
14	2'01.847		26.653	31.406	29.722	34.066	271.5
15	2'01.535		26.552	31.414	29.621	33.948	272.4
16	2'02.159		26.763	31.315	29.907	34.174	270.7
17	2'01.737		26.647	31.245	29.661	34.184	266.2
18	2'01.750		26.589	31.262	29.672	34.227	266.2
19	2'01.826		26.651	31.277	29.658	34.240	268.3
20	2'01.686		26.566	31.431	29.580	34.109	268.9

**19th 5** **Andrea LOCATELLI** Italtrans Racing Team ITA  
Runs=1 Total laps=20 Full laps=19

1	2'12.140	P	34.808	32.768	30.180	34.384	196.8
2	2'02.847		27.078	31.488	29.953	34.328	276.8
3	2'02.078		26.726	31.483	29.697	34.172	279.2
4	2'03.021		26.706	31.844	30.456	34.015	278.7
5	2'02.294		26.587	31.390	29.777	34.540	279.1
6	2'01.819		26.729	31.490	29.573	34.027	276.7
7	2'01.682		26.619	31.330	29.634	34.099	279.3
8	2'02.200		26.700	31.531	29.791	34.178	279.5
9	2'01.886		26.670	31.369	29.664	34.183	279.9
10	2'02.308		26.633	31.364	29.906	34.405	274.5
11	2'02.164		26.649	31.414	29.916	34.185	274.3
12	2'02.643		27.187	31.530	29.692	34.234	273.9

**Fastest Lap:** Francesco BAGNAIA SKY Racing Team VR ITA 2'00.472 26.301 30.913 29.348 33.910

These data/results cannot be reproduced, stored and/or transmitted in whole or in part by any manner of electronic, mechanical, photocopying, recording, broadcasting or otherwise now known or herein after developed without the previous express consent by the copyright owner, except for reproduction in daily press and regular printed publications on sale to the public within 60 days of the event related to those data/results and always provided that copyright symbol appears together as follows below.  
© DORNA, 2018



## Race

## Moto2

Lap	Lap Time	T1	T2	T3	T4	Speed	Lap	Lap Time	T1	T2	T3	T4	Speed		
13	<b>2'02.321</b>	26.881	31.466	29.735	34.239	274.6	<b>22nd 4</b>	<b>Steven ODENDAAL</b> NTS RW Racing GP RSA							
14	<b>2'02.392</b>	26.762	31.670	29.857	34.103	274.7		Runs=1	Total laps=20	Full laps=19					
15	<b>2'02.247</b>	26.740	31.619	29.857	34.031	277.4		1	2'12.373	P	34.897	32.976	30.036	34.464	191.2
16	<b>2'01.943</b>	26.635	<b>31.311</b>	29.752	34.245	278.0		2	<b>2'02.798</b>		26.960	31.653	29.775	34.410	276.5
17	<b>2'02.062</b>	26.619	31.379	29.812	34.252	275.0		3	<b>2'03.367</b>		26.671	31.776	30.681	34.239	276.4
18	<b>2'02.323</b>	26.762	31.408	29.884	34.269	274.7		4	<b>2'02.130</b>		<b>26.606</b>	31.499	29.739	34.286	272.9
19	<b>2'02.466</b>	26.790	31.433	29.861	34.382	274.3		5	<b>2'02.240</b>		26.622	31.737	29.645	34.236	274.2
20	<b>2'02.194</b>	26.705	31.439	29.821	34.229	274.3		6	<b>2'02.648</b>		26.679	31.909	29.679	34.381	278.7

**20th 20** **Fabio QUARTARAR** Beta Tools - Speed U FRA  
Runs=1 Total laps=20 Full laps=19

1	2'11.923	P	34.412	32.610	30.072	34.829	185.1
2	<b>2'03.523</b>		27.863	31.430	29.629	34.601	271.8
3	<b>2'02.041</b>		26.884	31.486	29.463	34.208	274.3
4	<b>2'01.939</b>		26.717	31.565	<b>29.413</b>	34.244	274.1
5	<b>2'02.323</b>		26.761	31.485	29.616	34.461	274.3
6	<b>2'02.135</b>		26.825	31.384	29.481	34.445	268.5
7	<b>2'02.718</b>		27.152	31.594	29.677	34.295	269.1
8	<b>2'02.005</b>		26.623	31.407	29.542	34.433	274.5
9	<b>2'02.057</b>		26.720	31.447	29.622	34.268	272.5
10	<b>2'02.032</b>		26.751	31.411	29.695	34.175	272.5
11	<b>2'01.987</b>		26.700	31.423	29.584	34.280	<b>277.6</b>
12	<b>2'02.201</b>		26.704	31.374	29.638	34.485	271.7
13	<b>2'02.141</b>		26.747	31.413	29.640	34.341	266.0
14	<b>2'02.265</b>		26.957	<b>31.347</b>	29.633	34.328	266.7
15	<b>2'01.720</b>		26.620	31.401	29.480	34.219	267.4
16	<b>2'04.512</b>		29.219	31.479	29.528	34.286	268.3
17	<b>2'01.954</b>		26.730	31.437	29.561	34.226	268.7
18	<b>2'01.602</b>		26.654	31.386	29.486	<b>34.076</b>	269.9
19	<b>2'01.832</b>		<b>26.576</b>	31.378	29.596	34.282	270.8
20	<b>2'02.249</b>		26.725	31.580	29.671	34.273	276.7

**21st 45** **Tetsuta NAGASHIM** IDEMITSU Honda Te JPN  
Runs=1 Total laps=20 Full laps=19

1	2'13.328	P	35.659	32.721	30.376	34.572	193.8
2	<b>2'02.725</b>		27.011	31.579	29.736	34.399	<b>275.0</b>
3	<b>2'02.133</b>		26.724	31.506	29.734	34.169	274.5
4	<b>2'01.801</b>		26.685	<b>31.263</b>	29.722	<b>34.131</b>	273.6
5	<b>2'02.622</b>		26.821	31.533	29.719	34.549	272.7
6	<b>2'02.003</b>		26.750	31.414	29.692	34.147	275.0
7	<b>2'01.748</b>		26.560	31.296	29.662	34.230	271.6
8	<b>2'01.947</b>		26.637	31.277	29.759	34.274	273.1
9	<b>2'02.850</b>		27.368	31.481	29.722	34.279	273.8
10	<b>2'02.139</b>		26.816	31.303	<b>29.625</b>	34.395	271.2
11	<b>2'02.350</b>		26.672	31.441	29.811	34.426	270.8
12	<b>2'02.128</b>		26.806	31.321	29.674	34.327	268.8
13	<b>2'02.252</b>		26.626	31.438	29.752	34.436	271.6
14	<b>2'02.088</b>		<b>26.486</b>	31.574	29.793	34.235	271.6
15	<b>2'01.893</b>		26.581	31.288	29.752	34.272	271.4
16	<b>2'02.205</b>		26.816	31.309	29.892	34.188	269.7
17	<b>2'02.312</b>		26.793	31.500	29.709	34.310	272.5
18	<b>2'02.571</b>		26.734	31.286	29.976	34.575	271.6
19	<b>2'02.620</b>		26.898	31.445	29.889	34.388	266.2
20	<b>2'02.056</b>		26.723	31.324	29.720	34.289	270.0

**23rd 89** **Khairul Idham PAWI** IDEMITSU Honda Te MAL  
Runs=1 Total laps=20 Full laps=19

1	2'15.755	P	35.903	32.892	30.427	36.533	196.4
2	<b>2'03.486</b>		27.135	31.708	30.132	34.511	268.8
3	<b>2'02.624</b>		26.904	31.294	29.915	34.511	268.5
4	<b>2'02.931</b>		26.710	31.780	29.930	34.511	267.7
5	<b>2'03.068</b>		26.963	31.622	29.913	34.570	<b>275.9</b>
6	<b>2'02.538</b>		26.890	31.334	29.836	34.478	262.9
7	<b>2'02.371</b>		26.803	31.259	29.917	34.392	265.1
8	<b>2'02.303</b>		26.758	31.244	29.930	34.371	265.7
9	<b>2'01.834</b>		<b>26.604</b>	31.240	29.743	34.247	265.8
10	<b>2'02.327</b>		26.775	31.250	29.821	34.481	267.1
11	<b>2'02.106</b>		26.658	31.340	29.784	34.324	267.0
12	<b>2'01.974</b>		26.684	<b>31.205</b>	<b>29.718</b>	34.367	266.6
13	<b>2'02.541</b>		26.641	31.757	29.775	34.368	265.6
14	<b>2'02.294</b>		26.639	31.368	29.866	34.421	265.4
15	<b>2'02.569</b>		26.661	31.442	29.845	34.621	267.0
16	<b>2'02.265</b>		26.770	31.457	29.747	34.291	266.8
17	<b>2'02.825</b>		26.705	31.691	30.150	34.279	272.5
18	<b>2'02.083</b>		26.653	31.393	29.742	34.295	273.9
19	<b>2'02.333</b>		26.710	31.487	29.775	34.361	267.1
20	<b>2'02.351</b>		26.631	31.615	29.873	<b>34.232</b>	267.8

**24th 13** **Romano FENATI** Marinelli Snipers Tea ITA  
Runs=1 Total laps=20 Full laps=19

1	2'09.707	P	33.521	31.823	30.019	34.344	174.1
2	<b>2'02.693</b>		26.973	31.730	29.719	34.271	276.8
3	<b>2'02.123</b>		<b>26.625</b>	31.614	29.673	34.211	279.4
4	<b>2'01.995</b>		26.694	31.437	29.588	34.276	<b>281.3</b>
5	<b>2'01.893</b>		26.655	<b>31.347</b>	<b>29.580</b>	34.311	278.9
6	<b>2'02.465</b>		26.986	31.458	29.662	34.359	277.5
7	<b>2'04.781</b>		28.986	31.622	29.864	34.309	276.7
8	<b>2'02.352</b>		26.757	31.501	29.781	34.313	275.2

**Fastest Lap:** Francesco BAGNAIA SKY Racing Team VR ITA **2'00.472** 26.301 30.913 29.348 33.910

These data/results cannot be reproduced, stored and/or transmitted in whole or in part by any manner of electronic, mechanical, photocopying, recording, broadcasting or otherwise now known or herein after developed without the previous express consent by the copyright owner, except for reproduction in daily press and regular printed publications on sale to the public within 60 days of the event related to those data/results and always provided that copyright symbol appears together as follows below.  
© DORNA, 2018

Official MotoGP Timing by TISSOT  
www.motogp.com

Doha, Sunday, March 18, 2018

Page 5 of 7



## Race

## Moto2

Lap	Lap Time	T1	T2	T3	T4	Speed	Lap	Lap Time	T1	T2	T3	T4	Speed
9	2'02.307	27.024	31.469	29.633	34.181	276.2	19	2'04.290	27.155	31.942	30.304	34.889	267.1
10	2'02.253	26.725	31.489	29.761	34.278	276.1	20	2'04.120	27.033	31.905	30.352	34.830	266.4
11	2'05.496	29.381	31.793	29.911	34.411	276.6	<b>27th 95 Jules DANILLO</b> Nashi Argan SAG Tea FRA						
12	2'03.132	27.071	31.734	29.992	34.335	272.1	Runs=1 Total laps=20 Full laps=19						
13	2'02.746	26.812	31.587	29.959	34.388	273.0	1	2'13.830	P 35.399	33.161	30.427	34.843	201.4
14	2'02.766	26.951	31.602	29.936	34.277	271.4	2	2'03.858	27.312	31.596	30.193	34.757	274.8
15	2'03.300	26.959	31.912	30.041	34.388	273.3	3	2'03.557	27.177	31.619	30.137	34.624	274.0
16	2'02.771	26.822	31.620	29.980	34.349	273.3	4	2'03.404	27.036	31.689	30.032	34.647	272.7
17	2'02.908	26.817	31.613	30.207	34.271	274.1	5	2'03.833	27.067	31.904	30.235	34.627	273.2
18	2'02.662	26.741	31.808	29.810	34.303	273.4	6	2'03.464	26.984	31.666	30.035	34.779	273.9
19	2'03.102	26.912	31.855	29.958	34.377	275.2	7	2'03.755	27.366	31.577	30.153	34.659	272.0
20	2'02.912	26.931	31.691	29.826	34.464	274.3	8	2'03.542	27.108	31.605	30.158	34.671	273.7
<b>25th 16 Joe ROBERTS</b> NTS RW Racing GP USA							9	2'03.072	26.980	31.448	30.089	34.555	272.1
Runs=1 Total laps=20 Full laps=19							10	2'03.355	27.100	31.553	30.037	34.665	271.9
1	2'12.900	P 34.990	33.040	30.166	34.704	199.9	11	2'03.740	27.198	31.700	30.229	34.613	272.0
2	2'04.256	27.479	32.092	30.066	34.619	273.4	12	2'03.423	27.141	31.536	30.110	34.636	271.2
3	2'03.598	27.188	31.885	29.997	34.528	270.6	13	2'03.571	27.082	31.617	30.212	34.660	270.2
4	2'03.526	27.084	31.896	29.956	34.590	267.1	14	2'03.834	27.228	31.474	30.308	34.824	269.7
5	2'03.797	27.155	32.045	30.081	34.516	266.7	15	2'03.596	27.256	31.526	30.155	34.659	271.1
6	2'03.935	27.157	31.760	30.288	34.730	272.0	16	2'03.355	27.053	31.484	30.182	34.636	270.0
7	2'03.198	26.923	31.706	30.099	34.470	274.1	17	2'03.617	27.231	31.644	30.238	34.504	271.4
8	2'03.032	26.890	31.605	30.011	34.526	267.9	18	2'03.874	27.057	31.673	30.251	34.893	270.6
9	2'02.916	26.937	31.692	29.902	34.385	267.3	19	2'03.561	27.126	31.643	30.142	34.650	271.5
10	2'02.900	27.009	31.641	29.871	34.379	268.5	20	2'03.414	27.028	31.651	30.093	34.642	271.2
11	2'03.034	26.973	31.660	29.884	34.517	267.8	<b>28th 63 Zulfahmi KHAIRUD</b> SIC Racing Team MAL						
12	2'03.456	26.994	31.674	30.260	34.528	267.9	Runs=1 Total laps=20 Full laps=19						
13	2'02.892	26.980	31.610	29.919	34.383	266.4	1	2'14.474	P 36.195	32.832	30.355	35.092	204.2
14	2'03.005	27.027	31.649	29.895	34.434	266.9	2	2'03.236	27.069	31.575	30.094	34.498	271.3
15	2'03.095	26.928	31.576	30.046	34.545	268.0	3	2'03.566	27.233	31.804	30.137	34.392	271.2
16	2'03.306	26.976	31.755	30.004	34.571	265.8	4	2'03.482	27.159	31.770	30.002	34.551	272.3
17	2'03.047	27.008	31.635	30.005	34.399	266.5	5	2'03.823	27.275	31.745	30.226	34.577	276.0
18	2'03.093	26.955	31.758	29.892	34.488	266.0	6	2'03.593	27.021	31.848	30.049	34.675	274.8
19	2'03.246	27.024	31.705	29.975	34.542	266.9	7	2'03.822	27.203	32.022	29.989	34.608	275.0
20	2'03.647	27.429	31.610	30.066	34.542	266.7	8	2'03.335	26.910	31.864	30.043	34.518	273.3
<b>26th 62 Stefano MANZI</b> Forward Racing Team ITA							9	2'03.318	27.022	31.576	30.119	34.601	273.2
Runs=1 Total laps=20 Full laps=19							10	2'03.707	27.060	31.808	30.167	34.672	272.8
1	2'12.037	P 35.251	32.419	29.940	34.427	199.9	11	2'03.589	27.053	31.710	30.149	34.677	270.2
2	2'02.665	27.046	31.438	29.872	34.309	275.4	12	2'04.071	27.012	31.729	30.485	34.845	270.4
3	2'02.121	26.779	31.347	29.601	34.394	268.7	13	2'04.714	27.199	31.933	30.588	34.994	268.4
4	2'02.459	26.808	31.549	29.747	34.355	280.1	14	2'04.942	27.461	32.184	30.507	34.790	268.3
5	2'03.116	26.840	31.402	29.980	34.894	271.8	15	2'04.543	27.270	32.315	30.159	34.799	268.8
6	2'02.943	26.843	31.699	29.883	34.518	273.3	16	2'04.142	27.212	31.936	30.324	34.670	269.1
7	2'03.254	26.940	31.721	30.048	34.545	272.8	17	2'04.831	27.226	32.394	30.418	34.793	270.6
8	2'03.697	27.288	31.701	30.062	34.646	272.6	18	2'04.565	27.418	31.969	30.406	34.772	262.3
9	2'03.511	26.955	31.541	30.251	34.764	268.7	19	2'04.671	27.197	32.054	30.531	34.889	268.5
10	2'03.434	26.946	31.676	30.231	34.581	268.6	20	2'04.996	27.214	32.177	30.557	35.048	267.1
11	2'03.552	26.952	31.660	30.105	34.835	268.1	<b>29th 21 Federico FULIGNI</b> Tasca Racing Scuderi ITA						
12	2'03.720	26.982	31.784	30.158	34.796	269.6	Runs=1 Total laps=20 Full laps=19						
13	2'03.731	26.973	31.644	30.181	34.933	267.2	1	2'14.991	P 36.032	33.242	30.503	35.214	198.0
14	2'03.856	26.961	31.704	30.377	34.814	266.6	2	2'04.762	27.240	32.251	30.515	34.756	268.3
15	2'06.781	27.211	34.143	30.467	34.960	267.9	3	2'04.335	27.084	31.972	30.385	34.894	273.3
16	2'03.925	26.948	31.792	30.355	34.830	267.1	4	2'04.489	27.068	32.003	30.389	35.029	268.1
17	2'03.844	26.907	31.782	30.207	34.948	268.1	5	2'04.276	27.060	31.910	30.293	35.013	266.9
18	2'04.327	26.944	31.931	30.495	34.957	266.4	<b>Fastest Lap:</b> Francesco BAGNAIA SKY Racing Team VR ITA 2'00.472 26.301 30.913 29.348 33.910						

These data/results cannot be reproduced, stored and/or transmitted in whole or in part by any manner of electronic, mechanical, photocopying, recording, broadcasting or otherwise now known or herein after developed without the previous express consent by the copyright owner, except for reproduction in daily press and regular printed publications on sale to the public within 60 days of the event related to those data/results and always provided that copyright symbol appears together as follows below.  
© DORNA, 2018

## Race

## Moto2

Lap	Lap Time	T1	T2	T3	T4	Speed	Lap	Lap Time	T1	T2	T3	T4	Speed
6	2'04.240	27.133	31.988	30.288	34.831	266.2	2	2'02.217	27.172	31.211	29.635	34.199	275.7
7	2'04.310	27.104	31.815	30.460	34.931	266.9	3	2'03.309	26.671	31.669	30.076	34.893	277.9
8	2'04.176	27.024	31.888	30.300	34.964	267.1	4	2'01.570	26.447	31.169	29.666	34.288	277.7
9	2'04.304	27.031	31.994	30.382	34.897	265.9	5	2'01.807	26.595	31.267	29.759	34.186	271.4
10	2'03.967	26.942	31.838	30.441	34.746	266.2	6	2'01.891	26.674	31.349	29.596	34.272	275.7
11	2'05.871	28.070	32.387	30.350	35.064	266.4	7	2'01.611	26.443	31.347	29.619	34.202	277.9
12	2'04.110	27.066	31.762	30.348	34.934	265.2	unfinished	26.571	31.282	30.135		276.4	
13	2'04.812	26.972	32.358	30.484	34.998	263.9							
14	2'04.115	27.016	31.940	30.371	34.788	264.3							
15	2'04.824	27.003	32.106	30.546	35.169	265.1							
16	2'04.418	27.069	31.928	30.555	34.866	263.6							
17	2'04.166	26.975	32.006	30.452	34.733	265.4							
18	2'05.066	27.050	32.113	30.724	35.179	265.2							
19	2'04.760	27.183	32.059	30.521	34.997	264.7							
20	2'03.958	26.986	31.740	30.428	34.804	264.8							

**30th 51 Eric GRANADO** Forward Racing Team BRA  
Runs=1 Total laps=20 Full laps=19

1	2'15.024	P	35.835	32.836	30.404	35.949	197.6
2	2'04.247		27.365	31.913	30.211	34.758	267.4
3	2'03.918		27.043	31.909	30.055	34.911	267.0
4	2'03.631		27.116	31.713	30.117	34.685	265.6
5	2'03.565		26.991	31.752	29.958	34.864	265.9
6	2'03.945		27.008	31.763	30.268	34.906	264.9
7	2'03.704		27.007	31.798	30.104	34.795	266.6
8	2'03.646		27.140	31.599	29.915	34.992	267.3
9	2'03.793		27.047	31.863	30.016	34.867	265.3
10	2'03.810		27.120	31.765	30.070	34.855	265.5
11	2'03.621		27.016	31.768	30.037	34.800	266.0
12	2'03.759		27.006	31.754	30.158	34.841	265.6
13	2'04.011		27.037	31.784	30.112	35.078	264.5
14	2'03.472		26.961	31.815	29.986	34.710	266.0
15	2'03.616		26.844	31.907	30.065	34.800	267.3
16	2'03.938		27.240	31.830	30.018	34.850	263.9
17	2'10.597		27.135	35.132	32.097	36.233	265.5
18	2'08.965		28.120	33.297	31.732	35.816	263.3
19	2'06.924		27.864	32.620	30.973	35.467	266.8
20	2'07.808		28.018	33.016	31.166	35.608	263.5

**31st 22 Sam LOWES** Swiss Innovative Inve GBR  
Runs=1 Total laps=11 Full laps=9

1	2'11.418	P	34.226	32.215	29.809	35.168	178.8
2	2'02.528		27.147	31.406	29.566	34.409	273.9
3	2'01.840		26.846	31.262	29.516	34.216	271.9
4	2'01.136		26.498	31.313	29.390	33.935	275.0
5	2'01.465		26.473	31.502	29.351	34.139	279.2
6	2'01.240		26.376	31.230	29.352	34.282	273.6
7	2'01.341		26.645	31.159	29.358	34.179	267.9
8	2'01.745		26.451	31.279	29.610	34.405	271.9
9	2'01.525		26.552	31.225	29.561	34.187	272.0
10	2'01.692		26.712	31.264	29.455	34.261	268.5
unfinished	26.481		31.048	29.579			266.9

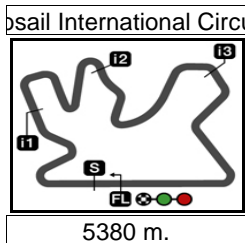
**32nd 27 Iker LECUONA** Swiss Innovative Inve SPA  
Runs=1 Total laps=8 Full laps=6

1	2'11.137	P	34.382	32.357	30.091	34.307	186.3
---	----------	---	--------	--------	--------	--------	-------

**Fastest Lap:** Francesco BAGNAIA SKY Racing Team VR ITA **2'00.472** 26.301 30.913 29.348 33.910

These data/results cannot be reproduced, stored and/or transmitted in whole or in part by any manner of electronic, mechanical, photocopying, recording, broadcasting or otherwise now known or herein after developed without the previous express consent by the copyright owner, except for reproduction in daily press and regular printed publications on sale to the public within 60 days of the event related to those data/results and always provided that copyright symbol appears together as follows below.  
© DORNA, 2018





# GRAND PRIX OF QATAR

## Race

### Analysis by Lap

35

Num Lap Time Gap

Num	Lap	Time	Gap	Num	Lap	Time	Gap	Num	Lap	Time	Gap	Num	Lap	Time	Gap
<b>Lap 1</b>															
42	7	2'07.107	0.681	73	7	2'08.216	1.109	23	7	2'08.662	1.555	54	7	2'09.431	2.324
97	7	2'09.502	2.395	13	7	2'09.707	2.600	44	7	2'09.749	2.642	41	7	2'09.846	2.739
87	7	2'10.001	2.894	24	7	2'10.149	3.042	52	7	2'10.398	3.291	9	7	2'10.812	3.705
36	7	2'10.829	3.722	10	7	2'11.119	4.012	27	7	2'11.137	4.030	22	7	2'11.418	4.311
20	7	2'11.923	4.816	32	7	2'11.971	4.864	77	7	2'11.972	4.865	62	7	2'12.037	4.930
5	7	2'12.140	5.033	4	7	2'12.373	5.266	16	7	2'12.900	5.793	64	7	2'12.963	5.856
40	7	2'13.001	5.894	45	7	2'13.328	6.221	95	7	2'13.830	6.723	63	7	2'14.474	7.367
21	7	2'14.991	7.884	51	7	2'15.024	7.917	89	7	2'15.755	8.648				
<b>Lap 2</b>															
42	7	2'00.716	0.749	73	7	2'00.814	1.207	23	7	2'01.531	2.370	54	7	2'00.944	2.552
97	7	2'01.312	2.991	41	7	2'01.003	3.026	44	7	2'01.210	3.136	87	7	2'01.478	3.656
24	7	2'02.165	4.491	13	7	2'02.693	4.577	36	7	2'01.691	4.697	10	7	2'01.839	5.135
52	7	2'02.625	5.200	9	7	2'02.345	5.334	27	7	2'02.217	5.531	22	7	2'02.528	6.123
32	7	2'02.317	6.465	77	7	2'02.730	6.879	62	7	2'02.665	6.879	5	7	2'02.847	7.164
4	7	2'02.798	7.348	20	7	2'03.523	7.623	40	7	2'02.505	7.683				
<b>Lap 3</b>															
42	7	2'00.542	0.891	73	7	2'00.616	1.281	54	7	2'01.152	3.162	23	7	2'01.559	3.387
41	7	2'01.065	3.549	44	7	2'01.185	3.779	97	7	2'01.585	4.034	36	7	2'01.759	5.914
24	7	2'02.118	6.067	13	7	2'02.123	6.158	10	7	2'01.704	6.297	87	7	2'03.254	6.368
9	7	2'02.105	6.897	52	7	2'02.490	7.148	22	7	2'01.840	7.421	32	7	2'02.275	8.198
27	7	2'03.309	8.298	77	7	2'02.045	8.382	62	7	2'02.121	8.458	5	7	2'02.078	8.700
40	7	2'01.797	8.938	20	7	2'02.041	9.122	64	7	2'02.142	9.665	45	7	2'02.133	9.821
4	7	2'03.367	10.173	16	7	2'03.598	12.389	95	7	2'03.557	12.880	63	7	2'03.566	12.911
89	7	2'02.624	13.500	51	7	2'03.918	14.824	21	7	2'04.335	15.723				
<b>Lap 4</b>															
42	7	2'00.570	0.624	73	7	2'00.541	1.252	54	7	2'01.112	3.704	41	7	2'00.998	3.977
23	7	2'01.372	4.189	44	7	2'01.140	4.349	97	7	2'01.160	4.624	36	7	2'01.815	7.159
24	7	2'01.890	7.387	10	7	2'01.818	7.545	13	7	2'01.995	7.583	87	7	2'01.955	7.753
9	7	2'01.587	7.914	22	7	2'01.136	7.987	52	7	2'01.881	8.459				
<b>Lap 5</b>															
42	7	2'00.739	0.367	73	7	2'00.528	1.041	54	7	2'01.023	3.988	41	7	2'01.249	4.487
23	7	2'01.068	4.518	44	7	2'01.075	4.685	97	7	2'01.274	5.159	10	7	2'01.306	8.112
36	7	2'01.693	8.113	24	7	2'01.979	8.627	22	7	2'01.465	8.713	13	7	2'01.893	8.737
9	7	2'02.086	9.261	87	7	2'02.790	9.804	52	7	2'02.110	9.830	27	7	2'01.807	10.366
32	7	2'01.809	10.390	77	7	2'01.893	10.991	20	7	2'02.323	12.075	40	7	2'02.501	12.552
5	7	2'02.294	12.706	62	7	2'03.116	12.724	45	7	2'02.622	12.935	64	7	2'02.280	13.048
4	7	2'02.240	13.234	89	7	2'03.068	18.190	16	7	2'03.797	18.403	95	7	2'03.833	18.808
63	7	2'03.823	18.907	51	7	2'03.565	20.711	21	7	2'04.276	23.179				
<b>Lap 6</b>															
42	7	2'00.569	0.582	73	7	2'00.435	0.907	54	7	2'01.032	4.451	41	7	2'01.108	5.026
23	7	2'01.250	5.199	44	7	2'01.265	5.381	97	7	2'01.135	5.725				
<b>Lap 7</b>															
42	7	2'00.732	0.472	73	7	2'00.488	0.663	54	7	2'01.037	4.756	41	7	2'01.041	5.335
23	7	2'00.917	5.384	44	7	2'00.853	5.502	97	7	2'00.850	5.843	10	7	2'01.796	9.803
36	7	2'01.543	10.418	9	7	2'01.335	10.782	24	7	2'02.234	11.606	87	7	2'01.838	12.340
27	7	2'01.611	12.567	32	7	2'01.682	12.670	52	7	2'01.956	12.784	77	7	2'01.776	13.500
13	7	2'04.781	14.682	40	7	2'01.678	14.714	5	7	2'01.682	14.906	45	7	2'01.748	15.385
20	7	2'02.718	15.627	64	7	2'02.325	16.738	4	7	2'02.591	17.172	62	7	2'03.254	17.620
89	7	2'02.371	21.798	16	7	2'03.198	24.235	95	7	2'03.755	24.726	63	7	2'03.822	25.021
51	7	2'03.704	27.059	21	7	2'04.310	30.428								
<b>Lap 8</b>															
42	7	2'00.472	0.596	73	7	2'00.566	0.868	54	7	2'00.923	5.604	41	7	2'00.904	6.291
23	7	2'00.821	6.335	44	7	2'00.833	6.600	97	7	2'01.033	7.141	10	7	2'01.592	12.297
22	7	2'01.525	12.303	9	7	2'01.657	12.696	36	7	2'02.276	13.215	24	7	2'02.071	14.711
87	7	2'01.803	14.888	32	7	2'01.794	14.957	52	7	2'01.679	16.045	77	7	2'02.034	16.578
40	7	2'01.378	16.973	5	7	2'01.886	18.032	13	7	2'02.307	18.381	20	7	2'02.057	18.729
45	7	2'02.850	19.222	64	7	2'01.918	19.967	4	7	2'02.583	21.657	62	7	2'03.511	23.868
89	7	2'01.834	24.975	16	7	2'02.916	29.223								

Lapped rider

These data/results cannot be reproduced, stored and/or transmitted in whole or in part by any manner of electronic, mechanical, photocopying, recording, broadcasting or otherwise now known or herein after developed without the previous express consent by the copyright owner, except for reproduction in daily press and regular printed publications on sale to the public within 60 days of the event related to those data/results and always provided that copyright symbol appears together as follows below.

© DORNA, 2018





---

---

**Num Lap Time Gap**

---

---

89	2'02.351	42.776
13	2'02.912	44.562
16	2'03.647	56.077
62	2'04.120	1'01.581
95	2'03.414	1'01.853
63	2'04.996	1'11.618
21	2'03.958	1'20.148
51	2'07.808	1'26.192

Lapped rider

These data/results cannot be reproduced, stored and/or transmitted in whole or in part by any manner of electronic, mechanical, photocopying, recording, broadcasting or otherwise now known or herein after developed without the previous express consent by the copyright owner, except for reproduction in daily press and regular printed publications on sale to the public within 60 days of the event related to those data/results and always provided that copyright symbol appears together as follows below.

© DORNA, 2018

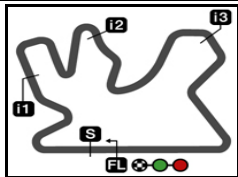
Official MotoGP Timing by **TISSOT**  
www.motogp.com

**Doha, Sunday, March 18, 2018**

Page 3 of 3

*moto2*





5380 m.

**GRAND PRIX OF QATAR**

**2018 Rookie of the Year Classification**

**36**

<b>Rider</b>	<i>Nation</i>	<i>Points</i>	<i>Leader Previous</i>	<b>QAT</b>	ARG	AME	SPA	FRA	ITA	CAT	NED	GER	CZE	AUT	GBR	RSM	ARA	THA	JPN	AUS	MAL	VAL	
1 <b>MIR Joan</b>	SPA	5		5																			

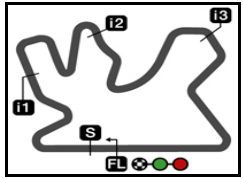
These data/results cannot be reproduced, stored and/or transmitted in whole or in part by any manner of electronic, mechanical, photocopying, recording, broadcasting or otherwise now known or herein after developed without the previous express consent by the copyright owner, except for reproduction in daily press and regular printed publications on sale to the public within 60 days of the event related to those data/results and always provided that copyright symbol appears together as follows below.  
 © DORNA, 2018

Official MotoGP Timing by **TISSOT**  
[www.motogp.com](http://www.motogp.com)

**Doha, Sunday, March 18, 2018**



psail International Circu



5380 m.

Results and timing service provided by **TISSOT**

After the **GRAND PRIX OF QATAR**

## 2018 Riders Performance

(Qualifying Position - Starting Position - Race Position)

# Moto2™

**37**

Rider	Points																			
1 <b>BAGNAIA</b> Francesco	25	3																		
		3-1	-	-	-	-	-	-	-	-	-	-	-	-	-	-	-	-	-	-
2 <b>BALDASSARRI</b> Lorenzo	20	2																		
		2-2	-	-	-	-	-	-	-	-	-	-	-	-	-	-	-	-	-	-
3 <b>MARQUEZ</b> Alex	16	1																		
		1-3	-	-	-	-	-	-	-	-	-	-	-	-	-	-	-	-	-	-
4 <b>PASINI</b> Mattia	13	8																		
		8-4	-	-	-	-	-	-	-	-	-	-	-	-	-	-	-	-	-	-
5 <b>OLIVEIRA</b> Miguel	11	4																		
		4-5	-	-	-	-	-	-	-	-	-	-	-	-	-	-	-	-	-	-
6 <b>BINDER</b> Brad	10	13																		
		13-6	-	-	-	-	-	-	-	-	-	-	-	-	-	-	-	-	-	-
7 <b>SCHROTTER</b> Marcel	9	9																		
		9-7	-	-	-	-	-	-	-	-	-	-	-	-	-	-	-	-	-	-
8 <b>VIERGE</b> Xavi	8	11																		
		11-8	-	-	-	-	-	-	-	-	-	-	-	-	-	-	-	-	-	-
9 <b>MARINI</b> Luca	7	17																		
		17-9	-	-	-	-	-	-	-	-	-	-	-	-	-	-	-	-	-	-
10 <b>NAVARRO</b> Jorge	6	7																		
		7-10	-	-	-	-	-	-	-	-	-	-	-	-	-	-	-	-	-	-
11 <b>MIR</b> Joan	5	24																		
		24-11	-	-	-	-	-	-	-	-	-	-	-	-	-	-	-	-	-	-
12 <b>GARDNER</b> Remy	4	12																		
		12-12	-	-	-	-	-	-	-	-	-	-	-	-	-	-	-	-	-	-

NC=Not classified NL=Not finished first lap NP=Not started race re-start N2=Not finished first lap race re-start EX=Excluded NS=Not Started DS=Disqualified

These data/results cannot be reproduced, stored and/or transmitted in whole or in part by any manner of electronic, mechanical, photocopying, recording, broadcasting or otherwise now known or herein after developed without the previous express consent by the copyright owner, except for reproduction in daily press and regular printed publications on sale to the public within 60 days of the event related to those data/results and always provided that copyright symbol appears together as follows below.  
© DORNA, 2018

Official MotoGP Timing by **TISSOT**  
www.motogp.com

Doha, Sunday, March 18, 2018



Rider		Points																		
13	BARBERA Hector	3	19																	
			19-13	-	-	-	-	-	-	-	-	-	-	-	-	-	-	-	-	-
14	CORSI Simone	2	14																	
			14-14	-	-	-	-	-	-	-	-	-	-	-	-	-	-	-	-	-
15	AEGERTER Dominique	1	21																	
			21-15	-	-	-	-	-	-	-	-	-	-	-	-	-	-	-	-	-
16	VIÑALES Isaac	0	18																	
			18-16	-	-	-	-	-	-	-	-	-	-	-	-	-	-	-	-	-
17	KENT Danny	0	6																	
			6-17	-	-	-	-	-	-	-	-	-	-	-	-	-	-	-	-	-
18	BENDSNEYDER Bo	0	20																	
			20-18	-	-	-	-	-	-	-	-	-	-	-	-	-	-	-	-	-
19	LOCATELLI Andrea	0	23																	
			23-19	-	-	-	-	-	-	-	-	-	-	-	-	-	-	-	-	-
20	QUARTARARO Fabio	0	16																	
			16-20	-	-	-	-	-	-	-	-	-	-	-	-	-	-	-	-	-
21	NAGASHIMA Tetsuta	0	26																	
			26-21	-	-	-	-	-	-	-	-	-	-	-	-	-	-	-	-	-
22	ODENDAAL Steven	0	22																	
			22-22	-	-	-	-	-	-	-	-	-	-	-	-	-	-	-	-	-
23	PAWI Khairul Idham	0	25																	
			25-23	-	-	-	-	-	-	-	-	-	-	-	-	-	-	-	-	-
24	FENATI Romano	0	5																	
			5-24	-	-	-	-	-	-	-	-	-	-	-	-	-	-	-	-	-
25	ROBERTS Joe	0	27																	
			27-25	-	-	-	-	-	-	-	-	-	-	-	-	-	-	-	-	-
26	MANZI Stefano	0	28																	
			28-26	-	-	-	-	-	-	-	-	-	-	-	-	-	-	-	-	-
27	DANILO Jules	0	29																	
			29-27	-	-	-	-	-	-	-	-	-	-	-	-	-	-	-	-	-
28	KHAIRUDDIN Zulfahmi	0	32																	
			32-28	-	-	-	-	-	-	-	-	-	-	-	-	-	-	-	-	-

NC=Not classified NL=Not finished first lap NP=Not started race re-start N2=Not finished first lap race re-start EX=Excluded NS=Not Started DS=Disqualified

These data/results cannot be reproduced, stored and/or transmitted in whole or in part by any manner of electronic, mechanical, photocopying, recording, broadcasting or otherwise now known or herein after developed without the previous express consent by the copyright owner, except for reproduction in daily press and regular printed publications on sale to the public within 60 days of the event related to those data/results and always provided that copyright symbol appears together as follows below.  
© DORNA, 2018

Official MotoGP Timing by TISSOT  
www.motogp.com





Rider		Points																		
29	FULIGNI Federico	0	31																	
			31-29	-	-	-	-	-	-	-	-	-	-	-	-	-	-	-	-	-
30	GRANADO Eric	0	30																	
			30-30	-	-	-	-	-	-	-	-	-	-	-	-	-	-	-	-	-
31	LOWES Sam	0	10																	
			10-NC	-	-	-	-	-	-	-	-	-	-	-	-	-	-	-	-	-
32	LECUONA Iker	0	15																	
			15-NC	-	-	-	-	-	-	-	-	-	-	-	-	-	-	-	-	-

NC=Not classified NL=Not finished first lap NP=Not started race re-start N2=Not finished first lap race re-start EX=Excluded NS=Not Started DS=Disqualified

These data/results cannot be reproduced, stored and/or transmitted in whole or in part by any manner of electronic, mechanical, photocopying, recording, broadcasting or otherwise now known or herein after developed without the previous express consent by the copyright owner, except for reproduction in daily press and regular printed publications on sale to the public within 60 days of the event related to those data/results and always provided that copyright symbol appears together as follows below.  
© DORNA, 2018

Official MotoGP Timing by **TISSOT**  
www.motogp.com

Doha, Sunday, March 18, 2018





**GRAND PRIX OF QATAR**  
**Official Starting Grid**

Race : 20 laps = 107.6 km



1	<b>1</b> 2'00.299 <b>73 Alex MARQUEZ</b> Kalex	<b>2</b> 2'00.607 <b>7 Lorenzo BALDASSARRI</b> Kalex	<b>3</b> 2'00.843 <b>42 Francesco BAGNAIA</b> Kalex
2	<b>4</b> 2'00.846 <b>44 Miguel OLIVEIRA</b> KTM	<b>5</b> 2'00.899 <b>13 Romano FENATI</b> Kalex	<b>6</b> 2'00.965 <b>52 Danny KENT</b> Speed Up
3	<b>7</b> 2'01.038 <b>9 Jorge NAVARRO</b> Kalex	<b>8</b> 2'01.062 <b>54 Mattia PASINI</b> Kalex	<b>9</b> 2'01.129 <b>23 Marcel SCHROTTER</b> Kalex
4	<b>10</b> 2'01.167 <b>22 Sam LOWES</b> KTM	<b>11</b> 2'01.176 <b>97 Xavi VIERGE</b> Kalex	<b>12</b> 2'01.252 <b>87 Remy GARDNER</b> Tech 3
5	<b>13</b> 2'01.338 <b>41 Brad BINDER</b> KTM	<b>14</b> 2'01.351 <b>24 Simone CORSI</b> Kalex	<b>15</b> 2'01.355 <b>27 Iker LECUONA</b> KTM
6	<b>16</b> 2'01.404 <b>20 Fabio QUARTARARO</b> Speed Up	<b>17</b> 2'01.420 <b>10 Luca MARINI</b> Kalex	<b>18</b> 2'01.421 <b>32 Isaac VIÑALES</b> Kalex
7	<b>19</b> 2'01.482 <b>40 Hector BARBERA</b> Kalex	<b>20</b> 2'01.562 <b>64 Bo BENDSNEYDER</b> Tech 3	<b>21</b> 2'01.745 <b>77 Dominique AEGERTER</b> KTM
8	<b>22</b> 2'01.936 <b>4 Steven ODENDAAL</b> NTS	<b>23</b> 2'01.954 <b>5 Andrea LOCATELLI</b> Kalex	<b>24</b> 2'02.324 <b>36 Joan MIR</b> Kalex

The results are provisional until the end of the limit for protest and appeals and until the ratification of the Event Management Committee.

Time limit for protest expires 60' at the latest after publication of the results - Mr. .... Time: .....

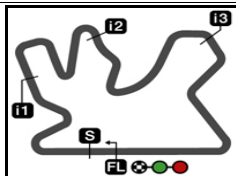
These data/results cannot be reproduced, stored and/or transmitted in whole or in part by any manner of electronic, mechanical, photocopying, recording, broadcasting or otherwise now known or herein after developed without the previous express consent by the copyright owner, except for reproduction in daily press and regular printed publications on sale to the public within 60 days of the event related to those data/results and always provided that copyright symbol appears together as follows below.

© DORNA, 2018

Official MotoGP Timing by TISSOT  
www.motogp.com

Doha, Sunday, March 18, 2018





5380 m.

**GRAND PRIX OF QATAR**  
**Official Starting Grid**

Race : 20 laps = 107.6 km

9	<p><b>25</b> 2'02.433 <b>89 Khairul Idham PAWI</b> Kalex</p>	<p><b>26</b> 2'02.568 <b>45 Tetsuta NAGASHIMA</b> Kalex</p>	<p><b>27</b> 2'03.233 <b>16 Joe ROBERTS</b> NTS</p>
10	<p><b>28</b> 2'03.263 <b>62 Stefano MANZI</b> Suter</p>	<p><b>29</b> 2'03.453 <b>95 Jules DANILO</b> Kalex</p>	<p><b>30</b> 2'03.516 <b>51 Eric GRANADO</b> Suter</p>
11	<p><b>31</b> 2'04.078 <b>21 Federico FULIGNI</b> Kalex</p>	<p><b>32</b> 2'04.780 <b>63 Zulfahmi KHAIRUDDIN</b> Kalex</p>	

The results are provisional until the end of the limit for protest and appeals and until the ratification of the Event Management Committee.

Time limit for protest expires 60' at the latest after publication of the results - Mr. .... Time: .....

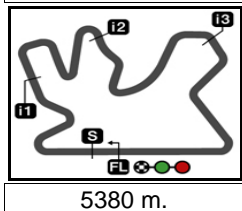
These data/results cannot be reproduced, stored and/or transmitted in whole or in part by any manner of electronic, mechanical, photocopying, recording, broadcasting or otherwise now known or herein after developed without the previous express consent by the copyright owner, except for reproduction in daily press and regular printed publications on sale to the public within 60 days of the event related to those data/results and always provided that copyright symbol appears together as follows below.

© DORNA, 2018

Official MotoGP Timing by **TISSOT**  
www.motogp.com

**Doha, Sunday, March 18, 2018**





## GRAND PRIX OF QATAR

## Race

## Top Speed &amp; Average



Rider	Nation	Motorcycle	Top 5 speeds					Average	Top
41 Brad BINDER	RSA	KTM	282.8	279.7	279.4	278.5	278.5	279.8	282.8
77 Dominique AEGERTER	SWI	KTM	282.2	279.4	278.7	277.9	277.2	279.1	282.2
10 Luca MARINI	ITA	KALEX	281.9	281.2	279.9	278.9	278.6	280.1	281.9
36 Joan MIR	SPA	KALEX	281.4	276.9	276.5	276.1	275.2	277.2	281.4
13 Romano FENATI	ITA	KALEX	281.3	279.4	278.9	277.5	276.8	278.8	281.3
44 Miguel OLIVEIRA	POR	KTM	281.1	280.5	280.5	279.7	279.2	280.2	281.1
40 Hector BARBERA	SPA	KALEX	281.0	280.9	278.9	278.4	278.4	279.5	281.0
62 Stefano MANZI	ITA	SUTER	280.1	275.4	273.3	272.8	272.6	274.8	280.1
9 Jorge NAVARRO	SPA	KALEX	280.0	279.0	278.3	277.2	276.6	278.2	280.0
5 Andrea LOCATELLI	ITA	KALEX	279.9	279.5	279.3	279.2	279.1	279.4	279.9
73 Alex MARQUEZ	SPA	KALEX	279.9	277.9	277.2	277.2	276.2	277.7	279.9
87 Remy GARDNER	AUS	TECH 3	279.7	278.2	277.1	276.9	276.4	277.7	279.7
52 Danny KENT	GBR	SPEED UP	279.4	279.4	279.2	278.1	277.4	278.7	279.4
22 Sam LOWES	GBR	KTM	279.2	275.0	273.9	273.6	272.0	274.7	279.2
97 Xavi VIERGE	SPA	KALEX	278.9	276.8	276.0	275.8	275.6	276.6	278.9
4 Steven ODENDAAL	RSA	NTS	278.9	278.7	276.5	276.4	276.2	277.3	278.9
64 Bo BENDSNEYDER	NED	TECH 3	278.8	277.7	276.9	273.1	272.4	275.8	278.8
23 Marcel SCHROTTER	GER	KALEX	278.7	277.7	277.1	277.0	275.9	277.3	278.7
27 Iker LECUONA	SPA	KTM	277.9	277.9	277.7	276.4	275.7	276.9	277.9
20 Fabio QUARTARARO	FRA	SPEED UP	277.6	276.7	274.5	274.3	274.3	275.5	277.6
24 Simone CORSI	ITA	KALEX	277.2	276.4	274.8	273.4	273.2	274.7	277.2
32 Isaac VIÑALES	SPA	KALEX	276.9	276.7	276.3	276.1	275.8	276.4	276.9
63 Zulfahmi KHAIRUDDIN	MAL	KALEX	276.0	275.0	274.8	273.3	273.2	274.5	276.0
89 Khairul Idham PAWI	MAL	KALEX	275.9	273.9	272.5	268.8	268.5	271.9	275.9
45 Tetsuta NAGASHIMA	JPN	KALEX	275.0	275.0	274.5	273.8	273.6	274.4	275.0
54 Mattia PASINI	ITA	KALEX	275.0	274.5	274.5	273.6	273.4	274.2	275.0
95 Jules DANILO	FRA	KALEX	274.8	274.0	273.9	273.7	273.2	273.9	274.8
16 Joe ROBERTS	USA	NTS	274.1	273.4	272.0	270.6	268.5	271.7	274.1
42 Francesco BAGNAIA	ITA	KALEX	273.4	273.0	272.7	272.7	272.4	272.8	273.4
21 Federico FULIGNI	ITA	KALEX	273.3	268.3	268.1	267.1	266.9	268.4	273.3
7 Lorenzo BALDASSARRI	ITA	KALEX	272.8	272.7	272.7	270.5	270.4	271.6	272.8
51 Eric GRANADO	BRA	SUTER	267.4	267.3	267.3	267.0	266.8	267.2	267.4

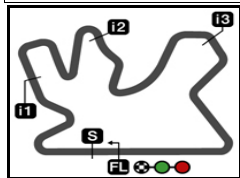
These data/results cannot be reproduced, stored and/or transmitted in whole or in part by any manner of electronic, mechanical, photocopying, recording, broadcasting or otherwise now known or herein after developed without the previous express consent by the copyright owner, except for reproduction in daily press and regular printed publications on sale to the public within 60 days of the event related to those data/results and always provided that copyright symbol appears together as follows below.

© DORNA, 2018

Official MotoGP Timing by TISSOT  
www.motogp.com

Doha, Sunday, March 18, 2018






5380 m.

**GRAND PRIX OF QATAR**

**Race**

**Fastest Laps Sequence**

<i>Lap</i>	<i>Race Time</i>	 <i>Rider</i>	<i>Nation</i>	<i>Motorcycle</i>	<i>Time</i>	<i>Km/h</i>	<i>Riders's Lap</i>
2	<b>4'07.823</b>	42 <b>Francesco BAGNAIA</b>	ITA	KALEX	<b>2'00.716</b>	160.4	2
3	<b>6'08.365</b>	42 <b>Francesco BAGNAIA</b>	ITA	KALEX	<b>2'00.542</b>	160.6	3
4	<b>8'09.559</b>	7 <b>Lorenzo BALDASSARRI</b>	ITA	KALEX	<b>2'00.303</b>	160.9	4

These data/results cannot be reproduced, stored and/or transmitted in whole or in part by any manner of electronic, mechanical, photocopying, recording, broadcasting or otherwise now known or herein after developed without the previous express consent by the copyright owner, except for reproduction in daily press and regular printed publications on sale to the public within 60 days of the event related to those data/results and always provided that copyright symbol appears together as follows below.

© DORNA, 2018

Official MotoGP Timing by TISSOT  
www.motogp.com

**Doha, Sunday, March 18, 2018**

