


4226 m.

## GP OCTO DI SAN MARINO E DELLA RIVIERA DI RIMINI

## Race

Classification after 23 laps = 97.198 km

29

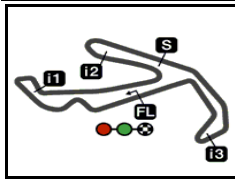
Pos		Rider	Nation	Team	Motorcycle	Total Time	Km/h	Gap
1	25	48 <b>Lorenzo DALLA PORTA</b>	ITA	Leopard Racing	HONDA	<b>39'38.684</b>	147.1	
2	20	88 <b>Jorge MARTIN</b>	SPA	Del Conca Gresini Moto3	HONDA	<b>39'38.742</b>	147.0	0.058
3	16	21 <b>Fabio DI GIANNANTONIO</b>	ITA	Del Conca Gresini Moto3	HONDA	<b>39'38.806</b>	147.0	0.122
4	13	19 <b>Gabriel RODRIGO</b>	ARG	RBA BOE Skull Rider	KTM	<b>39'39.506</b>	147.0	0.822
5	11	84 <b>Jakub KORNFEL</b>	CZE	Redox PruestelGP	KTM	<b>39'45.237</b>	146.6	6.553
6	10	75 <b>Albert ARENAS</b>	SPA	Angel Nieto Team Moto3	KTM	<b>39'45.543</b>	146.6	6.859
7	9	10 <b>Dennis FOGGIA</b>	ITA	SKY Racing Team VR46	KTM	<b>39'45.999</b>	146.6	7.315
8	8	40 <b>Darryn BINDER</b>	RSA	Red Bull KTM Ajo	KTM	<b>39'46.064</b>	146.6	7.380
9	7	16 <b>Andrea MIGNO</b>	ITA	Angel Nieto Team Moto3	KTM	<b>39'47.292</b>	146.5	8.608
10	6	23 <b>Niccolò ANTONELLI</b>	ITA	SIC58 Squadra Corse	HONDA	<b>39'47.537</b>	146.5	8.853
11	5	14 <b>Tony ARBOLINO</b>	ITA	Marinelli Snipers Team	HONDA	<b>39'49.092</b>	146.4	10.408
12	4	7 <b>Adam NORRODIN</b>	MAL	Petronas Sprinta Racing	HONDA	<b>39'49.467</b>	146.4	10.783
13	3	27 <b>Kaito TOBA</b>	JPN	Honda Team Asia	HONDA	<b>40'06.501</b>	145.4	27.817
14	2	77 <b>Vicente PEREZ</b>	SPA	Reale Avintia Academy 77	KTM	<b>40'06.581</b>	145.3	27.897
15	1	22 <b>Kazuki MASAKI</b>	JPN	RBA BOE Skull Rider	KTM	<b>40'06.746</b>	145.3	28.062
16		42 <b>Marcos RAMIREZ</b>	SPA	Bester Capital Dubai	KTM	<b>40'25.839</b>	144.2	47.155
17		81 <b>Stefano NEPA</b>	ITA	CIP - Green Power	KTM	<b>40'13.069</b>	145.0	34.385
18		41 <b>Nakarin ATIRATPHUVAP</b>	THA	Honda Team Asia	HONDA	<b>40'26.194</b>	144.2	47.510
19		55 <b>Yari MONTELLA</b>	ITA	SIC58 Squadra Corse	HONDA	<b>40'26.261</b>	144.2	47.577
20		3 <b>Kevin ZANNONI</b>	ITA	TM Racing Factory 3570 MTA	TM RACING	<b>39'40.425</b>	140.6	1 lap
<b>Not classified</b>								
		12 <b>Marco BEZZECCHI</b>	ITA	Redox PruestelGP	KTM	<b>36'11.325</b>	147.1	2 laps
		24 <b>Tatsuki SUZUKI</b>	JPN	SIC58 Squadra Corse	HONDA	<b>32'54.374</b>	146.4	4 laps
		17 <b>John MCPHEE</b>	GBR	CIP - Green Power	KTM	<b>19'29.666</b>	143.0	12 laps
		5 <b>Jaume MASIA</b>	SPA	Bester Capital Dubai	KTM	<b>1'49.053</b>	139.5	22 laps
		44 <b>Aron CANET</b>	SPA	Estrella Galicia 0,0	HONDA	<b>1'49.185</b>	139.3	22 laps
		71 <b>Ayumu SASAKI</b>	JPN	Petronas Sprinta Racing	HONDA	<b>1'49.262</b>	139.2	22 laps
		33 <b>Enea BASTIANINI</b>	ITA	Leopard Racing	HONDA	<b>1'49.511</b>	138.9	22 laps
		8 <b>Nicolo BULEGA</b>	ITA	SKY Racing Team VR46	KTM	<b>1'50.148</b>	138.1	22 laps
		72 <b>Alonso LOPEZ</b>	SPA	Estrella Galicia 0,0	HONDA	<b>1'51.832</b>	136.0	22 laps

The results are provisional until the end of the limit for protest and appeals.

Time limit for protest expires 30' after publication of the results - ..... Time: .....

These data/results cannot be reproduced, stored and/or transmitted in whole or in part by any manner of electronic, mechanical, photocopying, recording, broadcasting or otherwise now known or herein after developed without the previous express consent by the copyright owner, except for reproduction in daily press and regular printed publications on sale to the public within 60 days of the event related to those data/results and always provided that copyright symbol appears together as follows below.

© DORNA, 2018



4226 m.

## GP OCTO DI SAN MARINO E DELLA RIVIERA DI RIMINI

## Race

Classification after 23 laps = 97.198 km

29

Pos	Rider	Nation	Team	Motorcycle	Total Time	Km/h	Gap
-----	-------	--------	------	------------	------------	------	-----

Race condition: Dry

 Air: 27°  
 Humidity: 63%  
 Ground: 37°

Pole Position:

Fastest Lap (New record):

Circuit Record Lap:

Circuit Best Lap:

	Jorge MARTIN	1'41.823	149.4 Km/h
Lap 5	Gabriel RODRIGO	1'42.381	148.5 Km/h
2016	Andrea LOCATELLI	1'42.627	148.2 Km/h
2018	Jorge MARTIN	1'41.823	149.4 Km/h

10:45'00

10:58'00

11:01'03

11:02'04

11:03'15 Kevin ZANNONI

11:03'59 Alonso LOPEZ

11:04'21 Kevin ZANNONI

11:04'40 Aron CANET

11:04'40 Jaume MASIA

11:04'40 Enea BASTIANINI

11:04'40 Ayumu SASAKI

11:04'40 Nicolo BULEGA

11:12'06 Darryn BINDER11:12'06 Vicente PEREZ11:12'06 Stefano NEPA11:13'25 Niccolò ANTONELLI

11:17'03 John MCPHEE

11:17'28 John MCPHEE

11:17'29 Darryn BINDER11:19'22 Tatsuki SUZUKI11:20'07 Yari MONTELLA11:20'07 John MCPHEE11:20'07 Dennis FOGGIA11:21'19 Kevin ZANNONI

11:22'21 John MCPHEE

11:23'57 Vicente PEREZ11:24'31 Marco BEZZECCHI11:25'59 Albert ARENAS11:26'44 Dennis FOGGIA11:27'59 Kaito TOBA11:33'12 Nakarin ATIRATPHUVAPAT11:34'03 Marcos RAMIREZ

11:35'18 Tatsuki SUZUKI

11:37'01 Fabio DI GIANNANTONIO11:37'39 Stefano NEPA11:37'56 Marco BEZZECCHI

11:38'47 Marco BEZZECCHI

11:40'42 Stefano NEPA

SIGHTING LAP START

WARM UP LAP START

RACE START

No jump start

crashed out - Rider OK

crashed out - Rider OK

re-joined race

crashed out - Rider OK

crashed out - Rider OK

crashed out - Rider OK

crashed out - Rider OK

crashed out - Rider OK

Track limits warningTrack limits warningTrack limits warningTrack limits warning

crashed out - Rider OK

re-joined race

to drop 1 position - due to exceeding track limitto drop 1 position - due to exceeding track limitTrack limits warningTrack limits warningTrack limits warningTrack limits warning

entered pits and retired

to drop 1 position - due to exceeding track limitTrack limits warningto drop 1 position - due to exceeding track limitto drop 1 position - due to exceeding track limitTrack limits warningto drop 1 position - due to exceeding track limitto drop 1 position - due to exceeding track limit

crashed out - Rider OK

Track limits warningto drop 1 position - due to exceeding track limitTrack limits warning

crashed out - Rider OK

drops 1 position - due to exceeding track limit

The results are provisional until the end of the limit for protest and appeals.

Time limit for protest expires 30' after publication of the results - ..... Time: .....

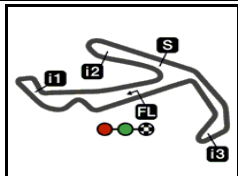
These data/results cannot be reproduced, stored and/or transmitted in whole or in part by any manner of electronic, mechanical, photocopying, recording, broadcasting or otherwise now known or herein after developed without the previous express consent by the copyright owner, except for reproduction in daily press and regular printed publications on sale to the public within 60 days of the event related to those data/results and always provided that copyright symbol appears together as follows below.

© DORNA, 2018

 Official MotoGP Timing by TISSOT  
 www.motogp.com

Misano Adriatico, Sunday, September 09, 2018 Page 2 of 2





4226 m.

## GP OCTO DI SAN MARINO E DELLA RIVIERA DI RIMINI

## World Championship Classification

30

Rider	Nation	Points	Leader	Previous	QAT	ARG	AME	SPA	FRA	ITA	CAT	NED	GER	CZE	AUT	GBR	RSM	ARA	THA	JPN	AUS	MAL	VAL	
1 MARTIN Jorge	SPA	166			25	5	25	-	-	25	-	25	25	-	16	-	20							
2 BEZZECCHI Marco	ITA	158	8	8	2	25	16	20	-	20	20	-	20	10	25	-	-							
3 DI GIANNANTONIO Fabi	ITA	137	29	21	10	16	11	9	13	16	9	7	-	25	5	-	16							
4 CANET Aron	SPA	118	48	19	20	20	8	-	8	5	-	20	11	20	6	-	-							
5 BASTIANINI Enea	ITA	117	49	1	-	13	20	-	-	10	25	16	-	13	20	-	-							
6 RODRIGO Gabriel	ARG	97	69	20	11	7	4	6	-	13	16	8	-	11	8	-	13							
7 KORNFEIL Jakub	CZE	91	75	6	7	2	9	8	10	0	5	11	9	16	3	-	11							
8 DALLA PORTA Lorenzo	ITA	88	78	3	16	9	0	-	-	8	0	10	3	6	11	-	25							
9 MIGNO Andrea	ITA	67	99	21	6	3	13	3	20	11	-	0	4	0	-	-	7							
10 RAMIREZ Marcos	SPA	67	99	0	1	4	-	16	16	1	-	6	13	9	1	-	0							
11 ARENAS Albert	SPA	60	106	7	-	-	1	-	25	2	-	2	-	7	13	-	10							
12 ANTONELLI Niccolò	ITA	56	110	4	13	8	0	5	11	7	-	1	0	5	0	-	6							
13 OETTL Philipp	GER	54	112	2	-	0	10	25	1	0	0	0	8	8	2	-	-							
14 MASIA Jaume	SPA	54	112	0	4	-	0	11	6	-	-	13	10	0	10	-	-							
15 MCPHEE John	GBR	43	123	11	-	0	2	-	4	4	13	-	16	-	4	-	-							
16 SUZUKI Tatsuki	JPN	40	126	3	-	0	7	10	7	0	11	3	-	2	0	-	-							
17 ARBOLINO Tony	ITA	37	129	3	0	6	0	-	9	9	-	0	0	1	7	-	5							
18 SASAKI Ayumu	JPN	32	134	5	8	0	5	4	0	0	-	0	6	0	9	-	-							
19 LOPEZ Alonso	SPA	31	135	1	-	10	0	13	0	0	8	0	-	0	0	-	-							
20 TOBA Kaito	JPN	29	137	2	9	0	-	7	0	0	10	0	0	-	0	-	3							
21 NORRODIN Adam	MAL	28	138	1	5	11	-	0	-	-	3	0	5	-	0	-	4							
22 BINDER Darryn	RSA	28	138	0	-	0	3	-	5	3	-	9	-	0	0	-	8							
23 FOGGIA Dennis	ITA	26	140	2	0	-	0	-	2	-	7	4	0	4	0	-	9							
24 FERNANDEZ Raul	SPA	13	153	13	-	-	-	-	-	-	6	-	7	-	-	-	-							
25 YURCHENKO Makar	KAZ	9	157	4	0	0	0	2	3	-	4	-	-	-	-	-	-							
26 LOI Livio	BEL	8	158	1	-	1	6	0	0	0	1	0	-	-	-	-	-							
27 MASAKI Kazuki	JPN	8	158	0	3	0	0	0	0	0	-	0	1	3	0	-	1							
28 BULEGA Nicolo	ITA	7	159	1	-	-	-	0	-	0	-	5	2	0	0	-	-							

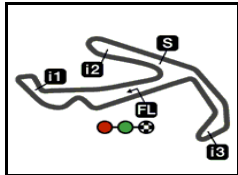
These data/results cannot be reproduced, stored and/or transmitted in whole or in part by any manner of electronic, mechanical, photocopying, recording, broadcasting or otherwise now known or herein after developed without the previous express consent by the copyright owner, except for reproduction in daily press and regular printed publications on sale to the public within 60 days of the event related to those data/results and always provided that copyright symbol appears together as follows below.

© DORNA, 2018

Official MotoGP Timing by TISSOT  
www.motogp.com

motoE™





4226 m.

## GP OCTO DI SAN MARINO E DELLA RIVIERA DI RIMINI

Moto3™

## World Championship Classification

30

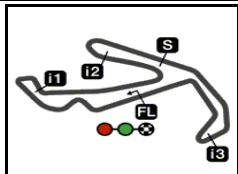
29	<b>PAGLIANI Manuel</b>	ITA	6	160	1	-	-	-	-	-	6	-	-	-	-	-	-	
30	<b>ATIRATPHUVAPAT Nak</b>	THA	2	164	4	0	0	0	0	0	0	2	0	-	0	0	-	0
31	<b>PEREZ Vicente</b>	SPA	2	164	0	-	-	-	-	-	-	-	-	-	0	0	-	2
32	<b>OGURA Ai</b>	JPN	1	165	1	-	-	-	1	-	-	-	0	-	-	0	-	-
33	<b>NEPA Stefano</b>	ITA	0	166	1	-	-	-	-	-	-	-	0	0	-	0	-	0
34	<b>MONTELLA Yari</b>	ITA	0	166	0	-	-	-	-	-	-	-	-	-	-	-	-	0
35	<b>ZANNONI Kevin</b>	ITA	0	166	0	-	-	-	-	-	-	-	-	-	-	-	-	0
36	<b>GRÜNWALD Luca</b>	GER	0	166	0	-	-	-	-	-	-	-	0	-	-	-	-	-
37	<b>SALAC Filip</b>	CZE	0	166	0	-	-	-	-	-	-	-	-	-	0	-	-	-
38	<b>VAN DE LAGEMAAT Ry</b>	NED	0	166	0	-	-	-	-	-	-	-	0	-	-	-	-	-
39	<b>KOFLER Maximilian</b>	AUT	0	166	0	-	-	-	-	-	-	-	-	-	-	0	-	-

These data/results cannot be reproduced, stored and/or transmitted in whole or in part by any manner of electronic, mechanical, photocopying, recording, broadcasting or otherwise now known or herein after developed without the previous express consent by the copyright owner, except for reproduction in daily press and regular printed publications on sale to the public within 60 days of the event related to those data/results and always provided that copyright symbol appears together as follows below.

© DORNA, 2018

Official MotoGP Timing by TISSOT  
www.motogp.com





4226 m.

## GP OCTO DI SAN MARINO E DELLA RIVIERA DI RIMINI

Moto3™

## World Championship Classification

30

Constructor	Points	Leader	Previous	QAT	ARG	AME	SPA	FRA	ITA	CAT	NED	GER	CZE	AUT	GBR	RSM	ARA	THA	JPN	AUS	MAL	VAL	
1 HONDA	266			25	20	25	13	13	25	25	25	25	25	20	-	25							
2 KTM	229	37	37	11	25	16	25	25	20	20	13	20	16	25	-	13							

Team	Points	Leader	Previous	QAT	ARG	AME	SPA	FRA	ITA	CAT	NED	GER	CZE	AUT	GBR	RSM	ARA	THA	JPN	AUS	MAL	VAL	
1 DEL CONCA GRESINI MOTO3	303			35	21	36	9	13	41	9	32	25	25	21	-	36							
2 REDOX PRUESTELGP	249	54	54	9	27	25	28	10	20	25	11	29	26	28	-	11							
3 LEOPARD RACING	205	98	44	16	22	20	-	-	18	25	26	3	19	31	-	25							
4 ESTRELLA GALICIA 0,0	149	154	56	20	30	8	13	8	5	8	20	11	20	6	-	-							
5 ANGEL NIETO TEAM MOTO3	127	176	22	6	3	14	3	45	13	-	2	4	7	13	-	17							
6 BESTER CAPITAL DUBAI	121	182	6	5	4	-	27	22	1	-	19	23	9	11	-	-							
7 RBA BOE SKULL RIDER	105	198	16	14	7	4	6	-	13	16	8	1	14	8	-	14							
8 SIC58 SQUADRA CORSE	96	207	9	13	8	7	15	18	7	11	4	-	7	-	-	6							
9 PETRONAS SPRINTA RACING	60	243	36	13	11	5	4	-	-	3	-	11	-	9	-	4							
10 SUDMETAL SCHEDL GP RACI	54	249	6	-	-	10	25	1	-	-	-	8	8	2	-	-							
11 CIP - GREEN POWER	52	251	2	-	-	2	2	7	4	17	-	16	-	4	-	-							
12 MARINELLI SNIPERS TEAM	37	266	15	-	6	-	-	9	9	-	-	-	1	7	-	5							
13 RED BULL KTM AJO	35	268	2	-	-	3	-	5	3	-	9	7	-	-	-	8							
14 SKY RACING TEAM VR46	33	270	2	-	-	-	-	2	-	7	9	2	4	-	-	9							
15 HONDA TEAM ASIA	31	272	2	9	-	-	7	-	-	12	-	-	-	-	-	3							

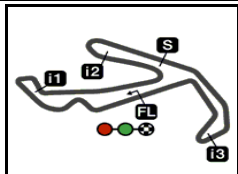
These data/results cannot be reproduced, stored and/or transmitted in whole or in part by any manner of electronic, mechanical, photocopying, recording, broadcasting or otherwise now known or herein after developed without the previous express consent by the copyright owner, except for reproduction in daily press and regular printed publications on sale to the public within 60 days of the event related to those data/results and always provided that copyright symbol appears together as follows below.

© DORNA, 2018

Official MotoGP Timing by TISSOT  
www.motogp.com

motoE™





## GP OCTO DI SAN MARINO E DELLA RIVIERA DI RIMINI

**30**

4226 m.

### World Championship Classification

16	REALE AVINTIA ACADEMY 77	10	293	21	-	1	6	-	-	-	1	-	-	-	-	-	2
----	--------------------------	----	-----	----	---	---	---	---	---	---	---	---	---	---	---	---	---

These data/results cannot be reproduced, stored and/or transmitted in whole or in part by any manner of electronic, mechanical, photocopying, recording, broadcasting or otherwise now known or herein after developed without the previous express consent by the copyright owner, except for reproduction in daily press and regular printed publications on sale to the public within 60 days of the event related to those data/results and always provided that copyright symbol appears together as follows below.  
© DORNA, 2018

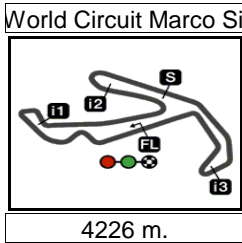


## GP OCTO DI SAN MARINO E DELLA RIVIERA DI RIMINI

Race

Lap Chart

31



Pos	1	2	3	4	5	6	7	8	9	10	11	12	13	14	15	16	17	18	19	20	21	22	23	24	25	26	27	28	29
Grid	88	19	44	21	33	12	8	<b>48</b>	84	71	5	14	75	7	23	24	27	3	16	10	42	22	40	17	41	77	55	81	72

	1	21	19	12	88	5	44	71	<b>48</b>	33	75	84	8	7	14	24	23	10	16	40	22	27	3	72	42	77	41	17	81	55
	2	12	19	21	<b>48</b>	88	7	84	75	10	24	40	14	16	22	23	42	27	17	77	41	55	81	3						
	3	12	19	<b>48</b>	21	88	84	7	10	40	24	75	16	22	23	17	14	41	77	42	55	27	81	3						
	4	12	<b>48</b>	19	88	21	84	10	75	40	24	7	22	16	23	17	42	14	41	77	27	81	55	3						
	5	12	<b>48</b>	19	88	21	84	10	40	75	24	7	22	16	23	17	42	14	77	41	27	81	55	3						
	6	<b>48</b>	12	88	19	21	84	10	40	75	24	7	16	42	23	17	14	22	77	27	81	41	55	3						
	7	12	<b>48</b>	88	19	21	84	40	10	75	24	7	42	16	23	14	17	22	27	81	77	41	55	3						
	8	<b>48</b>	12	88	19	21	84	40	10	75	42	24	7	16	23	14	17	22	27	77	81	41	55	3						
	9	<b>48</b>	12	88	19	21	84	40	10	75	42	24	7	16	23	17	14	22	27	77	81	41	55	3						
	10	12	<b>48</b>	21	88	19	84	10	75	40	42	24	7	16	23	14	22	27	81	77	41	55	17	3						
L	11	12	<b>48</b>	21	88	19	84	10	75	40	24	7	16	23	14	22	77	27	81	41	42	55	17	3						
a	12	12	<b>48</b>	21	19	88	84	10	75	40	16	24	7	23	14	22	77	81	27	41	42	55	3							
P	13	12	<b>48</b>	19	21	88	84	10	75	40	16	24	7	23	14	77	22	27	81	41	42	55	3							
S	14	<b>48</b>	21	12	19	88	84	10	75	40	16	23	24	7	14	27	77	81	22	41	42	55	3							
	15	<b>48</b>	21	88	12	19	84	10	75	40	16	23	24	7	14	27	81	77	22	41	42	55	3							
	16	<b>48</b>	21	19	12	88	84	10	40	75	23	24	16	7	14	27	41	77	22	81	42	55	3							
	17	<b>48</b>	12	19	21	88	84	10	75	40	16	24	23	7	14	27	22	77	81	41	42	55	3							
	18	12	<b>48</b>	88	21	19	84	10	75	40	16	23	24	7	14	27	22	77	81	41	42	55	3							
	19	12	88	<b>48</b>	21	19	84	10	75	40	16	23	24	7	14	22	27	77	81	41	42	55	3							
	20	12	21	<b>48</b>	88	19	84	10	75	40	16	23	7	14	22	27	77	81	41	55	42	3								
	21	12	88	<b>48</b>	19	21	84	10	75	40	16	23	7	14	27	22	77	81	41	42	55	3								
	22	<b>48</b>	88	19	21	84	10	75	40	16	23	14	7	27	77	22	81	55	41	42	<input type="checkbox"/>	3								
	23	<b>48</b>	88	21	19	84	75	10	40	16	23	14	7	27	77	22	81	42	41	55										



Winner



Lapped rider

These data/results cannot be reproduced, stored and/or transmitted in whole or in part by any manner of electronic, mechanical, photocopying, recording, broadcasting or otherwise now known or herein after developed without the previous express consent by the copyright owner, except for reproduction in daily press and regular printed publications on sale to the public within 60 days of the event related to those data/results and always provided that copyright symbol appears together as follows below.

© DORNA, 2018

Official MotoGP Timing by TISSOT  
www.motogp.com

Misano Adriatico, Sunday, September 09, 2018

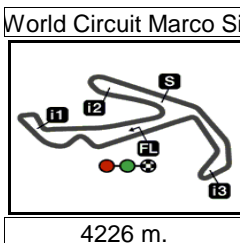



## GP OCTO DI SAN MARINO E DELLA RIVIERA DI RIMINI

## Race

## Fastest Lap of Each Rider

32



	Rider	Nation	Team	Motorcycle	Time	Lap Total	Gap
1	19 <b>Gabriel RODRIGO</b>	ARG	RBA BOE Skull Rider	KTM	<b>1'42.381</b>	5 23	
2	88 <b>Jorge MARTIN</b>	SPA	Del Conca Gresini Moto3	HONDA	<b>1'42.418</b>	5 23	0.037 0.037
3	48 <b>Lorenzo DALLA PORTA</b>	ITA	Leopard Racing	HONDA	<b>1'42.424</b>	4 23	0.043 0.006
4	12 <b>Marco BEZZECCHI</b>	ITA	Redox PruestelGP	KTM	<b>1'42.503</b>	4 21	0.122 0.079
5	21 <b>Fabio DI GIANNANTONIO</b>	ITA	Del Conca Gresini Moto3	HONDA	<b>1'42.557</b>	5 23	0.176 0.054
6	42 <b>Marcos RAMIREZ</b>	SPA	Bester Capital Dubai	KTM	<b>1'42.607</b>	7 23	0.226 0.050
7	17 <b>John MCPHEE</b>	GBR	CIP - Green Power	KTM	<b>1'42.688</b>	9 11	0.307 0.081
8	84 <b>Jakub KORNFEIL</b>	CZE	Redox PruestelGP	KTM	<b>1'42.748</b>	4 23	0.367 0.060
9	10 <b>Dennis FOGGIA</b>	ITA	SKY Racing Team VR46	KTM	<b>1'42.814</b>	6 23	0.433 0.066
10	14 <b>Tony ARBOLINO</b>	ITA	Marinelli Snipers Team	HONDA	<b>1'42.822</b>	5 23	0.441 0.008
11	75 <b>Albert ARENAS</b>	SPA	Angel Nieto Team Moto3	KTM	<b>1'42.902</b>	8 23	0.521 0.080
12	16 <b>Andrea MIGNO</b>	ITA	Angel Nieto Team Moto3	KTM	<b>1'42.907</b>	8 23	0.526 0.005
13	23 <b>Niccolò ANTONELLI</b>	ITA	SIC58 Squadra Corse	HONDA	<b>1'42.921</b>	8 23	0.540 0.014
14	7 <b>Adam NORRODIN</b>	MAL	Petronas Sprinta Racing	HONDA	<b>1'42.960</b>	9 23	0.579 0.039
15	24 <b>Tatsuki SUZUKI</b>	JPN	SIC58 Squadra Corse	HONDA	<b>1'42.968</b>	9 19	0.587 0.008
16	40 <b>Darryn BINDER</b>	RSA	Red Bull KTM Ajo	KTM	<b>1'42.976</b>	11 23	0.595 0.008
17	22 <b>Kazuki MASAKI</b>	JPN	RBA BOE Skull Rider	KTM	<b>1'43.075</b>	5 23	0.694 0.099
18	81 <b>Stefano NEPA</b>	ITA	CIP - Green Power	KTM	<b>1'43.492</b>	10 23	1.111 0.417
19	77 <b>Vicente PEREZ</b>	SPA	Reale Avintia Academy 77	KTM	<b>1'43.699</b>	18 23	1.318 0.207
20	27 <b>Kaito TOBA</b>	JPN	Honda Team Asia	HONDA	<b>1'43.755</b>	9 23	1.374 0.056
21	41 <b>Nakarin ATIRATPHUVAPAT</b>	THA	Honda Team Asia	HONDA	<b>1'43.777</b>	3 23	1.396 0.022
22	55 <b>Yari MONTELLA</b>	ITA	SIC58 Squadra Corse	HONDA	<b>1'43.954</b>	3 23	1.573 0.177
23	3 <b>Kevin ZANNONI</b>	ITA	TM Racing Factory 3570 MTA	TM RACING	<b>1'44.100</b>	9 22	1.719 0.146

These data/results cannot be reproduced, stored and/or transmitted in whole or in part by any manner of electronic, mechanical, photocopying, recording, broadcasting or otherwise now known or herein after developed without the previous express consent by the copyright owner, except for reproduction in daily press and regular printed publications on sale to the public within 60 days of the event related to those data/results and always provided that copyright symbol appears together as follows below.

© DORNA, 2018

Official MotoGP Timing by TISSOT  
www.motogp.com

Misano Adriatico, Sunday, September 09, 2018







## GP OCTO DI SAN MARINO E DELLA RIVIERA DI RIMINI

After the Race

## Event Best Maximum Speed

33



Rider

Nation Team

Motorcycle Km/h

Rider	Nation Team	Motorcycle	Km/h	
17 John MCPHEE	GBR CIP - Green Power	KTM	209.1	Race
12 Marco BEZZECCHI	ITA Redox PruestelGP	KTM	208.8	Warm Up
22 Kazuki MASAKI	JPN RBA BOE Skull Rider	KTM	208.7	Race
7 Adam NORRODIN	MAL Petronas Sprinta Racing	HONDA	207.8	Warm Up
81 Stefano NEPA	ITA CIP - Green Power	KTM	207.6	Race
48 Lorenzo DALLA PORTA	ITA Leopard Racing	HONDA	207.6	Race
77 Vicente PEREZ	SPA Reale Avintia Academy 77	KTM	207.4	Warm Up
19 Gabriel RODRIGO	ARG RBA BOE Skull Rider	KTM	207.3	Warm Up
8 Nicolo BULEGA	ITA SKY Racing Team VR46	KTM	207.2	Warm Up
10 Dennis FOGGIA	ITA SKY Racing Team VR46	KTM	207.0	Warm Up
71 Ayumu SASAKI	JPN Petronas Sprinta Racing	HONDA	206.8	Warm Up
84 Jakub KORNFEIL	CZE Redox PruestelGP	KTM	206.7	Qualifying
75 Albert ARENAS	SPA Angel Nieto Team Moto3	KTM	206.7	Qualifying
65 Philipp OETTL	GER Sudmetal Schedl GP Racing	KTM	206.6	Free Practice Nr. 2
27 Kaito TOBA	JPN Honda Team Asia	HONDA	206.4	Qualifying
14 Tony ARBOLINO	ITA Marinelli Snipers Team	HONDA	206.4	Race
33 Enea BASTIANINI	ITA Leopard Racing	HONDA	206.2	Qualifying
23 Niccolò ANTONELLI	ITA SIC58 Squadra Corse	HONDA	205.9	Qualifying
40 Darryn BINDER	RSA Red Bull KTM Ajo	KTM	205.9	Warm Up
42 Marcos RAMIREZ	SPA Bester Capital Dubai	KTM	205.7	Free Practice Nr. 1
88 Jorge MARTIN	SPA Del Conca Gresini Moto3	HONDA	205.6	Warm Up
16 Andrea MIGNO	ITA Angel Nieto Team Moto3	KTM	205.5	Race
41 Nakarin ATIRATPHUVAPAT	THA Honda Team Asia	HONDA	205.1	Qualifying
21 Fabio DI GIANNANTONIO	ITA Del Conca Gresini Moto3	HONDA	205.0	Race
5 Jaume MASIA	SPA Bester Capital Dubai	KTM	204.9	Warm Up
72 Alonso LOPEZ	SPA Estrella Galicia 0,0	HONDA	204.6	Race
55 Yari MONTELLA	ITA SIC58 Squadra Corse	HONDA	204.1	Race
44 Aron CANET	SPA Estrella Galicia 0,0	HONDA	204.0	Warm Up
24 Tatsuki SUZUKI	JPN SIC58 Squadra Corse	HONDA	203.6	Free Practice Nr. 1
3 Kevin ZANNONI	ITA TM Racing Factory 3570 MTA	TM RACING	203.5	Warm Up

These data/results cannot be reproduced, stored and/or transmitted in whole or in part by any manner of electronic, mechanical, photocopying, recording, broadcasting or otherwise now known or herein after developed without the previous express consent by the copyright owner, except for reproduction in daily press and regular printed publications on sale to the public within 60 days of the event related to those data/results and always provided that copyright symbol appears together as follows below.

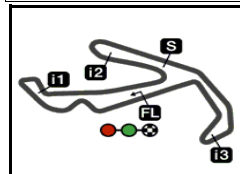
© DORNA, 2018

Official MotoGP Timing by TISSOT  
www.motogp.com

Misano Adriatico, Sunday, September 09, 2018

motoE™





4226 m.

## GP OCTO DI SAN MARINO E DELLA RIVIERA DI RIMINI

## Race

## Chronological Analysis of Performances

34

\* Lap / Sector time cancelled

T1 Time from finish line to 1st intermediate

T3 Time from 2nd intermed. to 3rd intermed.

P Crossing the finish line in pit lane

T2 Time from 1st intermed. to 2nd intermed.

T4 Time from 3rd intermediate to finish line

Lap	Lap Time	T1	T2	T3	T4	Speed	Lap	Lap Time	T1	T2	T3	T4	Speed	
<b>1st</b>	<b>48</b>	<b>Lorenzo DALLA PO</b> Leopard Racing ITA						19	<b>1'42.665</b>	27.192	24.290	28.585	22.598	199.1
		Runs=1	Total laps=23	Full laps=20			20	<b>1'43.554</b>	27.436	24.616	28.651	22.851	204.3	
1	1'49.354	32.647	24.813	28.863	23.031	206.5	21	<b>1'43.909</b>	27.701	24.790	28.601	22.817	202.2	
2	<b>1'43.360</b>	27.544	24.335	28.623	22.858	205.1	22	<b>1'43.951</b>	27.490	24.410	28.690	23.361	201.0	
3	<b>1'42.556</b>	27.285	24.280	28.421	22.570	206.0	23	<b>1'43.381</b>	27.555	24.366	28.531	22.929	203.5	
4	<b>1'42.424</b>	27.067	24.369	28.460	22.528	204.2								
5	<b>1'42.479</b>	27.067	24.300	28.471	22.641	204.6	<b>3rd</b>	<b>21</b>	<b>Fabio DI GIANNANT</b> Del Conca Gresini Mo ITA					
6	<b>1'42.714</b>	27.211	24.326	28.503	22.674	203.8			Runs=1	Total laps=23	Full laps=19			
7	1'42.900 *	27.172	24.427	28.620	22.681*	204.3	1	1'48.670	31.873	24.705	29.115	22.977	196.3	
8	<b>1'42.430</b>	27.043	24.286	28.426	22.675	204.0	2	1'44.006 *	27.252	24.597	29.211*	22.946	196.2	
9	1'43.150 *	27.262	24.429	28.726	22.733*	200.5	3	<b>1'43.023</b>	27.190	24.624	28.494	22.715	202.1	
10	<b>1'43.289</b>	27.302	24.476	28.868	22.643	204.1	4	<b>1'42.866</b>	27.235	24.442	28.531	22.658	201.6	
11	<b>1'42.814</b>	27.260	24.288	28.605	22.661	204.9	5	<b>1'42.557</b>	26.947	24.431	28.556	22.623	200.9	
12	<b>1'42.786</b>	27.217	24.272	28.529	22.768	204.0	6	<b>1'42.812</b>	27.030	24.481	28.640	22.661	200.2	
13	<b>1'43.170</b>	27.207	24.406	28.816	22.741	204.3	7	<b>1'42.567</b>	26.972	24.353	28.619	22.623	200.6	
14	<b>1'43.424</b>	27.244	24.474	28.911	22.795	200.5	8	<b>1'42.753</b>	27.062	24.294	28.655	22.742	200.1	
15	<b>1'44.065</b>	27.356	24.551	29.336	22.822	199.8	9	<b>1'42.641</b>	27.058	24.315	28.652	22.616	200.4	
16	<b>1'43.895</b>	27.536	24.378	29.165	22.816	199.6	10	<b>1'42.938</b>	27.243	24.366	28.621	22.708	204.7	
17	<b>1'43.361</b>	27.284	24.487	28.810	22.780	200.6	11	<b>1'42.809</b>	27.247	24.327	28.629	22.606	201.3	
18	<b>1'42.925</b>	27.322	24.248	28.627	22.728	204.2	12	<b>1'42.817</b>	27.228	24.317	28.534	22.738	201.0	
19	<b>1'42.883</b>	27.238	24.451	28.501	22.693	206.0	13	<b>1'43.159</b>	27.144	24.432	28.849	22.734	202.0	
20	<b>1'43.410</b>	27.636	24.398	28.550	22.826	207.6	14	<b>1'43.306</b>	27.251	24.490	28.836	22.729	200.5	
21	<b>1'44.090</b>	27.614	24.448	28.782	23.246	201.4	15	1'44.097 *	27.425	24.576	29.299	22.797*	195.1	
22	<b>1'43.680</b>	27.521	24.376	28.605	23.178	206.0	16	<b>1'43.862</b>	27.316	24.406	29.353	22.787	199.2	
23	<b>1'43.525</b>	27.393	24.411	28.614	23.107	202.8	17	<b>1'43.551</b>	27.355	24.481	29.027	22.688	200.6	
							18	<b>1'43.096</b>	27.348	24.360	28.734	22.654	200.2	
<b>2nd</b>	<b>88</b>	<b>Jorge MARTIN</b> Del Conca Gresini Mo SPA						19	<b>1'42.614</b>	27.089	24.377	28.488	22.660	203.2
		Runs=1	Total laps=23	Full laps=20			20	<b>1'43.210</b>	27.378	24.367	28.577	22.888	201.3	
1	1'49.006	32.166	24.659	29.171	23.010	197.6	21	1'44.921 *	27.564	24.753*	28.736	23.868	201.6	
2	<b>1'43.941</b>	27.671	24.455	28.850	22.965	200.9	22	<b>1'43.175</b>	27.103	24.288	28.687	23.097	205.0	
3	<b>1'42.786</b>	27.216	24.400	28.531	22.639	202.8	23	<b>1'43.356</b>	27.314	24.326	28.612	23.104	202.9	
4	1'42.314 *	27.029	24.295	28.503	22.487*	202.3								
5	<b>1'42.418</b>	27.067	24.267	28.562	22.522	202.4	<b>4th</b>	<b>19</b>	<b>Gabriel RODRIGO</b> RBA BOE Skull Rider ARG					
6	<b>1'42.667</b>	27.218	24.249	28.611	22.589	201.6			Runs=1	Total laps=23	Full laps=21			
7	<b>1'42.743</b>	27.293	24.299	28.605	22.546	201.1	1	1'48.724	31.724	24.890	29.049	23.061	199.7	
8	<b>1'42.638</b>	27.148	24.309	28.522	22.659	201.9	2	1'43.779 *	27.515	24.551	28.773	22.940*	202.0	
9	<b>1'43.044</b>	27.307	24.369	28.747	22.621	201.3	3	<b>1'42.716</b>	27.134	24.448	28.503	22.631	202.9	
10	<b>1'43.414</b>	27.403	24.482	28.829	22.700	202.3	4	<b>1'42.681</b>	27.334	24.396	28.374	22.577	204.8	
11	<b>1'42.760</b>	27.279	24.283	28.629	22.569	202.6	5	<b>1'42.381</b>	26.992	24.373	28.476	22.540	204.6	
12	<b>1'43.036</b>	27.431	24.407	28.671	22.527	200.2	6	<b>1'43.006</b>	27.208	24.510	28.666	22.622	204.8	
13	<b>1'42.936</b>	27.165	24.358	28.709	22.704	203.0	7	<b>1'42.731</b>	27.253	24.346	28.596	22.536	204.5	
14	<b>1'43.487</b>	27.471	24.552	28.824	22.640	203.1	8	<b>1'42.614</b>	27.138	24.271	28.576	22.629	204.5	
15	1'43.881 *	27.443	24.420	29.348	22.670*	197.6	9	<b>1'43.028</b>	27.290	24.365	28.781	22.592	203.9	
16	<b>1'44.246</b>	27.143	24.606	29.531	22.966	197.0	10	<b>1'43.360</b>	27.622	24.340	28.749	22.649	206.0	
17	<b>1'43.245</b>	27.368	24.363	28.856	22.658	203.8	11	<b>1'42.756</b>	27.371	24.234	28.668	22.483	206.4	
18	<b>1'42.720</b>	27.338	24.352	28.521	22.509	201.1	12	<b>1'42.735</b>	27.171	24.321	28.620	22.623	202.5	

**Fastest Lap:** Lorenzo DALLA PORTA Leopard Racing ITA **1'42.424** 27.067 24.369 28.460 22.528

These data/results cannot be reproduced, stored and/or transmitted in whole or in part by any manner of electronic, mechanical, photocopying, recording, broadcasting or otherwise now known or herein after developed without the previous express consent by the copyright owner, except for reproduction in daily press and regular printed publications on sale to the public within 60 days of the event related to those data/results and always provided that copyright symbol appears together as follows below.  
© DORNA, 2018

## Race

## Moto3

Lap	Lap Time	T1	T2	T3	T4	Speed	Lap	Lap Time	T1	T2	T3	T4	Speed
13	1'43.004	27.199	24.392	28.711	22.702	205.6	17	1'43.637	27.378	24.501	28.955	22.803	198.5
14	1'43.611	27.475	24.640	28.807	22.689	204.7	18	1'43.604	27.378	24.495	28.897	22.834	199.7
15	1'44.262	27.640	24.505	29.276	22.841	199.0	19	1'43.496	27.373	24.474	28.872	22.777	199.9
16	1'43.527	27.334	24.310	29.151	22.732	202.3	20	1'43.554	27.340	24.516	28.896	22.802	200.9
17	1'43.388	27.424	24.449	28.850	22.665	202.9	21	1'43.499	27.356	24.453	28.804	22.886	200.9
18	1'43.369	27.787	24.331	28.626	22.625	204.2	22	1'43.440	27.338	24.434	28.812	22.856	201.6
19	1'42.605	27.092	24.411	28.595	22.507	203.9	23	1'43.322	27.355	24.442	28.622	22.903	203.4
20	1'43.374	27.447	24.427	28.655	22.845	203.8							
21	1'43.940	27.825	24.644	28.605	22.866	204.5							
22	1'43.812	27.544	24.434	28.932	22.902	203.6							
23	1'44.103	27.713	24.593	28.862	22.935	201.9							

5th	84	Jakub KORNFEIL	Redox PruestelGP	CZE	Runs=1	Total laps=23	Full laps=20
1	1'49.758	33.418	24.753	28.682	22.905	204.9	
2	1'44.703	27.807	24.320	28.540	24.036	205.7	
3	1'43.763	27.861	24.472	28.571	22.859	204.2	
4	1'42.748	26.987	24.501	28.649	22.611	201.8	
5	1'42.948	27.028	24.359	28.866	22.695	201.5	
6	1'42.808	27.111	24.354	28.766	22.577	200.8	
7	1'43.223	27.318	24.346	28.848	22.711	200.5	
8	1'43.016	* 27.291	24.338	28.781	22.606*	200.2	
9	1'42.954	27.137	24.265	28.800	22.752	198.8	
10	1'42.979	27.185	24.382	28.727	22.685	200.3	
11	1'42.841	* 27.059	24.267	28.758	22.757*	200.2	
12	1'43.104	27.166	24.399	28.787	22.752	199.7	
13	1'43.733	27.247	24.330	28.746	23.410	199.6	
14	1'43.450	27.271	24.432	28.995	22.752	199.4	
15	1'43.412	27.329	24.386	28.914	22.783	199.0	
16	1'43.627	27.393	24.413	28.974	22.847	199.9	
17	1'44.093	27.900	24.393	28.974	22.826	200.0	
18	1'43.687	27.360	24.442	29.037	22.848	199.6	
19	1'43.524	27.302	24.397	28.904	22.921	199.6	
20	1'43.747	27.348	24.545	29.012	22.842	199.5	
21	1'43.770	27.448	24.461	29.010	22.851	199.4	
22	1'43.791	27.367	24.564	29.012	22.848	200.0	
23	1'43.558	27.406	24.437	28.825	22.890	200.3	

6th	75	Albert ARENAS	Angel Nieto Team Mot SPA	Runs=1	Total laps=23	Full laps=17
1	1'49.655	33.155	24.875	28.627	22.998	203.9
2	1'44.932	28.600	24.676	28.609	23.047	202.7
3	1'44.147	28.139	24.698	28.497	22.813	203.3
4	1'43.074	27.222	24.489	28.618	22.745	202.6
5	1'43.039	* 27.099	24.493	28.774	22.673*	203.7
6	1'42.787	* 27.100	24.467*	28.519	22.701	204.5
7	1'43.108	27.216	24.293	28.740	22.859	203.9
8	1'42.902	27.211	24.278	28.652	22.761	203.4
9	1'42.973	* 27.299	24.335	28.646	22.693*	203.0
10	1'43.074	* 27.194	24.392	28.659	22.829*	203.5
11	1'43.031	* 27.191	24.514	28.649	22.677*	202.1
12	1'43.033	27.200	24.330	28.713	22.790	201.8
13	1'43.168	27.271	24.371	28.704	22.822	201.7
14	1'43.576	27.341	24.503	28.899	22.833	202.8
15	1'44.222	27.453	24.592	29.303	22.874	196.5
16	1'44.270	27.809	24.547	28.911	23.003	201.6

7th	10	Dennis FOGGIA	SKY Racing Team VR	ITA	Runs=1	Total laps=23	Full laps=16
1	1'50.680	33.926	24.942	28.788	23.024	205.4	
2	1'43.959	27.685	24.485	28.631	23.158	205.0	
3	1'43.743	* 27.486	24.655	28.689	22.913*	205.9	
4	1'43.253	27.389	24.575	28.634	22.655	205.6	
5	1'42.965	* 27.149	24.398*	28.737	22.681	203.7	
6	1'42.814	27.214	24.444	28.502	22.654	205.3	
7	1'43.177	* 27.173	24.447	28.750	22.807*	204.9	
8	1'42.929	* 27.194	24.331	28.656	22.748*	202.7	
9	1'43.041	27.217	24.452	28.633	22.739	201.7	
10	1'42.971	27.061	24.414	28.631	22.865	203.9	
11	1'43.078	* 27.144	24.523	28.639	22.772*	201.5	
12	1'43.026	27.130	24.401	28.715	22.780	200.3	
13	1'43.137	27.186	24.431	28.739	22.781	199.9	
14	1'43.598	27.330	24.540	28.914	22.814	201.9	
15	1'43.631	27.407	24.469	28.911	22.844	199.1	
16	1'43.290	27.169	24.445	28.860	22.816	201.6	
17	1'44.272	27.436	24.846	29.045	22.945	200.5	
18	1'43.689	27.320	24.453	28.900	23.016	201.0	
19	1'43.757	27.319	24.567	28.887	22.984	201.1	
20	1'43.616	27.371	24.493	28.874	22.878	201.2	
21	1'43.598	27.311	24.480	28.922	22.885	201.7	
22	1'43.896	27.367	24.575	28.981	22.973	201.3	
23	1'43.879	* 27.330	24.439	28.956	23.154*	202.4	

8th	40	Darryn BINDER	Red Bull KTM Ajo	RSA	Runs=1	Total laps=23	Full laps=14
1	1'51.487	34.105	24.819	29.563	23.000	197.0	
2	1'43.516	27.340	24.476	28.546	23.154	204.9	
3	1'43.523	* 27.621	24.562*	28.472	22.868	202.6	
4	1'43.409	* 27.679	24.494*	28.542	22.694*	202.8	
5	1'42.756	* 27.130	24.257*	28.750	22.619	200.3	
6	1'42.801	* 26.972	24.402*	28.805	22.622	200.2	
7	1'42.852	* 27.247	24.256	28.609	22.740*	200.3	
8	1'42.908	* 27.133	24.305	28.769	22.701*	200.5	
9	1'43.033	27.105	24.403	28.749	22.776	198.8	
10	1'43.689	27.043	24.459	29.242	22.945	195.2	
11	1'42.976	27.079	24.438	28.710	22.749	201.2	
12	1'43.613	27.171	24.295	29.190	22.957	199.2	
13	1'43.338	27.121	24.605	28.782	22.830	198.5	
14	1'43.570	27.332	24.525	28.964	22.749	198.1	
15	1'43.398	27.228	24.372	28.896	22.902	199.4	
16	1'44.076	27.550	24.498	28.895	23.133	197.9	
17	1'43.879	27.658	24.490	28.919	22.812	199.6	
18	1'43.587	* 27.353	24.500*	28.919	22.815	199.5	
19	1'43.577	* 27.415	24.547*	28.737	22.878	200.4	
20	1'43.547	27.304	24.606	28.856	22.781	200.0	

**Fastest Lap:** Lorenzo DALLA PORTA Leopard Racing ITA 1'42.424 27.067 24.369 28.460 22.528

These data/results cannot be reproduced, stored and/or transmitted in whole or in part by any manner of electronic, mechanical, photocopying, recording, broadcasting or otherwise now known or herein after developed without the previous express consent by the copyright owner, except for reproduction in daily press and regular printed publications on sale to the public within 60 days of the event related to those data/results and always provided that copyright symbol appears together as follows below.  
© DORNA, 2018

## Race

## Moto3

Lap	Lap Time	T1	T2	T3	T4	Speed	Lap	Lap Time	T1	T2	T3	T4	Speed	
21	<b>1'43.454</b>	27.317	24.494	28.728	22.915	200.7	<b>11th 14</b>	<b>Tony ARBOLINO</b>	Runs=1	Total laps=23	Full laps=20	Marinelli Snipers Tea	ITA	
22	<b>1'43.434</b>	27.363	24.504	28.715	22.852	200.6								
23	<b>1'43.641</b>	27.315	24.412	28.735	23.179	203.2								
<b>9th 16</b>	<b>Andrea MIGNO</b>	Angel Nieto Team Mot				ITA								
		Runs=1	Total laps=23	Full laps=21										
1	1'51.111	34.430	24.887	28.932	22.862	201.9	1	1'50.293	33.056	24.870	28.978	23.389	204.1	
2	<b>1'44.090</b>	27.580	24.774	28.747	22.989	204.1	2	<b>1'44.793</b>	28.200	24.746	28.700	23.147	<b>206.4</b>	
3	<b>1'44.030</b>	27.878	24.658	28.650	22.844	202.3	3	<b>1'45.569</b>	28.701	25.437	28.591	22.840	203.8	
4	<b>1'43.863</b>	27.418	24.525	29.107	22.813	205.0	4	1'43.622 *	27.127	24.818	28.870	22.807*	203.6	
5	<b>1'43.127</b>	27.206	24.436	<b>28.604</b>	22.881	<b>205.5</b>	5	<b>1'42.822</b>	27.098	24.451	<b>28.550</b>	22.723	204.0	
6	<b>1'43.187</b>	27.177	24.420	28.837	22.753	202.1	6	<b>1'42.909</b>	27.147	24.417	28.575	22.770	206.2	
7	<b>1'43.143</b>	27.315	24.354	28.714	22.760	202.5	7	<b>1'42.861</b>	27.220	24.400	28.567	22.674	203.0	
8	<b>1'42.907</b>	<b>27.139</b>	<b>24.321</b>	28.751	<b>22.696</b>	202.8	8	<b>1'42.918</b>	27.169	<b>24.390</b>	28.693	<b>22.666</b>	203.1	
9	<b>1'42.980</b>	27.172	24.341	28.717	22.750	202.4	9	<b>1'43.303</b>	27.149	24.418	28.968	22.768	201.6	
10	<b>1'42.976</b>	27.151	24.423	28.697	22.705	203.1	10	<b>1'43.253</b>	27.125	24.573	28.734	22.821	201.6	
11	<b>1'43.166</b>	27.163	24.398	28.834	22.771	202.0	11	<b>1'44.012</b>	27.111	24.588	28.610	23.703	201.9	
12	<b>1'43.527</b>	27.332	24.486	28.875	22.834	202.9	12	<b>1'43.506</b>	27.298	24.607	28.840	22.761	200.0	
13	<b>1'43.595</b>	27.200	24.551	29.015	22.829	199.1	13	1'43.491 *	27.204	24.638	28.890	22.759*	199.7	
14	<b>1'43.857</b>	27.332	24.674	29.002	22.849	199.6	14	<b>1'43.420</b>	<b>27.096</b>	24.696	28.853	22.775	201.1	
15	<b>1'43.591</b>	27.196	24.587	28.946	22.862	199.0	15	<b>1'43.374</b>	27.253	24.484	28.847	22.790	200.9	
16	<b>1'44.071</b>	27.614	24.576	29.131	22.750	202.2	16	<b>1'43.542</b>	27.204	24.639	28.764	22.935	203.0	
17	1'43.701 *	27.411	24.531*	28.987	22.772	201.3	17	<b>1'43.955</b>	27.499	24.497	29.026	22.933	203.2	
18	<b>1'43.651</b>	27.299	24.572	28.948	22.832	199.5	18	<b>1'43.837</b>	27.356	24.573	28.786	23.122	204.9	
19	<b>1'43.478</b>	27.210	24.520	28.914	22.834	199.5	19	<b>1'43.361</b>	27.254	24.583	28.755	22.769	203.0	
20	<b>1'43.259</b>	27.150	24.491	28.824	22.794	199.9	20	<b>1'43.449</b>	27.283	24.517	28.802	22.847	203.5	
21	<b>1'43.287</b>	27.248	24.418	28.867	22.754	199.8	21	<b>1'43.703</b>	27.320	24.634	28.833	22.916	202.8	
22	<b>1'43.398</b>	27.173	24.497	28.928	22.800	198.8	22	<b>1'43.617</b>	27.409	24.508	28.879	22.821	201.2	
23	<b>1'43.297</b>	27.190	24.488	28.812	22.807	200.5	23	<b>1'43.482</b>	27.242	24.645	28.743	22.852	201.5	
<b>10th 23</b>	<b>Niccolò ANTONELL</b>	SIC58 Squadra Corse				ITA								
		Runs=1	Total laps=23	Full laps=19										
1	1'50.584	33.803	24.969	28.753	23.059	202.9	<b>12th 7</b>	<b>Adam NORRODIN</b>	Petronas Sprinta Raci				MAL	
2	<b>1'44.881</b>	28.343	24.606	28.757	23.175	<b>205.0</b>			Runs=1	Total laps=23	Full laps=20			
3	<b>1'44.165</b>	27.865	24.785	<b>28.576</b>	22.939	203.8	1	1'50.229	33.510	24.884	28.765	23.070	<b>205.2</b>	
4	<b>1'43.599</b>	27.268	24.555	28.927	22.849	203.8	2	<b>1'43.950</b>	27.639	24.491	<b>28.556</b>	23.264	204.5	
5	1'43.148 *	27.238	24.549	28.545*	22.816	204.0	3	<b>1'44.168</b>	27.494	24.779	28.815	23.080	200.5	
6	<b>1'43.294</b>	27.148	24.692	28.707	22.747	203.0	4	<b>1'44.353</b>	28.032	24.715	28.878	22.728	204.9	
7	<b>1'42.994</b>	27.182	24.408	28.735	22.669	201.9	5	<b>1'43.075</b>	27.176	24.533	28.660	22.706	203.7	
8	<b>1'42.921</b>	27.123	24.398	28.707	22.693	202.7	6	<b>1'43.151</b>	27.190	24.419	28.840	22.702	203.3	
9	<b>1'43.065</b>	27.145	<b>24.323</b>	28.927	22.670	200.9	7	1'43.060 *	27.220	24.375*	28.755	22.710	202.5	
10	<b>1'42.980</b>	<b>27.102</b>	24.479	28.644	22.755	202.4	8	<b>1'43.207</b>	27.363	24.401	28.805	<b>22.638</b>	203.5	
11	<b>1'43.156</b>	27.154	24.554	28.761	22.687	201.1	9	<b>1'42.960</b>	<b>27.153</b>	<b>24.350</b>	28.798	22.659	201.9	
12	<b>1'43.755</b>	27.259	24.470	29.184	22.842	203.4	10	<b>1'42.989</b>	27.201	24.394	28.705	22.689	202.9	
13	<b>1'43.555</b>	27.273	24.597	28.879	22.806	204.0	11	<b>1'43.188</b>	27.225	24.404	28.861	22.698	202.0	
14	<b>1'43.528</b>	27.308	24.696	28.794	22.730	202.7	12	<b>1'44.083</b>	27.274	24.572	29.430	22.807	201.7	
15	<b>1'43.583</b>	27.323	24.502	28.957	22.801	202.3	13	<b>1'43.580</b>	27.302	24.437	29.047	22.794	201.8	
16	<b>1'43.674</b>	27.323	24.666	28.913	22.772	198.6	14	<b>1'43.981</b>	27.328	24.893	29.030	22.730	202.1	
17	1'44.438 *	28.048	24.520*	29.061	22.809	203.8	15	<b>1'43.642</b>	27.567	24.477	28.914	22.684	201.1	
18	<b>1'43.307</b>	27.221	24.478	28.859	22.749	201.4	16	<b>1'43.820</b>	27.438	24.539	29.052	22.791	202.3	
19	<b>1'43.529</b>	27.340	24.420	28.966	22.803	201.7	17	1'44.023 *	27.394	24.527*	29.101	23.001	203.4	
20	<b>1'43.304</b>	27.234	24.485	28.847	22.738	201.1	18	<b>1'43.621</b>	27.352	24.530	28.937	22.802	202.1	
21	<b>1'43.214</b>	27.285	24.415	28.864	<b>22.650</b>	201.2	19	<b>1'43.417</b>	27.362	24.462	28.840	22.753	201.3	
22	<b>1'43.685</b>	27.468	24.536	28.812	22.869	200.9	20	<b>1'43.615</b>	27.386	24.558	28.901	22.770	200.2	
23	1'43.178 *	27.267	24.403	28.739*	22.769*	201.4	21	<b>1'43.717</b>	27.345	24.500	29.027	22.845	199.8	
								<b>13th 27</b>	<b>Kaito TOBA</b>	Honda Team Asia				JPN
		Runs=1		Total laps=23		Full laps=18								
1	1'51.552	34.277	24.898	29.209	23.168	200.0	1	1'51.552	34.277	24.898	29.209	23.168	200.0	
2	<b>1'44.257</b>	27.573	25.040	<b>28.611</b>	23.033	<b>205.5</b>	2	<b>1'44.257</b>	27.573	25.040	<b>28.611</b>	23.033	<b>205.5</b>	
<b>Fastest Lap:</b>		Lorenzo DALLA PORTA		Leopard Racing		ITA	<b>1'42.424</b>		27.067	24.369	28.460	22.528		

These data/results cannot be reproduced, stored and/or transmitted in whole or in part by any manner of electronic, mechanical, photocopying, recording, broadcasting or otherwise now known or herein after developed without the previous express consent by the copyright owner, except for reproduction in daily press and regular printed publications on sale to the public within 60 days of the event related to those data/results and always provided that copyright symbol appears together as follows below.  
© DORNA, 2018

Official MotoGP Timing by TISSOT  
www.motogp.com

Misano Adriatico, Sunday, September 09, 2018 Page 3 of 6



## Race

## Moto3

Lap	Lap Time	T1	T2	T3	T4	Speed	Lap	Lap Time	T1	T2	T3	T4	Speed
3	1'45.690	28.110	25.960	28.702	22.918	204.5	7	1'44.250	27.660	24.630	28.942	23.018	203.0
4	1'44.008 *	27.467	24.681	28.897	22.963*	200.8	8	1'44.022	27.314	24.865	28.976	22.867	201.6
5	1'43.720 *	27.468	24.651*	28.793	22.808	202.3	9	1'44.240	27.406	24.843	29.096	22.895	200.2
6	1'43.915	27.454	24.675	28.836	22.950	201.5	10	1'44.683	27.656	24.896	29.184	22.947	200.3
7	1'43.845	27.337	24.626	28.980	22.902	199.8	11	1'44.497	27.539	24.779	29.225	22.954	199.8
8	1'43.948	27.354	24.808	28.844	22.942	199.3	12	1'44.445	27.522	24.762	29.111	23.050	199.9
9	1'43.755	27.393	24.586	28.890	22.886	199.1	13	1'44.673	27.565	24.918	29.236	22.954	201.0
10	1'43.884	27.414	24.699	28.909	22.862	200.4	14	1'45.168	27.589	25.026	29.709	22.844	195.3
11	1'44.232	27.397	24.676	29.010	23.149	200.4	15	1'44.469	27.744	24.729	29.072	22.924	204.3
12	1'43.917	27.744	24.534	28.835	22.804	203.1	16	1'46.116	28.294	24.903	29.922	22.997	197.6
13	1'44.352	27.590	24.709	29.118	22.935	204.5	17	1'43.859	27.687	24.513	28.830	22.829	201.5
14	1'44.756	27.643	24.808	29.327	22.978	201.2	18	1'43.610	27.372	24.546	28.896	22.796	202.9
15	1'44.525 *	27.564	24.659	29.087	23.215*	197.5	19	1'44.088	27.476	24.791	28.986	22.835	199.7
16	1'45.566	28.312	25.119	29.198	22.937	197.7	20	1'44.240	27.528	24.777	29.069	22.866	200.2
17	1'44.219	27.421	24.800	29.073	22.925	197.7	21	1'44.916	27.482	24.740	29.123	23.571	199.9
18	1'44.058	27.430	24.678	28.996	22.954	197.7	22	1'45.046	27.931	24.690	29.448	22.977	204.3
19	1'44.312	27.780	24.710	28.921	22.901	201.4	23	1'44.243	27.646	24.635	28.972	22.990	202.9
20	1'44.171	27.463	24.767	29.055	22.886	201.9							
21	1'44.654	27.556	24.641	29.060	23.397	202.9							
22	1'44.797	27.675	24.888	29.141	23.093	198.3							
23	1'44.368 *	27.529	24.751*	29.005	23.083	197.9							

14th	77	Vicente PEREZ		Reale Avintia Academ SPA			
		Runs=1	Total laps=23	Full laps=13			
1	1'52.181	35.105	25.112	28.878	23.086	207.0	
2	1'44.520 *	27.733	25.082*	28.737	22.968	203.1	
3	1'44.181 *	27.565	25.088	28.792	22.736*	206.8	
4	1'43.869 *	27.746	24.506	28.761	22.856*	206.8	
5	1'43.703 *	27.267	24.635	28.649	23.152*	203.8	
6	1'44.024	27.307	24.918	28.768	23.031	202.1	
7	1'44.755	27.420	25.562	28.958	22.815	204.1	
8	1'43.913 *	27.441	24.587	28.959	22.926*	204.2	
9	1'43.882	27.324	24.629	29.089	22.840	204.7	
10	1'43.835	27.396	24.632	28.983	22.824	204.4	
11	1'43.847	27.470	24.433	28.841	23.103	205.1	
12	1'43.760 *	27.478	24.538*	28.875	22.869	202.1	
13	1'44.419	27.646	24.691	29.091	22.991	199.8	
14	1'45.093 *	27.514	25.269	29.383	22.927*	199.9	
15	1'44.516	27.599	24.644	29.310	22.963	202.5	
16	1'46.197 *	28.016	25.373	29.729*	23.079	201.3	
17	1'44.166	27.568	24.839	28.876	22.883	203.7	
18	1'43.699	27.373	24.586	28.812	22.928	204.1	
19	1'44.259	27.635	24.718	28.966	22.940	203.6	
20	1'44.206	27.431	24.704	29.092	22.979	203.9	
21	1'44.539	27.536	24.634	29.017	23.352	203.4	
22	1'44.899 *	27.612	24.858	29.320	23.109*	203.8	
23	1'44.118	27.496	24.618	29.030	22.974	204.1	

15th	22	Kazuki MASAKI		RBA BOE Skull Rider JPN			
		Runs=1	Total laps=23	Full laps=20			
1	1'51.550	34.569	24.832	29.216	22.933	208.4	
2	1'43.790 *	27.683	24.565*	28.667	22.875	206.6	
3	1'43.994	27.869	24.701	28.617	22.807	205.1	
4	1'43.568	27.420	24.486	28.911	22.751	208.7	
5	1'43.075	27.222	24.513	28.640	22.700	206.3	
6	1'44.204 *	27.240	25.065*	28.897	23.002	207.0	

16th	42	Marcos RAMIREZ		Bester Capital Dubai SPA			
		Runs=1	Total laps=23	Full laps=16			
1	1'51.955	34.752	25.074	29.023	23.106	204.2	
2	1'43.586	27.441	24.625	28.607	22.913	205.2	
3	1'45.406	28.286	25.712	28.697	22.711	205.4	
4	1'43.072 *	27.522	24.331	28.546	22.673*	204.5	
5	1'42.701	27.066	24.400	28.481	22.754	204.8	
6	1'42.725	27.031	24.307	28.708	22.679	203.5	
7	1'42.607	27.025	24.276	28.662	22.644	203.5	
8	1'42.778	27.130	24.281	28.749	22.618	200.4	
9	1'42.951	27.068	24.456	28.797	22.630	199.4	
10	1'43.012	26.988	24.535	28.734	22.755	200.7	
11	1'58.143 *	38.718	26.005	29.842	23.578*	197.5	
12	1'44.851 *	27.584	24.932	29.203	23.132*	197.7	
13	1'44.356	27.453	24.705	29.163	23.035	198.4	
14	1'43.852	27.272	24.646	28.998	22.936	198.8	
15	1'47.877	27.371	27.054	30.308	23.144	196.1	
16	1'45.023 *	27.735	24.873	29.278	23.137*	197.4	
17	1'44.503	27.504	24.773	29.184	23.042	197.9	
18	1'44.594 *	27.389	24.815	29.259	23.131*	197.1	
19	1'45.194	27.814	24.931	29.304	23.145	197.4	
20	1'52.174	29.395	29.960	29.599	23.220	198.6	
21	1'44.449 *	27.605	24.623	29.096	23.125*	198.0	
22	1'45.827	28.677	24.873	29.173	23.104	200.0	
23	1'44.203	27.399	24.707	29.059	23.038	198.2	

17th	81	Stefano NEPA		CIP - Green Power ITA			
		Runs=1	Total laps=23	Full laps=17			
1	1'52.593	35.364	25.178	28.848	23.203	207.6	
2	1'45.021 *	28.078	24.924	28.975	23.044*	207.3	
3	1'44.115 *	27.601	24.757	28.825	22.932*	206.5	
4	1'43.973 *	27.592	24.617	28.798	22.966*	206.9	
5	1'43.806	27.556	24.600	28.672	22.978	206.6	
6	1'43.711	27.468	24.577	28.755	22.911	207.5	
7	1'43.886	27.500	24.624	28.898	22.864	204.5	
8	1'44.161	27.455	24.783	28.983	22.940	206.9	
9	1'43.886	27.461	24.488	29.074	22.863	205.5	
10	1'43.492	27.529	24.487	28.665	22.811	206.3	

**Fastest Lap:** Lorenzo DALLA PORTA Leopard Racing ITA 1'42.424 27.067 24.369 28.460 22.528

These data/results cannot be reproduced, stored and/or transmitted in whole or in part by any manner of electronic, mechanical, photocopying, recording, broadcasting or otherwise now known or herein after developed without the previous express consent by the copyright owner, except for reproduction in daily press and regular printed publications on sale to the public within 60 days of the event related to those data/results and always provided that copyright symbol appears together as follows below.  
© DORNA, 2018

Official MotoGP Timing by TISSOT  
www.motogp.com

Misano Adriatico, Sunday, September 09, 2018 Page 4 of 6



## Race

## Moto3

Lap	Lap Time	T1	T2	T3	T4	Speed	Lap	Lap Time	T1	T2	T3	T4	Speed
11	<b>1'44.169</b>	27.578	24.645	28.913	23.033	204.9	15	<b>1'45.365</b>	27.724	24.884	29.594	23.163	194.6
12	<b>1'43.808</b>	27.629	<u>24.462</u>	28.868	22.849	205.1	16	<b>1'45.471</b>	27.694	25.017	29.615	23.145	194.8
13	<b>1'44.580</b>	27.969	24.680	29.001	22.930	205.5	17	1'45.886 *	27.698	25.051	29.600	23.537*	194.9
14	<b>1'44.817</b>	27.768	24.807	29.370	22.872	201.3	18	<b>1'45.682</b>	27.647	25.256	29.628	23.151	194.6
15	<b>1'44.343</b>	27.775	24.579	28.965	23.024	204.9	19	<b>1'45.707</b>	27.699	25.156	29.615	23.237	194.9
16	<b>1'46.513</b>	28.433	24.928	30.106	23.046	199.1	20	<b>1'45.790</b>	27.784	25.193	29.681	23.132	194.3
17	<b>1'44.092</b>	27.838	24.654	28.758	22.842	204.1	21	<b>1'44.784</b>	27.681	24.925	29.111	23.067	198.5
18	<b>1'44.385</b>	27.654	24.604	28.975	23.152	203.1	22	<b>1'45.304</b>	27.571	25.049	29.503	23.181	195.6
19	<b>1'45.059</b>	27.726	25.132	29.066	23.135	201.9	23	<b>1'45.082</b>	27.571	25.058	29.471	22.982	195.6
20	1'45.183 *	27.931	24.982	29.206	23.064*	202.1							
21	1'44.923 *	27.947	24.767*	29.125	23.084	202.2							
22	<b>1'45.709</b>	28.050	25.136	29.182	23.341	202.4							
23	<b>1'46.844</b>	28.508	25.245	29.263	23.828	201.2							

18th 41 Nakarin ATIRATPH Honda Team Asia THA		Runs=1 Total laps=23 Full laps=17				
1	1'52.400	34.798	25.331	28.820	23.451	<u>203.9</u>
2	1'44.673 *	27.652	25.072	28.773	23.176*	201.5
3	<u>1'43.777</u>	27.441	24.786	<u>28.656</u>	<u>22.894</u>	203.1
4	<b>1'43.843</b>	27.347	24.763	28.776	22.957	202.2
5	1'44.445 *	27.478	24.896*	28.952	23.119	200.0
6	1'44.319 *	27.386	24.948	28.942	23.043*	202.5
7	<b>1'44.035</b>	<u>27.350</u>	24.799	28.914	22.972	202.2
8	1'43.944 *	<u>27.332</u>	24.804	28.820	22.988*	201.8
9	<b>1'44.022</b>	27.406	24.716	28.965	22.935	200.1
10	<b>1'43.986</b>	27.361	<u>24.685</u>	28.922	23.018	200.3
11	<b>1'44.311</b>	27.408	24.915	28.884	23.104	198.8
12	<b>1'44.305</b>	27.354	24.897	28.970	23.084	197.7
13	<b>1'45.139</b>	28.094	24.899	29.034	23.112	197.4
14	<b>1'44.519</b>	27.476	24.947	29.061	23.035	198.0
15	<b>1'44.553</b>	27.483	24.820	29.117	23.133	197.4
16	<b>1'44.409</b>	27.440	24.791	29.084	23.094	202.3
17	<b>1'44.579</b>	27.849	24.740	28.956	23.034	200.2
18	1'44.198 *	27.489	24.760	28.835	23.114*	201.0
19	<b>1'45.087</b>	27.715	25.155	29.107	23.110	201.1
20	<b>1'45.565</b>	27.947	25.037	29.261	23.320	199.2
21	<b>1'46.570</b>	28.463	25.447	29.226	23.434	197.0
22	<b>1'58.935</b>	33.700	29.714	32.147	23.374	198.2
23	<b>1'44.580</b>	27.614	24.879	28.915	23.172	198.3

19th 55 Yari MONTELLA SIC58 Squadra Corse ITA		Runs=1 Total laps=23 Full laps=19				
1	1'52.749	35.208	25.123	29.155	23.263	<u>204.1</u>
2	<b>1'44.687</b>	27.709	25.016	<u>28.987</u>	22.975	201.3
3	<u>1'43.954</u>	<u>27.317</u>	24.688	29.005	<u>22.944</u>	202.1
4	<b>1'44.449</b>	27.429	<u>24.680</u>	29.364	22.976	198.8
5	1'44.388 *	27.542	24.723	29.149*	22.974*	200.2
6	<b>1'44.677</b>	27.558	24.723	29.375	23.021	198.2
7	1'45.010 *	27.543	24.952	29.394	23.121*	196.8
8	<b>1'45.099</b>	27.654	24.931	29.547	22.967	195.9
9	<b>1'45.089</b>	27.578	24.900	29.541	23.070	195.0
10	<b>1'45.559</b>	27.740	25.094	29.570	23.155	195.2
11	<b>1'45.269</b>	27.718	25.021	29.430	23.100	195.9
12	<b>1'45.109</b>	27.579	24.974	29.456	23.100	195.6
13	<b>1'45.459</b>	27.670	25.024	29.550	23.215	194.9
14	<b>1'45.692</b>	27.610	25.165	29.704	23.213	194.8

20th 3 Kevin ZANNONI TM Racing Factory 35 ITA		Runs=1 Total laps=22 Full laps=14				
1	1'51.750	34.142	25.093	29.428	23.087	<u>202.1</u>
2	<b>2'51.435</b>	1'31.955	26.263	29.444	23.773	195.5
3	<b>1'44.999</b>	27.876	24.951	29.170	23.002	196.1
4	1'45.198 *	27.756	24.937	29.275	23.230*	196.5
5	<b>1'44.823</b>	27.573	24.899	29.277	23.074	195.5
6	1'44.607 *	27.647	24.771	29.268	22.921*	195.4
7	1'44.543 *	27.568	24.757	29.223	22.995*	195.4
8	<b>1'44.555</b>	27.619	24.719	29.317	22.900	194.4
9	<u>1'44.100</u>	<u>27.462</u>	<u>24.654</u>	<u>29.121</u>	<u>22.863</u>	195.3
10	<b>1'44.398</b>	27.557	24.722	29.171	22.948	195.2
11	<b>1'44.651</b>	27.485	24.817	29.244	23.105	194.5
12	<b>1'44.715</b>	27.630	24.829	29.251	23.005	194.9
13	1'44.626 *	27.533	24.817	29.330	22.946*	195.1
14	<b>1'44.665</b>	27.562	24.811	29.279	23.013	194.5
15	1'44.734 *	27.555	24.883*	29.269	23.027	195.1
16	<b>1'44.609</b>	27.505	24.784	29.287	23.033	194.9
17	<b>1'45.036</b>	27.589	24.804	29.542	23.101	195.0
18	1'44.675 *	27.504	24.825	29.298*	23.048	195.5
19	<b>1'44.734</b>	27.542	24.874	29.328	22.990	195.5
20	<b>1'44.770</b>	27.599	24.816	29.384	22.971	193.3
21	1'44.787 *	27.472	24.850	29.262	23.203*	195.4
22	<b>1'48.015</b>	27.695	24.765	29.382	26.173	194.6

21st 12 Marco BEZZECCHI Redox PruestelGP ITA		Runs=1 Total laps=22 Full laps=16				
1	1'48.741	32.389	24.520	28.960	22.872	203.1
2	1'43.573 *	27.378	24.480	28.834	22.881*	200.9
3	<b>1'42.777</b>	27.172	24.377	28.519	22.709	201.3
4	<u>1'42.503</u>	27.030	24.387	28.539	<u>22.547</u>	202.2
5	<b>1'42.504</b>	<u>26.995</u>	24.374	<u>28.469</u>	22.666	202.4
6	<b>1'42.868</b>	27.170	24.341	28.767	22.590	200.0
7	<b>1'42.647</b>	27.234	<u>24.203</u>	28.611	22.599	202.0
8	<b>1'42.738</b>	27.080	24.317	28.693	22.648	201.7
9	1'43.077 *	27.265	24.389	28.803	22.620*	205.1
10	1'43.150 *	27.365	24.430	28.690	22.665*	201.3
11	<b>1'42.744</b>	27.169	24.380	28.570	22.625	201.7
12	<b>1'42.847</b>	27.226	24.279	28.580	22.762	201.2
13	<b>1'43.161</b>	27.153	24.438	28.834	22.736	202.3
14	<b>1'43.668</b>	27.220	24.917	28.861	22.670	204.7
15	<b>1'44.218</b>	27.482	24.619	29.243	22.874	199.2
16	<b>1'43.870</b>	27.383	24.459	29.257	22.771	200.4
17	<b>1'43.095</b>	27.425	24.346	28.655	22.669	201.2
18	<b>1'42.821</b>	27.178	24.230	28.666	22.747	201.1
19	<b>1'42.838</b>	27.223	24.299	28.605	22.711	201.7

**Fastest Lap:** Lorenzo DALLA PORTA Leopard Racing ITA **1'42.424** 27.067 24.369 28.460 22.528

These data/results cannot be reproduced, stored and/or transmitted in whole or in part by any manner of electronic, mechanical, photocopying, recording, broadcasting or otherwise now known or herein after developed without the previous express consent by the copyright owner, except for reproduction in daily press and regular printed publications on sale to the public within 60 days of the event related to those data/results and always provided that copyright symbol appears together as follows below.  
© DORNA, 2018

Official MotoGP Timing by TISSOT  
www.motogp.com

Misano Adriatico, Sunday, September 09, 2018 Page 5 of 6



## Race

## Moto3

Lap	Lap Time	T1	T2	T3	T4	Speed	Lap	Lap Time	T1	T2	T3	T4	Speed			
20	<b>1'43.430</b>	27.413	24.388	28.715	22.914	201.3	<b>27th</b> <b>33</b>	<b>Enea BASTIANINI</b>	Leopard Racing ITA				Runs=1 Total laps=2 Full laps=0			
21	1'44.055 *	27.858	24.680	28.527	22.990*	205.9			1	1'49.511	32.542	24.690		29.009	23.270	204.7
unfinished		27.445	24.396	28.699		202.2			unfinished		27.620	24.489		28.618		203.3
<b>22nd</b> <b>24</b>	<b>Tatsuki SUZUKI</b>	SIC58 Squadra Corse JPN								SKY Racing Team VR ITA						
		Runs=1	Total laps=20	Full laps=10						Runs=1 Total laps=2 Full laps=0						
1	1'50.477	33.666	24.919	28.755	23.137	202.1	<b>28th</b> <b>8</b>	<b>Nicolo BULEGA</b>	SKY Racing Team VR ITA				Runs=1 Total laps=2 Full laps=0			
2	<b>1'44.362</b>	27.690	24.956	<b>28.581</b>	23.135	202.3			1	1'50.148	33.300	24.821		28.858	23.169	205.4
3	1'43.798 *	27.648	24.616*	28.667	22.867	203.1			unfinished		27.572	24.423		28.462		205.1
4	1'43.916 *	27.843	24.597	28.741	22.735*	199.9	<b>29th</b> <b>72</b>	<b>Alonso LOPEZ</b>	Estrella Galicia 0,0 SPA				Runs=1 Total laps=2 Full laps=0			
5	<b>1'43.078</b>	27.100	24.624	28.624	22.730	199.8			1	1'51.832	34.672	24.815		29.296	23.049	204.6
6	1'43.082 *	27.065	24.555*	28.800	<b>22.662</b>	199.0			unfinished		28.111					
7	1'43.123 *	27.072	24.449*	28.869	22.733	197.8										
8	1'43.205 *	27.169	24.603	28.782	22.651*	199.5										
9	<b>1'42.968</b>	27.071	<b>24.445</b>	28.786	22.666	199.0										
10	<b>1'42.974</b>	<b>27.056</b>	24.495	28.701	22.722	199.5										
11	<b>1'43.302</b>	27.125	24.498	28.884	22.795	197.9										
12	<b>1'43.938</b>	27.436	24.582	29.115	22.805	197.3										
13	1'43.566 *	27.250	24.579	28.963	22.774*	198.6										
14	<b>1'44.056</b>	27.348	24.891	29.059	22.758	199.3										
15	<b>1'43.676</b>	27.449	24.566	28.887	22.774	198.6										
16	<b>1'43.547</b>	27.375	24.533	28.839	22.800	199.3										
17	1'44.077 *	27.344	24.628*	29.272	22.833	197.0										
18	1'43.759 *	27.300	24.761	28.838	22.860*	199.9										
19	<b>1'43.470</b>	27.270	24.518	28.857	22.825	199.8										
unfinished		27.284	24.560													
<b>23rd</b> <b>17</b>	<b>John MCPHEE</b>	CIP - Green Power GBR								CIP - Green Power GBR						
		Runs=1	Total laps=12	Full laps=7						Runs=1 Total laps=12 Full laps=7						
1	1'52.545	34.979	25.560	28.644	23.362	207.3										
2	1'44.056 *	27.762	24.989*	28.413	22.892	204.7										
3	<b>1'43.857</b>	27.534	24.869	28.459	22.995	203.3										
4	1'43.137 *	27.162	24.698	<b>28.374</b>	22.903*	204.0										
5	<b>1'43.065</b>	27.179	24.549	28.402	22.935	205.9										
6	<b>1'43.269</b>	27.405	24.459	28.526	22.879	<b>209.1</b>										
7	1'43.322 *	27.510	24.474	28.542	22.796*	204.3										
8	<b>1'42.896</b>	<b>27.081</b>	<b>24.383</b>	28.519	22.913	204.5										
9	<b>1'42.688</b>	27.090	24.420	28.515	<b>22.663</b>	203.9										
10	<b>2'05.659</b>	46.305	26.363	29.439	23.552	199.3										
11	<b>1'45.172</b>	27.762	24.927	29.351	23.132	199.4										
	<b>PIT</b>	27.464	24.765	29.929	20.175	199.5										
<b>24th</b> <b>5</b>	<b>Jaume MASIA</b>	Bester Capital Dubai SPA								Bester Capital Dubai SPA						
		Runs=1	Total laps=2	Full laps=0						Runs=1 Total laps=2 Full laps=0						
1	1'49.053	32.820	24.543	<b>28.724</b>	<b>22.966</b>	<b>204.1</b>										
unfinished		<b>27.350</b>	<b>24.438</b>	28.833		203.7										
<b>25th</b> <b>44</b>	<b>Aron CANET</b>	Estrella Galicia 0,0 SPA								Estrella Galicia 0,0 SPA						
		Runs=1	Total laps=2	Full laps=0						Runs=1 Total laps=2 Full laps=0						
1	1'49.185	32.280	<b>24.621</b>	29.226	<b>23.058</b>	200.6										
unfinished		<b>27.334</b>	24.741	<b>28.838</b>		<b>202.5</b>										
<b>26th</b> <b>71</b>	<b>Ayumu SASAKI</b>	Petronas Sprinta Raci JPN								Petronas Sprinta Raci JPN						
		Runs=1	Total laps=2	Full laps=0						Runs=1 Total laps=2 Full laps=0						
1	1'49.262	32.907	<b>24.676</b>	28.796	<b>22.883</b>	204.5										
unfinished		<b>27.749</b>	24.695	<b>28.611</b>		<b>205.4</b>										

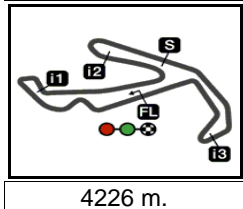
**Fastest Lap:** Lorenzo DALLA PORTA Leopard Racing ITA **1'42.424** 27.067 24.369 28.460 22.528

These data/results cannot be reproduced, stored and/or transmitted in whole or in part by any manner of electronic, mechanical, photocopying, recording, broadcasting or otherwise now known or herein after developed without the previous express consent by the copyright owner, except for reproduction in daily press and regular printed publications on sale to the public within 60 days of the event related to those data/results and always provided that copyright symbol appears together as follows below.  
© DORNA, 2018

Official MotoGP Timing by TISSOT  
www.motogp.com

Misano Adriatico, Sunday, September 09, 2018 Page 6 of 6





GP OCTO DI SAN MARINO E DELLA RIVIERA DI RIMINI

Race

Analysis by Lap

35

Num Lap Time Gap

Lap 1		Lap 2		Lap 3		Lap 4		Lap 5		Lap 6		Lap 7		Lap 8		Lap 9		Lap 10		Lap 11		Lap 12	
21	1'48.670	12	1'43.573	12	1'42.556	12	1'42.503	12	1'42.504	12	1'42.714	12	1'42.647	12	1'42.430	12	1'43.150	12	1'43.077	12	1'42.744	12	1'42.847
19	1'48.724	19	1'43.779	19	1'43.779	48	1'42.424	48	1'42.479	48	1'42.900	48	1'42.900	48	1'42.900	48	1'42.900	48	1'42.900	48	1'42.814	48	1'42.814
12	1'48.741	21	1'44.006	21	1'44.006	19	1'42.681	19	1'42.681	19	1'42.868	19	1'42.868	19	1'42.868	19	1'42.868	19	1'42.868	19	1'42.809	19	1'42.809
88	1'49.006	48	1'43.360	48	1'43.360	88	1'42.314	88	1'42.314	88	1'42.667	88	1'42.667	88	1'42.667	88	1'42.667	88	1'42.667	88	1'42.760	88	1'42.760
5	1'49.053	88	1'43.941	88	1'43.941	7	1'42.866	7	1'42.866	7	1'43.151	7	1'43.151	7	1'43.151	7	1'43.151	7	1'43.151	7	1'43.188	7	1'43.188
44	1'49.185	7	1'43.950	7	1'43.950	84	1'42.748	84	1'42.748	84	1'42.808	84	1'42.808	84	1'42.808	84	1'42.808	84	1'42.808	84	1'42.841	84	1'42.841
71	1'49.262	84	1'44.703	84	1'44.703	10	1'43.253	10	1'43.253	10	1'42.814	10	1'42.814	10	1'42.814	10	1'42.814	10	1'42.814	10	1'43.078	10	1'43.078
48	1'49.354	75	1'44.362	75	1'44.362	75	1'43.074	75	1'43.074	75	1'42.787	75	1'42.787	75	1'42.787	75	1'42.787	75	1'42.787	75	1'42.756	75	1'42.756
33	1'49.511	40	1'43.516	40	1'43.516	40	1'43.409	40	1'43.409	40	1'42.801	40	1'42.801	40	1'42.801	40	1'42.801	40	1'42.801	40	1'43.031	40	1'43.031
75	1'49.655	14	1'44.793	14	1'44.793	21	1'42.866	21	1'42.866	21	1'43.915	21	1'43.915	21	1'43.915	21	1'43.915	21	1'43.915	21	1'42.976	21	1'42.976
84	1'49.758	17	1'44.056	17	1'44.056	84	1'42.748	84	1'42.748	84	1'42.808	84	1'42.808	84	1'42.808	84	1'42.808	84	1'42.808	84	1'42.841	84	1'42.841
8	1'50.148	41	1'44.520	41	1'44.520	10	1'43.253	10	1'43.253	10	1'42.814	10	1'42.814	10	1'42.814	10	1'42.814	10	1'42.814	10	1'43.078	10	1'43.078
7	1'50.229	55	1'44.687	55	1'44.687	40	1'43.409	40	1'43.409	40	1'42.801	40	1'42.801	40	1'42.801	40	1'42.801	40	1'42.801	40	1'43.031	40	1'43.031
14	1'50.293	81	1'45.021	81	1'45.021	17	1'43.137	17	1'43.137	17	1'43.269	17	1'43.269	17	1'43.269	17	1'43.269	17	1'43.269	17	1'42.976	17	1'42.976
24	1'50.477	3	2'51.435	3	2'51.435	24	1'43.916	24	1'43.916	24	1'43.082	24	1'43.082	24	1'43.082	24	1'43.082	24	1'43.082	24	1'43.302	24	1'43.302
23	1'50.584	3	2'51.435	3	2'51.435	7	1'44.353	7	1'44.353	7	1'43.151	7	1'43.151	7	1'43.151	7	1'43.151	7	1'43.151	7	1'42.756	7	1'42.756
10	1'50.680	3	2'51.435	3	2'51.435	22	1'43.568	22	1'43.568	22	1'42.714	22	1'42.714	22	1'42.714	22	1'42.714	22	1'42.714	22	1'42.744	22	1'42.744
16	1'51.111	3	2'51.435	3	2'51.435	16	1'43.863	16	1'43.863	16	1'42.814	16	1'42.814	16	1'42.814	16	1'42.814	16	1'42.814	16	1'42.841	16	1'42.841
40	1'51.487	3	2'51.435	3	2'51.435	23	1'43.599	23	1'43.599	23	1'42.725	23	1'42.725	23	1'42.725	23	1'42.725	23	1'42.725	23	1'42.841	23	1'42.841
22	1'51.550	3	2'51.435	3	2'51.435	17	1'43.137	17	1'43.137	17	1'42.725	17	1'42.725	17	1'42.725	17	1'42.725	17	1'42.725	17	1'42.841	17	1'42.841
27	1'51.552	3	2'51.435	3	2'51.435	42	1'43.072	42	1'43.072	42	1'42.725	42	1'42.725	42	1'42.725	42	1'42.725	42	1'42.725	42	1'42.841	42	1'42.841
3	1'51.750	3	2'51.435	3	2'51.435	42	1'43.072	42	1'43.072	42	1'42.725	42	1'42.725	42	1'42.725	42	1'42.725	42	1'42.725	42	1'42.841	42	1'42.841
72	1'51.832	3	2'51.435	3	2'51.435	48	1'42.424	48	1'42.424	48	1'42.725	48	1'42.725	48	1'42.725	48	1'42.725	48	1'42.725	48	1'42.841	48	1'42.841
42	1'51.955	3	2'51.435	3	2'51.435	19	1'42.681	19	1'42.681	19	1'42.725	19	1'42.725	19	1'42.725	19	1'42.725	19	1'42.725	19	1'42.841	19	1'42.841
77	1'52.181	3	2'51.435	3	2'51.435	88	1'42.314	88	1'42.314	88	1'42.725	88	1'42.725	88	1'42.725	88	1'42.725	88	1'42.725	88	1'42.841	88	1'42.841
41	1'52.400	3	2'51.435	3	2'51.435	21	1'42.866	21	1'42.866	21	1'42.725	21	1'42.725	21	1'42.725	21	1'42.725	21	1'42.725	21	1'42.841	21	1'42.841
17	1'52.545	3	2'51.435	3	2'51.435	84	1'42.748	84	1'42.748	84	1'42.725	84	1'42.725	84	1'42.725	84	1'42.725	84	1'42.725	84	1'42.841	84	1'42.841
81	1'52.593	3	2'51.435	3	2'51.435	10	1'43.253	10	1'43.253	10	1'42.725	10	1'42.725	10	1'42.725	10	1'42.725	10	1'42.725	10	1'42.841	10	1'42.841
55	1'52.749	3	2'51.435	3	2'51.435	75	1'43.074	75	1'43.074	75	1'42.725	75	1'42.725	75	1'42.725	75	1'42.725	75	1'42.725	75	1'42.841	75	1'42.841

☐ Lapped rider

These data/results cannot be reproduced, stored and/or transmitted in whole or in part by any manner of electronic, mechanical, photocopying, recording, broadcasting or otherwise now known or herein after developed without the previous express consent by the copyright owner, except for reproduction in daily press and regular printed publications on sale to the public within 60 days of the event related to those data/results and always provided that copyright symbol appears together as follows below.

© DORNA, 2018





**Num Lap Time Gap**

27	1'43.917	16.554
41	1'44.305	17.891
42	1'44.851	23.618
55	1'45.109	25.870
3	1'44.715	1'29.605

**Lap 13**

12	1'43.161	
48	1'43.170	0.096
19	1'43.004	0.185
21	1'43.159	0.288
88	1'42.936	0.373
84	1'43.733	5.248
10	1'43.137	5.443
75	1'43.168	5.593
40	1'43.338	6.571
16	1'43.595	8.372
24	1'43.566	8.459
7	1'43.580	8.663
23	1'43.555	8.767
14	1'43.491	10.022
77	1'44.419	17.559
22	1'44.673	17.661
27	1'44.352	17.745
81	1'44.580	17.871
41	1'45.139	19.869
42	1'44.356	24.813
55	1'45.459	28.168
3	1'44.626	1'31.070

**Lap 14**

48	1'43.424	
21	1'43.306	0.074
12	1'43.668	0.148
19	1'43.611	0.276
88	1'43.487	0.340
84	1'43.450	5.178
10	1'43.598	5.521
75	1'43.576	5.649
40	1'43.570	6.621
16	1'43.857	8.709
23	1'43.528	8.775
24	1'44.056	8.995
7	1'43.981	9.124
14	1'43.420	9.922
27	1'44.756	18.981
77	1'45.093	19.132
81	1'44.817	19.168
22	1'45.168	19.309
41	1'44.519	20.868
42	1'43.852	25.145
55	1'45.692	30.340
3	1'44.665	1'32.215

**Lap 15**

48	1'44.065	
21	1'44.097	0.106
88	1'43.881	0.156
12	1'44.218	0.301
19	1'44.262	0.473
84	1'43.412	4.525
10	1'43.631	5.087
75	1'44.222	5.806
40	1'43.398	5.954
16	1'43.591	8.235
23	1'43.583	8.293
24	1'43.676	8.606
7	1'43.642	8.701
14	1'43.374	9.231
27	1'44.525	19.441

81	1'44.343	19.446
77	1'44.516	19.583
22	1'44.469	19.713
41	1'44.553	21.356
42	1'47.877	28.957
55	1'45.365	31.640
3	1'44.734	1'32.884

**Lap 16**

48	1'43.895	
21	1'43.862	0.073
19	1'43.527	0.105
12	1'43.870	0.276
88	1'44.246	0.507
84	1'43.627	4.257
10	1'43.290	4.482
40	1'44.076	6.135
75	1'44.270	6.181
23	1'43.674	8.072
24	1'43.547	8.258
16	1'44.071	8.411
7	1'43.820	8.626
14	1'43.542	8.878
27	1'45.566	21.112
41	1'44.409	21.870
77	1'46.197	21.885
22	1'46.116	21.934
81	1'46.513	22.064
42	1'45.023	30.085
55	1'45.471	33.216
3	1'44.609	1'33.598

**Lap 17**

48	1'43.361	
12	1'43.095	0.010
19	1'43.388	0.132
21	1'43.551	0.263
88	1'43.245	0.391
84	1'44.093	4.989
10	1'44.272	5.393
75	1'43.637	6.457
40	1'43.879	6.653
16	1'43.701	8.751
24	1'44.077	8.974
23	1'44.438	9.149
7	1'44.023	9.288
14	1'43.955	9.472
27	1'44.219	21.970
22	1'43.859	22.432
77	1'44.166	22.690
81	1'44.092	22.795
41	1'44.579	23.088
42	1'44.503	31.227
55	1'45.886	35.741
3	1'45.036	1'35.273

**Lap 18**

12	1'42.821	
48	1'42.925	0.094
88	1'42.720	0.280
21	1'43.096	0.528
19	1'43.369	0.670
84	1'43.687	5.845
10	1'43.689	6.251
75	1'43.604	7.230
40	1'43.587	7.409
16	1'43.651	9.571
23	1'43.307	9.625
24	1'43.759	9.902
7	1'43.621	10.078

14	1'43.837	10.478
27	1'44.058	23.197
22	1'43.610	23.211
77	1'43.699	23.558
81	1'44.385	24.349
41	1'44.198	24.455
42	1'44.594	32.990
55	1'45.682	38.592
3	1'44.675	1'37.117

**Lap 19**

12	1'42.838	
88	1'42.665	0.107
48	1'42.883	0.139
21	1'42.614	0.304
19	1'42.605	0.437
84	1'43.524	6.531
10	1'43.757	7.170
75	1'43.496	7.888
40	1'43.577	8.148
16	1'43.478	10.211
23	1'43.529	10.316
24	1'43.470	10.534
7	1'43.417	10.657
14	1'43.361	11.001
22	1'44.088	24.461
27	1'44.312	24.671
77	1'44.259	24.979
81	1'45.059	26.570
41	1'45.087	26.704
42	1'45.194	35.346
55	1'45.707	41.461
3	1'44.734	1'39.013

**Lap 20**

12	1'43.430	
21	1'43.210	0.084
48	1'43.410	0.119
88	1'43.554	0.231
19	1'43.374	0.381
84	1'43.747	6.848
10	1'43.616	7.356
75	1'43.554	8.012
40	1'43.547	8.265
16	1'43.259	10.040
23	1'43.304	10.190
7	1'43.615	10.842
14	1'43.449	11.020
22	1'44.240	25.271
27	1'44.171	25.412
77	1'44.206	25.755
81	1'45.183	28.323
41	1'45.565	28.839
55	1'45.790	43.821
42	1'52.174	44.090
3	1'44.770	1'40.353

**Lap 21**

12	1'44.055	
88	1'43.909	0.085
48	1'44.090	0.154
19	1'43.940	0.266
21	1'44.921	0.950
84	1'43.770	6.563
10	1'43.598	6.899
75	1'43.499	7.456
40	1'43.454	7.664
16	1'43.287	9.272
23	1'43.214	9.349
7	1'43.717	10.504

14	1'43.703	10.668
27	1'44.654	26.011
22	1'44.916	26.132
77	1'44.539	26.239
81	1'44.923	29.191
41	1'46.570	31.354
42	1'44.449	44.484
55	1'44.784	44.550
3	1'44.787	1'41.085

**Lap 22**

48	1'43.680	
88	1'43.951	0.202
19	1'43.812	0.244
21	1'43.175	0.291
84	1'43.791	6.520
10	1'43.896	6.961
75	1'43.440	7.062
40	1'43.434	7.264
16	1'43.398	8.836
23	1'43.685	9.200
14	1'43.617	10.451
7	1'44.005	10.675
27	1'44.797	26.974
77	1'44.899	27.304
22	1'45.046	27.344
81	1'45.709	31.066
55	1'45.304	46.020
41	1'58.935	46.455
42	1'45.827	46.477
3	1'48.015	1'45.266

**Lap 23**

48	1'43.525	
88	1'43.381	0.058
21	1'43.356	0.122
19	1'44.103	0.822
84	1'43.558	6.553
75	1'43.322	6.859
10	1'43.879	7.315
40	1'43.641	7.380
16	1'43.297	8.608
23	1'43.178	8.853
14	1'43.482	10.408
7	1'43.633	10.783
27	1'44.368	27.817
77	1'44.118	27.897
22	1'44.243	28.062
81	1'46.844	34.385
42	1'44.203	47.155
41	1'44.580	47.510
55	1'45.082	47.577

 Lapped rider

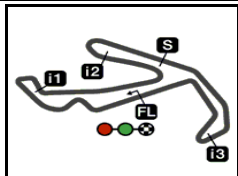
These data/results cannot be reproduced, stored and/or transmitted in whole or in part by any manner of electronic, mechanical, photocopying, recording, broadcasting or otherwise now known or herein after developed without the previous express consent by the copyright owner, except for reproduction in daily press and regular printed publications on sale to the public within 60 days of the event related to those data/results and always provided that copyright symbol appears together as follows below.

© DORNA, 2018

Official MotoGP Timing by TISSOT  
www.motogp.com

Misano Adriatico, Sunday, September 09, 2018 Page 2 of 2





4226 m.

## GP OCTO DI SAN MARINO E DELLA RIVIERA DI RIMINI

Moto3™

## 2018 Rookie of the Year Classification

36

Rider	Nation	Points	Leader Previous	QAT	ARG	AME	SPA	FRA	ITA	CAT	NED	GER	CZE	AUT	GBR	RSM	ARA	THA	JPN	AUS	MAL	VAL	
1 MASIA Jaume	SPA	54		4	-	-	11	6	-	-	13	10	-	10	-	-							
2 LOPEZ Alonso	SPA	31	23	23	-	10	-	13	-	-	8	-	-	-	-	-							
3 FOGGIA Dennis	ITA	26	28	5	-	-	-	2	-	7	4	-	4	-	-	9							
4 YURCHENKO Makar	KAZ	9	45	17	-	-	-	2	3	-	4	-	-	-	-	-							
5 MASAKI Kazuki	JPN	8	46	1	3	-	-	-	-	-	-	1	3	-	-	1							

These data/results cannot be reproduced, stored and/or transmitted in whole or in part by any manner of electronic, mechanical, photocopying, recording, broadcasting or otherwise now known or herein after developed without the previous express consent by the copyright owner, except for reproduction in daily press and regular printed publications on sale to the public within 60 days of the event related to those data/results and always provided that copyright symbol appears together as follows below.

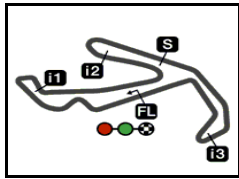
© DORNA, 2018

Official MotoGP Timing by TISSOT  
www.motogp.com

Misano Adriatico, Sunday, September 09, 2018

motoE™





4226 m.

After the **GP OCTO DI SAN MARINO E DELLA RIVIERA DI RIMINI****Moto3™****2018 Riders Performance**

(Qualifying Position - Starting Position - Race Position)

**37**

Rider	Points	QAT	ARG	AME	SPA	FRA	ITA	CAT	NED	GER	CZE	AUT	GBR	RSM	ARA	THA	JPN	AUS	MAL	VAL
1 <b>MARTIN Jorge</b>	166	2	-9	1	1	1	1	2	1	1		2		1						
		2-1	29-11	1-1	1-NC	1-NC	1-1	2-NC	1-1	1-1	-	2-3	-NS	1-2	-	-	-	-	-	-
2 <b>BEZZECCHI Marco</b>	158	6	2	9	5	6	5	9	8	7	14	1		6						
		6-14	2-1	9-3	5-2	6-NC	5-2	9-2	8-NC	7-2	14-6	1-1	-NS	6-NC	-	-	-	-	-	-
3 <b>DI GIANNANTONIO Fabio</b>	137	16	6	5	3	8	6	13	7	10	5	16		4						
		16-6	6-3	5-5	3-7	8-4	6-3	13-7	7-9	10-NC	5-1	16-11	-NS	4-3	-	-	-	-	-	-
4 <b>CANET Aron</b>	118	7	8	2	15	10	4	5	4	5	6	4		3						
		7-2	8-2	2-8	14-NC	28-8	4-11	5-NC	4-2	5-5	6-2	4-10	-NS	3-NC	-	-	-	-	-	-
5 <b>BASTIANINI Enea</b>	117	10	5	6	8	3	14	1	2	3	10	9		5						
		10-NC	5-4	6-2	7-NC	3-NC	14-6	1-1	2-3	3-NC	10-4	9-2	-NS	5-NC	-	-	-	-	-	-
6 <b>RODRIGO Gabriel</b>	97	3	3	12	20	23	12	8	10	12	7	6		2						
		3-5	3-9	12-12	20-10	22-NC	12-4	8-3	10-8	12-NC	7-5	6-8	-NS	2-4	-	-	-	-	-	-
7 <b>KORNFEIL Jakub</b>	91	11	18	21	16	2	21	14	11	21	1	13		9						
		11-9	18-14	21-7	15-8	2-6	21-23	14-11	23-5	21-7	1-3	13-13	-NS	9-5	-	-	-	-	-	-
8 <b>DALLA PORTA Lorenzo</b>	88	9	15	17	9	11	17	10	5	17	17	11		8						
		9-3	15-7	17-18	8-NL	10-NC	17-8	10-17	5-6	15-13	17-10	11-5	-NS	8-1	-	-	-	-	-	-
9 <b>MIGNO Andrea</b>	67	14	10	16	-6	9	15	16	24	25	22	19		19						
		14-10	10-13	16-4	18-13	9-2	15-5	16-NC	18-26	24-12	22-20	19-NC	-NS	19-9	-	-	-	-	-	-
10 <b>RAMIREZ Marcos</b>	67	15	26	14	18	4	9	25	9	2	3	7		21						
		15-15	26-12	14-NC	17-3	4-3	9-15	24-NC	9-10	2-4	3-7	7-15	-NS	21-16	-	-	-	-	-	-
11 <b>ARENAS Albert</b>	60		12	24	24	5	22	19	13	11	15	3		13						
		-NS	12-NC	24-15	24-NC	5-1	22-14	19-NC	19-14	11-NC	15-9	3-4	-NS	13-6	-	-	-	-	-	-
12 <b>ANTONELLI Niccolò</b>	56	1	7	19	4	7	7		15	16	9	14		15						
		1-4	7-8	19-24	4-11	7-5	7-9	-NS	12-15	19-16	9-11	14-22	-NS	15-10	-	-	-	-	-	-

NC=Not classified NL=Not finished first lap NP=Not started race re-start N2=Not finished first lap race re-start EX=Excluded NS=Not Started DS=Disqualified

These data/results cannot be reproduced, stored and/or transmitted in whole or in part by any manner of electronic, mechanical, photocopying, recording, broadcasting or otherwise now known or herein after developed without the previous express consent by the copyright owner, except for reproduction in daily press and regular printed publications on sale to the public within 60 days of the event related to those data/results and always provided that copyright symbol appears together as follows below.

© DORNA, 2018

Official MotoGP Timing by TISSOT  
www.motogp.com



	Rider	Points	QAT	ARG	AME	SPA	FRA	ITA	CAT	NED	GER	CZE	AUT	GBR	RSM	ARA	THA	JPN	AUS	MAL	VAL
13	OETTL Philipp	54	8	20	11	2	12	20	18	18	13	4	8								
			8-NC	30-23	11-6	2-1	11-15	20-19	18-16	14-18	13-8	4-8	8-14	-NS	-NS	-	-	-	-	-	-
14	MASIA Jaume	54	13	11	10	25	20	13	17	20	4	11	12		11						
			13-12	11-NC	10-21	25-5	19-10	13-NC	17-NC	15-4	4-6	11-17	12-6	-NS	11-NC	-	-	-	-	-	-
15	MCPHEE John	43	12	22	3	17	25	19	7	6	8	2	30		25						
			12-NC	22-17	3-14	16-NL	27-12	19-12	7-4	6-NC	8-3	2-NC	30-12	-NS	24-NC	-	-	-	-	-	-
16	SUZUKI Tatsuki	40		19	4	0	15	2	3	22	15	NC	17		16						
			-NS	19-21	4-9	9-6	14-9	2-17	3-5	16-13	14-NC	28-14	17-18	-NS	16-NC	-	-	-	-	-	-
17	ARBOLINO Tony	37	26	1	20	21	14	18	22	14	6	16	5		12						
			25-17	1-10	20-20	21-NC	13-7	18-7	22-NC	11-17	6-17	16-15	5-9	-NS	12-11	-	-	-	-	-	-
18	SASAKI Ayumu	32	4	13	8	23	26	3	4	16	9	NC	18		10						
			4-8	13-16	8-11	23-12	24-16	3-16	4-NC	27-19	9-10	27-22	18-7	-NS	10-NC	-	-	-	-	-	-
19	LOPEZ Alonso	31	21	21	22	7	18	26	24	26	20	25	20		30						
			21-NC	21-6	22-17	6-4	17-19	26-18	27-8	21-25	20-NC	25-18	20-24	-NS	29-NC	-	-	-	-	-	-
20	TOBA Kaito	29	5	24	28	11	27	10	6	21	24	20	28		17						
			5-7	24-19	28-NC	10-9	25-17	10-20	6-6	29-16	23-18	20-NC	28-16	-NS	17-13	-	-	-	-	-	-
21	NORRODIN Adam	28	17	4	25	27	28	8	21	12	18	21	10		14						
			17-11	4-5	25-NC	29-16	26-NC	8-NC	21-13	30-21	16-11	21-NC	10-17	-NS	14-12	-	-	-	-	-	-
22	BINDER Darryn	28	20	25	15		13	25	20	23		19	27		23						
			20-NC	25-22	15-13	-NS	12-11	25-13	20-NL	17-7	-	19-23	27-19	-NS	23-8	-	-	-	-	-	-
23	FOGGIA Dennis	26	25	14	7	12	22	27	26	19	27	13	15		20						
			24-16	14-NC	7-16	11-NL	21-14	27-NC	25-9	28-12	30-19	13-12	15-26	-NS	20-7	-	-	-	-	-	-
24	FERNANDEZ Raul	13							15		14										
			-	-	-	-	-	-	15-10	-	17-9	-	-	-	-	-	-	-	-	-	-
25	YURCHENKO Makar	9	24	28	18	13	19	23	23												
			23-19	28-24	18-19	12-14	18-13	23-NC	23-12	-	-	-	-	-	-	-	-	-	-	-	-
26	LOI Livio	8	18	16	26	28	21	30	27	17											
			18-NC	16-15	26-10	26-18	20-21	30-24	28-15	13-24	-	-	-	-	-	-	-	-	-	-	-
27	MASAKI Kazuki	8	19	17	27	14	17	11	11	28	22	12	25		22						
			19-13	17-20	27-22	13-20	16-18	11-22	11-NC	24-20	22-15	12-13	25-21	-NS	22-15	-	-	-	-	-	-
28	BULEGA Nicolo	7	22	27	23	22	16	16	12	3	23	18	22		7						
			22-NC	27-NC	23-NC	22-17	15-NC	16-21	12-NC	3-11	25-14	18-19	22-23	-NS	7-NC	-	-	-	-	-	-

NC=Not classified NL=Not finished first lap NP=Not started race re-start N2=Not finished first lap race re-start EX=Excluded NS=Not Started DS=Disqualified

These data/results cannot be reproduced, stored and/or transmitted in whole or in part by any manner of electronic, mechanical, photocopying, recording, broadcasting or otherwise now known or herein after developed without the previous express consent by the copyright owner, except for reproduction in daily press and regular printed publications on sale to the public within 60 days of the event related to those data/results and always provided that copyright symbol appears together as follows below.  
© DORNA, 2018

Official MotoGP Timing by TISSOT  
www.motogp.com



	<b>Rider</b>	<i>Points</i>	QAT	ARG	AME	SPA	FRA	ITA	CAT	NED	GER	CZE	AUT	GBR	RSM	ARA	THA	JPN	AUS	MAL	VAL
29	<b>PAGLIANI Manuel</b>	<b>6</b>						24													
			-	-	-	-	-	24-10	-	-	-	-	-	-	-	-	-	-	-	-	-
30	<b>ATIRATPHUVAPAT Nakarin</b>	<b>2</b>	27	23	13	29	24	28	29	25	29	8	24		26						
			26-18	23-18	13-23	27-19	23-20	28-25	26-14	20-22	28-NC	8-16	24-28	-NS	25-18	-	-	-	-	-	-
31	<b>PEREZ Vicente</b>	<b>2</b>									28	24	29		27						
			-	-	-	-	-	-	-NS	-	27-NC	24-21	29-25	-NS	26-14	-	-	-	-	-	-
32	<b>OGURA Ai</b>	<b>1</b>				19				27	19		26								
			-	-	-	19-15	-	-	-	22-23	18-NC	-	26-20	-	-	-	-	-	-	-	-
33	<b>NEPA Stefano</b>	<b>0</b>						29		29	30	23	21		29						
			-	-	-	-	-	29-NC	-	25-27	29-21	23-NC	21-27	-NS	28-17	-	-	-	-	-	-
34	<b>MONTELLA Yari</b>	<b>0</b>													28						
			-	-	-	-	-	-	-	-	-	-	-	-	27-19	-	-	-	-	-	-
35	<b>ZANNONI Kevin</b>	<b>0</b>													18						
			-	-	-	-	-	-	-	-	-	-	-	-	18-20	-	-	-	-	-	-
36	<b>GRÜNWARD Luca</b>	<b>0</b>									26										
			-	-	-	-	-	-	-	-	26-20	-	-	-	-	-	-	-	-	-	-
37	<b>SALAC Filip</b>	<b>0</b>										26									
			-	-	-	-	-	-	-	-	-	26-24	-	-	-	-	-	-	-	-	-
38	<b>VAN DE LAGEMAAT Ryan</b>	<b>0</b>								30											
			-	-	-	-	-	-	-	26-28	-	-	-	-	-	-	-	-	-	-	-
39	<b>KOFLER Maximilian</b>	<b>0</b>											23								
			-	-	-	-	-	-	-	-	-	-	23-29	-	-	-	-	-	-	-	-

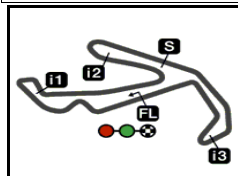
NC=Not classified NL=Not finished first lap NP=Not started race re-start N2=Not finished first lap race re-start EX=Excluded NS=Not Started DS=Disqualified

These data/results cannot be reproduced, stored and/or transmitted in whole or in part by any manner of electronic, mechanical, photocopying, recording, broadcasting or otherwise now known or herein after developed without the previous express consent by the copyright owner, except for reproduction in daily press and regular printed publications on sale to the public within 60 days of the event related to those data/results and always provided that copyright symbol appears together as follows below.  
© DORNA, 2018

Official MotoGP Timing by **TISSOT**  
www.motogp.com

*motogp*





4226 m.

# GP OCTO DI SAN MARINO E DELLA RIVIERA DI RIMINI

## Official Starting Grid

Moto3™

Race : 23 laps = 97.198 km



1	<b>1</b> 1'41.823 <b>88 Jorge MARTIN</b> Honda	<b>2</b> 1'42.134 <b>19 Gabriel RODRIGO</b> KTM	<b>3</b> 1'42.270 <b>44 Aron CANET</b> Honda
2	<b>4</b> 1'42.271 <b>21 Fabio DI GIANNANTONIO</b> Honda	<b>5</b> 1'42.294 <b>33 Enea BASTIANINI</b> Honda	<b>6</b> 1'42.318 <b>12 Marco BEZZECCHI</b> KTM
3	<b>7</b> 1'42.355 <b>8 Nicolo BULEGA</b> KTM	<b>8</b> 1'42.442 <b>48 Lorenzo DALLA PORTA</b> Honda	<b>9</b> 1'42.474 <b>84 Jakub KORNFEIL</b> KTM
4	<b>10</b> 1'42.578 <b>71 Ayumu SASAKI</b> Honda	<b>11</b> 1'42.662 <b>5 Jaime MASIA</b> KTM	<b>12</b> 1'42.681 <b>14 Tony ARBOLINO</b> Honda
5	<b>13</b> 1'42.694 <b>75 Albert ARENAS</b> KTM	<b>14</b> 1'42.790 <b>7 Adam NORRODIN</b> Honda	<b>15</b> 1'42.860 <b>23 Niccolò ANTONELLI</b> Honda
6	<b>16</b> 1'43.071 <b>24 Tatsuki SUZUKI</b> Honda	<b>17</b> 1'43.227 <b>27 Kaito TOBA</b> Honda	<b>18</b> 1'43.282 <b>3 Kevin ZANNONI</b> TM RACING
7	<b>19</b> 1'43.328 <b>16 Andrea MIGNO</b> KTM	<b>20</b> 1'43.370 <b>10 Dennis FOGGIA</b> KTM	<b>21</b> 1'43.409 <b>42 Marcos RAMIREZ</b> KTM
8	<b>22</b> 1'43.410 <b>22 Kazuki MASAKI</b> KTM	<b>23</b> 1'43.632 <b>40 Darryn BINDER</b> KTM	<b>24</b> 1'43.830 <b>17 John MCPHEE</b> KTM

The results are provisional until the end of the limit for protest and appeals and until the ratification of the Event Management Committee.

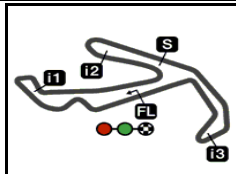
Time limit for protest expires 60' at the latest after publication of the results - Mr. .... Time: .....

These data/results cannot be reproduced, stored and/or transmitted in whole or in part by any manner of electronic, mechanical, photocopying, recording, broadcasting or otherwise now known or herein after developed without the previous express consent by the copyright owner, except for reproduction in daily press and regular printed publications on sale to the public within 60 days of the event related to those data/results and always provided that copyright symbol appears together as follows below.

© DORNA, 2018

Official MotoGP Timing by TISSOT  
www.motogp.com





4226 m.

# GP OCTO DI SAN MARINO E DELLA RIVIERA DI RIMINI

## Official Starting Grid

Moto3™

Race : 23 laps = 97.198 km

9

**25**  
1'43.962  
**41 Nakarin ATIRATPHUVAPAT**  
Honda

**26**  
1'44.163  
**77 Vicente PEREZ**  
KTM

**27**  
1'44.233  
**55 Yari MONTELLA**  
Honda

10

**28**  
1'44.239  
**81 Stefano NEPA**  
KTM

**29**  
1'44.556  
**72 Alonso LOPEZ**  
Honda

The results are provisional until the end of the limit for protest and appeals and until the ratification of the Event Management Committee.

Time limit for protest expires 60' at the latest after publication of the results - Mr. .... Time: .....

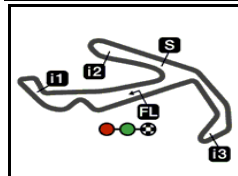
These data/results cannot be reproduced, stored and/or transmitted in whole or in part by any manner of electronic, mechanical, photocopying, recording, broadcasting or otherwise now known or herein after developed without the previous express consent by the copyright owner, except for reproduction in daily press and regular printed publications on sale to the public within 60 days of the event related to those data/results and always provided that copyright symbol appears together as follows below.

© DORNA, 2018

Official MotoGP Timing by TISSOT  
www.motogp.com

Misano Adriatico, Sunday, September 09, 2018 Page 2 of 2





4226 m.

## GP OCTO DI SAN MARINO E DELLA RIVIERA DI RIMINI

## Race

## Top Speed &amp; Average



Rider	Nation	Motorcycle	Top 5 speeds					Average	Top
17 John MCPHEE	GBR	KTM	209.1	207.3	205.9	204.7	204.5	206.3	<b>209.1</b>
22 Kazuki MASAKI	JPN	KTM	208.7	208.4	207.0	206.6	206.3	207.4	<b>208.7</b>
81 Stefano NEPA	ITA	KTM	207.6	207.5	207.3	206.9	206.9	207.2	<b>207.6</b>
48 Lorenzo DALLA PORTA	ITA	HONDA	207.6	206.5	206.0	206.0	206.0	206.4	<b>207.6</b>
77 Vicente PEREZ	SPA	KTM	207.0	206.8	206.8	205.1	204.7	206.1	<b>207.0</b>
14 Tony ARBOLINO	ITA	HONDA	206.4	206.2	204.9	204.1	204.0	205.1	<b>206.4</b>
19 Gabriel RODRIGO	ARG	KTM	206.4	206.0	205.6	204.8	204.8	205.5	<b>206.4</b>
10 Dennis FOGGIA	ITA	KTM	205.9	205.6	205.4	205.3	205.0	205.4	<b>205.9</b>
12 Marco BEZZECCHI	ITA	KTM	205.9	205.1	204.7	203.1	202.4	204.2	<b>205.9</b>
84 Jakub KORNFEIL	CZE	KTM	205.7	204.9	204.2	201.8	201.5	203.6	<b>205.7</b>
16 Andrea MIGNO	ITA	KTM	205.5	205.0	204.1	203.1	202.9	204.1	<b>205.5</b>
27 Kaito TOBA	JPN	HONDA	205.5	204.5	204.5	203.1	202.9	204.1	<b>205.5</b>
71 Ayumu SASAKI	JPN	HONDA	205.4	204.5				205.0	<b>205.4</b>
8 Nicolo BULEGA	ITA	KTM	205.4	205.1				205.3	<b>205.4</b>
42 Marcos RAMIREZ	SPA	KTM	205.4	205.2	204.8	204.5	204.2	204.8	<b>205.4</b>
7 Adam NORRODIN	MAL	HONDA	205.2	204.9	204.5	203.7	203.5	204.4	<b>205.2</b>
21 Fabio DI GIANNANTONIO	ITA	HONDA	205.0	204.7	203.2	202.9	202.1	203.6	<b>205.0</b>
23 Niccolò ANTONELLI	ITA	HONDA	205.0	204.0	204.0	203.8	203.8	204.1	<b>205.0</b>
40 Darryn BINDER	RSA	KTM	204.9	203.2	202.8	202.6	201.2	202.9	<b>204.9</b>
33 Enea BASTIANINI	ITA	HONDA	204.7	203.3				204.0	<b>204.7</b>
72 Alonso LOPEZ	SPA	HONDA	204.6					204.6	<b>204.6</b>
75 Albert ARENAS	SPA	KTM	204.5	203.9	203.9	203.7	203.5	203.9	<b>204.5</b>
88 Jorge MARTIN	SPA	HONDA	204.3	203.8	203.5	203.1	203.0	203.5	<b>204.3</b>
55 Yari MONTELLA	ITA	HONDA	204.1	202.1	201.3	200.2	198.8	201.3	<b>204.1</b>
5 Jaume MASIA	SPA	KTM	204.1	203.7				203.9	<b>204.1</b>
41 Nakarin ATIRATPHUVAPAT	THA	HONDA	203.9	203.1	202.5	202.3	202.2	202.7	<b>203.9</b>
24 Tatsuki SUZUKI	JPN	HONDA	203.1	202.3	202.1	199.9	199.9	201.5	<b>203.1</b>
44 Aron CANET	SPA	HONDA	202.5	200.6				201.6	<b>202.5</b>
3 Kevin ZANNONI	ITA	TM RACING	202.1	196.5	196.1	195.5	195.5	196.7	<b>202.1</b>

These data/results cannot be reproduced, stored and/or transmitted in whole or in part by any manner of electronic, mechanical, photocopying, recording, broadcasting or otherwise now known or herein after developed without the previous express consent by the copyright owner, except for reproduction in daily press and regular printed publications on sale to the public within 60 days of the event related to those data/results and always provided that copyright symbol appears together as follows below.

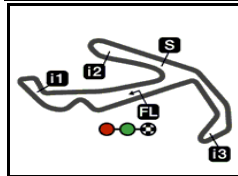
© DORNA, 2018

Official MotoGP Timing by TISSOT  
www.motogp.com



Misano Adriatico, Sunday, September 09, 2018





4226 m.

## GP OCTO DI SAN MARINO E DELLA RIVIERA DI RIMINI

## Race

## Fastest Laps Sequence

Lap	Race Time	 Rider	Nation	Motorcycle	Time	Km/h	Riders's Lap
2	3'32.714	48 Lorenzo DALLA PORTA	ITA	HONDA	1'43.360	147.1	2
3	5'15.091	12 Marco BEZZECCHI	ITA	KTM	1'42.777	148.0	3
3	5'15.219	19 Gabriel RODRIGO	ARG	KTM	1'42.716	148.1	3
3	5'15.270	48 Lorenzo DALLA PORTA	ITA	HONDA	1'42.556	148.3	3
4	6'57.594	12 Marco BEZZECCHI	ITA	KTM	1'42.503	148.4	4
4	6'57.694	48 Lorenzo DALLA PORTA	ITA	HONDA	1'42.424	148.5	4
5	8'40.281	19 Gabriel RODRIGO	ARG	KTM	1'42.381	148.5	5

These data/results cannot be reproduced, stored and/or transmitted in whole or in part by any manner of electronic, mechanical, photocopying, recording, broadcasting or otherwise now known or herein after developed without the previous express consent by the copyright owner, except for reproduction in daily press and regular printed publications on sale to the public within 60 days of the event related to those data/results and always provided that copyright symbol appears together as follows below.

© DORNA, 2018

Official MotoGP Timing by TISSOT  
www.motogp.com

Misano Adriatico, Sunday, September 09, 2018