


4226 m.

GP OCTO DI SAN MARINO E DELLA RIVIERA DI RIMINI

Race

Classification after 27 laps = 114.102 km

29

Pos		Rider	Nation	Team	Motorcycle	Total Time	Km/h	Gap
1	25	4 Andrea DOVIZIOSO	ITA	Ducati Team	DUCATI	42'05.426	162.6	
2	20	93 Marc MARQUEZ	SPA	Repsol Honda Team	HONDA	42'08.248	162.4	2.822
3	16	35 Cal CRUTCHLOW	GBR	LCR Honda CASTROL	HONDA	42'12.695	162.1	7.269
4	13	42 Alex RINS	SPA	Team SUZUKI ECSTAR	SUZUKI	42'20.113	161.7	14.687
5	11	25 Maverick VIÑALES	SPA	Movistar Yamaha MotoGP	YAMAHA	42'21.442	161.6	16.016
6	10	26 Dani PEDROSA	SPA	Repsol Honda Team	HONDA	42'22.834	161.5	17.408
7	9	46 Valentino ROSSI	ITA	Movistar Yamaha MotoGP	YAMAHA	42'24.512	161.4	19.086
8	8	29 Andrea IANNONE	ITA	Team SUZUKI ECSTAR	SUZUKI	42'27.230	161.2	21.804
9	7	19 Alvaro BAUTISTA	SPA	Angel Nieto Team	DUCATI	42'29.345	161.1	23.919
10	6	5 Johann ZARCO	FRA	Monster Yamaha Tech 3	YAMAHA	42'32.985	160.8	27.559
11	5	9 Daniilo PETRUCCI	ITA	Alma Pramac Racing	DUCATI	42'36.124	160.7	30.698
12	4	21 Franco MORBIDELLI	ITA	EG 0,0 Marc VDS	HONDA	42'38.367	160.5	32.941
13	3	30 Takaaki NAKAGAMI	JPN	LCR Honda IDEMITSU	HONDA	42'38.887	160.5	33.461
14	2	41 Aleix ESPARGARO	SPA	Aprilia Racing Team Gresini	APRILIA	42'41.112	160.3	35.686
15	1	51 Michele PIRRO	ITA	Ducati Team	DUCATI	42'41.238	160.3	35.812
16		38 Bradley SMITH	GBR	Red Bull KTM Factory Racing	KTM	42'51.926	159.7	46.500
17		99 Jorge LORENZO	SPA	Ducati Team	DUCATI	42'52.040	159.7	46.614
18		43 Jack MILLER	AUS	Alma Pramac Racing	DUCATI	42'56.019	159.4	50.593
19		55 Hafizh SYHRIN	MAL	Monster Yamaha Tech 3	YAMAHA	43'00.594	159.1	55.168
20		17 Karel ABRAHAM	CZE	Angel Nieto Team	DUCATI	43'07.681	158.7	1'02.255
21		45 Scott REDDING	GBR	Aprilia Racing Team Gresini	APRILIA	43'14.901	158.2	1'09.475
22		12 Thomas LUTHI	SWI	EG 0,0 Marc VDS	HONDA	43'18.034	158.1	1'12.608
23		23 Christophe PONSSON	FRA	Reale Avintia Racing	DUCATI	43'02.996	153.1	1 lap
Not classified								
		6 Stefan BRADL	GER	HRC Honda Team	HONDA	26'55.496	160.0	10 laps
		44 Poi ESPARGARO	SPA	Red Bull KTM Factory Racing	KTM	27'06.725	158.9	10 laps
		10 Xavier SIMEON	BEL	Reale Avintia Racing	DUCATI	3'21.298	151.1	25 laps

The results are provisional until the end of the limit for protest and appeals.

Time limit for protest expires 30' after publication of the results - Time:

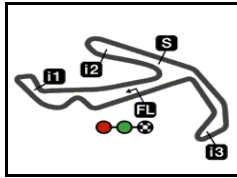
These data/results cannot be reproduced, stored and/or transmitted in whole or in part by any manner of electronic, mechanical, photocopying, recording, broadcasting or otherwise now known or herein after developed without the previous express consent by the copyright owner, except for reproduction in daily press and regular printed publications on sale to the public within 60 days of the event related to those data/results and always provided that copyright symbol appears together as follows below.

© DORNA, 2018

Official MotoGP Timing by TISSOT
www.motogp.com

Misano Adriatico, Sunday, September 09, 2018 Page 1 of 2





4226 m.

GP OCTO DI SAN MARINO E DELLA RIVIERA DI RIMINI

Race

Classification after 27 laps = 114.102 km

29

Pos	Rider	Nation	Team	Motorcycle	Total Time	Km/h	Gap
-----	-------	--------	------	------------	------------	------	-----

Race condition: Dry

Air: 27°
Humidity: 57%
Ground: 41°

Pole Position:

Fastest Lap (New record):

Circuit Record Lap:

Circuit Best Lap:

	Jorge LORENZO	1'31.629	166.0 Km/h
Lap 9	Andrea DOVIZIOSO	1'32.678	164.1 Km/h
2016	Dani PEDROSA	1'32.979	163.6 Km/h
2018	Jorge LORENZO	1'31.629	166.0 Km/h

13:40'00

13:58'00

14:00'38

14:04'14 -

14:04'31 Xavier SIMEON

14:04'45 Xavier SIMEON

14:05'23 Jack MILLER

14:05'29 Jack MILLER

14:05'56 Xavier SIMEON

14:14'37 Danilo PETRUCCI14:25'02 Thomas LUTHI

14:28'03 Stefan BRADL

14:29'29 Pol ESPARGARO

14:40'18 Jorge LORENZO

14:40'59 Jorge LORENZO

SIGHTING LAP START

WARM UP LAP START

RACE START

No jump start

crashed out - Rider OK

re-joined race

crashed out - Rider OK

re-joined race

entered pits and retired

1.1 seconds penalty to be imposed at the end of the raceTrack limits warning

crashed out - Rider OK

entered pits and retired

crashed out - Rider OK

re-joined race

The results are provisional until the end of the limit for protest and appeals.

Time limit for protest expires 30' after publication of the results - Time:

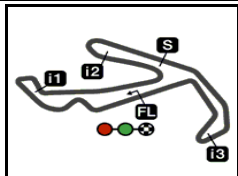
These data/results cannot be reproduced, stored and/or transmitted in whole or in part by any manner of electronic, mechanical, photocopying, recording, broadcasting or otherwise now known or herein after developed without the previous express consent by the copyright owner, except for reproduction in daily press and regular printed publications on sale to the public within 60 days of the event related to those data/results and always provided that copyright symbol appears together as follows below.

© DORNA, 2018

Official MotoGP Timing by TISSOT
www.motogp.com

Misano Adriatico, Sunday, September 09, 2018 Page 2 of 2





4226 m.

GP OCTO DI SAN MARINO E DELLA RIVIERA DI RIMINI

MotoGP™

30

World Championship Classification

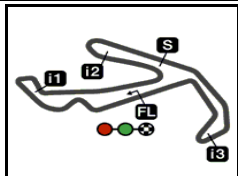
Rider	Nation	Points	Leader	Previous	QAT	ARG	AME	SPA	FRA	ITA	CAT	NED	GER	CZE	AUT	GBR	RSM	ARA	THA	JPN	AUS	MAL	VAL	
1 MARQUEZ Marc	SPA	221			20	0	25	25	25	0	20	25	25	16	20	-	20							
2 DOVIZIOSO Andrea	ITA	154	67	67	25	10	11	-	-	20	-	13	9	25	16	-	25							
3 ROSSI Valentino	ITA	151	70	3	16	0	13	11	16	16	16	11	20	13	10	-	9							
4 LORENZO Jorge	SPA	130	91	21	-	1	5	-	10	25	25	9	10	20	25	-	0							
5 VIÑALES Maverick	SPA	124	97	6	10	11	20	9	9	8	10	16	16	-	4	-	11							
6 CRUTCHLOW Cal	GBR	119	102	5	13	25	0	-	8	10	13	10	-	11	13	-	16							
7 ZARCO Johann	FRA	110	111	9	8	20	10	20	-	6	9	8	7	9	7	-	6							
8 PETRUCCI Danilo	ITA	110	111	0	11	6	4	13	20	9	8	-	13	10	11	-	5							
9 IANNONE Andrea	ITA	92	129	18	7	8	16	16	-	13	6	5	4	6	3	-	8							
10 RINS Alex	SPA	79	142	13	-	16	-	-	6	11	-	20	-	5	8	-	13							
11 PEDROSA Dani	SPA	76	145	3	9	-	9	-	11	-	11	1	8	8	9	-	10							
12 BAUTISTA Alvaro	SPA	64	157	12	3	0	1	8	-	7	7	7	11	7	6	-	7							
13 MILLER Jack	AUS	61	160	3	6	13	7	10	13	-	-	6	2	4	0	-	0							
14 RABAT Tito	SPA	35	186	26	5	9	8	2	-	3	-	0	3	-	5	-	-							
15 ESPARGARO Pol	SPA	32	189	3	-	5	3	5	5	5	5	4	-	-	-	-	-							
16 MORBIDELLI Franco	ITA	26	195	6	4	2	0	7	3	1	2	-	-	3	0	-	4							
17 SYAHRIN Hafizh	MAL	24	197	2	2	7	-	0	4	4	-	0	5	2	0	-	0							
18 ESPARGARO Aleix	SPA	19	202	5	0	-	6	-	7	-	-	3	-	1	0	-	2							
19 SMITH Bradley	GBR	15	206	4	0	-	0	3	2	2	-	0	6	-	2	-	0							
20 NAKAGAMI Takaaki	JPN	14	207	1	0	3	2	4	1	0	-	0	-	0	1	-	3							
21 REDDING Scott	GBR	12	209	2	0	4	0	1	-	-	4	2	1	-	0	-	0							
22 KALLIO Mika	FIN	6	215	6	-	-	-	6	-	-	-	-	-	-	-	-	-							
23 ABRAHAM Karel	CZE	4	217	2	1	0	-	0	0	-	3	-	0	0	0	-	0							
24 PIRRO Michele	ITA	1	220	3	-	-	-	-	-	-	-	-	-	-	-	-	-							
25 LUTHI Thomas	SWI	0	221	1	0	0	0	-	0	-	-	0	0	0	0	-	0							
26 BRADL Stefan	GER	0	221	0	-	-	-	-	-	-	-	-	0	-	-	-	-							
27 SIMEON Xavier	BEL	0	221	0	0	0	0	0	0	0	-	-	0	0	-	-	-							
28 GUINTOLI Sylvain	FRA	0	221	0	-	-	-	-	-	-	-	-	-	0	-	-	-							

These data/results cannot be reproduced, stored and/or transmitted in whole or in part by any manner of electronic, mechanical, photocopying, recording, broadcasting or otherwise now known or herein after developed without the previous express consent by the copyright owner, except for reproduction in daily press and regular printed publications on sale to the public within 60 days of the event related to those data/results and always provided that copyright symbol appears together as follows below.

© DORNA, 2018

Official MotoGP Timing by TISSOT
www.motogp.com





4226 m.

GP OCTO DI SAN MARINO E DELLA RIVIERA DI RIMINI

World Championship Classification

30

29 **PONSSON Christophe** FRA 0 221 0 - - - - - - - - - - - - - 0

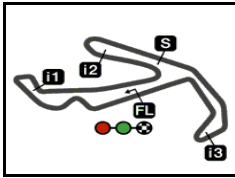
Constructor	Points	Leader Previous	QAT	ARG	AME	SPA	FRA	ITA	CAT	NED	GER	CZE	AUT	GBR	RSM	ARA	THA	JPN	AUS	MAL	VAL
1 HONDA	256		20	25	25	25	25	10	20	25	25	16	20	-	20						
2 DUCATI	233	23	23	25	13	11	13	20	25	13	13	25	25	-	25						
3 YAMAHA	194	62	39	16	20	20	20	16	16	16	20	13	10	-	11						
4 SUZUKI	131	125	63	7	16	16	16	6	13	6	20	4	6	8	-	13					
5 KTM	41	215	90	-	5	3	6	5	5	5	4	6	-	2	-	-					
6 APRILIA	29	227	12	-	4	6	1	7	-	4	3	1	1	-	2						

Team	Points	Leader Previous	QAT	ARG	AME	SPA	FRA	ITA	CAT	NED	GER	CZE	AUT	GBR	RSM	ARA	THA	JPN	AUS	MAL	VAL
1 REPSOL HONDA TEAM	297		29	-	34	25	36	-	31	26	33	24	29	-	30						
2 DUCATI TEAM	284	13	13	25	11	16	-	10	45	25	22	19	45	41	-	25					
3 MOVISTAR YAMAHA MOTOGP	275	22	9	26	11	33	20	25	24	26	27	36	13	14	-	20					
4 TEAM SUZUKI ECSTAR	171	126	104	7	24	16	16	6	24	6	25	4	11	11	-	21					
5 ALMA PRAMAC RACING	171	126	0	17	19	11	23	33	9	8	6	15	14	11	-	5					
6 MONSTER YAMAHA TECH 3	134	163	37	10	27	10	20	4	10	9	8	12	11	7	-	6					
7 LCR HONDA	133	164	1	13	28	2	4	9	10	13	10	-	11	14	-	19					
8 ANGEL NIETO TEAM	68	229	65	4	-	1	8	-	7	10	7	11	7	6	-	7					
9 RED BULL KTM FACTORY RA	47	250	21	-	5	3	8	7	7	5	4	6	-	2	-	-					
10 REALE AVINTIA RACING	35	262	12	5	9	8	2	-	3	-	-	3	-	5	-	-					
11 APRILIA RACING TEAM GRESI	31	266	4	-	4	6	1	7	-	4	5	1	1	-	-	2					
12 EG 0,0 MARC VDS	26	271	5	4	2	-	7	3	1	2	-	-	3	-	-	4					

These data/results cannot be reproduced, stored and/or transmitted in whole or in part by any manner of electronic, mechanical, photocopying, recording, broadcasting or otherwise now known or herein after developed without the previous express consent by the copyright owner, except for reproduction in daily press and regular printed publications on sale to the public within 60 days of the event related to those data/results and always provided that copyright symbol appears together as follows below.
© DORNA, 2018

Official MotoGP Timing by **TISSOT**
www.motogp.com





GP OCTO DI SAN MARINO E DELLA RIVIERA DI RIMINI

Race

Lap Chart

31

4226 m.

Pos	1	2	3	4	5	6	7	8	9	10	11	12	13	14	15	16	17	18	19	20	21	22	23	24	25	26
Grid	99	43	25	4	93	35	46	9	5	42	26	21	29	51	19	41	38	6	30	44	45	10	12	17	55	23



	1	99	4	43	93	25	42	35	46	5	26	9	21	29	19	30	41	6	38	44	51	45	12	17	10	55	23
	2	99	4	93	43	25	42	35	46	26	21	9	29	5	19	41	30	38	6	44	45	51	17	12	55	10	23
	3	99	4	93	25	42	35	46	26	21	29	9	5	19	41	30	38	6	44	51	45	17	55	12	23	43	
	4	99	4	93	42	25	35	46	26	21	29	9	5	19	41	30	38	6	51	44	45	55	17	12	23	43	
	5	99	4	93	42	35	25	26	46	21	29	9	5	19	41	30	38	6	51	44	55	45	17	12	43	23	
	6	4	99	93	42	35	25	26	46	29	21	9	5	19	41	30	38	6	51	44	55	17	12	45	43	23	
	7	4	99	93	42	35	25	26	46	29	21	19	5	9	41	30	38	6	51	44	55	17	12	45	43	23	
	8	4	99	93	42	35	25	26	46	29	21	19	5	9	41	30	38	6	51	44	55	17	12	45	43	23	
	9	4	99	93	35	42	25	26	46	29	19	21	5	9	41	30	38	6	51	44	55	17	12	45	43	23	
	10	4	99	93	35	42	25	26	46	29	19	21	5	9	30	41	38	6	51	44	55	17	12	43	45	23	
L	11	4	99	93	35	42	25	26	46	29	19	21	5	9	30	41	38	51	6	55	44	17	12	43	45	23	
a	12	4	99	93	35	42	25	26	46	29	19	5	21	9	30	41	38	51	6	55	44	17	12	43	45	23	
P	13	4	99	93	35	42	25	26	46	29	19	5	21	9	30	41	38	51	6	55	44	17	12	43	45	23	
S	14	4	93	99	35	42	25	26	46	29	19	5	21	9	30	41	51	6	38	55	44	17	12	43	45	23	
	15	4	93	99	35	42	25	26	46	29	19	5	21	9	30	41	51	6	38	55	44	17	43	12	45	23	
	16	4	93	99	35	42	25	26	46	29	19	5	21	9	30	41	51	6	38	55	44	17	43	12	45	23	
	17	4	93	99	35	42	25	26	46	29	19	5	21	9	30	41	51	6	38	55	44	17	43	12	45	23	
	18	4	93	99	35	42	25	26	46	29	19	5	9	21	30	41	51	38	55	17	43	12	45	23			
	19	4	99	93	35	42	25	26	46	29	19	5	9	21	30	41	51	38	55	17	43	12	45	23			
	20	4	99	93	35	42	25	26	46	29	19	5	9	21	30	41	51	38	55	17	43	12	45	23			
	21	4	99	93	35	42	25	26	46	29	19	5	9	21	30	41	51	38	55	43	17	12	45	23			
	22	4	99	93	35	42	25	26	46	29	19	5	9	21	30	41	51	38	55	43	17	12	45	23			
	23	4	99	93	35	42	25	26	46	29	19	5	9	21	30	41	51	38	55	43	17	12	45	23			
	24	4	99	93	35	42	25	26	46	29	19	5	9	21	30	41	51	38	55	43	17	45	12	23			
	25	4	99	93	35	42	25	26	46	29	19	5	9	21	30	41	51	38	43	55	17	45	12	23			
	26	4	93	35	42	25	26	46	29	19	5	9	21	30	41	51	99	38	43	55	17	45	12	23			
	27	4	93	35	42	25	26	46	29	19	5	9	21	30	41	51	38	99	43	55	17	45	12				

Winner Lapped rider

These data/results cannot be reproduced, stored and/or transmitted in whole or in part by any manner of electronic, mechanical, photocopying, recording, broadcasting or otherwise now known or herein after developed without the previous express consent by the copyright owner, except for reproduction in daily press and regular printed publications on sale to the public within 60 days of the event related to those data/results and always provided that copyright symbol appears together as follows below.

© DORNA, 2018

Official MotoGP Timing by TISSOT
www.motogp.com



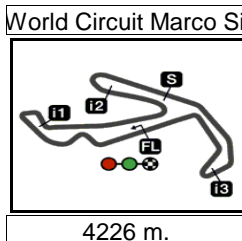
Misano Adriatico, Sunday, September 09, 2018

GP OCTO DI SAN MARINO E DELLA RIVIERA DI RIMINI


Race

Fastest Lap of Each Rider

32



4226 m.

	Rider	Nation	Team	Motorcycle	Time	Lap Total	Gap
1	4 Andrea DOVIZIOSO	ITA	Ducati Team	DUCATI	1'32.678	9 27	
2	99 Jorge LORENZO	SPA	Ducati Team	DUCATI	1'32.849	23 27	0.171 0.171
3	93 Marc MARQUEZ	SPA	Repsol Honda Team	HONDA	1'32.891	24 27	0.213 0.042
4	35 Cal CRUTCHLOW	GBR	LCR Honda CASTROL	HONDA	1'33.185	13 27	0.507 0.294
5	42 Alex RINS	SPA	Team SUZUKI ECSTAR	SUZUKI	1'33.410	5 27	0.732 0.225
6	25 Maverick VIÑALES	SPA	Movistar Yamaha MotoGP	YAMAHA	1'33.488	13 27	0.810 0.078
7	29 Andrea IANNONE	ITA	Team SUZUKI ECSTAR	SUZUKI	1'33.589	9 27	0.911 0.101
8	26 Dani PEDROSA	SPA	Repsol Honda Team	HONDA	1'33.608	25 27	0.930 0.019
9	21 Franco MORBIDELLI	ITA	EG 0,0 Marc VDS	HONDA	1'33.620	3 27	0.942 0.012
10	46 Valentino ROSSI	ITA	Movistar Yamaha MotoGP	YAMAHA	1'33.631	10 27	0.953 0.011
11	9 Danilo PETRUCCI	ITA	Alma Pramac Racing	DUCATI	1'33.666	25 27	0.988 0.035
12	19 Alvaro BAUTISTA	SPA	Angel Nieto Team	DUCATI	1'33.716	21 27	1.038 0.050
13	43 Jack MILLER	AUS	Alma Pramac Racing	DUCATI	1'33.808	22 27	1.130 0.092
14	5 Johann ZARCO	FRA	Monster Yamaha Tech 3	YAMAHA	1'33.953	13 27	1.275 0.145
15	41 Alex ESPARGARO	SPA	Aprilia Racing Team Gresini	APRILIA	1'33.968	5 27	1.290 0.015
16	51 Michele PIRRO	ITA	Ducati Team	DUCATI	1'34.030	6 27	1.352 0.062
17	6 Stefan BRADL	GER	HRC Honda Team	HONDA	1'34.098	15 17	1.420 0.068
18	30 Takaaki NAKAGAMI	JPN	LCR Honda IDEMITSU	HONDA	1'34.292	4 27	1.614 0.194
19	38 Bradley SMITH	GBR	Red Bull KTM Factory Racing	KTM	1'34.304	3 27	1.626 0.012
20	55 Hafizh SYHRIN	MAL	Monster Yamaha Tech 3	YAMAHA	1'34.393	8 27	1.715 0.089
21	45 Scott REDDING	GBR	Aprilia Racing Team Gresini	APRILIA	1'34.459	21 27	1.781 0.066
22	17 Karel ABRAHAM	CZE	Angel Nieto Team	DUCATI	1'34.860	14 27	2.182 0.401
23	44 Pol ESPARGARO	SPA	Red Bull KTM Factory Racing	KTM	1'34.974	7 17	2.296 0.114
24	12 Thomas LUTHI	SWI	EG 0,0 Marc VDS	HONDA	1'35.413	10 27	2.735 0.439
25	10 Xavier SIMEON	BEL	Reale Avintia Racing	DUCATI	1'36.547	2 2	3.869 1.134
26	23 Christophe PONSSON	FRA	Reale Avintia Racing	DUCATI	1'37.375	15 26	4.697 0.828

These data/results cannot be reproduced, stored and/or transmitted in whole or in part by any manner of electronic, mechanical, photocopying, recording, broadcasting or otherwise now known or herein after developed without the previous express consent by the copyright owner, except for reproduction in daily press and regular printed publications on sale to the public within 60 days of the event related to those data/results and always provided that copyright symbol appears together as follows below.

© DORNA, 2018

Official MotoGP Timing by TISSOT
www.motogp.com

Misano Adriatico, Sunday, September 09, 2018



GP OCTO DI SAN MARINO E DELLA RIVIERA DI RIMINI

After the Race

Event Best Maximum Speed

33



Rider

Nation Team

Motorcycle Km/h

Rider	Nation Team	Motorcycle	Km/h	
4 Andrea DOVIZIOSO	ITA Ducati Team	DUCATI	296.6	Warm Up
26 Dani PEDROSA	SPA Repsol Honda Team	HONDA	295.5	Free Practice Nr. 1
6 Stefan BRADL	GER HRC Honda Team	HONDA	295.3	Free Practice Nr. 1
93 Marc MARQUEZ	SPA Repsol Honda Team	HONDA	295.1	Free Practice Nr. 2
35 Cal CRUTCHLOW	GBR LCR Honda CASTROL	HONDA	294.5	Warm Up
99 Jorge LORENZO	SPA Ducati Team	DUCATI	294.3	Free Practice Nr. 1
51 Michele PIRRO	ITA Ducati Team	DUCATI	293.9	Race
25 Maverick VIÑALES	SPA Movistar Yamaha MotoGP	YAMAHA	293.9	Race
46 Valentino ROSSI	ITA Movistar Yamaha MotoGP	YAMAHA	293.3	Race
9 Danilo PETRUCCI	ITA Alma Pramac Racing	DUCATI	293.2	Qualifying Nr. 2
19 Alvaro BAUTISTA	SPA Angel Nieto Team	DUCATI	293.0	Race
5 Johann ZARCO	FRA Monster Yamaha Tech 3	YAMAHA	292.7	Race
44 Po ESPARGARO	SPA Red Bull KTM Factory Racing	KTM	292.2	Free Practice Nr. 1
29 Andrea IANNONE	ITA Team SUZUKI ECSTAR	SUZUKI	291.7	Free Practice Nr. 1
17 Karel ABRAHAM	CZE Angel Nieto Team	DUCATI	291.7	Warm Up
55 Hafizh SYAHRIN	MAL Monster Yamaha Tech 3	YAMAHA	291.6	Free Practice Nr. 1
42 Alex RINS	SPA Team SUZUKI ECSTAR	SUZUKI	291.4	Free Practice Nr. 1
41 Aleix ESPARGARO	SPA Aprilia Racing Team Gresini	APRILIA	291.2	Free Practice Nr. 1
43 Jack MILLER	AUS Alma Pramac Racing	DUCATI	291.2	Free Practice Nr. 1
38 Bradley SMITH	GBR Red Bull KTM Factory Racing	KTM	291.0	Warm Up
45 Scott REDDING	GBR Aprilia Racing Team Gresini	APRILIA	289.5	Warm Up
21 Franco MORBIDELLI	ITA EG 0,0 Marc VDS	HONDA	288.8	Free Practice Nr. 2
12 Thomas LUTHI	SWI EG 0,0 Marc VDS	HONDA	288.3	Free Practice Nr. 1
10 Xavier SIMEON	BEL Reale Avintia Racing	DUCATI	287.3	Race
30 Takaaki NAKAGAMI	JPN LCR Honda IDEMITSU	HONDA	287.1	Free Practice Nr. 3
23 Christophe PONSSON	FRA Reale Avintia Racing	DUCATI	285.5	Race

These data/results cannot be reproduced, stored and/or transmitted in whole or in part by any manner of electronic, mechanical, photocopying, recording, broadcasting or otherwise now known or herein after developed without the previous express consent by the copyright owner, except for reproduction in daily press and regular printed publications on sale to the public within 60 days of the event related to those data/results and always provided that copyright symbol appears together as follows below.

© DORNA, 2018

Official MotoGP Timing by TISSOT
www.motogp.com

Misano Adriatico, Sunday, September 09, 2018

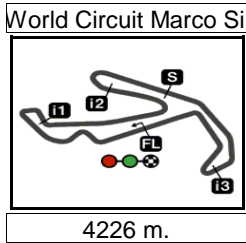


GP OCTO DI SAN MARINO E DELLA RIVIERA DI RIMINI

Race

Chronological Analysis of Performances

34



4226 m.

* Lap / Sector time cancelled

T1 Time from finish line to 1st intermediate

T3 Time from 2nd intermed. to 3rd intermed.

P Crossing the finish line in pit lane

T2 Time from 1st intermed. to 2nd intermed.

T4 Time from 3rd intermediate to finish line

**Tyre data subject to further updates

Lap	Lap Time	T1	T2	T3	T4	Speed	Lap	Lap Time	T1	T2	T3	T4	Speed		
1st	4	Andrea DOVIZIOSO					DUCATI	ITA	8	1'33.463	26.114	20.994	25.442	20.913	289.5
		Ducati Team							9	1'33.293 *	26.102	20.940*	25.307	20.944	290.4
								10	1'33.118	25.994	20.912	25.309	20.903	290.1	
								11	1'33.485	26.047	20.939	25.493	21.006	290.9	
								12	1'33.256	26.055	20.962	25.316	20.923	290.2	
								13	1'33.338	26.045	21.066	25.331	20.896	290.2	
								14	1'33.119	25.979	20.916	25.277	20.947	290.8	
								15	1'33.445	26.067	21.042	25.420	20.916	288.2	
								16	1'33.354	26.017	20.992	25.469	20.876	288.3	
								17	1'33.624 *	26.098	21.070	25.460*	20.996	288.4	
								18	1'33.306	25.900	21.059	25.421	20.926	286.6	
								19	1'33.571	25.955	20.931	25.694	20.991	288.3	
								20	1'33.282	26.026	20.927	25.316	21.013	290.4	
								21	1'33.280	26.097	20.993	25.332	20.858	291.7	
								22	1'33.236	25.968	20.979	25.282	21.007	291.4	
								23	1'32.982	26.004	20.902	25.288	20.788	290.8	
								24	1'32.891	25.887	20.868	25.290	20.846	290.4	
								25	1'33.073	25.978	20.971	25.232	20.892	291.9	
								26	1'33.579	25.881	20.916	25.598	21.184	289.8	
								27	1'35.719	26.378	21.218	25.820	22.303	288.9	

3rd **35** **Cal CRUTCHLOW** HONDA GBR
LCR Honda CASTROL

Run #	1	Front Tyre	Slick-Hard	Rear Tyre	Slick-Medium	Speed
			New Tyre		New Tyre <td></td>	
1	1'40.216	31.902	21.528	25.705	21.081	294.5
2	1'33.971	26.177	21.246	25.504	21.044	294.1
3	1'33.890	26.220	21.133	25.557	20.980	294.1
4	1'33.857	26.130	21.070	25.610	21.047	293.0
5	1'33.890	26.167	21.113	25.664	20.946	289.8
6	1'33.342	25.934	20.991	25.513	20.904	290.4
7	1'33.648	25.927	21.026	25.387	21.308	292.3
8	1'33.496	25.929	21.015	25.463	21.089	292.0
9	1'33.466	26.036	21.007	25.473	20.950	289.7
10	1'33.218	25.896	20.961	25.442	20.919	289.7
11	1'33.258	25.923	21.012	25.446	20.877	289.6
12	1'33.204	25.973	20.940	25.402	20.889	290.5
13	1'33.185	25.910	20.991	25.411	20.873	290.8
14	1'33.220	25.882	20.997	25.361	20.980	291.4
15	1'33.344	25.880	21.041	25.485	20.938	290.4
16	1'33.271	25.974	20.994	25.361	20.942	292.1
17	1'33.359	25.888	21.073	25.464	20.934	290.7
18	1'33.265	25.982	20.999	25.341	20.943	290.6
19	1'33.452	26.021	20.997	25.449	20.985	290.8

2nd **93** **Marc MARQUEZ** HONDA SPA
Repsol Honda Team

Run #	1	Front Tyre	Slick-Hard	Rear Tyre	Slick-Medium	Speed
			New Tyre		New Tyre	
1	1'39.576	31.472	21.475	25.537	21.092	290.4
2	1'33.788	26.196	21.011	25.356	21.225	291.6
3	1'33.271	25.972	20.938	25.453	20.908	290.0
4	1'33.307	25.973	21.009	25.459	20.866	289.1
5	1'33.337	25.960	20.989	25.433	20.955	288.4
6	1'33.299	26.008	20.995	25.365	20.931	289.4
7	1'33.256	26.048	20.991	25.297	20.920	290.4

Fastest Lap: Jorge LORENZO Ducati Team SPA **1'32.849** 25.959 20.723 25.361 20.806

These data/results cannot be reproduced, stored and/or transmitted in whole or in part by any manner of electronic, mechanical, photocopying, recording, broadcasting or otherwise now known or herein after developed without the previous express consent by the copyright owner, except for reproduction in daily press and regular printed publications on sale to the public within 60 days of the event related to those data/results and always provided that copyright symbol appears together as follows below.
© DORNA, 2018



Race

MotoGP

Lap	Lap Time	T1	T2	T3	T4	Speed	Lap	Lap Time	T1	T2	T3	T4	Speed
20	1'33.379	26.065	20.941	25.354	21.019	290.0	10	1'33.686	26.165	21.086	25.421	21.014	289.3
21	1'33.455	26.097	21.020	25.361	20.977	290.3	11	1'33.910	26.141	21.171	25.564	21.034	288.4
22	1'33.445	26.027	21.009	25.443	20.966	290.2	12	1'33.723	26.109	21.042	25.504	21.068	289.6
23	1'33.637	26.018	21.083	25.522	21.014	288.9	13	1'33.488	26.078	21.026	25.401	20.983	289.9
24	1'33.683	26.054	21.085	25.520	21.024	289.7	14	1'33.582	26.030	21.048	25.464	21.040	290.1
25	1'33.528	26.116	20.995	25.410	21.007	290.9	15	1'33.632	26.104	21.059	25.480	20.989	289.5
26	1'33.898	26.062	21.093	25.405	21.338	290.6	16	1'33.513	26.023	21.042	25.432	21.016	290.1
27	1'35.118	26.227	21.212	25.665	22.014	288.3	17	1'33.609	26.057	21.070	25.466	21.016	290.4

4th **42** **Alex RINS** SUZUKI SPA
Team SUZUKI ECSTAR

Run #	1	Front Tyre	Slick-Medium	Rear Tyre	Slick-Soft	
		2 Laps at start		2 Laps at start		
1	1'39.982	32.045	21.284	25.580	21.073	291.1
2	1'34.003	26.275	21.133	25.559	21.036	290.0
3	1'33.732	26.294	21.083	25.457	20.898	289.2
4	1'33.762	26.363	20.981	25.535	20.883	286.3
5	1'33.410	26.016	20.961	25.542	20.891	284.2
6	1'33.624	26.178	20.965	25.591	20.890	285.0
7	1'33.746	26.148	21.001	25.619	20.978	285.1
8	1'33.969	26.082	21.048	25.704	21.135	285.1
9	1'33.869	26.557	20.957	25.496	20.859	287.6
10	1'33.553	26.168	20.904	25.524	20.957	287.1
11	1'33.724	26.208	20.946	25.597	20.973	286.5
12	1'33.857	26.162	21.068	25.642	20.985	285.6
13	1'33.680	26.103	20.942	25.692	20.943	286.0
14	1'33.982	26.088	21.001	25.728	21.165	286.7
15	1'33.879	26.202	20.952	25.654	21.071	285.6
16	1'33.888	26.168	20.931	25.716	21.073	285.5
17	1'33.785	26.132	20.932	25.743	20.978	285.4
18	1'33.864	26.111	21.012	25.749	20.992	284.7
19	1'34.224	26.253	21.010	25.876	21.085	284.9
20	1'33.913	26.195	21.015	25.634	21.069	284.9
21	1'34.160	26.288	21.008	25.805	21.059	284.8
22	1'34.118	26.156	21.047	25.887	21.028	284.6
23	1'33.823	26.091	21.017	25.673	21.042	284.2
24	1'34.001	26.132	21.056	25.801	21.012	285.1
25	1'33.940	26.175	21.017	25.734	21.014	285.0
26	1'33.722	26.041	21.118	25.646	20.917	285.1
27	1'33.903	26.090	20.979	25.826	21.008	285.5

5th **25** **Maverick VIÑALES** YAMAHA SPA
Movistar Yamaha MotoGP

Run #	1	Front Tyre	Slick-Medium	Rear Tyre	Slick-Medium	
		New Tyre		New Tyre		
1	1'39.870	31.762	21.509	25.464	21.135	293.9
2	1'34.018	26.198	21.192	25.514	21.114	291.7
3	1'33.781	26.188	21.150	25.378	21.065	290.9
4	1'34.089	26.235	21.011	25.865	20.978	286.4
5	1'34.496	26.203	21.158	26.077	21.058	287.9
6	1'33.855	26.201	21.119	25.546	20.989	289.8
7	1'34.077	26.159	21.114	25.780	21.024	289.6
8	1'34.069	26.246	21.183	25.630	21.010	290.0
9	1'33.985	26.291	21.030	25.620	21.044	289.3

6th **26** **Dani PEDROSA** HONDA SPA
Repsol Honda Team

Run #	1	Front Tyre	Slick-Hard	Rear Tyre	Slick-Medium	
		New Tyre		New Tyre		
1	1'40.999	32.617	21.515	25.645	21.222	293.7
2	1'34.085	26.261	21.289	25.560	20.975	291.8
3	1'33.826	26.199	21.148	25.479	21.000	294.0
4	1'33.721	26.050	21.149	25.534	20.988	294.5
5	1'34.043	26.075	21.190	25.699	21.079	290.4
6	1'33.771	26.143	21.138	25.449	21.041	293.5
7	1'34.154	26.285	21.213	25.599	21.057	292.2
8	1'33.994	26.167	21.169	25.626	21.032	292.8
9	1'33.977	26.254	21.126	25.469	21.128	293.1
10	1'33.802	26.226	21.067	25.502	21.007	291.8
11	1'33.689	26.142	21.158	25.465	20.924	292.4
12	1'34.024	26.203	21.244	25.513	21.064	291.6
13	1'33.791	26.132	21.148	25.523	20.988	291.8
14	1'33.881	26.040	21.177	25.654	21.010	292.7
15	1'34.023	26.152	21.164	25.666	21.041	290.8
16	1'33.821	26.081	21.121	25.575	21.044	291.3
17	1'34.101	26.122	21.152	25.687	21.140	290.7
18	1'33.896	26.205	21.055	25.549	21.087	289.9
19	1'33.946	26.147	21.141	25.592	21.066	291.0
20	1'34.089	26.084	21.222	25.715	21.068	291.1
21	1'33.882	26.150	21.090	25.586	21.056	291.4
22	1'34.023	26.208	21.091	25.643	21.081	291.6
23	1'33.678	26.107	21.109	25.484	20.978	291.7
24	1'33.707	26.103	21.098	25.507	20.999	291.0
25	1'33.608	26.049	21.097	25.440	21.022	292.7
26	1'34.300	26.584	21.137	25.486	21.093	292.2
27	1'34.003	26.216	21.109	25.529	21.149	291.8

Fastest Lap: Jorge LORENZO Ducati Team SPA **1'32.849** 25.959 20.723 25.361 20.806

These data/results cannot be reproduced, stored and/or transmitted in whole or in part by any manner of electronic, mechanical, photocopying, recording, broadcasting or otherwise now known or herein after developed without the previous express consent by the copyright owner, except for reproduction in daily press and regular printed publications on sale to the public within 60 days of the event related to those data/results and always provided that copyright symbol appears together as follows below.
© DORNA, 2018

Official MotoGP Timing by TISSOT
www.motogp.com



Race

MotoGP

Lap	Lap Time	T1	T2	T3	T4	Speed	Lap	Lap Time	T1	T2	T3	T4	Speed	
7th	46	Valentino ROSSI				YAMAHA	ITA	19	1'33.780	26.018	21.085	25.738	20.939	286.5
		Movistar Yamaha MotoGP						20	1'33.869	26.108	21.141	25.745	20.875	286.0
								21	1'33.808	26.164	21.093	25.652	20.899	287.0
								22	1'33.667	26.100	21.036	25.654	20.877	287.1
								23	1'33.604	26.040	21.053	25.686	20.825	286.9
								24	1'33.738	26.107	21.051	25.721	20.859	287.6
								25	1'34.311	26.287	21.244	25.836	20.944	287.0
								26	1'34.615	26.273	21.257	26.102	20.983	285.6
								27	1'34.924	26.367	21.272	26.148	21.137	284.8
Run #	1	Front Tyre	Slick-Medium	Rear Tyre	Slick-Medium									
			New Tyre		New Tyre									
1	1'40.366	32.203	21.307	25.812	21.044	293.3								
2	1'34.011	26.261	21.159	25.528	21.063	292.8								
3	1'34.021	26.249	21.053	25.746	20.973	290.8								
4	1'33.934	26.133	21.140	25.696	20.965	289.6								
5	1'34.567	26.211	21.028	26.331	20.997	289.3								
6	1'33.990	26.287	21.165	25.532	21.006	290.0								
7	1'34.153	26.259	21.163	25.673	21.058	288.9								
8	1'34.012	26.323	21.067	25.616	21.006	287.1								
9	1'33.898	26.158	21.131	25.629	20.980	289.7								
10	1'33.631	26.137	21.057	25.538	20.899	288.1								
11	1'33.706	26.226	21.147	25.432	20.901	289.8								
12	1'34.118	26.420	21.116	25.563	21.019	289.8								
13	1'34.363	26.408	21.197	25.717	21.041	287.7								
14	1'34.450	26.289	21.205	25.728	21.228	287.7								
15	1'34.186	26.216	21.276	25.626	21.068	287.8								
16	1'34.182	26.207	21.191	25.698	21.086	286.3								
17	1'33.987	26.189	21.184	25.474	21.140	286.7								
18	1'34.136	26.245	21.160	25.625	21.106	285.7								
19	1'34.169	26.246	21.170	25.643	21.110	286.4								
20	1'33.810	26.081	21.127	25.599	21.003	285.9								
21	1'33.873	26.180	21.151	25.518	21.024	286.2								
22	1'33.700	26.111	21.058	25.506	21.025	285.7								
23	1'33.635	26.112	21.066	25.503	20.954	287.1								
24	1'33.790	26.109	21.121	25.563	20.997	285.0								
25	1'33.713	26.126	21.130	25.411	21.046	287.0								
26	1'33.761	26.048	21.117	25.553	21.043	286.3								
27	1'34.350	26.200	21.246	25.633	21.271	287.4								
8th	29	Andrea IANNONE				SUZUKI	ITA	19	1'33.844	26.158	21.094	25.598	20.994	290.0
		Team SUZUKI ECSTAR						20	1'33.793	26.167	21.078	25.572	20.976	290.0
								21	1'33.716	26.168	21.048	25.472	21.028	290.4
								22	1'34.085	26.257	21.117	25.673	21.038	290.7
								23	1'34.161	26.271	21.132	25.792	20.966	286.8
								24	1'34.189	26.175	21.241	25.759	21.014	288.2
								25	1'34.386	26.222	21.165	25.920	21.079	289.8
								26	1'34.375	26.273	21.162	25.855	21.085	289.3
								27	1'34.817	26.294	21.344	25.920	21.259	289.0
Run #	1	Front Tyre	Slick-Medium	Rear Tyre	Slick-Soft									
			New Tyre		New Tyre									
1	1'41.490	32.995	21.500	25.874	21.121	290.6								
2	1'34.526	26.465	21.288	25.651	21.122	289.7								
3	1'33.939	26.104	21.152	25.783	20.900	287.5								
4	1'33.812	26.152	21.145	25.617	20.898	286.0								
5	1'34.171	26.195	21.123	25.839	21.014	289.1								
6	1'34.268	26.193	21.205	25.717	21.153	288.2								
7	1'33.840	26.153	21.067	25.702	20.918	285.1								
8	1'33.848	26.132	21.073	25.731	20.912	286.7								
9	1'33.589	26.094	21.003	25.579	20.913	287.0								
10	1'33.901	26.139	21.022	25.842	20.898	286.7								
11	1'34.180	26.206	21.265	25.782	20.927	285.8								
12	1'34.240	26.256	21.194	25.801	20.989	286.2								
13	1'34.112 *	26.249	21.140	25.744 *	20.979	286.5								
14	1'35.316	26.158	21.138	27.066	20.954	285.9								
15	1'34.057	26.180	21.247	25.736	20.894	285.4								
16	1'33.720	26.157	21.012	25.652	20.899	285.8								
17	1'33.943	26.226	21.067	25.729	20.921	286.0								
18	1'33.962	26.099	21.149	25.693	21.021	285.3								
10th	5	Johann ZARCO				YAMAHA	FRA	1	1'40.705	32.395	21.289	25.785	21.236	292.7
		Monster Yamaha Tech 3						2	1'35.444	26.414	21.009	26.974	21.047	286.7
								3	1'34.208	26.414	21.058	25.681	21.055	291.4
								4	1'34.170	26.370	21.173	25.631	20.996	289.5
								5	1'34.138	26.376	21.069	25.670	21.023	288.2
								6	1'34.190	26.265	21.136	25.683	21.106	287.8
								7	1'34.558	26.256	21.194	25.694	21.414	288.0
								8	1'34.391 *	26.445	21.182	25.698 *	21.066	289.0
Run #	1	Front Tyre	Slick-Soft	Rear Tyre	Slick-Soft									
			New Tyre		New Tyre									

Fastest Lap: Jorge LORENZO Ducati Team SPA **1'32.849** 25.959 20.723 25.361 20.806

These data/results cannot be reproduced, stored and/or transmitted in whole or in part by any manner of electronic, mechanical, photocopying, recording, broadcasting or otherwise now known or herein after developed without the previous express consent by the copyright owner, except for reproduction in daily press and regular printed publications on sale to the public within 60 days of the event related to those data/results and always provided that copyright symbol appears together as follows below.
© DORNA, 2018



Lap	Lap Time	T1	T2	T3	T4	Speed	Lap	Lap Time	T1	T2	T3	T4	Speed
9	1'34.412	26.304	21.194	25.822	21.092	289.2	Run # 1	Front Tyre	Slick-Hard	Rear Tyre	Slick-Medium		
									New Tyre		New Tyre		
10	1'34.547	26.330	21.235	25.814	21.168	289.6	1	1'41.350	32.882	21.508	25.763	21.197	287.8
11	1'34.280	26.262	21.253	25.734	21.031	284.8	2	1'34.079	26.469	21.082	25.599	20.929	282.2
12	1'34.190	26.426	21.162	25.574	21.028	286.7	3	1'33.620	26.128	21.126	25.489	20.877	287.6
13	1'33.953	26.172	21.154	25.602	21.025	287.3	4	1'33.959	26.085	21.121	25.649	21.104	286.7
14	1'33.979	26.196	21.223	25.545	21.015	288.2	5	1'34.751	26.113	21.390	26.242	21.006	280.3
15	1'33.996	26.163	21.196	25.568	21.069	289.0	6	1'34.624	26.200	21.206	25.690	21.528	281.0
16	1'34.230	26.270	21.159	25.725	21.076	286.7	7	1'34.474	26.325	21.234	25.826	21.089	283.7
17	1'34.185	26.309	21.129	25.679	21.068	288.0	8	1'34.427	26.283	21.184	25.897	21.063	283.7
18	1'34.452	26.369	21.209	25.741	21.133	286.9	9	1'34.678	26.234	21.286	26.044	21.114	283.6
19	1'34.503	26.406	21.197	25.784	21.116	286.4	10	1'34.611	26.293	21.150	26.032	21.136	284.1
20	1'34.276	26.317	21.233	25.663	21.063	286.3	11	1'34.275	26.272	21.232	25.760	21.011	284.8
21	1'34.297	26.230	21.212	25.628	21.227	286.0	12	1'35.081	26.909	21.282	25.765	21.125	284.0
22	1'34.531	26.274	21.220	25.803	21.234	281.6	13	1'35.051	26.893	21.224	25.778	21.156	282.8
23	1'34.560	26.298	21.399	25.830	21.033	286.1	14	1'34.578	26.429	21.223	25.832	21.094	282.9
24	1'34.240	26.252	21.150	25.718	21.120	286.0	15	1'34.322	26.327	21.201	25.775	21.019	282.5
25	1'34.030	26.145	21.192	25.626	21.067	287.2	16	1'34.363	26.381	21.176	25.782	21.024	283.6
26	1'34.334	26.199	21.151	25.873	21.111	287.8	17	1'34.514	26.315	21.233	25.842	21.124	281.4
27	1'34.186	26.193	21.155	25.632	21.206	287.4	18	1'34.794	26.338	21.137	26.142	21.177	280.8
11th 9 Danilo PETRUCCI DUCATI ITA							13th 30 Takaaki NAKAGAMI HONDA JPN						
Alma Pramac Racing							LCR Honda IDEMITSU						
Run #	1	Front Tyre	Slick-Medium	Rear Tyre	Slick-Medium		Run #	1	Front Tyre	Slick-Hard	Rear Tyre	Slick-Medium	
			New Tyre		New Tyre					New Tyre		New Tyre	
1	1'41.237	32.753	21.517	25.683	21.284	292.9	1	1'42.685	33.530	21.757	26.001	21.397	285.6
2	1'34.452	26.405	21.381	25.628	21.038	291.4	2	1'35.057	26.848	21.333	25.684	21.192	285.0
3	1'34.519	26.259	21.260	25.685	21.315	289.5	3	1'34.304	26.268	21.274	25.591	21.171	285.5
4	1'33.998	26.333	21.065	25.540	21.060	291.1	4	1'34.292	26.276	21.395	25.537	21.084	284.3
5	1'34.253	26.293	21.112	25.717	21.131	289.8	5	1'34.309	26.262	21.316	25.558	21.173	283.2
6	1'34.189	26.287	21.107	25.615	21.180	291.2	6	1'34.442	26.235	21.321	25.728	21.158	282.9
107	1'35.248	27.268	21.170	25.663	21.147	291.6	7	1'34.218	26.255	21.221	25.641	21.101	284.1
108	1'34.427	26.321	21.278	25.755	21.073	290.7	8	1'34.336	26.259	21.315	25.586	21.176	284.5
109	1'34.195	26.280	21.135	25.658	21.122	291.4	9	1'34.490	26.291	21.303	25.731	21.165	284.9
110	1'34.509	26.370	21.295	25.726	21.118	290.3	10	1'34.563	26.369	21.314	25.719	21.161	284.4
111	1'34.450	26.418	21.297	25.658	21.077	291.7	11	1'34.369	26.229	21.382	25.588	21.170	283.5
112	1'34.562	26.503	21.410	25.678	20.971	292.4	12	1'34.491	26.331	21.296	25.641	21.223	284.2
113	1'35.069	26.962	21.286	25.753	21.068	291.4	13	1'34.416	26.364	21.303	25.581	21.168	284.0
114	1'34.672	26.556	21.227	25.759	21.130	291.1	14	1'34.307	26.384	21.238	25.604	21.081	284.7
115	1'34.466	26.357	21.204	25.807	21.098	289.0	15	1'34.560	26.437	21.291	25.635	21.197	284.8
116	1'34.338	26.417	21.183	25.627	21.111	291.3	16	1'34.511	26.394	21.313	25.583	21.221	284.2
117	1'34.381	26.397	21.093	25.771	21.120	291.1	17	1'34.429	26.316	21.205	25.654	21.254	284.5
118	1'34.227	26.363	21.175	25.651	21.038	289.9	18	1'34.557	26.292	21.271	25.738	21.256	282.7
119	1'34.283	26.476	21.042	25.697	21.068	287.4	19	1'34.467	26.393	21.215	25.736	21.123	282.3
120	1'34.243	26.275	21.118	25.766	21.084	288.0	20	1'34.723	26.420	21.364	25.695	21.244	282.2
121	1'34.371	26.337	21.090	25.816	21.128	288.7	21	1'34.405	26.325	21.288	25.596	21.196	284.5
122	1'33.932	26.175	21.113	25.666	20.978	288.2	12th 21 Franco MORBIDELLI HONDA ITA						
123	1'34.047	26.220	21.191	25.563	21.073	288.9	EG 0,0 Marc VDS						
124	1'33.935	26.263	21.127	25.496	21.049	289.2							
125	1'33.666	26.111	21.066	25.480	21.009	290.0							
126	1'34.318	26.151	21.115	25.834	21.218	289.9							
127	1'35.037	26.386	21.285	25.906	21.460	289.1							

Fastest Lap: Jorge LORENZO Ducati Team SPA 1'32.849 25.959 20.723 25.361 20.806

These data/results cannot be reproduced, stored and/or transmitted in whole or in part by any manner of electronic, mechanical, photocopying, recording, broadcasting or otherwise now known or herein after developed without the previous express consent by the copyright owner, except for reproduction in daily press and regular printed publications on sale to the public within 60 days of the event related to those data/results and always provided that copyright symbol appears together as follows below.

© DORNA, 2018



Race

MotoGP

Lap	Lap Time	T1	T2	T3	T4	Speed	Lap	Lap Time	T1	T2	T3	T4	Speed
22	1'34.573	26.403	21.228	25.721	21.221	282.5	12	1'34.389	26.506	21.141	25.611	21.131	292.9
23	1'34.560	26.286	21.243	25.830	21.201	283.5	13	1'34.536	26.547	21.239	25.607	21.143	293.4
24	1'34.413	26.348	21.266	25.601	21.198	282.3	14	1'34.764	26.664	21.239	25.702	21.159	291.6
25	1'34.580	26.369	21.293	25.724	21.194	283.1	15	1'34.211	26.418	21.156	25.454	21.183	292.2
26	1'34.448	26.262	21.307	25.673	21.206	283.3	16	1'34.134	26.428	21.098	25.569	21.039	292.5
27	1'34.382	26.243	21.296	25.668	21.175	283.3	17	1'34.095	26.417	21.136	25.477	21.065	293.4

14th 41 **Alex ESPARGARO** APRILIA SPA
Aprilia Racing Team Gresini

Run #	1	Front Tyre	Slick-Medium	Rear Tyre	Slick-Soft	
		New Tyre		New Tyre		
1	1'42.701	33.703	21.699	26.057	21.242	290.3
2	1'34.449	26.541	21.155	25.747	21.006	288.6
3	1'34.222	26.348	21.147	25.699	21.028	288.2
4	1'34.006	26.244	21.112	25.676	20.974	288.8
5	1'33.968	26.221	21.109	25.673	20.965	290.0
6	1'34.012	26.338	21.050	25.681	20.943	289.8
7	1'35.184	26.952	21.180	25.943	21.109	289.8
8	1'34.523	26.380	21.203	25.864	21.076	288.8
9	1'34.761	26.517	21.135	26.025	21.084	287.7
10	1'35.230 *	26.391	21.153	26.378*	21.308	287.3
11	1'34.661	26.592	21.189	25.798	21.082	289.8
12	1'34.513	26.507	21.126	25.804	21.076	288.3
13	1'34.687	26.563	21.141	25.839	21.144	286.7
14	1'34.445	26.407	21.134	25.719	21.185	288.1
15	1'34.326	26.337	21.062	25.879	21.048	288.6
16	1'34.374	26.415	21.064	25.769	21.126	287.7
17	1'34.293	26.384	21.170	25.695	21.044	287.4
18	1'34.345	26.348	21.068	25.817	21.112	288.7
19	1'34.712	26.629	21.173	25.825	21.085	289.6
20	1'34.455	26.395	21.167	25.737	21.156	290.0
21	1'34.536	26.468	21.182	25.755	21.131	287.5
22	1'34.611	26.515	21.188	25.776	21.132	289.0
23	1'34.622	26.430	21.189	25.892	21.111	287.6
24	1'34.590	26.434	21.276	25.780	21.100	286.9
25	1'34.320	26.372	21.166	25.651	21.131	289.0
26	1'35.388	26.540	21.523	26.080	21.245	286.4
27	1'35.178	26.566	21.352	25.945	21.315	286.8

15th 51 **Michele PIRRO** DUCATI ITA
Ducati Team

Run #	1	Front Tyre	Slick-Medium	Rear Tyre	Slick-Soft	
		New Tyre		New Tyre		
1	1'43.591	34.132	22.074	26.009	21.376	288.5
2	1'35.334	27.270	21.265	25.727	21.072	290.5
3	1'34.893	26.655	21.233	25.869	21.136	289.2
4	1'34.451	26.632	21.154	25.588	21.077	289.6
5	1'34.138	26.316	21.123	25.633	21.066	289.7
6	1'34.030	26.310	21.114	25.549	21.057	291.1
7	1'34.256	26.346	21.402	25.512	20.996	292.0
8	1'34.120	26.375	21.138	25.551	21.056	292.6
9	1'34.479	26.465	21.211	25.705	21.098	292.1
10	1'34.487	26.524	21.174	25.572	21.217	292.8
11	1'34.698	26.891	21.199	25.525	21.083	291.8

16th 38 **Bradley SMITH** KTM GBR
Red Bull KTM Factory Racing

Run #	1	Front Tyre	Slick-Medium	Rear Tyre	Slick-Soft	
		New Tyre		New Tyre		
1	1'43.145	33.834	21.962	25.963	21.386	287.6
2	1'34.717	26.643	21.348	25.673	21.053	287.4
3	1'34.304	26.498	21.193	25.547	21.066	289.3
4	1'34.344	26.434	21.260	25.631	21.019	286.8
5	1'34.368	26.416	21.244	25.555	21.153	286.7
6	1'34.384	26.399	21.179	25.665	21.141	288.3
7	1'34.517	26.522	21.213	25.658	21.124	288.1
8	1'34.527	26.471	21.248	25.664	21.144	287.8
9	1'34.420 *	26.385	21.230	25.747*	21.058	288.6
10	1'34.653	26.462	21.240	25.779	21.172	286.0
11	1'34.678	26.553	21.226	25.687	21.212	288.5
12	1'34.543	26.551	21.256	25.631	21.105	287.0
13	1'34.526	26.518	21.283	25.605	21.120	287.0
14	1'35.941	27.147	21.728	25.863	21.203	288.2
15	1'35.336	26.744	21.434	25.917	21.241	285.2
16	1'35.003	26.542	21.348	25.843	21.270	284.4
17	1'35.014	26.695	21.266	25.793	21.260	285.1
18	1'35.587	26.687	21.303	25.949	21.648	283.8
19	1'35.304	26.675	21.316	26.013	21.300	282.5
20	1'35.062	26.614	21.329	25.745	21.374	284.5
21	1'35.214	26.664	21.270	25.956	21.324	283.1
22	1'35.599	26.699	21.265	26.240	21.395	273.1
23	1'35.412	26.749	21.395	25.946	21.322	283.7
24	1'35.461	26.650	21.286	26.027	21.498	284.9
25	1'35.217	26.660	21.304	25.887	21.366	284.8
26	1'35.489	26.620	21.269	26.182	21.418	282.0
27	1'35.161	26.632	21.220	25.951	21.358	285.4

17th 99 **Jorge LORENZO** DUCATI SPA
Ducati Team

Run #	1	Front Tyre	Slick-Medium	Rear Tyre	Slick-Medium	
		New Tyre		New Tyre		
1	1'38.600	30.889	21.091	25.591	21.029	287.0

Fastest Lap: Jorge LORENZO Ducati Team SPA 1'32.849 25.959 20.723 25.361 20.806

These data/results cannot be reproduced, stored and/or transmitted in whole or in part by any manner of electronic, mechanical, photocopying, recording, broadcasting or otherwise now known or herein after developed without the previous express consent by the copyright owner, except for reproduction in daily press and regular printed publications on sale to the public within 60 days of the event related to those data/results and always provided that copyright symbol appears together as follows below.
© DORNA, 2018



Race

MotoGP

Lap	Lap Time	T1	T2	T3	T4	Speed	Lap	Lap Time	T1	T2	T3	T4	Speed
2	1'33.644	26.035	21.003	25.587	21.019	286.8	25	1'34.502	26.461	21.160	25.853	21.028	283.3
3	1'33.614	26.069	20.892	25.586	21.067	288.9	26	1'34.325	26.297	21.071	25.708	21.249	284.2
4	1'33.389	26.022	20.838	25.518	21.011	287.0	27	1'35.025	26.587	21.160	25.900	21.378	283.0
5	1'33.456	26.012	20.968	25.487	20.989	285.5							
6	1'33.638	25.983	21.172	25.485	20.998	290.8							
7	1'33.343	25.982	20.911	25.425	21.025	290.5							
8	1'33.473	26.079	20.865	25.513	21.016	288.7							
9	1'33.125	25.983	20.830	25.395	20.917	289.7							
10	1'33.098	26.002	20.775	25.385	20.936	289.6							
11	1'33.575 *	26.061	20.838	25.784*	20.892	289.0							
12	1'33.237	25.982	20.849	25.422	20.984	289.0							
13	1'33.257	26.051	20.891	25.420	20.895	288.0							
14	1'33.580	26.042	20.872	25.416	21.250	289.2							
15	1'33.440	26.132	20.984	25.550	20.774	292.1							
16	1'33.403	26.012	20.989	25.554	20.848	288.5							
17	1'33.551	26.129	20.818	25.719	20.885	289.5							
18	1'33.397	25.968	21.053	25.454	20.922	289.4							
19	1'33.162	26.019	20.859	25.388	20.896	289.3							
20	1'33.325	26.068	20.849	25.451	20.957	287.6							
21	1'33.239	26.079	20.845	25.458	20.857	287.5							
22	1'33.284	25.950	20.946	25.425	20.963	287.4							
23	1'32.849	25.959	20.723	25.361	20.806	288.0							
24	1'32.965	25.941	20.772	25.387	20.865	288.1							
25	1'32.926	25.997	20.750	25.373	20.806	288.6							
26	2'18.116	25.958	20.071	28.044	22.043	272.7							
27	1'35.354	27.186	21.453	25.542	21.173	287.3							

19th 55 Hafizh SYHRIN
Monster Yamaha Tech 3
YAMAHA MAL

18th 43 Jack MILLER
Alma Pramac Racing
DUCATI AUS

Run #	1	Front Tyre	Slick-Medium	Rear Tyre	Slick-Medium	
		New Tyre		New Tyre		
1	1'39.330	31.268	21.265	25.769	21.028	284.1
2	1'34.169	26.191	21.072	25.484	21.422	285.7
3	1'53.279	26.044	21.025	25.408	40.802	287.3
4	1'37.253	28.441	21.639	25.906	21.267	283.3
5	1'35.191	26.596	21.189	25.880	21.526	282.1
6	1'34.695	26.482	21.109	25.855	21.249	282.3
7	1'34.487	26.443	21.066	25.872	21.106	282.4
8	1'34.452	26.564	21.058	25.677	21.153	283.0
9	1'34.382	26.289	21.101	25.840	21.152	284.2
10	1'34.375	26.553	21.130	25.689	21.003	282.6
11	1'34.294	26.401	21.223	25.703	20.967	283.9
12	1'34.824	26.375	20.956	26.445	21.048	284.8
13	1'34.376	26.449	21.076	25.776	21.075	283.3
14	1'35.182	26.268	21.114	26.421	21.379	282.8
15	1'34.853	26.482	21.057	26.137	21.177	283.3
16	1'34.240	26.345	21.118	25.783	20.994	281.8
17	1'34.350	26.346	21.249	25.656	21.099	283.6
18	1'34.235	26.434	21.008	25.609	21.184	283.6
19	1'34.087	26.457	21.029	25.581	21.020	283.8
20	1'34.218	26.327	21.134	25.610	21.147	284.2
21	1'34.238	26.455	20.989	25.808	20.986	283.6
22	1'33.808	26.224	20.971	25.693	20.920	283.7
23	1'33.920	26.290	21.038	25.658	20.934	283.6
24	1'33.929 *	26.248	21.034	25.644*	21.003	286.1

Run #	1	Front Tyre	Slick-Medium	Rear Tyre	Slick-Soft	
		New Tyre		New Tyre		
1	1'44.870	34.679	22.479	26.327	21.385	289.9
2	1'36.277	27.222	21.524	26.101	21.430	280.4
3	1'35.068	26.608	21.372	25.858	21.230	286.1
4	1'34.754	26.617	21.226	25.794	21.117	285.6
5	1'35.178	26.815	21.341	25.788	21.234	283.3
6	1'34.592	26.235	21.223	25.830	21.304	283.5
7	1'34.731	26.424	21.287	25.774	21.246	282.5
8	1'34.393	26.181	21.279	25.728	21.205	283.9
9	1'34.775	26.276	21.369	25.815	21.315	284.2
10	1'35.088	26.502	21.279	25.955	21.352	283.6
11	1'35.234	26.562	21.399	25.951	21.322	282.0
12	1'35.050	26.472	21.369	25.845	21.364	283.0
13	1'34.958	26.518	21.295	25.867	21.278	282.5
14	1'34.957	26.408	21.320	25.961	21.268	283.2
15	1'35.104	26.544	21.371	25.837	21.352	283.1
16	1'35.175	26.598	21.363	25.871	21.343	283.0
17	1'34.886	26.374	21.386	25.770	21.356	282.6
18	1'35.148	26.468	21.455	25.867	21.358	282.2
19	1'35.211	26.572	21.344	25.856	21.439	281.3
20	1'35.184	26.578	21.374	25.841	21.391	282.5
21	1'35.189	26.496	21.428	25.927	21.338	282.5
22	1'35.218	26.563	21.366	25.975	21.314	281.9
23	1'35.408	26.569	21.404	25.972	21.463	281.6
24	1'35.298	26.599	21.338	25.982	21.379	281.6
25	1'35.559	26.719	21.594	25.941	21.305	285.9
26	1'35.967	26.734	21.550	26.154	21.529	281.9
27	1'37.322	27.195	21.781	26.392	21.954	280.2

20th 17 Karel ABRAHAM
Angel Nieto Team
DUCATI CZE

Run #	1	Front Tyre	Slick-Medium	Rear Tyre	Slick-Soft	
		New Tyre		New Tyre		
1	1'44.598	34.378	22.399	26.254	21.567	288.4
2	1'35.744	26.840	21.770	25.652	21.482	287.5
3	1'35.719	26.683	21.481	26.126	21.429	286.0
4	1'35.541	26.628	21.694	25.835	21.384	288.6
5	1'36.356	27.575	21.628	25.820	21.333	287.3
6	1'35.593	26.609	21.542	25.932	21.510	285.4
7	1'35.529	26.573	21.641	25.911	21.404	285.9
8	1'35.476	26.552	21.592	25.896	21.436	286.0
9	1'35.298	26.546	21.560	25.758	21.434	285.7
10	1'35.478	26.639	21.523	25.819	21.497	284.8
11	1'35.188	26.557	21.484	25.794	21.353	285.7
12	1'34.898	26.455	21.500	25.571	21.372	286.2
13	1'35.274	26.662	21.473	25.731	21.408	285.3
14	1'34.860	26.491	21.469	25.621	21.279	286.7

Fastest Lap: Jorge LORENZO Ducati Team SPA **1'32.849** 25.959 20.723 25.361 20.806

These data/results cannot be reproduced, stored and/or transmitted in whole or in part by any manner of electronic, mechanical, photocopying, recording, broadcasting or otherwise now known or herein after developed without the previous express consent by the copyright owner, except for reproduction in daily press and regular printed publications on sale to the public within 60 days of the event related to those data/results and always provided that copyright symbol appears together as follows below.
© DORNA, 2018



Race

MotoGP

Lap	Lap Time	T1	T2	T3	T4	Speed	Lap	Lap Time	T1	T2	T3	T4	Speed
15	1'34.951	26.529	21.471	25.649	21.302	285.2	5	1'35.736	26.637	21.485	26.224	21.390	279.8
16	1'35.050	26.501	21.414	25.738	21.397	284.8	6	1'35.559	26.553	21.362	26.098	21.546	283.5
17	1'34.955	26.476	21.427	25.728	21.324	285.8	7	1'35.650	26.632	21.520	26.130	21.368	281.3
18	1'35.178 *	26.434	21.524*	25.642	21.578	286.7	8	1'35.740	26.651	21.519	26.121	21.449	281.1
19	1'35.257	26.620	21.443	25.760	21.434	286.1	9	1'35.745	26.500	21.472	26.299	21.474	279.6
20	1'35.267	26.502	21.509	25.778	21.478	284.8	10	1'35.413	26.517	21.439	26.125	21.332	280.4
21	1'35.626	26.965	21.574	25.736	21.351	287.2	11	1'35.423	26.488	21.459	26.101	21.375	281.2
22	1'35.595	26.603	21.572	25.926	21.494	285.9	12	1'35.640	26.552	21.432	26.188	21.468	279.9
23	1'36.223	26.689	21.556	26.317	21.661	284.2	13	1'35.558	26.576	21.426	26.159	21.397	281.0
24	1'35.918	26.758	21.660	25.915	21.585	285.4	14	1'36.145 *	26.674	21.603	26.394*	21.474	280.8
25	1'36.245	26.837	21.762	26.060	21.586	284.2	15	1'35.973 *	26.862	21.433	26.183*	21.495	282.6
26	1'35.648	26.707	21.613	25.808	21.520	285.2	16	1'36.052	26.670	21.766	26.175	21.441	281.0
27	1'36.216	26.667	21.597	26.013	21.939	285.4	17	1'35.507	26.538	21.405	26.115	21.449	281.1

21st 45 **Scott REDDING** APRILIA GBR
Aprilia Racing Team Gresini

Run #	1	Front Tyre	Slick-Medium	Rear Tyre	Slick-Soft	
			New Tyre		New Tyre	
1	1'43.795	34.318	22.208	25.934	21.335	284.9
2	1'34.991	26.718	21.444	25.684	21.145	286.3
3	1'35.298	26.614	21.601	25.896	21.187	286.3
4	1'36.834	27.020	22.248	25.830	21.736	281.3
5	1'35.932	27.142	21.426	25.992	21.372	282.5
6	1'38.374 *	27.016	21.564	27.744*	22.050	281.3
7	1'35.579	26.833	21.485	25.949	21.312	281.9
8	1'35.773	26.642	21.507	26.118	21.506	281.7
9	1'38.970	26.779	22.761	26.674	22.756	278.0
10	1'36.578	27.090	22.447	25.786	21.255	281.5
11	1'38.119	27.741	22.182	26.336	21.860	277.9
12	1'36.436	27.584	21.578	25.942	21.332	281.8
13	1'35.679	26.560	21.560	25.849	21.710	280.5
14	1'35.946	26.713	21.529	26.166	21.538	277.0
15	1'35.634	26.610	21.464	26.093	21.467	278.5
16	1'35.542	26.562	21.458	26.046	21.476	279.2
17	1'35.335	26.553	21.453	25.910	21.419	279.5
18	1'35.312	26.571	21.510	25.891	21.340	280.4
19	1'34.711	26.436	21.397	25.730	21.148	281.9
20	1'34.788	26.340	21.401	25.862	21.185	280.1
21	1'34.459	26.362	21.257	25.643	21.197	282.5
22	1'34.857	26.422	21.290	25.877	21.268	283.1
23	1'35.075	26.669	21.498	25.666	21.242	281.5
24	1'35.353	26.564	21.486	26.083	21.220	282.5
25	1'34.671	26.249	21.250	25.803	21.369	282.7
26	1'34.983	26.444	21.343	25.877	21.319	281.6
27	1'35.877	26.490	21.463	26.040	21.884	281.9

22nd 12 **Thomas LUTHI** HONDA SWI
EG 0,0 Marc VDS

Run #	1	Front Tyre	Slick-Medium	Rear Tyre	Slick-Medium	
			New Tyre		New Tyre	
1	1'44.414	34.214	22.194	26.335	21.671	278.1
2	1'36.700	27.240	21.767	26.128	21.565	285.7
3	1'36.584 *	26.917	21.511	26.643*	21.513	284.5
4	1'35.956	26.767	21.424	26.284	21.481	281.8

23rd 23 **Christophe PONSSON** DUCATI FRA
Reale Avintia Racing

Run #	1	Front Tyre	Slick-Soft	Rear Tyre	Slick-Soft	
			New Tyre		New Tyre	
1	1'46.284	34.867	22.482	27.034	21.901	285.5
2	1'38.011	27.371	21.784	27.045	21.811	282.1
3	1'38.259	27.276	21.846	27.130	22.007	281.1
4	1'38.488	27.245	22.081	27.142	22.020	278.0
5	1'38.443	27.279	21.932	27.257	21.975	277.2
6	1'37.606	27.158	21.581	26.965	21.902	279.6
7	1'38.308	27.267	21.962	27.155	21.924	274.9
8	1'38.318	27.354	21.921	27.162	21.881	278.1
9	1'38.443	27.424	21.865	27.146	22.008	281.1
10	1'37.887	27.160	21.809	27.025	21.893	278.8
11	1'37.923	27.275	21.879	27.016	21.753	278.1
12	1'37.900 *	27.106	21.767	27.109*	21.918	278.7
13	1'37.584	27.076	21.866	26.833	21.809	281.3
14	1'38.061	27.313	21.822	27.201	21.725	279.6
15	1'37.375	26.964	21.799	26.744	21.868	279.7
16	1'37.619	27.002	21.680	27.110	21.827	279.9
17	1'37.825	27.055	21.866	27.080	21.824	275.2
18	1'38.005	27.295	21.829	27.018	21.863	278.5
19	1'42.046	27.252	21.800	27.588	25.406	275.1
20	1'38.937	28.205	21.905	26.918	21.909	282.3
21	1'45.727	27.157	22.168	34.499	21.903	200.0
22	1'45.680	27.544	23.375	32.869	21.892	164.5
23	1'37.643	27.330	21.729	26.865	21.719	280.3
24	1'37.889	27.308	21.858	26.881	21.842	279.1
25	1'45.045 *	29.518*	22.999	30.588	21.940	175.4
26	1'37.690	27.253	21.642	26.862	21.933	282.0

Fastest Lap: Jorge LORENZO Ducati Team SPA 1'32.849 25.959 20.723 25.361 20.806

These data/results cannot be reproduced, stored and/or transmitted in whole or in part by any manner of electronic, mechanical, photocopying, recording, broadcasting or otherwise now known or herein after developed without the previous express consent by the copyright owner, except for reproduction in daily press and regular printed publications on sale to the public within 60 days of the event related to those data/results and always provided that copyright symbol appears together as follows below.
© DORNA, 2018

Official MotoGP Timing by TISSOT
www.motogp.com



Misano Adriatico, Sunday, September 09, 2018 Page 7 of 8

Lap	Lap Time	T1	T2	T3	T4	Speed	Lap	Lap Time	T1	T2	T3	T4	Speed
24th	6	Stefan BRADL		HONDA		GER	HRC Honda Team						

Run #	1	Front Tyre	Slick-Hard	Rear Tyre	Slick-Hard	
		New Tyre		New Tyre		
1	1'43.064	33.753	21.909	25.967	21.435	292.6
2	1'35.112	26.866	21.367	25.737	21.142	294.5
3	1'34.458	26.427	21.186	25.670	21.175	293.0
4	1'34.372	26.295	21.325	25.613	21.139	293.4
5	1'34.246	26.197	21.210	25.680	21.159	292.6
6	1'34.180	26.310	21.152	25.584	21.134	294.1
7	1'34.590	26.506	21.266	25.608	21.210	294.1
8	1'34.569	26.534	21.224	25.644	21.167	292.6
9	1'34.453	26.314	21.201	25.762	21.176	292.2
10	1'34.556	26.431	21.219	25.686	21.220	292.1
11	1'35.343	27.236	21.273	25.634	21.200	293.0
12	1'34.430	26.341	21.282	25.653	21.154	292.6
13	1'34.405	26.378	21.217	25.668	21.142	293.5
14	1'34.968	26.627	21.461	25.695	21.185	292.3
15	1'34.098	26.320	21.130	25.476	21.172	292.5
16	1'34.453	26.272	21.260	25.678	21.243	291.4
17	1'34.199	26.327	21.121	25.587	21.164	293.0

25th	44	Po ESPARGARO		KTM	SPA
Red Bull KTM Factory Racing					

Run #	1	Front Tyre	Slick-Medium	Rear Tyre	Slick-Soft	
		New Tyre		New Tyre		
1	1'43.459	33.939	22.003	26.113	21.404	288.4
2	1'35.040	26.665	21.436	25.898	21.041	291.9
3	1'35.134	26.559	21.218	26.237	21.120	288.8
4	1'35.416	27.051	21.351	25.941	21.073	289.1
5	1'34.990	26.670	21.314	25.909	21.097	286.2
6	1'35.027	26.551	21.170	26.081	21.225	287.7
7	1'34.974	26.479	21.318	25.931	21.246	287.1
8	1'35.014	26.497	21.302	25.957	21.258	286.7
9	1'35.354	26.568	21.347	26.145	21.294	285.5
10	1'35.130	26.568	21.281	25.887	21.394	285.1
11	1'35.685	26.609	21.312	26.420	21.344	288.0
12	1'35.205	26.603	21.448	25.890	21.264	289.6
13	1'35.220	26.695	21.255	26.049	21.221	288.2
14	1'35.182	26.632	21.327	25.890	21.333	288.5
15	1'35.202	26.644	21.385	25.911	21.262	287.8
16	1'35.161	26.661	21.270	25.916	21.314	288.0
17	1'35.532 *	26.683	21.424	26.037*	21.388	286.9
	PIT	26.964	21.596	27.616	20.639	279.2

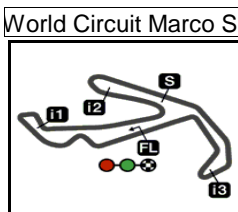
26th	10	Xavier SIMEON		DUCATI	BEL
Reale Avintia Racing					

Run #	1	Front Tyre	Slick-Medium	Rear Tyre	Slick-Soft	
		New Tyre		New Tyre		
1	1'44.751	34.466	22.449	26.384	21.452	287.3
2	1'36.547	27.193	21.899	26.180	21.275	284.5
	PIT	43.278	23.489	28.077	17.982	264.3

Fastest Lap: Jorge LORENZO Ducati Team SPA **1'32.849** 25.959 20.723 25.361 20.806

These data/results cannot be reproduced, stored and/or transmitted in whole or in part by any manner of electronic, mechanical, photocopying, recording, broadcasting or otherwise now known or herein after developed without the previous express consent by the copyright owner, except for reproduction in daily press and regular printed publications on sale to the public within 60 days of the event related to those data/results and always provided that copyright symbol appears together as follows below.
© DORNA, 2018





4226 m.

GP OCTO DI SAN MARINO E DELLA RIVIERA DI RIMINI

Race

Analysis by Lap

35

Num Lap Time Gap

Lap 1		Lap 2		Lap 3		Lap 4		Lap 5		Lap 6		Lap 7		Lap 8		Lap 9		Lap 10		Lap 11	
99	1'38.600	99	1'33.644	99	1'33.614	99	1'33.389	99	1'33.456	99	1'33.347	99	1'33.343	99	1'32.678	99	1'33.125	99	1'33.288		
4	1'39.052 0.452	4	1'33.389 0.197	4	1'33.527 0.110	4	1'33.375 0.096	4	1'33.458 0.098	4	1'33.343 0.312	4	1'33.343 0.312	4	1'33.125 0.761	4	1'33.293 1.069	4	1'33.575 1.110		
43	1'39.330 0.730	43	1'34.169 1.255	4	1'33.527 0.110	4	1'33.375 0.096	4	1'33.458 0.098	99	1'33.326 0.462	99	1'33.293 1.069	99	1'33.293 1.069	99	1'33.293 1.069	43	1'33.485 1.348		
93	1'39.576 0.976	43	1'34.018 1.644	43	1'34.870 6.270	93	1'33.307 0.695	46	1'33.934 3.085	93	1'33.299 0.553	93	1'33.466 4.255	93	1'33.466 4.255	93	1'33.466 4.255	93	1'33.258 4.407		
25	1'39.870 1.270	25	1'34.018 1.644	25	1'34.870 6.270	42	1'33.762 2.232	26	1'33.721 3.384	42	1'33.624 2.488	42	1'33.746 2.887	42	1'33.869 4.576	42	1'33.869 4.576	42	1'33.724 5.529		
42	1'39.982 1.382	42	1'34.003 1.741	42	1'34.870 6.270	25	1'34.089 2.511	21	1'33.959 3.761	35	1'33.342 3.141	35	1'33.648 3.442	35	1'33.985 6.719	35	1'33.985 6.719	25	1'33.910 7.991		
35	1'40.216 1.616	35	1'33.971 1.943	35	1'34.870 6.270	35	1'33.857 2.687	9	1'33.998 4.959	46	1'34.021 2.540	46	1'34.154 5.227	46	1'33.977 7.049	46	1'33.977 7.049	35	1'35.234 23.115		
5	1'40.705 2.105	5	1'34.011 2.133	5	1'34.870 6.270	46	1'34.089 2.511	5	1'34.170 5.280	19	1'34.104 6.154	19	1'34.117 6.949	19	1'34.117 6.949	19	1'34.117 6.949	5	1'35.685 23.378		
26	1'40.999 2.399	26	1'34.085 2.840	26	1'34.870 6.270	46	1'34.089 2.511	19	1'34.116 5.506	41	1'34.104 6.154	41	1'34.117 6.949	41	1'34.117 6.949	41	1'34.117 6.949	26	1'35.188 28.675		
9	1'41.237 2.637	9	1'34.079 3.185	9	1'34.870 6.270	46	1'34.089 2.511	41	1'34.006 6.131	30	1'34.104 6.154	30	1'34.142 9.064	30	1'34.142 9.064	30	1'34.142 9.064	9	1'35.423 31.075		
21	1'41.350 2.750	21	1'34.079 3.185	21	1'34.870 6.270	46	1'34.089 2.511	30	1'34.292 7.091	38	1'34.104 6.154	38	1'34.384 9.237	38	1'34.384 9.237	38	1'34.384 9.237	21	1'35.478 26.775		
29	1'41.490 2.890	29	1'34.079 3.185	29	1'34.870 6.270	46	1'34.089 2.511	29	1'33.812 4.520	21	1'34.104 6.154	21	1'34.442 9.064	21	1'34.442 9.064	21	1'34.442 9.064	12	1'35.413 28.940		
19	1'41.951 3.351	19	1'34.079 3.185	19	1'34.870 6.270	46	1'34.089 2.511	9	1'33.998 4.959	9	1'34.189 6.623	9	1'34.189 6.623	9	1'34.189 6.623	9	1'34.189 6.623	43	1'34.375 33.056		
30	1'42.685 4.085	30	1'34.079 3.185	30	1'34.870 6.270	46	1'34.089 2.511	5	1'34.190 6.830	42	1'34.104 6.154	42	1'34.442 9.064	42	1'34.442 9.064	42	1'34.442 9.064	43	1'34.382 31.717		
41	1'42.701 4.101	41	1'34.079 3.185	41	1'34.870 6.270	46	1'34.089 2.511	5	1'34.190 6.830	42	1'34.104 6.154	42	1'34.442 9.064	42	1'34.442 9.064	42	1'34.442 9.064	23	1'38.443 46.639		
6	1'43.064 4.464	6	1'34.079 3.185	6	1'34.870 6.270	46	1'34.089 2.511	5	1'34.190 6.830	38	1'34.104 6.154	38	1'34.384 9.237	38	1'34.384 9.237	38	1'34.384 9.237				
38	1'43.145 4.545	38	1'34.079 3.185	38	1'34.870 6.270	46	1'34.089 2.511	5	1'34.190 6.830	6	1'34.104 6.154	6	1'34.384 9.237	6	1'34.384 9.237	6	1'34.384 9.237				
44	1'43.459 4.859	44	1'34.079 3.185	44	1'34.870 6.270	46	1'34.089 2.511	5	1'34.190 6.830	6	1'34.104 6.154	6	1'34.384 9.237	6	1'34.384 9.237	6	1'34.384 9.237				
51	1'43.591 4.991	51	1'34.079 3.185	51	1'34.870 6.270	46	1'34.089 2.511	5	1'34.190 6.830	6	1'34.104 6.154	6	1'34.384 9.237	6	1'34.384 9.237	6	1'34.384 9.237				
45	1'43.795 5.195	45	1'34.079 3.185	45	1'34.870 6.270	46	1'34.089 2.511	5	1'34.190 6.830	6	1'34.104 6.154	6	1'34.384 9.237	6	1'34.384 9.237	6	1'34.384 9.237				
12	1'44.414 5.814	12	1'34.079 3.185	12	1'34.870 6.270	46	1'34.089 2.511	5	1'34.190 6.830	6	1'34.104 6.154	6	1'34.384 9.237	6	1'34.384 9.237	6	1'34.384 9.237				
17	1'44.598 5.998	17	1'34.079 3.185	17	1'34.870 6.270	46	1'34.089 2.511	5	1'34.190 6.830	6	1'34.104 6.154	6	1'34.384 9.237	6	1'34.384 9.237	6	1'34.384 9.237				
10	1'44.751 6.151	10	1'34.079 3.185	10	1'34.870 6.270	46	1'34.089 2.511	5	1'34.190 6.830	6	1'34.104 6.154	6	1'34.384 9.237	6	1'34.384 9.237	6	1'34.384 9.237				
55	1'44.870 6.270	55	1'34.079 3.185	55	1'34.870 6.270	46	1'34.089 2.511	5	1'34.190 6.830	6	1'34.104 6.154	6	1'34.384 9.237	6	1'34.384 9.237	6	1'34.384 9.237				
23	1'46.284 7.684	23	1'34.079 3.185	23	1'34.870 6.270	46	1'34.089 2.511	5	1'34.190 6.830	6	1'34.104 6.154	6	1'34.384 9.237	6	1'34.384 9.237	6	1'34.384 9.237				

Lapped rider

These data/results cannot be reproduced, stored and/or transmitted in whole or in part by any manner of electronic, mechanical, photocopying, recording, broadcasting or otherwise now known or herein after developed without the previous express consent by the copyright owner, except for reproduction in daily press and regular printed publications on sale to the public within 60 days of the event related to those data/results and always provided that copyright symbol appears together as follows below.

© DORNA, 2018



Num Lap Time Gap

9	1'33.666	28.523
21	1'34.412	31.725
30	1'34.580	32.911
41	1'34.320	33.400
51	1'34.489	34.902
38	1'35.217	44.130
43	1'34.502	49.523
55	1'35.559	50.159
17	1'36.245	58.671
45	1'34.671	1'06.895
12	1'35.903	1'08.573
23	1'45.045	2'28.160

Lap 26

4	1'33.312	
93	1'33.579	2.071
35	1'33.898	7.119
42	1'33.722	15.752
25	1'33.797	16.655
26	1'34.300	18.373
46	1'33.761	19.704
29	1'34.615	21.848
19	1'34.375	24.070
5	1'34.334	28.341
9	1'34.318	29.529
21	1'34.775	33.188
30	1'34.448	34.047
41	1'35.388	35.476
51	1'34.600	36.190
99	2'18.116	46.228
38	1'35.489	46.307
43	1'34.325	50.536
55	1'35.967	52.814
17	1'35.648	1'01.007
45	1'34.983	1'08.566
12	1'36.154	1'11.415
23	1'37.690	2'32.538

Lap 27

4	1'34.968	
93	1'35.719	2.822
35	1'35.118	7.269
42	1'33.903	14.687
25	1'34.329	16.016
26	1'34.003	17.408
46	1'34.350	19.086
29	1'34.924	21.804
19	1'34.817	23.919
5	1'34.186	27.559
9	1'35.037	29.598
21	1'34.721	32.941
30	1'34.382	33.461
41	1'35.178	35.686
51	1'34.590	35.812
38	1'35.161	46.500
99	1'35.354	46.614
43	1'35.025	50.593
55	1'37.322	55.168
17	1'36.216	1'02.255
45	1'35.877	1'09.475
12	1'36.161	1'12.608

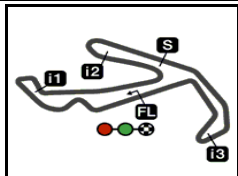
Lapped rider

These data/results cannot be reproduced, stored and/or transmitted in whole or in part by any manner of electronic, mechanical, photocopying, recording, broadcasting or otherwise now known or herein after developed without the previous express consent by the copyright owner, except for reproduction in daily press and regular printed publications on sale to the public within 60 days of the event related to those data/results and always provided that copyright symbol appears together as follows below.

© DORNA, 2018

Official MotoGP Timing by **TISSOT**
www.motogp.com





4226 m.

GP OCTO DI SAN MARINO E DELLA RIVIERA DI RIMINI

MotoGP™

2018 Rookie of the Year Classification

36

Rider	Nation	Points	Leader Previous	QAT	ARG	AME	SPA	FRA	ITA	CAT	NED	GER	CZE	AUT	GBR	RSM	ARA	THA	JPN	AUS	MAL	VAL	
1 MORBIDELLI Franc	ITA	26		4	2	-	7	3	1	2	-	-	3	-	-	4							
2 SYHRIN Hafizh	MAL	24	2	2	2	7	-	4	4	-	-	5	2	-	-	-							
3 NAKAGAMI Takaaki	JPN	14	12	10	-	3	2	4	1	-	-	-	-	1	-	3							

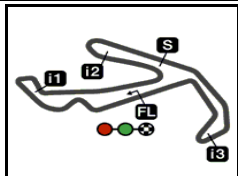
These data/results cannot be reproduced, stored and/or transmitted in whole or in part by any manner of electronic, mechanical, photocopying, recording, broadcasting or otherwise now known or herein after developed without the previous express consent by the copyright owner, except for reproduction in daily press and regular printed publications on sale to the public within 60 days of the event related to those data/results and always provided that copyright symbol appears together as follows below.

© DORNA, 2018

Official MotoGP Timing by 
www.motogp.com

Misano Adriatico, Sunday, September 09, 2018





4226 m.

GP OCTO DI SAN MARINO E DELLA RIVIERA DI RIMINI

2018 Independent Team Classification

36

Rider	Nation	Points	Leader Previous	QAT	ARG	AME	SPA	FRA	ITA	CAT	NED	GER	CZE	AUT	GBR	RSM	ARA	THA	JPN	AUS	MAL	VAL	
1 CRUTCHLOW Cal	GBR	119		13	25	-	-	8	10	13	10	-	11	13	-	16							
2 ZARCO Johann	FRA	110	9	9	8	20	10	20	-	6	9	8	7	9	7	-	6						
3 PETRUCCI Danilo	ITA	110	9	0	11	6	4	13	20	9	8	-	13	10	11	-	5						
4 BAUTISTA Alvaro	SPA	64	55	46	3	-	1	8	-	7	7	7	11	7	6	-	7						
5 MILLER Jack	AUS	61	58	3	6	13	7	10	13	-	-	6	2	4	-	-	-						
6 RABAT Tito	SPA	35	84	26	5	9	8	2	-	3	-	-	3	-	5	-	-						
7 MORBIDELLI Franc	ITA	26	93	9	4	2	-	7	3	1	2	-	-	3	-	-	4						
8 SYHRIN Hafizh	MAL	24	95	2	2	7	-	-	4	4	-	-	5	2	-	-	-						
9 ESPARGARO Aleix	SPA	19	100	5	-	-	6	-	7	-	-	3	-	1	-	-	2						
10 NAKAGAMI Takaaki	JPN	14	105	5	-	3	2	4	1	-	-	-	-	1	-	3							
11 REDDING Scott	GBR	12	107	2	-	4	-	1	-	-	4	2	1	-	-	-	-						
12 ABRAHAM Karel	CZE	4	115	8	1	-	-	-	-	-	3	-	-	-	-	-	-						

Team	Points	Leader Previous	QAT	ARG	AME	SPA	FRA	ITA	CAT	NED	GER	CZE	AUT	GBR	RSM	ARA	THA	JPN	AUS	MAL	VAL	
1 ALMA PRAMAC RACING	171		17	19	11	23	33	9	8	6	15	14	11	-	5							
2 MONSTER YAMAHA TECH 3	134	37	37	10	27	10	20	4	10	9	8	12	11	7	-	6						
3 LCR HONDA	133	38	1	13	28	2	4	9	10	13	10	-	11	14	-	19						
4 ANGEL NIETO TEAM	68	103	65	4	-	1	8	-	7	10	7	11	7	6	-	7						
5 REALE AVINTIA RACING	35	136	33	5	9	8	2	-	3	-	-	3	-	5	-	-						
6 APRILIA RACING TEAM GRESI	31	140	4	-	4	6	1	7	-	4	5	1	1	-	-	2						
7 EG 0,0 MARC VDS	26	145	5	4	2	-	7	3	1	2	-	-	3	-	-	4						

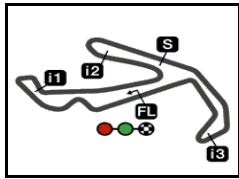
These data/results cannot be reproduced, stored and/or transmitted in whole or in part by any manner of electronic, mechanical, photocopying, recording, broadcasting or otherwise now known or herein after developed without the previous express consent by the copyright owner, except for reproduction in daily press and regular printed publications on sale to the public within 60 days of the event related to those data/results and always provided that copyright symbol appears together as follows below.

© DORNA, 2018

Official MotoGP Timing by 
www.motogp.com

Misano Adriatico, Sunday, September 09, 2018





4226 m.

After the **GP OCTO DI SAN MARINO E DELLA RIVIERA DI RIMINI****MotoGP™****2018 Riders Performance**

(Qualifying Position - Starting Position - Race Position)

37

Rider	Points	QAT	ARG	AME	SPA	FRA	ITA	CAT	NED	GER	CZE	AUT	GBR	RSM	ARA	THA	JPN	AUS	MAL	VAL	
1 MARQUEZ Marc	221	2	-6	1	5	2	6	2	1	1	3	1		5							
		2-2	20-18	4-1	5-1	2-1	6-16	2-2	1-1	1-1	3-3	1-2	-NS	5-2	-	-	-	-	-	-	-
2 DOVIZIOSO Andrea	154	5	-8	8	8	5	7	3	4	5	1	2		4							
		5-1	22-6	8-5	8-NC	5-NC	7-2	3-NC	4-4	5-7	1-1	2-3	-NS	4-1	-	-	-	-	-	-	-
3 ROSSI Valentino	151	8	11	5	10	9	1	7	3	6	2	14		7							
		8-3	25-19	5-4	10-5	9-3	1-3	7-3	3-5	6-2	2-4	14-6	-NS	7-7	-	-	-	-	-	-	-
4 LORENZO Jorge	130	9	14	6	4	6	2	1	10	3	4	3		1							
		9-NC	28-15	6-11	4-NC	6-6	2-1	1-1	10-7	3-6	4-2	3-1	-NS	1-17	-	-	-	-	-	-	-
5 VIÑALES Maverick	124	12	-9	2	11	8	3	4	6	4	12	11		3							
		12-6	23-5	1-2	11-7	8-7	3-8	4-6	6-3	4-3	12-NL	11-12	-NS	3-5	-	-	-	-	-	-	-
6 CRUTCHLOW Cal	119	4	10	7	1	13	8	10	2	7	5	5		6							
		4-4	24-1	7-19	1-NC	13-8	8-6	10-4	2-6	7-NC	5-5	5-4	-NS	6-3	-	-	-	-	-	-	-
7 ZARCO Johann	110	1	-3	4	3	1	9	8	8	14	7	6		9							
		1-8	17-2	3-6	3-2	1-NC	9-10	8-7	8-8	13-9	7-7	6-9	-NS	9-10	-	-	-	-	-	-	-
8 PETRUCCI Danilo	110	3	18	10	9	3	5	6	11	2	6	4		8							
		3-5	32-10	10-12	9-4	3-2	5-7	6-8	11-NC	2-4	6-6	4-5	-NS	8-11	-	-	-	-	-	-	-
9 IANNONE Andrea	92	11	12	3	7	4	4	5	9	8	8	8		13							
		11-9	26-8	2-3	7-3	4-NL	4-4	5-10	9-11	8-12	8-10	8-13	-NS	13-8	-	-	-	-	-	-	-
10 RINS Alex	79	6	-5	11	6	15	10	15	5	11	9	10		10							
		6-NC	19-3	11-NC	6-NC	15-10	10-5	15-NC	5-2	11-NL	9-11	10-8	-NS	10-4	-	-	-	-	-	-	-
11 PEDROSA Dani	76	7	-2	9	2	10	20	11	18	10	10	9		11							
		7-7	16-NL	9-7	2-NC	10-5	20-NL	11-5	18-15	10-8	10-8	9-7	-NS	11-6	-	-	-	-	-	-	-
12 BAUTISTA Alvaro	64	21	19	21	20	20	16	22	12	9	14	12		15							
		21-13	33-16	21-15	20-8	20-NC	16-9	22-9	12-9	9-5	14-9	12-10	-NS	15-9	-	-	-	-	-	-	-

NC=Not classified NL=Not finished first lap NP=Not started race re-start N2=Not finished first lap race re-start EX=Excluded NS=Not Started DS=Disqualified

These data/results cannot be reproduced, stored and/or transmitted in whole or in part by any manner of electronic, mechanical, photocopying, recording, broadcasting or otherwise now known or herein after developed without the previous express consent by the copyright owner, except for reproduction in daily press and regular printed publications on sale to the public within 60 days of the event related to those data/results and always provided that copyright symbol appears together as follows below.
© DORNA, 2018



	Rider	Points	QAT	ARG	AME	SPA	FRA	ITA	CAT	NED	GER	CZE	AUT	GBR	RSM	ARA	THA	JPN	AUS	MAL	VAL	
13	MILLER Jack	61	10	1	18	12	7	11	13	16	15	17	17		2							
			10-10	1-4	18-9	12-6	7-4	11-NC	13-NC	16-10	14-14	17-12	16-18	-NS	2-18	-	-	-	-	-	-	-
14	RABAT Tito	35	16	-4	14	17	11	13	9	14	19	11	7									
			16-11	18-7	13-8	17-14	11-NC	13-13	9-NC	14-16	18-13	11-NC	7-11	-NS	-	-	-	-	-	-	-	-
15	ESPARGARO Pol	32	22	16	12	16	18	15	19	21	16				20							
			22-NC	30-11	15-13	16-11	18-11	15-11	18-11	21-12	15-NL	-NS	-	-	20-NC	-	-	-	-	-	-	-
16	MORBIDELLI Franco	26	14	22	17	15	16	12	18			13	16		12							
			14-12	36-14	17-21	15-9	16-13	12-15	17-14	-NS	-	13-13	19-19	-NS	12-12	-	-	-	-	-	-	-
17	SYAHRIN Hafizh	24	15	23	16	22	14	14	14	15	18	16	18		25							
			15-14	37-9	16-NC	22-16	14-12	14-12	14-NC	15-18	17-11	16-14	17-16	-NS	25-19	-	-	-	-	-	-	-
18	ESPARGARO Aleix	19	13	-7	19	13	12	21	16	7		24	15		16							
			13-19	21-NC	19-10	13-NL	12-9	21-NC	19-NC	7-13	-NS	23-15	15-17	-NS	16-14	-	-	-	-	-	-	-
19	SMITH Bradley	15	20	21	15	21	17	17	17	20	17	15	13		17							
			20-18	35-NC	14-16	21-13	17-14	17-14	16-NC	20-17	16-10	15-NC	13-14	-NS	17-16	-	-	-	-	-	-	-
20	NAKAGAMI Takaaki	14	23	24	13	14	19	18	12	13	12	20	21		19							
			23-17	38-13	12-14	14-12	19-15	18-18	12-NC	13-19	12-NC	19-17	21-15	-NS	19-13	-	-	-	-	-	-	-
21	REDDING Scott	12	17	15	22	25	22	23	20	17	20	25	20		21							
			17-20	29-12	22-17	25-15	22-NC	23-NL	20-12	17-14	19-15	24-NC	20-20	-NS	21-21	-	-	-	-	-	-	-
22	KALLIO Mika	6				19			23													
			-	-	-	19-10	-	-	23-NL	-	-	-	-	-	-	-	-	-	-	-	-	-
23	ABRAHAM Karel	4	19	13	23	23	24	22	21	19	23	23	23		24							
			19-15	27-20	23-NC	23-18	24-17	22-NL	21-13	19-NC	22-18	22-18	23-21	-NS	24-20	-	-	-	-	-	-	-
24	PIRRO Michele	1													14							
			-	-	-	-	-	-NS	-	-	-	-	-	-	-	14-15	-	-	-	-	-	-
25	LUTHI Thomas	0	18	20	20	18	21	19	24	22	22	22	22		23							
			18-16	34-17	20-18	18-NC	21-16	19-NC	24-NC	22-20	21-17	21-16	22-22	-NS	23-22	-	-	-	-	-	-	-
26	BRADL Stefan	0									21	18			18							
			-	-	-	-	-	-	-	-	20-16	18-NL	-	-	18-NC	-	-	-	-	-	-	
27	SIMEON Xavier	0	24	17	24	24	23	24	26	23	24	26	19		22							
			24-21	31-21	24-20	24-17	23-18	24-17	26-NC	23-NC	23-19	25-20	18-NC	-NS	22-NC	-	-	-	-	-	-	
28	GUINTOLI Sylvain	0								25												
			-	-	-	-	-	-	25-NC	-	-	20-19	-	-	-	-	-	-	-	-	-	

NC=Not classified NL=Not finished first lap NP=Not started race re-start N2=Not finished first lap race re-start EX=Excluded NS=Not Started DS=Disqualified

These data/results cannot be reproduced, stored and/or transmitted in whole or in part by any manner of electronic, mechanical, photocopying, recording, broadcasting or otherwise now known or herein after developed without the previous express consent by the copyright owner, except for reproduction in daily press and regular printed publications on sale to the public within 60 days of the event related to those data/results and always provided that copyright symbol appears together as follows below.
© DORNA, 2018

Official MotoGP Timing by TISSOT
www.motogp.com



	Rider	<i>Points</i>	QAT	ARG	AME	SPA	FRA	ITA	CAT	NED	GER	CZE	AUT	GBR	RSM	<i>ARA</i>	<i>THA</i>	<i>JPN</i>	<i>AUS</i>	<i>MAL</i>	<i>VAL</i>
29	PONSSON Christophe	0													26						
			-	-	-	-	-	-	-	-	-	-	-	-	26-23	-	-	-	-	-	-

NC=Not classified NL=Not finished first lap NP=Not started race re-start N2=Not finished first lap race re-start EX=Excluded NS=Not Started DS=Disqualified

These data/results cannot be reproduced, stored and/or transmitted in whole or in part by any manner of electronic, mechanical, photocopying, recording, broadcasting or otherwise now known or herein after developed without the previous express consent by the copyright owner, except for reproduction in daily press and regular printed publications on sale to the public within 60 days of the event related to those data/results and always provided that copyright symbol appears together as follows below.
© DORNA, 2018

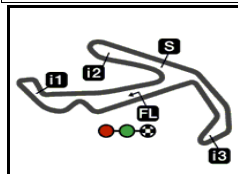
Official MotoGP Timing by **TISSOT**
www.motogp.com

Misano Adriatico, Sunday, September 09, 2018



GP OCTO DI SAN MARINO E DELLA RIVIERA DI RIMINI

Official Starting Grid



4226 m.

Race : 27 laps = 114.102 km



1	1 1'31.629 99 Jorge LORENZO Ducati	2 1'31.916 43 Jack MILLER Ducati	3 1'31.950 25 Maverick VIÑALES Yamaha
2	4 1'32.003 4 Andrea DOVIZIOSO Ducati	5 1'32.016 93 Marc MARQUEZ Honda	6 1'32.025 35 Cal CRUTCHLOW Honda
3	7 1'32.028 46 Valentino ROSSI Yamaha	8 1'32.136 9 Danilo PETRUCCI Ducati	9 1'32.250 5 Johann ZARCO Yamaha
4	10 1'32.338 42 Alex RINS Suzuki	11 1'32.369 26 Dani PEDROSA Honda	12 1'32.454 21 Franco MORBIDELLI Honda
5	13 1'32.566 29 Andrea IANNONE Suzuki	14 1'32.624 51 Michele PIRRO Ducati	15 1'32.792 19 Alvaro BAUTISTA Ducati
6	16 1'33.084 41 Aleix ESPARGARO Aprilia	17 1'33.085 38 Bradley SMITH KTM	18 1'33.361 6 Stefan BRADL Honda
7	19 1'33.437 30 Takaaki NAKAGAMI Honda	20 1'33.502 44 Pol ESPARGARO KTM	21 1'33.572 45 Scott REDDING Aprilia
8	22 1'33.705 10 Xavier SIMEON Ducati	23 1'33.755 12 Thomas LUTHI Honda	24 1'33.812 17 Karel ABRAHAM Ducati

The results are provisional until the end of the limit for protest and appeals and until the ratification of the Event Management Committee.

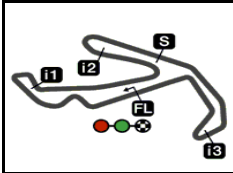
Time limit for protest expires 60' at the latest after publication of the results - Mr. Time:

These data/results cannot be reproduced, stored and/or transmitted in whole or in part by any manner of electronic, mechanical, photocopying, recording, broadcasting or otherwise now known or herein after developed without the previous express consent by the copyright owner, except for reproduction in daily press and regular printed publications on sale to the public within 60 days of the event related to those data/results and always provided that copyright symbol appears together as follows below.

© DORNA, 2018

Official MotoGP Timing by TISSOT
www.motogp.com





GP OCTO DI SAN MARINO E DELLA RIVIERA DI RIMINI
Official Starting Grid

4226 m.

Race : 27 laps = 114.102 km

9

25

1'34.080

55 Hafizh SYHRIN
Yamaha

26

1'37.180

23 Christophe PONSSON
Ducati

The results are provisional until the end of the limit for protest and appeals and until the ratification of the Event Management Committee.

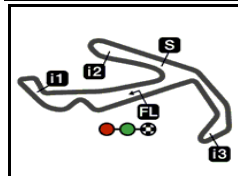
Time limit for protest expires 60' at the latest after publication of the results - Mr. Time:

These data/results cannot be reproduced, stored and/or transmitted in whole or in part by any manner of electronic, mechanical, photocopying, recording, broadcasting or otherwise now known or herein after developed without the previous express consent by the copyright owner, except for reproduction in daily press and regular printed publications on sale to the public within 60 days of the event related to those data/results and always provided that copyright symbol appears together as follows below.

© DORNA, 2018

Official MotoGP Timing by TISSOT
www.motogp.com





4226 m.

GP OCTO DI SAN MARINO E DELLA RIVIERA DI RIMINI

Race

Top Speed & Average



Rider	Nation	Motorcycle	Top 5 speeds					Average	Top
4 Andrea DOVIZIOSO	ITA	DUCATI	295.3	291.9	291.5	291.1	290.9	292.1	295.3
6 Stefan BRADL	GER	HONDA	294.5	294.1	294.1	293.5	293.4	293.9	294.5
26 Dani PEDROSA	SPA	HONDA	294.5	294.0	293.7	293.5	293.1	293.8	294.5
35 Cal CRUTCHLOW	GBR	HONDA	294.5	294.1	294.1	293.0	292.3	293.6	294.5
25 Maverick VIÑALES	SPA	YAMAHA	293.9	291.7	290.9	290.8	290.6	291.6	293.9
51 Michele PIRRO	ITA	DUCATI	293.9	293.4	293.4	293.4	292.9	293.4	293.9
46 Valentino ROSSI	ITA	YAMAHA	293.3	292.8	290.8	290.0	289.8	291.1	293.3
19 Alvaro BAUTISTA	SPA	DUCATI	293.0	292.4	292.1	291.9	291.7	292.2	293.0
9 Daniilo PETRUCCI	ITA	DUCATI	292.9	292.4	291.7	291.6	291.4	291.8	292.9
5 Johann ZARCO	FRA	YAMAHA	292.7	291.4	289.6	289.5	289.2	290.5	292.7
99 Jorge LORENZO	SPA	DUCATI	292.1	290.8	290.5	289.7	289.6	290.5	292.1
44 Pol ESPARGARO	SPA	KTM	291.9	289.6	289.1	288.8	288.5	289.6	291.9
93 Marc MARQUEZ	SPA	HONDA	291.9	291.7	291.6	291.4	290.9	291.5	291.9
42 Alex RINS	SPA	SUZUKI	291.1	290.0	289.2	287.6	287.1	289.0	291.1
29 Andrea IANNONE	ITA	SUZUKI	290.6	289.7	289.1	288.2	287.6	289.0	290.6
41 Aleix ESPARGARO	SPA	APRILIA	290.3	290.0	290.0	289.8	289.8	290.0	290.3
55 Hafizh SYAHRIN	MAL	YAMAHA	289.9	286.1	285.9	285.6	284.2	286.3	289.9
38 Bradley SMITH	GBR	KTM	289.3	288.6	288.5	288.3	288.2	288.6	289.3
17 Karel ABRAHAM	CZE	DUCATI	288.6	288.4	287.5	287.3	287.2	287.8	288.6
21 Franco MORBIDELLI	ITA	HONDA	287.8	287.6	286.7	285.2	284.8	286.4	287.8
43 Jack MILLER	AUS	DUCATI	287.3	286.1	285.7	284.8	284.2	285.2	287.3
10 Xavier SIMEON	BEL	DUCATI	287.3	284.5	264.3			278.7	287.3
45 Scott REDDING	GBR	APRILIA	286.3	286.3	284.9	283.1	282.7	284.7	286.3
12 Thomas LUTHI	SWI	HONDA	285.7	284.5	283.5	282.6	281.9	283.4	285.7
30 Takaaki NAKAGAMI	JPN	HONDA	285.6	285.5	285.0	284.9	284.8	285.2	285.6
23 Christophe PONSSON	FRA	DUCATI	285.5	282.3	282.1	282.0	281.3	282.6	285.5

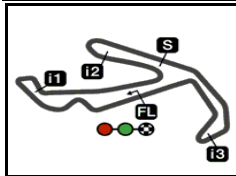
These data/results cannot be reproduced, stored and/or transmitted in whole or in part by any manner of electronic, mechanical, photocopying, recording, broadcasting or otherwise now known or herein after developed without the previous express consent by the copyright owner, except for reproduction in daily press and regular printed publications on sale to the public within 60 days of the event related to those data/results and always provided that copyright symbol appears together as follows below.

© DORNA, 2018

Official MotoGP Timing by TISSOT
www.motogp.com




Misano Adriatico, Sunday, September 09, 2018



4226 m.

GP OCTO DI SAN MARINO E DELLA RIVIERA DI RIMINI**Race****Fastest Laps Sequence**

<i>Lap</i>	<i>Race Time</i>	 <i>Rider</i>	<i>Nation</i>	<i>Motorcycle</i>	<i>Time</i>	<i>Km/h</i>	<i>Riders's Lap</i>
2	3'12.244	99 Jorge LORENZO	SPA	DUCATI	1'33.644	162.4	2
2	3'12.441	4 Andrea DOVIZIOSO	ITA	DUCATI	1'33.389	162.9	2
3	4'46.635	93 Marc MARQUEZ	SPA	HONDA	1'33.271	163.1	3
6	9'26.025	4 Andrea DOVIZIOSO	ITA	DUCATI	1'33.224	163.1	6
9	14'05.521	4 Andrea DOVIZIOSO	ITA	DUCATI	1'32.678	164.1	9

These data/results cannot be reproduced, stored and/or transmitted in whole or in part by any manner of electronic, mechanical, photocopying, recording, broadcasting or otherwise now known or herein after developed without the previous express consent by the copyright owner, except for reproduction in daily press and regular printed publications on sale to the public within 60 days of the event related to those data/results and always provided that copyright symbol appears together as follows below.

© DORNA, 2018

Official MotoGP Timing by TISSOT
www.motogp.com

Misano Adriatico, Sunday, September 09, 2018

