




4423 m.

## GRAN PREMIO RED BULL DE ESPAÑA

Qualifying  
Classification

|                                 |  | Rider                 | Nation | Team                            | Motorcycle | Time            | Lap Total | Gap          | Top Speed    |
|---------------------------------|---|-----------------------|--------|---------------------------------|------------|-----------------|-----------|--------------|--------------|
| 1                               | 88  | Jorge MARTIN          | SPA    | Del Conca Gresini Moto3         | HONDA      | <b>1'46.193</b> | 11 14     |              | <b>206.3</b> |
| 2                               | 65  | Philipp OETTL         | GER    | Sudmetal Schedl GP Racing       | KTM        | <b>1'46.346</b> | 9 17      | 0.153 0.153  | <b>212.3</b> |
| 3                               | 21  | Fabio DI GIANNANTONIO | ITA    | Del Conca Gresini Moto3         | HONDA      | <b>1'46.599</b> | 14 14     | 0.406 0.253  | <b>204.6</b> |
| 4                               | 23  | Niccolò ANTONELLI     | ITA    | SIC58 Squadra Corse             | HONDA      | <b>1'46.614</b> | 8 15      | 0.421 0.015  | <b>210.2</b> |
| 5                               | 12  | Marco BEZZECCHI       | ITA    | Redox PruestelGP                | KTM        | <b>1'46.739</b> | 8 15      | 0.546 0.125  | <b>211.3</b> |
| 6                               | 16  | Andrea MIGNO          | ITA    | Angel Nieto Team Moto3          | KTM        | <b>1'46.770</b> | 9 14      | 0.577 0.031  | <b>213.4</b> |
| 7                               | 72  | Alonso LOPEZ          | SPA    | Estrella Galicia 0,0            | HONDA      | <b>1'46.820</b> | 14 18     | 0.627 0.050  | <b>208.4</b> |
| 8                               | 33  | Enea BASTIANINI       | ITA    | Leopard Racing                  | HONDA      | <b>1'46.894</b> | 8 13      | 0.701 0.074  | <b>204.5</b> |
| 9                               | 48  | Lorenzo DALLA PORTA   | ITA    | Leopard Racing                  | HONDA      | <b>1'46.898</b> | 15 15     | 0.705 0.004  | <b>213.3</b> |
| 10                              | 24  | Tatsuki SUZUKI        | JPN    | SIC58 Squadra Corse             | HONDA      | <b>1'46.905</b> | 8 14      | 0.712 0.007  | <b>210.9</b> |
| 11                              | 27  | Kaito TOBA            | JPN    | Honda Team Asia                 | HONDA      | <b>1'46.931</b> | 16 17     | 0.738 0.026  | <b>208.3</b> |
| 12                              | 10  | Dennis FOGGIA         | ITA    | SKY Racing Team VR46            | KTM        | <b>1'46.955</b> | 13 17     | 0.762 0.024  | <b>212.7</b> |
| 13                              | 76  | Makar YURCHENKO       | KAZ    | CIP - Green Power               | KTM        | <b>1'46.967</b> | 13 15     | 0.774 0.012  | <b>209.7</b> |
| 14                              | 22  | Kazuki MASAKI         | JPN    | RBA BOE Skull Rider             | KTM        | <b>1'46.969</b> | 15 17     | 0.776 0.002  | <b>209.7</b> |
| 15                              | 44  | Aron CANET            | SPA    | Estrella Galicia 0,0            | HONDA      | <b>1'47.037</b> | 9 17      | 0.844 0.068  | <b>207.2</b> |
| 16                              | 84  | Jakub KORNFEIL        | CZE    | Redox PruestelGP                | KTM        | <b>1'47.042</b> | 12 13     | 0.849 0.005  | <b>207.6</b> |
| 17                              | 17  | John MCPHEE           | GBR    | CIP - Green Power               | KTM        | <b>1'47.105</b> | 5 14      | 0.912 0.063  | <b>212.6</b> |
| 18                              | 42  | Marcos RAMIREZ        | SPA    | Bester Capital Dubai            | KTM        | <b>1'47.181</b> | 14 15     | 0.988 0.076  | <b>208.4</b> |
| 19                              | 32  | Ai OGURA              | JPN    | Asia Talent Team                | HONDA      | <b>1'47.215</b> | 8 16      | 1.022 0.034  | <b>207.6</b> |
| 20                              | 19  | Gabriel RODRIGO       | ARG    | RBA BOE Skull Rider             | KTM        | <b>1'47.218</b> | 11 14     | 1.025 0.003  | <b>209.9</b> |
| 21                              | 14  | Tony ARBOLINO         | ITA    | Marinelli Snipers Team          | HONDA      | <b>1'47.230</b> | 15 16     | 1.037 0.012  | <b>208.8</b> |
| 22                              | 8   | Nicolo BULEGA         | ITA    | SKY Racing Team VR46            | KTM        | <b>1'47.253</b> | 14 18     | 1.060 0.023  | <b>208.9</b> |
| 23                              | 71  | Ayumu SASAKI          | JPN    | Petronas Sprinta Racing         | HONDA      | <b>1'47.261</b> | 4 15      | 1.068 0.008  | <b>210.8</b> |
| 24                              | 75  | Albert ARENAS         | SPA    | Angel Nieto Team Moto3          | KTM        | <b>1'47.282</b> | 4 15      | 1.089 0.021  | <b>212.8</b> |
| 25                              | 5   | Jaume MASIA           | SPA    | Bester Capital Dubai            | KTM        | <b>1'47.450</b> | 14 15     | 1.257 0.168  | <b>212.5</b> |
| 26                              | 52  | Jeremy ALCOBA         | SPA    | Junior Team Estrella Galicia 0, | HONDA      | <b>1'47.484</b> | 9 16      | 1.291 0.034  | <b>208.1</b> |
| 27                              | 7   | Adam NORRODIN         | MAL    | Petronas Sprinta Racing         | HONDA      | <b>1'47.632</b> | 4 16      | 1.439 0.148  | <b>210.8</b> |
| 28                              | 11  | Livio LOI             | BEL    | Reale Avintia Academy           | KTM        | <b>1'47.763</b> | 13 15     | 1.570 0.131  | <b>210.8</b> |
| 29                              | 41  | Nakarin ATIRATPHUVAP  | THA    | Honda Team Asia                 | HONDA      | <b>1'48.180</b> | 13 15     | 1.987 0.417  | <b>209.8</b> |
| <b>Not qualified (Out 107%)</b> |   |                       |        |                                 |            | <b>1'53.626</b> |           |              |              |
|                                 | 40  | Darryn BINDER         | RSA    | Red Bull KTM Ajo                | KTM        | <b>1'58.297</b> | 2 2       | 12.10410.117 | <b>197.0</b> |

Practice condition: Dry

Air: 25°

Humidity: 46%

Ground: 39°

|                            |         |                     |                 |            |
|----------------------------|---------|---------------------|-----------------|------------|
| <b>Fastest Lap:</b>        | Lap: 11 | <b>Jorge MARTIN</b> | <b>1'46.193</b> | 149.9 Km/h |
| <b>Circuit Record Lap:</b> | 2015    | <b>Brad BINDER</b>  | <b>1'46.723</b> | 149.1 Km/h |
| <b>Circuit Best Lap:</b>   | 2017    | <b>Jorge MARTIN</b> | <b>1'46.004</b> | 150.2 Km/h |

\* Qualified for the race having achieved a time within 107 % of the fastest rider in a free practice session.

The results are provisional until the end of the limit for protest and appeals.

Time limit for protest expires 30' after publication of the results - ..... Time: .....

These data/results cannot be reproduced, stored and/or transmitted in whole or in part by any manner of electronic, mechanical, photocopying, recording, broadcasting or otherwise now known or herein after developed without the previous express consent by the copyright owner, except for reproduction in daily press and regular printed publications on sale to the public within 60 days of the event related to those data/results and always provided that copyright symbol appears together as follows below.

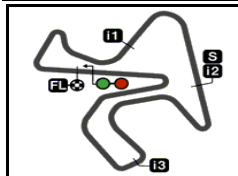
© DORNA, 2018

Official MotoGP Timing by TISSOT

www.motogp.com

Jerez de la Frontera, Saturday, May 05, 2018





4423 m.

GRAN PREMIO RED BULL DE ESPAÑA

Qualifying

Top Speed & Average

**21A**



| Rider                            | Nation | Motorcycle | Top 5 speeds |       |       |       |       | Average | Top          |
|----------------------------------|--------|------------|--------------|-------|-------|-------|-------|---------|--------------|
| 16 <b>Andrea MIGNO</b>           | ITA    | KTM        | 213.4        | 211.6 | 209.0 | 208.5 | 207.9 | 210.1   | <b>213.4</b> |
| 48 <b>Lorenzo DALLA PORTA</b>    | ITA    | HONDA      | 213.3        | 211.4 | 210.7 | 209.9 | 209.3 | 210.9   | <b>213.3</b> |
| 75 <b>Albert ARENAS</b>          | SPA    | KTM        | 212.8        | 211.2 | 211.1 | 209.8 | 204.5 | 209.9   | <b>212.8</b> |
| 10 <b>Dennis FOGGIA</b>          | ITA    | KTM        | 212.7        | 211.3 | 209.6 | 209.4 | 209.3 | 210.5   | <b>212.7</b> |
| 17 <b>John MCPHEE</b>            | GBR    | KTM        | 212.6        | 211.1 | 209.6 | 209.6 | 208.7 | 210.3   | <b>212.6</b> |
| 5 <b>Jaume MASIA</b>             | SPA    | KTM        | 212.5        | 210.8 | 209.5 | 206.9 | 206.6 | 209.3   | <b>212.5</b> |
| 65 <b>Philipp OETTL</b>          | GER    | KTM        | 212.3        | 209.7 | 209.2 | 209.0 | 207.9 | 209.6   | <b>212.3</b> |
| 12 <b>Marco BEZZECCHI</b>        | ITA    | KTM        | 211.3        | 208.5 | 207.8 | 207.6 | 206.5 | 208.3   | <b>211.3</b> |
| 24 <b>Tatsuki SUZUKI</b>         | JPN    | HONDA      | 210.9        | 208.0 | 207.5 | 207.5 | 207.0 | 208.2   | <b>210.9</b> |
| 11 <b>Livio LOI</b>              | BEL    | KTM        | 210.8        | 209.8 | 209.5 | 209.4 | 209.1 | 209.7   | <b>210.8</b> |
| 71 <b>Ayumu SASAKI</b>           | JPN    | HONDA      | 210.8        | 209.3 | 207.6 | 206.5 | 205.8 | 207.6   | <b>210.8</b> |
| 7 <b>Adam NORRODIN</b>           | MAL    | HONDA      | 210.8        | 210.7 | 208.7 | 208.2 | 207.6 | 209.2   | <b>210.8</b> |
| 23 <b>Niccolò ANTONELLI</b>      | ITA    | HONDA      | 210.2        | 209.9 | 208.8 | 207.6 | 206.8 | 208.7   | <b>210.2</b> |
| 19 <b>Gabriel RODRIGO</b>        | ARG    | KTM        | 209.9        | 209.2 | 208.4 | 206.7 | 204.8 | 207.3   | <b>209.9</b> |
| 41 <b>Nakarin ATIRATPHUVAPAT</b> | THA    | HONDA      | 209.8        | 207.8 | 206.1 | 205.4 | 204.9 | 206.8   | <b>209.8</b> |
| 22 <b>Kazuki MASAKI</b>          | JPN    | KTM        | 209.7        | 209.6 | 209.2 | 209.1 | 208.6 | 209.2   | <b>209.7</b> |
| 76 <b>Makar YURCHENKO</b>        | KAZ    | KTM        | 209.7        | 209.0 | 208.6 | 207.5 | 205.8 | 208.1   | <b>209.7</b> |
| 8 <b>Nicolo BULEGA</b>           | ITA    | KTM        | 208.9        | 208.1 | 207.0 | 207.0 | 207.0 | 207.6   | <b>208.9</b> |
| 14 <b>Tony ARBOLINO</b>          | ITA    | HONDA      | 208.8        | 208.4 | 207.4 | 207.4 | 206.3 | 207.7   | <b>208.8</b> |
| 42 <b>Marcos RAMIREZ</b>         | SPA    | KTM        | 208.4        | 208.3 | 208.2 | 208.0 | 207.2 | 208.0   | <b>208.4</b> |
| 72 <b>Alonso LOPEZ</b>           | SPA    | HONDA      | 208.4        | 208.0 | 207.8 | 207.3 | 207.2 | 207.7   | <b>208.4</b> |
| 27 <b>Kaito TOBA</b>             | JPN    | HONDA      | 208.3        | 207.4 | 206.7 | 206.3 | 206.2 | 206.9   | <b>208.3</b> |
| 52 <b>Jeremy ALCOBA</b>          | SPA    | HONDA      | 208.1        | 208.0 | 208.0 | 207.0 | 206.1 | 207.4   | <b>208.1</b> |
| 32 <b>Ai OGURA</b>               | JPN    | HONDA      | 207.6        | 206.6 | 206.5 | 206.2 | 206.0 | 206.6   | <b>207.6</b> |
| 84 <b>Jakub KORNFEIL</b>         | CZE    | KTM        | 207.6        | 207.4 | 207.0 | 206.2 | 206.0 | 206.8   | <b>207.6</b> |
| 44 <b>Aron CANET</b>             | SPA    | HONDA      | 207.2        | 207.2 | 206.1 | 205.9 | 205.3 | 206.3   | <b>207.2</b> |
| 88 <b>Jorge MARTIN</b>           | SPA    | HONDA      | 206.3        | 205.6 | 204.9 | 204.8 | 204.2 | 205.2   | <b>206.3</b> |
| 21 <b>Fabio DI GIANNANTONIO</b>  | ITA    | HONDA      | 204.6        | 202.9 | 202.7 | 202.5 | 201.8 | 202.9   | <b>204.6</b> |
| 33 <b>Enea BASTIANINI</b>        | ITA    | HONDA      | 204.5        | 204.4 | 204.4 | 204.3 | 203.8 | 204.3   | <b>204.5</b> |
| 40 <b>Darryn BINDER</b>          | RSA    | KTM        | 197.0        | 189.7 |       |       |       | 193.4   | <b>197.0</b> |

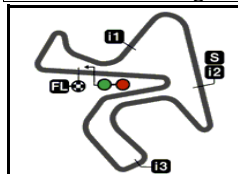
These data/results cannot be reproduced, stored and/or transmitted in whole or in part by any manner of electronic, mechanical, photocopying, recording, broadcasting or otherwise now known or herein after developed without the previous express consent by the copyright owner, except for reproduction in daily press and regular printed publications on sale to the public within 60 days of the event related to those data/results and always provided that copyright symbol appears together as follows below.

© DORNA, 2018

Official MotoGP Timing by TISSOT  
www.motogp.com



Jerez de la Frontera, Saturday, May 05, 2018



4423 m.

# GRAN PREMIO RED BULL DE ESPAÑA

## Qualifying

### Chronological Analysis of Performances

22A

\* Lap / Sector time cancelled      T1 Time from finish line to 1st intermediate      T3 Time from 2nd intermed. to 3rd intermed.  
P Crossing the finish line in pit lane      T2 Time from 1st intermed. to 2nd intermed.      T4 Time from 3rd intermediate to finish line

| Lap  | Lap Time        | T1            | T2            | T3            | T4            | Speed        | Lap  | Lap Time        | T1            | T2            | T3            | T4            | Speed        |
|--|-----------------|---------------|---------------|---------------|---------------|--------------|--|-----------------|---------------|---------------|---------------|---------------|--------------|
| <b>1st 88 Jorge MARTIN</b> Del Conca Gresini Mo SPA      |                 |               |               |               |               |              | <b>8 1'47.163</b> 26.243 16.446 31.162 33.312 202.7  |                 |               |               |               |               |              |
| Runs=4 Total laps=14 Full laps=7                         |                 |               |               |               |               |              | <b>9 1'44.812 P</b> 26.709 17.370 32.261 28.472 195.9  |                 |               |               |               |               |              |
| 1  | 3'48.720        | 48.830        | 17.623        | 34.692        | 36.267        | 200.3        | 10   | 1'52.447        | 30.292        | 16.689        | 31.884        | 33.582        | 201.5        |
| 2  | 1'47.569 P      | 26.762        | 19.747        | 33.587        | 27.473        | 165.2        | 11   | <b>1'46.962</b> | 26.221        | 16.430        | 31.126        | 33.185        | 202.9        |
| 3  | 1'53.107        | 30.272        | 16.722        | 32.328        | 33.785        | 200.7        | 12   | 1'56.853 P      | 26.312        | 16.589        | 43.028        | 30.924        | 201.8        |
| 4  | <b>1'46.945</b> | 26.252        | 16.355        | 31.181        | 33.157        | 203.2        | 13   | 1'50.509        | 29.210        | 16.568        | 31.366        | 33.365        | 201.4        |
| 5  | <b>1'47.005</b> | 26.222        | 16.379        | 31.039        | 33.365        | 203.8        | 14   | <b>1'46.599</b> | 26.214        | <b>16.337</b> | 31.086        | <b>32.962</b> | <b>204.6</b> |
| 6  | <b>1'46.937</b> | 26.200        | 16.405        | 31.088        | 33.244        | 203.9        | <b>4th 23 Niccolò ANTONELL</b> SIC58 Squadra Corse ITA   |                 |               |               |               |               |              |
| 7  | <b>1'47.332</b> | 26.235        | 16.400        | 31.127        | 33.570        | 204.1        | Runs=3 Total laps=15 Full laps=10  |                 |               |               |               |               |              |
| 8  | <b>1'47.128</b> | 26.286        | 16.397        | 31.176        | 33.269        | 204.8        | 1  | 3'51.107        | 55.245        | 17.133        | 34.344        | 36.412        | 192.0        |
| 9  | 1'46.418 P      | 26.185        | 16.423        | 34.226        | 29.584        | 203.5        | 2  | <b>1'57.361</b> | 26.560        | 18.359        | 36.526        | 35.916        | 138.6        |
| 10   | 1'52.637        | 29.965        | 16.524        | 32.410        | 33.738        | 201.8        | 3  | <b>1'47.436</b> | 26.473        | 16.311        | 31.386        | 33.266        | <b>210.2</b> |
| 11   | <b>1'46.193</b> | <b>25.942</b> | 16.221        | <b>30.895</b> | <b>33.135</b> | 204.9        | 4  | <b>1'49.758</b> | 27.609        | 16.659        | 32.087        | 33.403        | 194.3        |
| 12   | 1'44.911 P      | 26.695        | 16.562        | 32.332        | 29.322        | 204.2        | 5  | <b>1'47.103</b> | 26.245        | 16.297        | 31.233        | 33.328        | 206.8        |
| 13   | 1'57.812        | 36.132        | 16.608        | 31.414        | 33.658        | 205.6        | 6  | 1'46.612 P      | 26.516        | 17.278        | 32.579        | 30.239        | 170.2        |
| 14   | <b>1'49.123</b> | 25.981        | <b>16.197</b> | 31.688        | 35.257        | <b>206.3</b> | 7  | 2'02.598        | 33.235        | 20.558        | 35.413        | 33.392        | 90.3         |
| <b>2nd 65 Philipp OETTL</b> Sudmetal Schedl GP GER       |                 |               |               |               |               |              | <b>8 1'46.614</b> 25.993 16.183 <b>31.096</b> 33.342 207.6   |                 |               |               |               |               |              |
| Runs=3 Total laps=17 Full laps=12                        |                 |               |               |               |               |              | <b>9 1'54.486</b> 26.804 19.009 35.029 33.644 135.7  |                 |               |               |               |               |              |
| 1  | 2'35.518        | 29.588        | 16.747        | 31.859        | 33.469        | 203.2        | 10   | 1'43.770 P      | 26.122        | 16.245        | 32.157        | 29.246        | 208.8        |
| 2  | <b>1'48.121</b> | 26.421        | 16.574        | 31.512        | 33.614        | 204.2        | 11   | 1'58.215        | 37.233        | 16.430        | 31.261        | 33.291        | 206.5        |
| 3  | <b>1'47.858</b> | 26.370        | 16.577        | 31.477        | 33.434        | 204.5        | 12   | <b>2'14.778</b> | <b>25.947</b> | 17.207        | 46.409        | 45.215        | 182.0        |
| 4  | <b>1'48.077</b> | 26.451        | 16.564        | 31.558        | 33.504        | 206.0        | 13   | <b>2'02.100</b> | 28.937        | 17.463        | 32.428        | 43.272        | 191.5        |
| 5  | <b>1'47.880</b> | 26.457        | 16.505        | 31.457        | 33.461        | 205.4        | 14   | <b>1'46.617</b> | 26.164        | <b>16.147</b> | 31.206        | <b>33.100</b> | 209.9        |
| 6  | <b>1'48.293</b> | 26.513        | 16.674        | 31.522        | 33.584        | 205.4        | 15   | <b>1'53.681</b> | 30.149        | 16.634        | 32.107        | 34.791        | 195.7        |
| 7  | 1'45.357 P      | 27.419        | 17.003        | 32.584        | 28.351        | 198.5        | <b>5th 12 Marco BEZZECCHI</b> Redox PruestelGP ITA   |                 |               |               |               |               |              |
| 8  | 1'49.906        | 29.243        | 16.417        | 31.181        | 33.065        | 206.0        | Runs=3 Total laps=15 Full laps=10  |                 |               |               |               |               |              |
| 9  | <b>1'46.346</b> | <b>26.022</b> | 16.258        | <b>31.067</b> | <b>32.999</b> | 209.2        | 1  | 2'39.031        | 30.453        | 16.662        | 31.838        | 33.993        | 202.6        |
| 10   | <b>1'47.490</b> | 26.227        | 16.268        | 31.588        | 33.407        | <b>212.3</b> | 2  | <b>1'47.876</b> | 26.439        | 16.446        | 31.578        | 33.413        | 204.0        |
| 11   | <b>1'52.469</b> | 30.747        | 16.337        | 31.690        | 33.695        | 209.0        | 3  | <b>1'47.834</b> | 26.330        | 16.415        | 31.632        | 33.457        | 203.8        |
| 12   | <b>1'47.923</b> | 26.423        | 16.350        | 31.453        | 33.697        | 207.7        | 4  | <b>1'47.612</b> | 26.387        | 16.393        | 31.466        | 33.366        | 204.5        |
| 13   | 1'43.957 P      | 27.004        | 16.717        | 32.059        | 28.177        | 206.0        | 5  | <b>1'47.783</b> | 26.389        | 16.504        | 31.574        | 33.316        | 203.3        |
| 14   | 1'55.351        | 33.369        | 16.529        | 32.204        | 33.249        | 207.9        | 6  | 1'48.088 P      | 27.673        | 16.915        | 33.122        | 30.378        | 198.2        |
| 15   | <b>1'46.967</b> | 26.287        | <b>16.211</b> | 31.211        | 33.258        | 209.7        | 7  | 2'01.715        | 31.804        | 20.310        | 36.213        | 33.388        | 86.7         |
| 16   | <b>1'47.816</b> | 26.443        | 16.490        | 31.435        | 33.448        | 206.7        | 8  | <b>1'46.739</b> | <b>26.164</b> | 16.205        | 31.261        | <b>33.109</b> | 208.5        |
| 17   | <b>1'48.786</b> | 26.593        | 16.508        | 31.625        | 34.060        | 206.1        | 9  | <b>1'53.780</b> | 26.165        | 18.812        | 34.506        | 34.297        | 138.4        |
| <b>3rd 21 Fabio DI GIANNANT</b> Del Conca Gresini Mo ITA |                 |               |               |               |               |              | <b>10 1'47.005</b> 26.173 16.263 31.401 33.168 207.6   |                 |               |               |               |               |              |
| Runs=4 Total laps=14 Full laps=7                         |                 |               |               |               |               |              | <b>11 1'47.200</b> 26.226 <b>16.176</b> 31.400 33.398 <b>211.3</b>   |                 |               |               |               |               |              |
| 1  | 3'08.264        | 30.453        | 17.033        | 32.393        | 33.934        | 198.6        | 12   | 1'46.283 P      | 28.263        | 16.754        | 31.941        | 29.325        | 205.6        |
| 2  | <b>1'47.894</b> | 26.439        | 16.532        | 31.375        | 33.548        | 200.8        | 13   | 2'01.374        | 33.520        | 17.334        | 35.784        | 34.736        | 185.3        |
| 3  | <b>1'47.671</b> | 26.317        | 16.543        | 31.285        | 33.526        | 201.1        | 14   | <b>1'46.984</b> | 26.272        | 16.337        | <b>31.208</b> | 33.167        | 207.8        |
| 4  | <b>1'47.562</b> | 26.368        | 16.581        | 31.288        | 33.325        | 200.3        | 15   | <b>1'50.513</b> | 26.848        | 16.510        | 33.273        | 33.882        | 206.5        |
| 5  | 1'45.086 P      | 26.328        | 16.999        | 32.810        | 28.949        | 193.0        | <b>Fastest Lap:</b> Jorge MARTIN Del Conca Gresini Mo SPA <b>1'46.193</b> 25.942 16.221 30.895 33.135  |                 |               |               |               |               |              |
| 6  | 1'52.402        | 30.373        | 16.751        | 31.738        | 33.540        | 199.8        | These data/results cannot be reproduced, stored and/or transmitted in whole or in part by any manner of electronic, mechanical, photocopying, recording, broadcasting or otherwise now known or herein after developed without the previous express consent by the copyright owner, except for reproduction in daily press and regular printed publications on sale to the public within 60 days of the event related to those data/results and always provided that copyright symbol appears together as follows below. |                 |               |               |               |               |              |
| 7  | <b>1'46.877</b> | <b>26.093</b> | 16.488        | <b>31.000</b> | 33.296        | 202.5        | © DORNA, 2018  |                 |               |               |               |               |              |

**Fastest Lap:** Jorge MARTIN Del Conca Gresini Mo SPA **1'46.193** 25.942 16.221 30.895 33.135

These data/results cannot be reproduced, stored and/or transmitted in whole or in part by any manner of electronic, mechanical, photocopying, recording, broadcasting or otherwise now known or herein after developed without the previous express consent by the copyright owner, except for reproduction in daily press and regular printed publications on sale to the public within 60 days of the event related to those data/results and always provided that copyright symbol appears together as follows below.  
© DORNA, 2018



# Qualifying

# Moto3

| Lap        | Lap Time        | T1   | T2            | T3           | T4     | Speed | Lap | Lap Time        | T1       | T2     | T3     | T4       | Speed  |       |
|------------|-----------------|--|---------------|--------------|--------|-------|-----|-----------------|----------|--------|--------|----------|--------|-------|
| <b>6th</b> | <b>16</b>       | <b>Andrea MIGNO</b> Angel Nieto Team Mot ITA |               |              |        |       |     | 1               | 3'39.690 | 30.137 | 17.664 | 41.699   | 47.176 | 187.7 |
|            |                 | Runs=3                                       | Total laps=14 | Full laps=9  |        |       | 2   | 1'42.500 P      | 26.479   | 16.654 | 31.730 | 27.637   | 202.6  |       |
| 1          | 3'55.968        | 53.575                                       | 18.001        | 36.575       | 36.738 | 185.1 | 3   | 1'53.547        | 30.635   | 16.510 | 32.778 | 33.624   | 213.3  |       |
| 2          | <b>1'52.937</b> | 26.677                                       | 16.376        | 34.978       | 34.906 | 209.0 | 4   | <b>1'47.505</b> | 26.446   | 16.289 | 31.421 | 33.349   | 211.4  |       |
| 3          | <b>1'48.158</b> | 26.643                                       | 16.513        | 31.703       | 33.299 | 208.5 | 5   | <b>1'47.860</b> | 26.314   | 16.325 | 31.623 | 33.598   | 209.9  |       |
| 4          | <b>1'49.860</b> | 26.581                                       | 16.563        | 33.381       | 33.335 | 207.0 | 6   | <b>1'47.600</b> | 26.386   | 16.279 | 31.461 | 33.474   | 210.7  |       |
| 5          | <b>1'47.052</b> | 26.280                                       | 16.216        | 31.409       | 33.147 | 213.4 | 7   | 1'47.285 P      | 28.644   | 16.494 | 33.908 | 28.239   | 204.0  |       |
| 6          | 1'46.630 P      | 28.806                                       | 16.649        | 31.804       | 29.371 | 206.7 | 8   | 2'08.838        | 39.874   | 17.127 | 36.608 | 35.229   | 200.9  |       |
| 7          | 2'06.335        | 43.081                                       | 16.591        | 31.968       | 34.695 | 207.5 | 9   | <b>1'50.351</b> | 26.750   | 16.760 | 32.952 | 33.889   | 202.3  |       |
| 8          | <b>1'49.766</b> | 26.393                                       | 16.312        | 33.640       | 33.421 | 211.6 | 10  | <b>1'49.883</b> | 26.516   | 16.681 | 32.093 | 34.593   | 203.4  |       |
| 9          | <b>1'46.770</b> | 26.251                                       | 16.250        | 31.268       | 33.001 | 207.4 | 11  | 8'49.067 P      | 26.548   | 16.676 | 31.792 | 7'34.051 | 201.9  |       |
| 10         | 1'43.823 P      | 27.715                                       | 16.492        | 31.841       | 27.775 | 206.7 | 12  | 2'23.946        | 46.494   | 17.005 | 42.233 | 38.214   | 203.5  |       |
| 11         | 2'25.011        | 43.862                                       | 16.659        | 39.123       | 45.367 | 207.9 | 13  | <b>1'47.748</b> | 26.387   | 16.357 | 31.408 | 33.596   | 206.5  |       |
| 12         | <b>2'02.523</b> | 30.828                                       | 18.761        | 32.658       | 40.276 | 167.7 | 14  | <b>1'49.022</b> | 28.031   | 16.387 | 31.325 | 33.279   | 209.3  |       |
| 13         | <b>1'51.069</b> | 26.737                                       | 16.662        | 34.499       | 33.171 | 205.5 | 15  | <b>1'46.898</b> | 26.176   | 16.279 | 31.292 | 33.151   | 209.2  |       |
| 14         | <b>1'47.181</b> | 26.112                                       | 16.326        | 31.522       | 33.221 | 207.4 |     |                 |          |        |        |          |        |       |
| <b>7th</b> | <b>72</b>       | <b>Alonso LOPEZ</b> Estrella Galicia 0,0 SPA |               |              |        |       |     | 1               | 3'49.113 | 48.930 | 19.748 | 34.758   | 37.369 | 183.6 |
|            |                 | Runs=3                                       | Total laps=18 | Full laps=12 |        |       | 2   | <b>1'51.535</b> | 26.574   | 18.081 | 31.873 | 35.007   | 202.3  |       |
| 1          | 3'51.744        | 41.138                                       | 17.060        | 33.990       | 36.597 | 204.6 | 3   | <b>1'48.230</b> | 26.445   | 16.628 | 31.552 | 33.605   | 203.0  |       |
| 2          | <b>1'48.309</b> | 26.308                                       | 16.719        | 31.653       | 33.629 | 203.8 | 4   | <b>1'50.240</b> | 26.749   | 16.722 | 32.034 | 34.735   | 203.2  |       |
| 3          | <b>1'51.383</b> | 29.392                                       | 16.552        | 31.984       | 33.455 | 206.4 | 5   | <b>1'47.548</b> | 26.607   | 16.348 | 31.423 | 33.170   | 210.9  |       |
| 4          | <b>1'47.710</b> | 26.364                                       | 16.590        | 31.284       | 33.472 | 202.1 | 6   | 1'46.293 P      | 27.657   | 16.706 | 31.800 | 30.130   | 203.1  |       |
| 5          | 1'47.501 *      | 26.43*                                       | 16.444        | 31.248       | 33.375 | 205.0 | 7   | 2'02.363        | 32.942   | 20.353 | 35.700 | 33.368   | 94.9   |       |
| 6          | 1'46.888 P      | 27.876                                       | 17.017        | 32.567       | 29.428 | 191.7 | 8   | <b>1'46.905</b> | 26.127   | 16.272 | 31.299 | 33.207   | 207.0  |       |
| 7          | 1'55.176        | 32.163                                       | 16.687        | 31.915       | 34.411 | 200.9 | 9   | 1'46.796 P      | 26.135   | 16.528 | 32.159 | 31.974   | 205.0  |       |
| 8          | <b>1'47.858</b> | 26.428                                       | 16.532        | 31.368       | 33.530 | 201.4 | 10  | 1'58.861        | 37.481   | 16.521 | 31.465 | 33.394   | 207.5  |       |
| 9          | <b>1'47.759</b> | 26.428                                       | 16.549        | 31.342       | 33.440 | 201.6 | 11  | <b>2'01.828</b> | 26.172   | 16.230 | 34.955 | 44.471   | 208.0  |       |
| 10         | <b>1'50.403</b> | 27.973                                       | 16.406        | 32.157       | 33.867 | 206.4 | 12  | <b>2'01.522</b> | 29.337   | 16.873 | 37.376 | 37.936   | 188.4  |       |
| 11         | <b>1'47.615</b> | 26.231                                       | 16.475        | 31.471       | 33.438 | 207.8 | 13  | <b>1'47.518</b> | 26.343   | 16.406 | 31.450 | 33.319   | 207.5  |       |
| 12         | 1'48.706 P      | 28.237                                       | 17.507        | 33.602       | 29.360 | 186.6 | 14  | <b>1'47.328</b> | 26.303   | 16.423 | 31.357 | 33.245   | 206.3  |       |
| 13         | 1'58.621        | 37.445                                       | 16.258        | 31.294       | 33.624 | 208.4 |     |                 |          |        |        |          |        |       |
| 14         | <b>1'46.820</b> | 26.223                                       | 16.282        | 31.153       | 33.162 | 207.2 |     |                 |          |        |        |          |        |       |
| 15         | <b>1'52.279</b> | 27.624                                       | 16.661        | 34.708       | 33.286 | 206.0 |     |                 |          |        |        |          |        |       |
| 16         | <b>1'49.485</b> | 26.525                                       | 16.267        | 32.165       | 34.528 | 207.3 |     |                 |          |        |        |          |        |       |
| 17         | <b>1'50.685</b> | 26.422                                       | 16.534        | 33.433       | 34.296 | 204.4 |     |                 |          |        |        |          |        |       |
| 18         | <b>1'48.058</b> | 26.481                                       | 16.371        | 31.561       | 33.645 | 208.0 |     |                 |          |        |        |          |        |       |
| <b>8th</b> | <b>33</b>       | <b>Enea BASTIANINI</b> Leopard Racing ITA    |               |              |        |       |     | 1               | 3'48.882 | 47.570 | 18.082 | 34.249   | 37.449 | 182.3 |
|            |                 | Runs=3                                       | Total laps=13 | Full laps=8  |        |       | 2   | <b>1'52.605</b> | 26.659   | 18.158 | 31.762 | 36.026   | 201.3  |       |
| 1          | 3'48.882        | 47.570                                       | 18.082        | 34.249       | 37.449 | 182.3 | 3   | <b>1'47.708</b> | 26.492   | 16.496 | 31.356 | 33.364   | 201.3  |       |
| 2          | <b>1'52.605</b> | 26.659                                       | 18.158        | 31.762       | 36.026 | 201.3 | 4   | <b>1'48.655</b> | 26.559   | 16.753 | 31.734 | 33.609   | 202.0  |       |
| 3          | <b>1'47.708</b> | 26.492                                       | 16.496        | 31.356       | 33.364 | 201.3 | 5   | 1'43.183 P      | 26.594   | 16.610 | 31.629 | 28.350   | 202.2  |       |
| 4          | <b>1'48.655</b> | 26.559                                       | 16.753        | 31.734       | 33.609 | 202.0 | 6   | 1'51.527        | 29.788   | 16.600 | 31.411 | 33.728   | 203.1  |       |
| 5          | 1'43.183 P      | 26.594                                       | 16.610        | 31.629       | 28.350 | 202.2 | 7   | <b>1'47.144</b> | 26.166   | 16.431 | 31.190 | 33.357   | 203.8  |       |
| 6          | 1'51.527        | 29.788                                       | 16.600        | 31.411       | 33.728 | 203.1 | 8   | <b>1'46.894</b> | 26.124   | 16.410 | 31.196 | 33.164   | 204.4  |       |
| 7          | <b>1'47.144</b> | 26.166                                       | 16.431        | 31.190       | 33.357 | 203.8 | 9   | 1'44.007 P      | 26.736   | 16.575 | 31.476 | 29.220   | 203.4  |       |
| 8          | <b>1'46.894</b> | 26.124                                       | 16.410        | 31.196       | 33.164 | 204.4 | 10  | 2'13.666        | 46.089   | 17.498 | 33.060 | 37.019   | 204.3  |       |
| 9          | 1'44.007 P      | 26.736                                       | 16.575        | 31.476       | 29.220 | 203.4 | 11  | <b>1'47.169</b> | 26.229   | 16.400 | 31.209 | 33.331   | 202.9  |       |
| 10         | 2'13.666        | 46.089                                       | 17.498        | 33.060       | 37.019 | 204.3 | 12  | <b>1'47.070</b> | 26.138   | 16.491 | 31.194 | 33.247   | 204.5  |       |
| 11         | <b>1'47.169</b> | 26.229                                       | 16.400        | 31.209       | 33.331 | 202.9 | 13  | <b>1'52.743</b> | 27.641   | 16.654 | 32.348 | 36.100   | 204.4  |       |
| 12         | <b>1'47.070</b> | 26.138                                       | 16.491        | 31.194       | 33.247 | 204.5 |     |                 |          |        |        |          |        |       |
| 13         | <b>1'52.743</b> | 27.641                                       | 16.654        | 32.348       | 36.100 | 204.4 |     |                 |          |        |        |          |        |       |
| <b>9th</b> | <b>48</b>       | <b>Lorenzo DALLA PO</b> Leopard Racing ITA   |               |              |        |       |     | 1               | 3'54.501 | 38.530 | 17.029 | 34.249   | 36.520 | 201.0 |
|            |                 | Runs=4                                       | Total laps=15 | Full laps=8  |        |       |     |                 |          |        |        |          |        |       |

**Fastest Lap:** Jorge MARTIN Del Conca Gresini Mo SPA **1'46.193** 25.942 16.221 30.895 33.135

These data/results cannot be reproduced, stored and/or transmitted in whole or in part by any manner of electronic, mechanical, photocopying, recording, broadcasting or otherwise now known or herein after developed without the previous express consent by the copyright owner, except for reproduction in daily press and regular printed publications on sale to the public within 60 days of the event related to those data/results and always provided that copyright symbol appears together as follows below.  
© DORNA, 2018



# Qualifying

# Moto3

| Lap                               | Lap Time        | T1            | T2            | T3            | T4            | Speed        | Lap                             | Lap Time        | T1            | T2            | T3            | T4            | Speed        |
|-----------------------------------|-----------------|---------------|---------------|---------------|---------------|--------------|---------------------------------|-----------------|---------------|---------------|---------------|---------------|--------------|
| <b>15th 44 Aron CANET</b>         |                 |               |               |               |               |              | <b>Estrella Galicia 0,0 SPA</b> |                 |               |               |               |               |              |
| Runs=3 Total laps=17 Full laps=11 |                 |               |               |               |               |              |                                 |                 |               |               |               |               |              |
| 1                                 | 3'54.149        | 43.931        | 17.185        | 34.537        | 36.164        | 187.6        | 1                               | 3'54.149        | 43.931        | 17.185        | 34.537        | 36.164        | 187.6        |
| 2                                 | <b>1'51.768</b> | 26.491        | 16.445        | 33.886        | 34.946        | 203.0        | 2                               | <b>1'51.768</b> | 26.491        | 16.445        | 33.886        | 34.946        | 203.0        |
| 3                                 | <b>1'47.998</b> | 26.593        | 16.572        | 31.447        | 33.386        | <b>207.2</b> | 3                               | <b>1'47.998</b> | 26.593        | 16.572        | 31.447        | 33.386        | <b>207.2</b> |
| 4                                 | <b>1'47.347</b> | 26.387        | 16.404        | 31.312        | 33.244        | 203.1        | 4                               | <b>1'47.347</b> | 26.387        | 16.404        | 31.312        | 33.244        | 203.1        |
| 5                                 | 1'49.653        | *             | 26.35*        | 16.461        | 32.989        | 205.3        | 5                               | 1'49.653        | *             | 26.35*        | 16.461        | 32.989        | 205.3        |
| 6                                 | 1'44.553        | P             | 26.721        | 16.579        | 32.047        | 205.9        | 6                               | 1'44.553        | P             | 26.721        | 16.579        | 32.047        | 205.9        |
| 7                                 | 1'54.899        | 30.437        | 17.492        | 32.490        | 34.480        | 190.9        | 7                               | 1'54.899        | 30.437        | 17.492        | 32.490        | 34.480        | 190.9        |
| 8                                 | <b>1'48.259</b> | 26.341        | 16.407        | 32.187        | 33.324        | 206.1        | 8                               | <b>1'48.259</b> | 26.341        | 16.407        | 32.187        | 33.324        | 206.1        |
| 9                                 | <b>1'47.037</b> | <b>26.289</b> | <b>16.319</b> | 31.435        | <b>32.994</b> | 204.8        | 9                               | <b>1'47.037</b> | <b>26.289</b> | <b>16.319</b> | 31.435        | <b>32.994</b> | 204.8        |
| 10                                | <b>1'47.491</b> | 26.325        | 16.550        | 31.260        | 33.356        | 200.3        | 10                              | <b>1'47.491</b> | 26.325        | 16.550        | 31.260        | 33.356        | 200.3        |
| 11                                | 1'43.594        | P             | 26.824        | 16.726        | 31.865        | 197.9        | 11                              | 1'43.594        | P             | 26.824        | 16.726        | 31.865        | 197.9        |
| 12                                | 1'50.190        | 29.208        | 16.484        | 31.199        | 33.299        | 201.1        | 12                              | 1'50.190        | 29.208        | 16.484        | 31.199        | 33.299        | 201.1        |
| 13                                | <b>1'47.239</b> | 26.381        | 16.405        | <b>31.180</b> | 33.273        | 201.3        | 13                              | <b>1'47.239</b> | 26.381        | 16.405        | <b>31.180</b> | 33.273        | 201.3        |
| 14                                | <b>1'55.246</b> | 28.244        | 16.576        | 36.797        | 33.629        | 199.2        | 14                              | <b>1'55.246</b> | 28.244        | 16.576        | 36.797        | 33.629        | 199.2        |
| 15                                | <b>1'47.219</b> | 26.304        | 16.367        | 31.319        | 33.229        | 204.3        | 15                              | <b>1'47.219</b> | 26.304        | 16.367        | 31.319        | 33.229        | 204.3        |
| 16                                | <b>1'52.174</b> | 26.796        | 17.171        | 33.389        | 34.818        | 180.3        | 16                              | <b>1'52.174</b> | 26.796        | 17.171        | 33.389        | 34.818        | 180.3        |
| 17                                | <b>1'47.538</b> | 26.293        | 16.363        | 31.483        | 33.399        | 207.2        | 17                              | <b>1'47.538</b> | 26.293        | 16.363        | 31.483        | 33.399        | 207.2        |
| <b>16th 84 Jakub KORNFEIL</b>     |                 |               |               |               |               |              | <b>Redox PruestelGP CZE</b>     |                 |               |               |               |               |              |
| Runs=4 Total laps=13 Full laps=6  |                 |               |               |               |               |              |                                 |                 |               |               |               |               |              |
| 1                                 | 3'49.269        | 47.567        | 17.710        | 34.602        | 36.706        | 200.6        | 1                               | 3'49.269        | 47.567        | 17.710        | 34.602        | 36.706        | 200.6        |
| 2                                 | <b>1'52.646</b> | 26.915        | 18.330        | 33.748        | 33.653        | 196.3        | 2                               | <b>1'52.646</b> | 26.915        | 18.330        | 33.748        | 33.653        | 196.3        |
| 3                                 | <b>1'47.503</b> | 26.443        | 16.346        | 31.446        | 33.268        | 207.0        | 3                               | <b>1'47.503</b> | 26.443        | 16.346        | 31.446        | 33.268        | 207.0        |
| 4                                 | <b>1'48.928</b> | 26.532        | 16.569        | 32.104        | 33.723        | 204.2        | 4                               | <b>1'48.928</b> | 26.532        | 16.569        | 32.104        | 33.723        | 204.2        |
| 5                                 | 1'43.450        | P             | 26.586        | 16.522        | 31.502        | 206.0        | 5                               | 1'43.450        | P             | 26.586        | 16.522        | 31.502        | 206.0        |
| 6                                 | 1'53.368        | 30.421        | 16.848        | 32.155        | 33.944        | 204.1        | 6                               | 1'53.368        | 30.421        | 16.848        | 32.155        | 33.944        | 204.1        |
| 7                                 | 1'43.895        | P             | 26.769        | 16.798        | 32.060        | 202.2        | 7                               | 1'43.895        | P             | 26.769        | 16.798        | 32.060        | 202.2        |
| 8                                 | 2'01.965        | 36.853        | 17.048        | 33.882        | 34.182        | 199.0        | 8                               | 2'01.965        | 36.853        | 17.048        | 33.882        | 34.182        | 199.0        |
| 9                                 | 1'44.518        | P             | 26.883        | 16.667        | 32.154        | 201.4        | 9                               | 1'44.518        | P             | 26.883        | 16.667        | 32.154        | 201.4        |
| 10                                | 2'31.781        | 54.336        | 16.728        | 42.676        | 38.041        | 206.2        | 10                              | 2'31.781        | 54.336        | 16.728        | 42.676        | 38.041        | 206.2        |
| 11                                | <b>1'47.619</b> | 26.688        | <b>16.250</b> | 31.447        | 33.234        | 205.4        | 11                              | <b>1'47.619</b> | 26.688        | <b>16.250</b> | 31.447        | 33.234        | 205.4        |
| 12                                | <b>1'47.042</b> | <b>26.323</b> | 16.388        | <b>31.271</b> | 33.060        | <b>207.6</b> | 12                              | <b>1'47.042</b> | <b>26.323</b> | 16.388        | <b>31.271</b> | 33.060        | <b>207.6</b> |
| 13                                | <b>1'47.222</b> | 26.494        | 16.360        | 31.321        | <b>33.047</b> | 207.4        | 13                              | <b>1'47.222</b> | 26.494        | 16.360        | 31.321        | <b>33.047</b> | 207.4        |
| <b>17th 17 John MCPHEE</b>        |                 |               |               |               |               |              | <b>CIP - Green Power GBR</b>    |                 |               |               |               |               |              |
| Runs=3 Total laps=14 Full laps=9  |                 |               |               |               |               |              |                                 |                 |               |               |               |               |              |
| 1                                 | 3'54.937        | 43.201        | 17.329        | 34.696        | 36.740        | 189.2        | 1                               | 3'54.937        | 43.201        | 17.329        | 34.696        | 36.740        | 189.2        |
| 2                                 | <b>1'51.786</b> | 26.548        | 16.253        | 33.782        | 35.203        | 209.6        | 2                               | <b>1'51.786</b> | 26.548        | 16.253        | 33.782        | 35.203        | 209.6        |
| 3                                 | <b>1'51.558</b> | 28.753        | 17.010        | 31.996        | 33.799        | 208.7        | 3                               | <b>1'51.558</b> | 28.753        | 17.010        | 31.996        | 33.799        | 208.7        |
| 4                                 | <b>1'47.856</b> | 26.450        | 16.336        | 31.700        | 33.370        | 211.1        | 4                               | <b>1'47.856</b> | 26.450        | 16.336        | 31.700        | 33.370        | 211.1        |
| 5                                 | <b>1'47.105</b> | 26.311        | 16.246        | <b>31.359</b> | <b>33.189</b> | 209.6        | 5                               | <b>1'47.105</b> | 26.311        | 16.246        | <b>31.359</b> | <b>33.189</b> | 209.6        |
| 6                                 | 1'45.348        | P             | 26.459        | 16.396        | 33.309        | 208.5        | 6                               | 1'45.348        | P             | 26.459        | 16.396        | 33.309        | 208.5        |
| 7                                 | 2'02.761        | 32.169        | 17.243        | 39.691        | 33.658        | 197.2        | 7                               | 2'02.761        | 32.169        | 17.243        | 39.691        | 33.658        | 197.2        |
| 8                                 | <b>1'52.348</b> | 26.372        | 16.271        | 32.640        | 37.065        | 205.5        | 8                               | <b>1'52.348</b> | 26.372        | 16.271        | 32.640        | 37.065        | 205.5        |
| 9                                 | <b>1'48.176</b> | 26.564        | 16.563        | 31.535        | 33.514        | 202.9        | 9                               | <b>1'48.176</b> | 26.564        | 16.563        | 31.535        | 33.514        | 202.9        |
| 10                                | 1'49.785        | P             | 29.035        | 17.015        | 33.429        | 190.6        | 10                              | 1'49.785        | P             | 29.035        | 17.015        | 33.429        | 190.6        |
| 11                                | 2'11.480        | 42.271        | 17.789        | 34.306        | 37.114        | 194.2        | 11                              | 2'11.480        | 42.271        | 17.789        | 34.306        | 37.114        | 194.2        |
| 12                                | <b>1'50.966</b> | 26.574        | 16.613        | 31.957        | 35.822        | 197.7        | 12                              | <b>1'50.966</b> | 26.574        | 16.613        | 31.957        | 35.822        | 197.7        |
| 13                                | <b>1'52.116</b> | 26.600        | 16.764        | 33.752        | 35.000        | 201.0        | 13                              | <b>1'52.116</b> | 26.600        | 16.764        | 33.752        | 35.000        | 201.0        |
| 14                                | <b>1'47.241</b> | <b>26.174</b> | <b>16.125</b> | 31.577        | 33.365        | <b>212.6</b> | 14                              | <b>1'47.241</b> | <b>26.174</b> | <b>16.125</b> | 31.577        | 33.365        | <b>212.6</b> |
| <b>18th 42 Marcos RAMIREZ</b>     |                 |               |               |               |               |              | <b>Bester Capital Dubai SPA</b> |                 |               |               |               |               |              |
| Runs=3 Total laps=15 Full laps=10 |                 |               |               |               |               |              |                                 |                 |               |               |               |               |              |
| 1                                 | 5'47.093        | 35.055        | 18.976        | 38.173        | 35.034        | 140.3        | 1                               | 5'47.093        | 35.055        | 18.976        | 38.173        | 35.034        | 140.3        |

**Fastest Lap:** Jorge MARTIN Del Conca Gresini Mo SPA **1'46.193** 25.942 16.221 30.895 33.135

These data/results cannot be reproduced, stored and/or transmitted in whole or in part by any manner of electronic, mechanical, photocopying, recording, broadcasting or otherwise now known or herein after developed without the previous express consent by the copyright owner, except for reproduction in daily press and regular printed publications on sale to the public within 60 days of the event related to those data/results and always provided that copyright symbol appears together as follows below.  
© DORNA, 2018



# Qualifying

# Moto3

| Lap | Lap Time        | T1            | T2            | T3            | T4            | Speed        | Lap | Lap Time        | T1            | T2            | T3            | T4            | Speed        |
|-----|-----------------|---------------|---------------|---------------|---------------|--------------|-----|-----------------|---------------|---------------|---------------|---------------|--------------|
| 2   | <b>1'47.919</b> | 26.691        | 16.367        | 31.506        | 33.355        | 208.3        | 3   | 1'52.413        | 30.510        | 16.593        | 31.744        | 33.566        | 205.4        |
| 3   | <b>1'47.261</b> | 26.258        | 16.352        | 31.309        | <b>33.342</b> | 207.2        | 4   | <b>1'48.167</b> | 26.636        | 16.546        | 31.555        | 33.430        | 205.2        |
| 4   | <b>1'47.543</b> | 26.291        | <b>16.302</b> | 31.585        | 33.365        | <b>208.4</b> | 5   | <b>1'47.955</b> | 26.485        | 16.615        | 31.538        | 33.317        | 204.1        |
| 5   | <b>1'52.644</b> | 30.519        | 16.465        | 31.715        | 33.945        | 206.4        | 6   | <b>1'47.945</b> | 26.516        | 16.525        | 31.399        | 33.505        | 205.7        |
| 6   | 1'45.547 P      | 26.972        | 16.956        | 32.567        | 29.052        | 201.4        | 7   | <b>1'48.093</b> | 26.522        | 16.555        | 31.519        | 33.497        | 204.0        |
| 7   | 2'01.736        | 38.239        | 16.563        | 32.866        | 34.068        | 204.0        | 8   | 4'26.482 P      | 27.492        | 16.833        | 32.621        | 3'09.536      | 202.3        |
| 8   | <b>1'52.207</b> | 26.364        | 16.399        | 34.393        | 35.051        | 208.2        | 9   | 1'51.751        | 29.942        | 16.715        | 31.694        | 33.400        | 203.3        |
| 9   | <b>1'47.598</b> | 26.268        | 16.424        | 31.468        | 33.438        | 203.7        | 10  | <b>1'47.519</b> | 26.314        | <b>16.367</b> | <b>31.225</b> | 33.613        | 207.4        |
| 10  | <b>1'47.760</b> | 26.293        | 16.451        | 31.645        | 33.371        | 204.5        | 11  | <b>1'47.579</b> | 26.359        | 16.506        | 31.409        | 33.305        | 205.3        |
| 11  | 1'47.260 P      | 27.573        | 16.627        | 32.811        | 30.249        | 202.7        | 12  | 1'46.008 P      | 27.786        | 16.739        | 32.401        | 29.082        | 194.9        |
| 12  | 2'12.592        | 32.192        | 16.362        | 43.398        | 40.640        | 205.9        | 13  | 2'22.884        | 47.513        | 16.680        | 40.886        | 37.805        | <b>208.8</b> |
| 13  | <b>1'54.016</b> | 26.300        | 16.329        | 37.659        | 33.728        | 205.0        | 14  | <b>1'48.789</b> | 27.529        | 16.430        | 31.476        | 33.354        | 207.4        |
| 14  | <b>1'47.181</b> | <b>26.191</b> | 16.329        | <b>31.175</b> | 33.486        | 208.0        | 15  | <b>1'47.230</b> | 26.290        | 16.415        | 31.343        | <b>33.182</b> | 206.3        |
| 15  | <b>1'47.459</b> | 26.274        | 16.431        | 31.312        | 33.442        | 204.7        | 16  | <b>1'47.424</b> | <b>26.285</b> | 16.421        | 31.433        | 33.285        | 208.4        |

| 19th | 32              | Ai OGURA      | Asia Talent Team |               |               | JPN          |
|------|-----------------|---------------|------------------|---------------|---------------|--------------|
|      |                 | Runs=3        | Total laps=16    | Full laps=11  |               |              |
| 1    | 3'44.249        | 47.243        | 19.278           | 37.992        | 38.950        | 194.8        |
| 2    | <b>1'49.997</b> | 26.775        | 16.754           | 31.635        | 34.833        | 202.4        |
| 3    | <b>1'47.834</b> | 26.421        | 16.466           | 31.368        | 33.579        | 204.0        |
| 4    | <b>1'47.479</b> | <b>26.252</b> | 16.546           | 31.294        | 33.387        | 203.9        |
| 5    | <b>1'47.870</b> | 26.371        | 16.581           | 31.438        | 33.480        | 204.2        |
| 6    | 1'45.237 P      | 27.079        | 17.116           | 32.085        | 28.957        | 202.6        |
| 7    | 2'07.936 *      | 44.846        | 17.227           | 32.157        | 33.706*       | 200.9        |
| 8    | <b>1'47.215</b> | 26.347        | <b>16.388</b>    | <b>31.223</b> | <b>33.257</b> | 206.5        |
| 9    | <b>1'51.638</b> | 26.644        | 16.727           | 34.518        | 33.749        | 202.3        |
| 10   | <b>1'47.778</b> | 26.405        | 16.482           | 31.379        | 33.512        | 206.0        |
| 11   | 1'44.517 P      | 27.064        | 16.860           | 31.756        | 28.837        | 205.7        |
| 12   | 2'12.664        | 47.949        | 17.579           | 31.909        | 35.227        | 198.4        |
| 13   | <b>1'50.374</b> | 27.813        | 16.823           | 32.144        | 33.594        | 206.6        |
| 14   | <b>1'47.293</b> | 26.289        | 16.438           | 31.241        | 33.325        | <b>207.6</b> |
| 15   | <b>1'47.347</b> | 26.263        | 16.488           | 31.253        | 33.343        | 205.9        |
| 16   | <b>1'47.885</b> | 26.374        | 16.571           | 31.512        | 33.428        | 206.2        |

| 22nd | 8               | Nicolo BULEGA | SKY Racing Team VR |               |               | ITA          |
|------|-----------------|---------------|--------------------|---------------|---------------|--------------|
|      |                 | Runs=3        | Total laps=18      | Full laps=13  |               |              |
| 1    | 3'55.387        | 39.486        | 16.967             | 33.781        | 36.716        | 204.4        |
| 2    | <b>1'52.703</b> | 26.679        | 16.451             | 34.544        | 35.029        | 206.0        |
| 3    | <b>1'49.896</b> | 27.401        | 16.787             | 32.019        | 33.689        | 206.8        |
| 4    | <b>1'48.495</b> | 26.698        | 16.332             | 31.635        | 33.830        | <b>208.9</b> |
| 5    | <b>1'48.244</b> | 26.554        | 16.370             | 31.763        | 33.557        | 208.1        |
| 6    | 1'46.949 P      | 26.889        | 16.599             | 33.900        | 29.561        | 202.5        |
| 7    | 1'51.662        | 30.028        | 16.569             | 31.564        | 33.501        | 205.5        |
| 8    | <b>1'47.365</b> | <b>26.248</b> | 16.407             | 31.449        | <b>33.261</b> | 205.1        |
| 9    | <b>1'47.640</b> | 26.348        | 16.398             | 31.382        | 33.512        | 205.1        |
| 10   | <b>1'49.712</b> | 26.326        | 16.431             | 33.325        | 33.630        | 205.3        |
| 11   | <b>1'48.171</b> | 26.522        | 16.486             | 31.651        | 33.512        | 204.1        |
| 12   | 1'46.160 P      | 27.196        | 17.260             | 32.931        | 28.773        | 191.9        |
| 13   | 1'50.796        | 29.613        | 16.500             | 31.348        | 33.335        | 205.6        |
| 14   | <b>1'47.253</b> | 26.341        | <b>16.311</b>      | <b>31.315</b> | 33.286        | 207.0        |
| 15   | <b>2'01.925</b> | 35.355        | 16.889             | 33.864        | 35.817        | 205.8        |
| 16   | <b>2'01.455</b> | 26.512        | 16.390             | 43.750        | 34.803        | 205.8        |
| 17   | <b>1'51.209</b> | 26.431        | 16.390             | 31.392        | 36.996        | 207.0        |
| 18   | <b>1'47.616</b> | 26.477        | 16.388             | 31.442        | 33.309        | 207.0        |

| 20th | 19              | Gabriel RODRIGO | RBA BOE Skull Rider |               |               | ARG          |
|------|-----------------|-----------------|---------------------|---------------|---------------|--------------|
|      |                 | Runs=4          | Total laps=15       | Full laps=7   |               |              |
| 1    | 3'53.071        | 44.220          | 18.346              | 35.933        | 37.167        | 163.6        |
| 2    | <b>1'52.685</b> | 26.342          | 16.254              | 31.896        | 38.193        | <b>209.9</b> |
| 3    | <b>1'52.281</b> | 26.464          | 16.482              | 36.066        | <b>33.269</b> | 204.8        |
| 4    | <b>1'47.281</b> | 26.291          | 16.357              | <b>31.324</b> | 33.309        | 206.7        |
| 5    | 1'43.533 P      | 26.536          | 16.476              | 31.865        | 28.656        | 208.4        |
| 6    | 1'56.605        | 34.243          | 16.737              | 31.958        | 33.667        | 203.2        |
| 7    | <b>1'48.831</b> | 26.695          | 16.671              | 31.870        | 33.595        | 202.2        |
| 8    | <b>1'48.255</b> | 26.557          | 16.514              | 31.654        | 33.530        | 203.7        |
| 9    | 1'45.118 P      | 26.728          | 16.930              | 32.179        | 29.281        | 200.8        |
| 10   | 2'11.382        | 44.761          | 16.885              | 35.312        | 34.424        | 201.3        |
| 11   | <b>1'47.218</b> | 26.242          | 16.217              | 31.328        | 33.431        | 204.8        |
| 12   | 4'18.178 P      | 26.758          | 16.824              | 31.935        | 3'02.661      | 201.3        |
| 13   | 2'21.792        | 38.326          | 16.788              | 42.254        | 44.424        | 201.4        |
| 14   | <b>2'14.610</b> | 26.488          | 19.038              | 45.243        | 43.841        | 183.1        |
|      | unfinished      | <b>26.201</b>   | <b>16.173</b>       |               |               | 209.2        |

| 23rd | 71              | Ayumu SASAKI  | Petronas Sprinta Raci |               |               | JPN          |
|------|-----------------|---------------|-----------------------|---------------|---------------|--------------|
|      |                 | Runs=3        | Total laps=15         | Full laps=10  |               |              |
| 1    | 3'49.017        | 48.292        | 17.071                | 33.844        | 36.603        | 198.5        |
| 2    | <b>1'55.691</b> | 26.743        | 18.677                | 34.701        | 35.570        | 176.3        |
| 3    | <b>1'49.390</b> | 27.410        | 16.781                | 31.964        | 33.235        | 205.7        |
| 4    | <b>1'47.261</b> | 26.305        | 16.300                | 31.436        | <b>33.220</b> | <b>210.8</b> |
| 5    | <b>1'48.780</b> | 26.327        | 16.410                | 32.476        | 33.567        | 205.8        |
| 6    | 1'46.250 P      | 26.779        | 16.689                | 33.049        | 29.733        | 201.3        |
| 7    | 1'57.276        | 31.912        | 17.195                | 32.833        | 35.336        | 195.4        |
| 8    | <b>1'50.618</b> | 26.226        | 16.377                | 33.386        | 34.629        | 205.8        |
| 9    | <b>1'49.668</b> | 26.704        | 16.785                | 32.085        | 34.094        | 201.7        |
| 10   | 1'46.153 P      | 26.928        | 16.847                | 32.412        | 29.966        | 204.1        |
| 11   | 1'57.760        | 36.572        | 16.515                | 31.369        | 33.304        | 206.5        |
| 12   | <b>2'02.345</b> | <b>26.161</b> | <b>16.244</b>         | 35.616        | 44.324        | 209.3        |
| 13   | <b>1'57.388</b> | 27.497        | 16.927                | 37.575        | 35.389        | 193.2        |
| 14   | <b>1'50.990</b> | 26.452        | 17.128                | 32.888        | 34.522        | 198.4        |
| 15   | <b>1'47.307</b> | 26.161        | 16.395                | <b>31.360</b> | 33.391        | 207.6        |

| 21st | 14         | Tony ARBOLINO | Marinelli Snipers Tea |             |        | ITA   |
|------|------------|---------------|-----------------------|-------------|--------|-------|
|      |            | Runs=4        | Total laps=16         | Full laps=9 |        |       |
| 1    | 3'49.676   | 47.324        | 17.042                | 35.920      | 36.156 | 199.4 |
| 2    | 1'47.417 P | 26.564        | 16.696                | 36.080      | 28.077 | 197.6 |

**Fastest Lap:** Jorge MARTIN Del Conca Gresini Mo SPA **1'46.193** 25.942 16.221 30.895 33.135

These data/results cannot be reproduced, stored and/or transmitted in whole or in part by any manner of electronic, mechanical, photocopying, recording, broadcasting or otherwise now known or herein after developed without the previous express consent by the copyright owner, except for reproduction in daily press and regular printed publications on sale to the public within 60 days of the event related to those data/results and always provided that copyright symbol appears together as follows below.  
© DORNA, 2018

# Qualifying

# Moto3

| Lap         | Lap Time        | T1  | T2            | T3            | T4            | Speed        | Lap | Lap Time        | T1            | T2   | T3            | T4            | Speed        |  |
|-------------|-----------------|---|---------------|---------------|---------------|--------------|-----|-----------------|---------------|--|---------------|---------------|--------------|--|
| <b>24th</b> | <b>75</b>       | <b>Albert ARENAS</b> Angel Nieto Team Mot SPA |               |               |               |              |     | <b>27th</b>     | <b>7</b>      | <b>Adam NORRODIN</b> Petronas Sprinta Raci MAL |               |               |              |  |
|             |                 | Runs=4  | Total laps=15 | Full laps=8   |               |              |     |                 | Runs=3        | Total laps=16                                  | Full laps=11  |               |              |  |
| 1           | 3'54.308        | 31.163  | 17.025        | 33.596        | 36.043        | 202.0        | 1   | 3'52.238        | 49.761        | 17.479   | 34.726        | 36.655        | 191.9        |  |
| 2           | <b>1'51.908</b> | 26.557  | 16.291        | 32.058        | 37.002        | 211.1        | 2   | <b>1'54.682</b> | 26.632        | 16.947   | 34.608        | 36.495        | 172.3        |  |
| 3           | <b>1'48.295</b> | 26.691  | 16.369        | 31.907        | 33.328        | <b>212.8</b> | 3   | <b>1'48.860</b> | 26.795        | 16.521   | 31.912        | 33.632        | 207.6        |  |
| 4           | <b>1'47.282</b> | 26.376  | <b>16.255</b> | 31.560        | <b>33.091</b> | 211.2        | 4   | <b>1'47.632</b> | 26.483        | <b>16.121</b>                                  | 31.679        | 33.349        | <b>210.8</b> |  |
| 5           | <b>1'47.711</b> | <b>26.232</b>                                 | 16.339        | 31.686        | 33.454        | 209.8        | 5   | <b>1'48.090</b> | <b>26.281</b> | 16.231   | 31.784        | 33.794        | 210.7        |  |
| 6           | 1'48.610        | P 26.894                                      | 17.240        | 32.348        | 32.128        | 191.3        | 6   | 1'49.945        | P 26.542      | 16.395   | 37.125        | 29.883        | 206.3        |  |
| 7           | 1'59.549        | 36.188  | 16.628        | 32.638        | 34.095        | 203.3        | 7   | 1'53.865        | 32.027        | 16.507   | 31.698        | 33.633        | 205.1        |  |
| 8           | <b>1'48.208</b> | 26.528  | 16.608        | 31.522        | 33.550        | 201.7        | 8   | <b>1'48.669</b> | 26.472        | 16.331   | 32.073        | 33.793        | 206.9        |  |
| 9           | 1'58.128        | P 26.550                                      | 16.573        | 44.447        | 30.558        | 202.9        | 9   | <b>1'49.564</b> | 27.965        | 16.429   | <b>31.599</b> | 33.571        | 204.9        |  |
| 10          | 2'11.574        | 43.804  | 16.935        | 35.372        | 35.463        | 197.7        | 10  | <b>1'48.421</b> | 26.464        | 16.409   | 31.816        | 33.732        | 207.4        |  |
| 11          | 1'45.695        | P 26.501                                      | 16.453        | 31.549        | 31.192        | 204.5        | 11  | 1'45.825        | P 26.990      | 16.846   | 32.672        | 29.317        | 196.2        |  |
| 12          | 2'14.227        | 41.046  | 16.700        | 34.639        | 41.842        | 203.3        | 12  | 1'56.037        | 34.585        | 16.501   | 31.615        | <b>33.336</b> | 208.7        |  |
| 13          | <b>2'12.294</b> | 26.439  | 16.866        | 42.170        | 46.819        | 182.3        | 13  | <b>2'13.986</b> | 26.364        | 16.220   | 46.097        | 45.305        | 201.3        |  |
| 14          | <b>1'47.567</b> | 26.451  | 16.535        | <b>31.447</b> | 33.134        | 204.3        | 14  | <b>2'02.312</b> | 28.754        | 17.728   | 32.216        | 43.614        | 187.7        |  |
| 15          | <b>1'49.541</b> | 26.612  | 16.699        | 32.209        | 34.021        | 199.0        | 15  | <b>1'48.052</b> | 26.438        | 16.267   | 31.887        | 33.460        | 208.2        |  |
|             |                 |   |               |               |               |              | 16  | <b>1'49.245</b> | 26.505        | 17.397   | 31.859        | 33.484        | 191.9        |  |
| <b>25th</b> | <b>5</b>        | <b>Jaume MASIA</b> Bester Capital Dubai SPA   |               |               |               |              |     | <b>28th</b>     | <b>11</b>     | <b>Livio LOI</b> Reale Avintia Academ BEL      |               |               |              |  |
|             |                 | Runs=3  | Total laps=15 | Full laps=10  |               |              |     |                 | Runs=3        | Total laps=15                                  | Full laps=10  |               |              |  |
| 1           | 3'51.419        | 43.394  | 17.040        | 34.407        | 36.513        | 196.3        | 1   | 3'49.314        | 47.107        | 18.001   | 35.082        | 36.357        | 194.4        |  |
| 2           | <b>1'55.003</b> | 26.425  | 16.890        | 35.809        | 35.879        | 189.9        | 2   | <b>1'52.919</b> | 26.766        | 16.726   | 35.240        | 34.187        | 202.5        |  |
| 3           | <b>1'49.010</b> | 26.603  | 16.348        | 32.409        | 33.650        | <b>212.5</b> | 3   | <b>1'49.236</b> | 26.707        | 16.735   | 32.094        | 33.700        | 203.3        |  |
| 4           | <b>1'47.752</b> | 26.349  | 16.405        | 31.711        | <b>33.287</b> | 205.5        | 4   | <b>1'48.406</b> | 26.749        | 16.488   | 31.761        | 33.408        | <b>210.8</b> |  |
| 5           | <b>1'47.990</b> | 26.294  | <b>16.284</b> | 31.785        | 33.627        | 210.8        | 5   | <b>1'52.563</b> | 26.715        | 16.646   | 35.218        | 33.984        | 202.0        |  |
| 6           | <b>1'48.044</b> | 26.581  | 16.460        | 31.593        | 33.410        | 209.5        | 6   | 1'45.478        | P 26.779      | 16.762   | 32.654        | 29.283        | 206.3        |  |
| 7           | 1'43.098        | P 26.610                                      | 16.661        | 31.814        | 28.013        | 202.0        | 7   | 2'01.621        | 31.642        | 17.938   | 38.601        | 33.440        | 174.5        |  |
| 8           | 1'54.677        | 32.131  | 16.795        | 31.868        | 33.883        | 201.2        | 8   | <b>1'48.025</b> | 26.466        | 16.523   | 31.668        | <b>33.368</b> | 206.9        |  |
| 9           | <b>1'48.676</b> | 26.484  | 16.643        | 31.621        | 33.928        | 203.1        | 9   | <b>1'48.395</b> | <b>26.438</b> | 16.327   | 31.787        | 33.843        | 209.8        |  |
| 10          | <b>1'48.011</b> | 26.450  | 16.480        | 31.512        | 33.569        | 206.2        | 10  | <b>1'48.112</b> | 26.606        | 16.311   | 31.733        | 33.462        | 209.5        |  |
| 11          | 1'43.774        | P 26.804                                      | 16.852        | 32.099        | 28.019        | 200.1        | 11  | 1'43.791        | P 27.021      | 16.668   | 32.387        | 27.715        | 206.1        |  |
| 12          | 2'06.491        | 33.130  | 16.375        | 36.331        | 40.655        | 206.9        | 12  | 2'32.330        | 54.884        | 16.949   | 42.177        | 38.320        | 208.2        |  |
| 13          | <b>1'58.771</b> | 26.602  | 16.426        | 37.590        | 38.153        | 205.9        | 13  | <b>1'47.763</b> | 26.444        | <b>16.244</b>                                  | 31.638        | 33.437        | 209.4        |  |
| 14          | <b>1'47.450</b> | <b>26.269</b>                                 | 16.361        | 31.483        | 33.337        | 206.6        | 14  | <b>1'51.803</b> | 28.286        | 16.399   | <b>31.592</b> | 35.526        | 208.6        |  |
| 15          | <b>1'47.727</b> | 26.366  | 16.492        | <b>31.467</b> | 33.402        | 203.2        | 15  | <b>1'50.072</b> | 26.544        | 16.342   | 32.444        | 34.742        | 209.1        |  |
| <b>26th</b> | <b>52</b>       | <b>Jeremy ALCOBA</b> Junior Team Estrella SPA |               |               |               |              |     | <b>29th</b>     | <b>41</b>     | <b>Nakaran ATIRATPH</b> Honda Team Asia THA    |               |               |              |  |
|             |                 | Runs=4  | Total laps=16 | Full laps=9   |               |              |     |                 | Runs=3        | Total laps=15                                  | Full laps=10  |               |              |  |
| 1           | 3'41.138        | 32.158  | 17.174        | 41.517        | 47.645        | 198.6        | 1   | 3'50.285        | 51.837        | 17.328   | 34.140        | 37.475        | 198.4        |  |
| 2           | 1'43.089        | P 26.851                                      | 16.692        | 31.744        | 27.802        | 202.3        | 2   | <b>1'52.254</b> | 26.834        | 16.962   | 34.439        | 34.019        | 195.1        |  |
| 3           | 1'52.787        | 30.537  | 16.541        | 31.854        | 33.855        | <b>208.1</b> | 3   | <b>1'48.623</b> | 26.684        | 16.574   | 31.752        | 33.613        | 203.1        |  |
| 4           | <b>1'48.037</b> | 26.529  | 16.508        | 31.519        | 33.481        | 206.1        | 4   | <b>1'48.700</b> | 26.792        | 16.639   | 31.696        | 33.573        | 206.1        |  |
| 5           | <b>1'48.753</b> | 26.533  | 16.611        | 31.649        | 33.960        | 204.2        | 5   | <b>1'51.544</b> | 27.124        | 16.612   | 33.864        | 33.944        | 200.2        |  |
| 6           | 1'44.822        | P 26.771                                      | 16.482        | 31.743        | 29.826        | 207.0        | 6   | <b>1'48.625</b> | 26.540        | 16.623   | 31.885        | 33.577        | <b>209.8</b> |  |
| 7           | 1'56.247        | 31.596  | 16.738        | 32.239        | 35.674        | 204.2        | 7   | <b>1'49.320</b> | 26.805        | 16.651   | 31.878        | 33.986        | 201.1        |  |
| 8           | <b>1'47.688</b> | 26.440  | 16.508        | <b>31.442</b> | 33.298        | 205.6        | 8   | 1'47.520        | P 26.931      | 17.297   | 32.590        | 30.702        | 198.6        |  |
| 9           | <b>1'47.484</b> | 26.530  | <b>16.352</b> | 31.500        | <b>33.102</b> | 208.0        | 9   | 2'05.639        | 36.065        | 18.060   | 33.109        | 38.405        | 194.3        |  |
| 10          | <b>1'47.879</b> | <b>26.386</b>                                 | 16.445        | 31.757        | 33.291        | 204.8        | 10  | <b>1'48.966</b> | 26.671        | 16.590   | 31.611        | 34.094        | 203.4        |  |
| 11          | 1'43.460        | P 26.618                                      | 16.729        | 32.180        | 27.933        | 202.1        | 11  | 1'47.099        | P 26.730      | 16.714   | 32.551        | 31.104        | 199.9        |  |
| 12          | 1'52.222        | 30.478  | 16.680        | 31.679        | 33.385        | 205.4        | 12  | 2'23.521        | 45.956        | 16.670   | 42.340        | 38.555        | 204.9        |  |
| 13          | <b>2'13.352</b> | 26.494  | 16.371        | 45.108        | 45.379        | 204.3        | 13  | <b>1'48.180</b> | 26.516        | <b>16.259</b>                                  | 31.724        | 33.681        | 207.8        |  |
| 14          | <b>2'02.588</b> | 27.645  | 18.079        | 32.535        | 44.329        | 178.0        | 14  | <b>1'48.180</b> | <b>26.490</b> | 16.734   | <b>31.517</b> | <b>33.439</b> | 205.4        |  |
| 15          | <b>1'48.340</b> | 26.717  | 16.361        | 31.694        | 33.568        | 208.0        | 15  | <b>1'48.439</b> | 26.611        | 16.608   | 31.576        | 33.644        | 204.1        |  |
| 16          | <b>1'48.259</b> | 26.499  | 16.838        | 31.585        | 33.337        | 205.5        |     |                 |               |  |               |               |              |  |

**Fastest Lap:** Jorge MARTIN Del Conca Gresini Mo SPA **1'46.193** 25.942 16.221 30.895 33.135

These data/results cannot be reproduced, stored and/or transmitted in whole or in part by any manner of electronic, mechanical, photocopying, recording, broadcasting or otherwise now known or herein after developed without the previous express consent by the copyright owner, except for reproduction in daily press and regular printed publications on sale to the public within 60 days of the event related to those data/results and always provided that copyright symbol appears together as follows below.  
© DORNA, 2018



# Qualifying

Moto3

| Lap         | Lap Time        | T1                   | T2            | T3            | T4                   | Speed        | Lap | Lap Time | T1 | T2 | T3 | T4 | Speed |
|-------------|-----------------|----------------------|---------------|---------------|----------------------|--------------|-----|----------|----|----|----|----|-------|
| <b>30th</b> | <b>40</b>       | <b>Darryn BINDER</b> |               |               | Red Bull KTM Ajo RSA |              |     |          |    |    |    |    |       |
|             |                 | Runs=1               |               | Total laps=3  |                      | Full laps=1  |     |          |    |    |    |    |       |
| 1           | 3'43.962        | 49.786               | 19.766        | 38.801        | 39.004               | 189.7        |     |          |    |    |    |    |       |
| 2           | <b>1'58.297</b> | 33.704               | <b>17.181</b> | <b>33.069</b> | <b>34.343</b>        | <b>197.0</b> |     |          |    |    |    |    |       |
|             | unfinished      | <b>26.714</b>        |               |               |                      |              |     |          |    |    |    |    |       |

**Fastest Lap:** Jorge MARTIN Del Conca Gresini Mo SPA **1'46.193** 25.942 16.221 30.895 33.135

These data/results cannot be reproduced, stored and/or transmitted in whole or in part by any manner of electronic, mechanical, photocopying, recording, broadcasting or otherwise now known or herein after developed without the previous express consent by the copyright owner, except for reproduction in daily press and regular printed publications on sale to the public within 60 days of the event related to those data/results and always provided that copyright symbol appears together as follows below.  
© DORNA, 2018

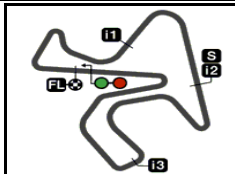
Official MotoGP Timing by **TISSOT**  
www.motogp.com

Jerez de la Frontera, Saturday, May 05, 2018

Page 6 of 6







4423 m.

**GRAN PREMIO RED BULL DE ESPAÑA**  
**Provisional Starting Grid**

Race : 22 laps = 97.306 km

**23**



|   |  |  |  |
|---|--|--|--|
| 1 | <b>1</b><br>1'46.193<br><b>88 Jorge MARTIN</b><br>Honda      | <b>2</b><br>1'46.346<br><b>65 Philipp OETTL</b><br>KTM     | <b>3</b><br>1'46.599<br><b>21 Fabio DI GIANNANTONIO</b><br>Honda |
| 2 | <b>4</b><br>1'46.614<br><b>23 Niccolò ANTONELLI</b><br>Honda | <b>5</b><br>1'46.739<br><b>12 Marco BEZZECCHI</b><br>KTM   | <b>6</b><br>1'46.770<br><b>16 Andrea MIGNO</b><br>KTM            |
| 3 | <b>7</b><br>1'46.820<br><b>72 Alonso LOPEZ</b><br>Honda      | <b>8</b><br>1'46.894<br><b>33 Enea BASTIANINI</b><br>Honda | <b>9</b><br>1'46.898<br><b>48 Lorenzo DALLA PORTA</b><br>Honda   |
| 4 | <b>10</b><br>1'46.905<br><b>24 Tatsuki SUZUKI</b><br>Honda   | <b>11</b><br>1'46.931<br><b>27 Kaito TOBA</b><br>Honda     | <b>12</b><br>1'46.955<br><b>10 Dennis FOGGIA</b><br>KTM          |
| 5 | <b>13</b><br>1'46.967<br><b>76 Makar YURCHENKO</b><br>KTM    | <b>14</b><br>1'46.969<br><b>22 Kazuki MASAKI</b><br>KTM    | <b>15</b><br>1'47.037<br><b>44 Aron CANET</b><br>Honda           |
| 6 | <b>16</b><br>1'47.042<br><b>84 Jakub KORNFEIL</b><br>KTM     | <b>17</b><br>1'47.105<br><b>17 John MCPHEE</b><br>KTM      | <b>18</b><br>1'47.181<br><b>42 Marcos RAMIREZ</b><br>KTM         |
| 7 | <b>19</b><br>1'47.215<br><b>32 Ai OGURA</b><br>Honda         | <b>20</b><br>1'47.218<br><b>19 Gabriel RODRIGO</b><br>KTM  | <b>21</b><br>1'47.230<br><b>14 Tony ARBOLINO</b><br>Honda        |
| 8 | <b>22</b><br>1'47.253<br><b>8 Nicolo BULEGA</b><br>KTM       | <b>23</b><br>1'47.261<br><b>71 Ayumu SASAKI</b><br>Honda   | <b>24</b><br>1'47.282<br><b>75 Albert ARENAS</b><br>KTM          |

The results are provisional until the end of the limit for protest and appeals and until the ratification of the Event Management Committee.

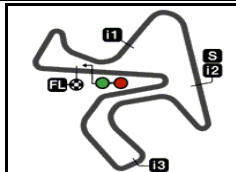
Time limit for protest expires 60' at the latest after publication of the results - Mr. .... Time: .....

These data/results cannot be reproduced, stored and/or transmitted in whole or in part by any manner of electronic, mechanical, photocopying, recording, broadcasting or otherwise now known or herein after developed without the previous express consent by the copyright owner, except for reproduction in daily press and regular printed publications on sale to the public within 60 days of the event related to those data/results and always provided that copyright symbol appears together as follows below.

© DORNA, 2018

Official MotoGP Timing by TISSOT  
 www.motogp.com





4423 m.

# GRAN PREMIO RED BULL DE ESPAÑA

## Provisional Starting Grid

Race : 22 laps = 97.306 km

23

9

**25**

1'47.450

**5 Jaume MASIA**

KTM

**26**

1'47.484

**52 Jeremy ALCOBA**

Honda

**27**

1'47.632

**7 Adam NORRODIN**

Honda

10

**28**

1'47.763

**11 Livio LOI**

KTM

**29**

1'48.180

**41 Nakarin ATIRATPHUVAPAT**

Honda

**30**

1'58.297

**40 Darryn BINDER**

KTM

The results are provisional until the end of the limit for protest and appeals and until the ratification of the Event Management Committee.

Time limit for protest expires 60' at the latest after publication of the results - Mr. .... Time: .....

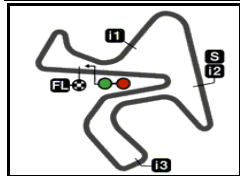
These data/results cannot be reproduced, stored and/or transmitted in whole or in part by any manner of electronic, mechanical, photocopying, recording, broadcasting or otherwise now known or herein after developed without the previous express consent by the copyright owner, except for reproduction in daily press and regular printed publications on sale to the public within 60 days of the event related to those data/results and always provided that copyright symbol appears together as follows below.

© DORNA, 2018

Official MotoGP Timing by TISSOT  
www.motogp.com

Jerez de la Frontera, Saturday, May 05, 2018 Page 2 of 2





4423 m.

## GRAN PREMIO RED BULL DE ESPAÑA

After the Qualifying

## Event Best Maximum Speed



| Rider                            | Nation Team                          | Motorcycle | Km/h         |                     |
|----------------------------------|--------------------------------------|------------|--------------|---------------------|
| 16 <b>Andrea MIGNO</b>           | ITA Angel Nieto Team Moto3           | KTM        | <b>213.4</b> | Qualifying          |
| 48 <b>Lorenzo DALLA PORTA</b>    | ITA Leopard Racing                   | HONDA      | <b>213.3</b> | Qualifying          |
| 75 <b>Albert ARENAS</b>          | SPA Angel Nieto Team Moto3           | KTM        | <b>212.8</b> | Qualifying          |
| 10 <b>Dennis FOGGIA</b>          | ITA SKY Racing Team VR46             | KTM        | <b>212.7</b> | Qualifying          |
| 17 <b>John MCPHEE</b>            | GBR CIP - Green Power                | KTM        | <b>212.6</b> | Qualifying          |
| 5 <b>Jaume MASIA</b>             | SPA Bester Capital Dubai             | KTM        | <b>212.5</b> | Qualifying          |
| 65 <b>Philipp OETTL</b>          | GER Sudmetal Schedl GP Racing        | KTM        | <b>212.3</b> | Qualifying          |
| 14 <b>Tony ARBOLINO</b>          | ITA Marinelli Snipers Team           | HONDA      | <b>211.4</b> | Free Practice Nr. 3 |
| 12 <b>Marco BEZZECCHI</b>        | ITA Redox PruestelGP                 | KTM        | <b>211.3</b> | Qualifying          |
| 33 <b>Enea BASTIANINI</b>        | ITA Leopard Racing                   | HONDA      | <b>211.1</b> | Free Practice Nr. 3 |
| 24 <b>Tatsuki SUZUKI</b>         | JPN SIC58 Squadra Corse              | HONDA      | <b>210.9</b> | Qualifying          |
| 71 <b>Ayumu SASAKI</b>           | JPN Petronas Sprinta Racing          | HONDA      | <b>210.8</b> | Qualifying          |
| 11 <b>Livio LOI</b>              | BEL Reale Avintia Academy            | KTM        | <b>210.8</b> | Qualifying          |
| 7 <b>Adam NORRODIN</b>           | MAL Petronas Sprinta Racing          | HONDA      | <b>210.8</b> | Qualifying          |
| 23 <b>Niccolò ANTONELLI</b>      | ITA SIC58 Squadra Corse              | HONDA      | <b>210.2</b> | Qualifying          |
| 84 <b>Jakub KORNFEIL</b>         | CZE Redox PruestelGP                 | KTM        | <b>209.9</b> | Free Practice Nr. 1 |
| 19 <b>Gabriel RODRIGO</b>        | ARG RBA BOE Skull Rider              | KTM        | <b>209.9</b> | Qualifying          |
| 32 <b>Ai OGURA</b>               | JPN Asia Talent Team                 | HONDA      | <b>209.8</b> | Free Practice Nr. 3 |
| 41 <b>Nakarin ATIRATPHUVAPAT</b> | THA Honda Team Asia                  | HONDA      | <b>209.8</b> | Qualifying          |
| 22 <b>Kazuki MASAKI</b>          | JPN RBA BOE Skull Rider              | KTM        | <b>209.7</b> | Qualifying          |
| 76 <b>Makar YURCHENKO</b>        | KAZ CIP - Green Power                | KTM        | <b>209.7</b> | Qualifying          |
| 8 <b>Nicolo BULEGA</b>           | ITA SKY Racing Team VR46             | KTM        | <b>208.9</b> | Qualifying          |
| 42 <b>Marcos RAMIREZ</b>         | SPA Bester Capital Dubai             | KTM        | <b>208.4</b> | Qualifying          |
| 72 <b>Alonso LOPEZ</b>           | SPA Estrella Galicia 0,0             | HONDA      | <b>208.4</b> | Qualifying          |
| 27 <b>Kaito TOBA</b>             | JPN Honda Team Asia                  | HONDA      | <b>208.3</b> | Qualifying          |
| 52 <b>Jeremy ALCOBA</b>          | SPA Junior Team Estrella Galicia 0,0 | HONDA      | <b>208.1</b> | Qualifying          |
| 44 <b>Aron CANET</b>             | SPA Estrella Galicia 0,0             | HONDA      | <b>207.5</b> | Free Practice Nr. 3 |
| 88 <b>Jorge MARTIN</b>           | SPA Del Conca Gresini Moto3          | HONDA      | <b>207.2</b> | Free Practice Nr. 1 |
| 40 <b>Darryn BINDER</b>          | RSA Red Bull KTM Ajo                 | KTM        | <b>206.1</b> | Free Practice Nr. 3 |
| 21 <b>Fabio DI GIANNANTONIO</b>  | ITA Del Conca Gresini Moto3          | HONDA      | <b>205.4</b> | Free Practice Nr. 3 |

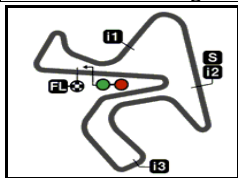
These data/results cannot be reproduced, stored and/or transmitted in whole or in part by any manner of electronic, mechanical, photocopying, recording, broadcasting or otherwise now known or herein after developed without the previous express consent by the copyright owner, except for reproduction in daily press and regular printed publications on sale to the public within 60 days of the event related to those data/results and always provided that copyright symbol appears together as follows below.

© DORNA, 2018

Official MotoGP Timing by TISSOT  
www.motogp.com

Jerez de la Frontera, Saturday, May 05, 2018





4423 m.

# GRAN PREMIO RED BULL DE ESPAÑA

## Qualifying

### Best Partial Times

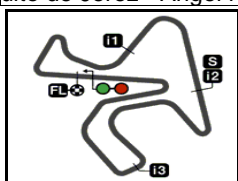
IT Ideal Lap Time, sum of the best partial times

BT Best Lap Time

| T1  |                | T2            |               | T3            |                | T4            |                |               |     | IT           | BT       |               |
|-----|----------------|---------------|---------------|---------------|----------------|---------------|----------------|---------------|-----|--------------|----------|---------------|
| Pos | Rider          | Time          | Rider         | Time          | Rider          | Time          | Rider          | Time          | Pos | Rider        | IT       | BT            |
| 1   | J.MARTIN       | 25.942        | A.NORRODIN    | 16.121        | J.MARTIN       | 30.895        | F.DI GIANNANTO | 32.962        | 1   | J.MARTIN     | 1'46.169 | 1'46.193 (1)  |
| 2   | N.ANTONELLI    | <b>25.947</b> | J.MCPHEE      | <b>16.125</b> | F.DI GIANNANTO | <b>31.000</b> | K.MASAKI       | <b>32.992</b> | 2   | N.ANTONELLI  | 1'46.290 | 1'46.614 (4)  |
| 3   | P.OETTL        | 26.022        | N.ANTONELLI   | 16.147        | K.TOBA         | 31.034        | A.CANET        | 32.994        | 3   | P.OETTL      | 1'46.299 | 1'46.346 (2)  |
| 4   | F.DI GIANNANTO | <b>26.093</b> | G.RODRIGO     | <b>16.173</b> | P.OETTL        | <b>31.067</b> | P.OETTL        | <b>32.999</b> | 4   | F.DI GIANNAN | 1'46.392 | 1'46.599 (3)  |
| 5   | A.MIGNO        | 26.112        | M.BEZZECCHI   | 16.176        | N.ANTONELLI    | 31.096        | A.MIGNO        | 33.001        | 5   | A.MIGNO      | 1'46.597 | 1'46.770 (6)  |
| 6   | E.BASTIANINI   | <b>26.124</b> | J.MARTIN      | <b>16.197</b> | A.LOPEZ        | <b>31.153</b> | J.KORNFEIL     | <b>33.047</b> | 6   | K.MASAKI     | 1'46.651 | 1'46.969 (14) |
| 7   | T.SUZUKI       | 26.127        | K.MASAKI      | 16.203        | M.RAMIREZ      | 31.175        | A.ARENAS       | 33.091        | 7   | M.BEZZECCHI  | 1'46.657 | 1'46.739 (5)  |
| 8   | M.YURCHENKO    | <b>26.156</b> | M.YURCHENKO   | <b>16.209</b> | A.CANET        | <b>31.180</b> | N.ANTONELLI    | <b>33.100</b> | 8   | A.CANET      | 1'46.782 | 1'47.037 (15) |
| 9   | A.SASAKI       | 26.161        | P.OETTL       | 16.211        | E.BASTIANINI   | 31.190        | J.ALCOBA       | 33.102        | 9   | A.LOPEZ      | 1'46.796 | 1'46.820 (7)  |
| 10  | M.BEZZECCHI    | <b>26.164</b> | A.MIGNO       | <b>16.216</b> | M.BEZZECCHI    | <b>31.208</b> | M.BEZZECCHI    | <b>33.109</b> | 10  | K.TOBA       | 1'46.817 | 1'46.931 (11) |
| 11  | J.MCPHEE       | 26.174        | T.SUZUKI      | 16.230        | A.OGURA        | 31.223        | J.MARTIN       | 33.135        | 11  | T.SUZUKI     | 1'46.826 | 1'46.905 (10) |
| 12  | L.DALLA PORTA  | <b>26.176</b> | L.LOI         | <b>16.244</b> | T.ARBOLINO     | <b>31.225</b> | D.FOGGIA       | <b>33.149</b> | 12  | J.MCPHEE     | 1'46.847 | 1'47.105 (17) |
| 13  | M.RAMIREZ      | 26.191        | A.SASAKI      | 16.244        | K.MASAKI       | 31.232        | L.DALLA PORTA  | 33.151        | 13  | M.YURCHENK   | 1'46.853 | 1'46.967 (13) |
| 14  | D.FOGGIA       | <b>26.200</b> | J.KORNFEIL    | <b>16.250</b> | A.MIGNO        | <b>31.268</b> | A.LOPEZ        | <b>33.162</b> | 14  | E.BASTIANINI | 1'46.878 | 1'46.894 (8)  |
| 15  | G.RODRIGO      | 26.201        | K.TOBA        | 16.253        | J.KORNFEIL     | 31.271        | E.BASTIANINI   | 33.164        | 15  | J.KORNFEIL   | 1'46.891 | 1'47.042 (16) |
| 16  | A.LOPEZ        | <b>26.223</b> | A.ARENAS      | <b>16.255</b> | M.YURCHENKO    | <b>31.286</b> | T.SUZUKI       | <b>33.170</b> | 16  | L.DALLA POR  | 1'46.898 | 1'46.898 (9)  |
| 17  | K.MASAKI       | 26.224        | D.FOGGIA      | 16.258        | L.DALLA PORTA  | 31.292        | T.ARBOLINO     | 33.182        | 17  | D.FOGGIA     | 1'46.915 | 1'46.955 (12) |
| 18  | K.TOBA         | <b>26.225</b> | A.LOPEZ       | <b>16.258</b> | T.SUZUKI       | <b>31.299</b> | J.MCPHEE       | <b>33.189</b> | 18  | G.RODRIGO    | 1'46.967 | 1'47.218 (20) |
| 19  | A.ARENAS       | 26.232        | N.ATIRATPHUVA | 16.259        | D.FOGGIA       | 31.308        | M.YURCHENKO    | 33.202        | 19  | A.SASAKI     | 1'46.985 | 1'47.261 (23) |
| 20  | N.BULEGA       | <b>26.248</b> | L.DALLA PORTA | <b>16.279</b> | N.BULEGA       | <b>31.315</b> | A.SASAKI       | <b>33.220</b> | 20  | M.RAMIREZ    | 1'47.010 | 1'47.181 (18) |
| 21  | A.OGURA        | 26.252        | J.MASIA       | 16.284        | G.RODRIGO      | 31.324        | A.OGURA        | 33.257        | 21  | A.ARENAS     | 1'47.025 | 1'47.282 (24) |
| 22  | J.MASIA        | <b>26.269</b> | M.RAMIREZ     | <b>16.302</b> | J.MCPHEE       | <b>31.359</b> | N.BULEGA       | <b>33.261</b> | 22  | T.ARBOLINO   | 1'47.059 | 1'47.230 (21) |
| 23  | A.NORRODIN     | 26.281        | N.BULEGA      | 16.311        | A.SASAKI       | 31.360        | G.RODRIGO      | 33.269        | 23  | A.OGURA      | 1'47.120 | 1'47.215 (19) |
| 24  | T.ARBOLINO     | <b>26.285</b> | A.CANET       | <b>16.319</b> | J.ALCOBA       | <b>31.442</b> | J.MASIA        | <b>33.287</b> | 24  | N.BULEGA     | 1'47.135 | 1'47.253 (22) |

These data/results cannot be reproduced, stored and/or transmitted in whole or in part by any manner of electronic, mechanical, photocopying, recording, broadcasting or otherwise now known or herein after developed without the previous express consent by the copyright owner, except for reproduction in daily press and regular printed publications on sale to the public within 60 days of the event related to those data/results and always provided that copyright symbol appears together as follows below.  
© DORNA, 2018





4423 m.

**GRAN PREMIO RED BULL DE ESPAÑA**  
**Qualifying**  
**Best Partial Times**

*IT* Ideal Lap Time, sum of the best partial times

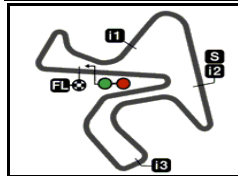
*BT* Best Lap Time

| <b>T1</b>  |                   |               | <b>T2</b>       |               |                 | <b>T3</b>     |                   |               | <b>T4</b>  |                    |           |               |  |
|------------|-------------------|---------------|-----------------|---------------|-----------------|---------------|-------------------|---------------|------------|--------------------|-----------|---------------|--|
| <i>Pos</i> | <i>Rider</i>      | <i>Time</i>   | <i>Rider</i>    | <i>Time</i>   | <i>Rider</i>    | <i>Time</i>   | <i>Rider</i>      | <i>Time</i>   | <i>Pos</i> | <i>Rider</i>       | <i>IT</i> | <i>BT</i>     |  |
| 25         | A.CANET           | 26.289        | F.DI GIANNANTO  | 16.337        | A.ARENAS        | 31.447        | K.TOBA            | 33.305        | 25         | <b>J.ALCOBA</b>    | 1'47.282  | 1'47.484 (26) |  |
| 26         | <b>J.KORNFEIL</b> | <b>26.323</b> | <b>J.ALCOBA</b> | <b>16.352</b> | <b>J.MASIA</b>  | <b>31.467</b> | <b>A.NORRODIN</b> | <b>33.336</b> | 26         | <b>J.MASIA</b>     | 1'47.307  | 1'47.450 (25) |  |
| 27         | J.ALCOBA          | 26.386        | T.ARBOLINO      | 16.367        | N.ATIRATPHUVA   | 31.517        | M.RAMIREZ         | 33.342        | 27         | <b>A.NORRODIN</b>  | 1'47.337  | 1'47.632 (27) |  |
| 28         | <b>L.LOI</b>      | <b>26.438</b> | <b>A.OGURA</b>  | <b>16.388</b> | <b>L.LOI</b>    | <b>31.592</b> | <b>L.LOI</b>      | <b>33.368</b> | 28         | <b>L.LOI</b>       | 1'47.642  | 1'47.763 (28) |  |
| 29         | N.ATIRATPHUVA     | 26.490        | E.BASTIANINI    | 16.400        | A.NORRODIN      | 31.599        | N.ATIRATPHUVA     | 33.439        | 29         | <b>N.ATIRATPHU</b> | 1'47.705  | 1'48.180 (29) |  |
| 30         | <b>D.BINDER</b>   | <b>26.714</b> | <b>D.BINDER</b> | <b>17.181</b> | <b>D.BINDER</b> | <b>33.069</b> | <b>D.BINDER</b>   | <b>34.343</b> | 30         | <b>D.BINDER</b>    | 1'51.307  | 1'58.297 (30) |  |

These data/results cannot be reproduced, stored and/or transmitted in whole or in part by any manner of electronic, mechanical, photocopying, recording, broadcasting or otherwise now known or herein after developed without the previous express consent by the copyright owner, except for reproduction in daily press and regular printed publications on sale to the public within 60 days of the event related to those data/results and always provided that copyright symbol appears together as follows below.  
 © DORNA, 2018

Official MotoGP Timing by  TISSOT  
 www.motogp.com






4423 m.

## GRAN PREMIO RED BULL DE ESPAÑA

## Qualifying

## Fastest Laps Sequence

| <i>Practice Time</i> |  <i>Rider</i> | <i>Nation</i> | <i>Motorcycle</i> | <i>Time</i>     | <i>Km/h</i> | <i>Rider's Lap</i> |
|----------------------|--|---------------|-------------------|-----------------|-------------|--------------------|
| <b>4'23.639</b>      | 65 <b>Philipp OETTL</b>  | GER           | KTM               | <b>1'48.121</b> | 147.2       | 2                  |
| <b>4'26.907</b>      | 12 <b>Marco BEZZECCHI</b>  | ITA           | KTM               | <b>1'47.876</b> | 147.6       | 2                  |
| <b>6'11.497</b>      | 65 <b>Philipp OETTL</b>  | GER           | KTM               | <b>1'47.858</b> | 147.6       | 3                  |
| <b>6'14.741</b>      | 12 <b>Marco BEZZECCHI</b>  | ITA           | KTM               | <b>1'47.834</b> | 147.6       | 3                  |
| <b>6'43.829</b>      | 21 <b>Fabio DI GIANNANTONI</b>   | ITA           | HONDA             | <b>1'47.671</b> | 147.8       | 3                  |
| <b>7'29.418</b>      | 84 <b>Jakub KORNFEIL</b>   | CZE           | KTM               | <b>1'47.503</b> | 148.1       | 3                  |
| <b>7'35.904</b>      | 23 <b>Niccolò ANTONELLI</b>  | ITA           | HONDA             | <b>1'47.436</b> | 148.2       | 3                  |
| <b>9'21.262</b>      | 44 <b>Aron CANET</b>   | SPA           | HONDA             | <b>1'47.347</b> | 148.3       | 4                  |
| <b>9'21.359</b>      | 71 <b>Ayumu SASAKI</b>   | JPN           | HONDA             | <b>1'47.261</b> | 148.4       | 4                  |
| <b>11'12.765</b>     | 23 <b>Niccolò ANTONELLI</b>  | ITA           | HONDA             | <b>1'47.103</b> | 148.6       | 5                  |
| <b>11'13.975</b>     | 16 <b>Andrea MIGNO</b>   | ITA           | KTM               | <b>1'47.052</b> | 148.7       | 5                  |
| <b>12'10.601</b>     | 88 <b>Jorge MARTIN</b>   | SPA           | HONDA             | <b>1'46.945</b> | 148.8       | 4                  |
| <b>15'44.543</b>     | 88 <b>Jorge MARTIN</b>   | SPA           | HONDA             | <b>1'46.937</b> | 148.8       | 6                  |
| <b>18'04.400</b>     | 21 <b>Fabio DI GIANNANTONI</b>   | ITA           | HONDA             | <b>1'46.877</b> | 148.9       | 7                  |
| <b>19'53.042</b>     | 65 <b>Philipp OETTL</b>  | GER           | KTM               | <b>1'46.346</b> | 149.7       | 9                  |
| <b>28'13.160</b>     | 88 <b>Jorge MARTIN</b>   | SPA           | HONDA             | <b>1'46.193</b> | 149.9       | 11                 |

These data/results cannot be reproduced, stored and/or transmitted in whole or in part by any manner of electronic, mechanical, photocopying, recording, broadcasting or otherwise now known or herein after developed without the previous express consent by the copyright owner, except for reproduction in daily press and regular printed publications on sale to the public within 60 days of the event related to those data/results and always provided that copyright symbol appears together as follows below.

© DORNA, 2018

Official MotoGP Timing by TISSOT  
www.motogp.com

Jerez de la Frontera, Saturday, May 05, 2018

