

4423 m.

GRAN PREMIO RED BULL DE ESPAÑA

Race

Classification after 22 laps = 97.306 km

29

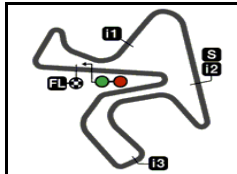
Pos		Rider	Nation	Team	Motorcycle	Total Time	Km/h	Gap
1	25	65 Philipp OETTL	GER	Sudmetal Schedl GP Racing	KTM	39'39.799	147.1	
2	20	12 Marco BEZZECCHI	ITA	Redox PruestelGP	KTM	39'39.858	147.1	0.059
3	16	42 Marcos RAMIREZ	SPA	Bester Capital Dubai	KTM	39'43.532	146.9	3.733
4	13	72 Alonso LOPEZ	SPA	Estrella Galicia 0,0	HONDA	39'43.314	146.9	3.515
5	11	5 Jaume MASIA	SPA	Bester Capital Dubai	KTM	39'43.757	146.9	3.958
6	10	24 Tatsuki SUZUKI	JPN	SIC58 Squadra Corse	HONDA	39'43.799	146.9	4.000
7	9	21 Fabio DI GIANNANTONIO	ITA	Del Conca Gresini Moto3	HONDA	39'43.832	146.9	4.033
8	8	84 Jakub KORNFEIL	CZE	Redox PruestelGP	KTM	39'43.960	146.9	4.161
9	7	27 Kaito TOBA	JPN	Honda Team Asia	HONDA	39'43.970	146.9	4.171
10	6	19 Gabriel RODRIGO	ARG	RBA BOE Skull Rider	KTM	39'44.015	146.9	4.216
11	5	23 Niccolò ANTONELLI	ITA	SIC58 Squadra Corse	HONDA	39'43.975	146.9	4.176
12	4	71 Ayumu SASAKI	JPN	Petronas Sprinta Racing	HONDA	39'44.063	146.9	4.264
13	3	16 Andrea MIGNO	ITA	Angel Nieto Team Moto3	KTM	39'47.965	146.6	8.166
14	2	76 Makar YURCHENKO	KAZ	CIP - Green Power	KTM	39'48.181	146.6	8.382
15	1	32 Ai OGURA	JPN	Asia Talent Team	HONDA	40'07.096	145.5	27.297
16		7 Adam NORRODIN	MAL	Petronas Sprinta Racing	HONDA	40'07.145	145.5	27.346
17		8 Nicolo BULEGA	ITA	SKY Racing Team VR46	KTM	40'07.373	145.5	27.574
18		11 Livio LOI	BEL	Reale Avintia Academy	KTM	40'07.398	145.5	27.599
19		41 Nakarin ATIRATPHUVAP	THA	Honda Team Asia	HONDA	40'07.594	145.4	27.795
20		22 Kazuki MASAKI	JPN	RBA BOE Skull Rider	KTM	40'16.841	144.9	37.042
Not classified								
		33 Enea BASTIANINI	ITA	Leopard Racing	HONDA	32'27.862	147.1	4 laps
		14 Tony ARBOLINO	ITA	Marinelli Snipers Team	HONDA	32'28.018	147.1	4 laps
		88 Jorge MARTIN	SPA	Del Conca Gresini Moto3	HONDA	32'28.240	147.1	4 laps
		44 Aron CANET	SPA	Estrella Galicia 0,0	HONDA	32'28.301	147.1	4 laps
		75 Albert ARENAS	SPA	Angel Nieto Team Moto3	KTM	25'40.159	134.3	9 laps
Not finished first lap								
		48 Lorenzo DALLA PORTA	ITA	Leopard Racing	HONDA			
		10 Dennis FOGGIA	ITA	SKY Racing Team VR46	KTM			
		17 John MCPHEE	GBR	CIP - Green Power	KTM			
		52 Jeremy ALCOBA	SPA	Junior Team Estrella Galicia 0,	HONDA			

The results are provisional until the end of the limit for protest and appeals.

Time limit for protest expires 30' after publication of the results - Time:

These data/results cannot be reproduced, stored and/or transmitted in whole or in part by any manner of electronic, mechanical, photocopying, recording, broadcasting or otherwise now known or herein after developed without the previous express consent by the copyright owner, except for reproduction in daily press and regular printed publications on sale to the public within 60 days of the event related to those data/results and always provided that copyright symbol appears together as follows below.

© DORNA, 2018



4423 m.

GRAN PREMIO RED BULL DE ESPAÑA

Race

Classification after 22 laps = 97.306 km

29

Pos	Rider	Nation	Team	Motorcycle	Total Time	Km/h	Gap
-----	-------	--------	------	------------	------------	------	-----

Race condition: Dry

Air: 22°
Humidity: 47%
Ground: 19°

Pole Position:

Fastest Lap:

Circuit Record Lap:

Circuit Best Lap:

	Jorge MARTIN	1'46.193	149.9 Km/h
Lap 2	Alonso LOPEZ	1'46.730	149.1 Km/h
2015	Brad BINDER	1'46.723	149.1 Km/h
2017	Jorge MARTIN	1'46.004	150.2 Km/h

10:45'00

10:58'00

11:01'08

11:01'35 John MCPHEE
11:01'35 Dennis FOGGIA
11:01'35 Lorenzo DALLA PORTA
11:02'15 Lorenzo DALLA PORTA
11:02'15 John MCPHEE
11:03'21 Jeremy ALCOBA
11:03'42 John MCPHEE
11:04'21 Lorenzo DALLA PORTA

11:05'24

11:06'50 Albert ARENAS
11:08'37 Albert ARENAS
11:28'39 Albert ARENAS
11:34'30 Aron CANET
11:34'30 Enea BASTIANINI
11:34'30 Tony ARBOLINO
11:34'30 Jorge MARTIN

11:42'19 Alonso LOPEZ

11:43'35 Niccolò ANTONELLI

SIGHTING LAP START

WARM UP LAP START

RACE START

crashed out - Rider OK
crashed out - Rider OK
crashed out - Rider OK
re-joined race
re-joined race
entered pits and retired
entered pits and retired
entered pits and retired

No jump start

entered pits
re-joined race
entered pits
crashed out - Rider OK
crashed out - Rider OK
crashed out - Rider OK
crashed out - Rider OK

1 position penalty due to exceeding tra

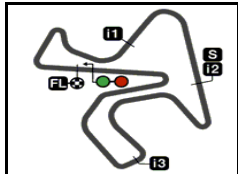
1 position penalty due to exceeding tra

The results are provisional until the end of the limit for protest and appeals.

Time limit for protest expires 30' after publication of the results - Time:

These data/results cannot be reproduced, stored and/or transmitted in whole or in part by any manner of electronic, mechanical, photocopying, recording, broadcasting or otherwise now known or herein after developed without the previous express consent by the copyright owner, except for reproduction in daily press and regular printed publications on sale to the public within 60 days of the event related to those data/results and always provided that copyright symbol appears together as follows below.

© DORNA, 2018



GRAN PREMIO RED BULL DE ESPAÑA

30

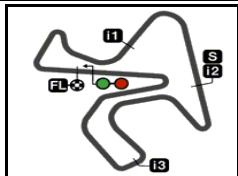
4423 m.

World Championship Classification

Rider	Nation	Points	Leader	Previous	QAT	ARG	AME	SPA	FRA	ITA	CAT	NED	GER	CZE	AUT	GBR	RSM	ARA	THA	JPN	AUS	MAL	VAL
1	BEZZECCHI Marco	ITA	63			2	25	16	20														
2	MARTIN Jorge	SPA	55	8	8	25	5	25	-														
3	CANET Aron	SPA	48	15	7	20	20	8	-														
4	DI GIANNANTONIO Fabi	ITA	46	17	2	10	16	11	9														
5	OETTL Philipp	GER	35	28	11	-	0	10	25														
6	BASTIANINI Enea	ITA	33	30	2	-	13	20	-														
7	RODRIGO Gabriel	ARG	28	35	5	11	7	4	6														
8	ANTONELLI Niccolò	ITA	26	37	2	13	8	0	5														
9	KORNFEIL Jakub	CZE	26	37	0	7	2	9	8														
10	DALLA PORTA Lorenzo	ITA	25	38	1	16	9	0	-														
11	MIGNO Andrea	ITA	25	38	0	6	3	13	3														
12	LOPEZ Alonso	SPA	23	40	2	-	10	0	13														
13	RAMIREZ Marcos	SPA	21	42	2	1	4	-	16														
14	SUZUKI Tatsuki	JPN	17	46	4	-	0	7	10														
15	SASAKI Ayumu	JPN	17	46	0	8	0	5	4														
16	NORRODIN Adam	MAL	16	47	1	5	11	-	0														
17	TOBA Kaito	JPN	16	47	0	9	0	-	7														
18	MASIA Jaume	SPA	15	48	1	4	-	0	11														
19	LOI Livio	BEL	7	56	8	-	1	6	0														
20	ARBOLINO Tony	ITA	6	57	1	0	6	0	-														
21	MASAKI Kazuki	JPN	3	60	3	3	0	0	0														
22	BINDER Darryn	RSA	3	60	0	-	0	3	-														
23	MCPHEE John	GBR	2	61	1	-	0	2	-														
24	YURCHENKO Makar	KAZ	2	61	0	0	0	0	2														
25	ARENAS Albert	SPA	1	62	1	-	-	1	-														
26	OGURA Ai	JPN	1	62	0	-	-	-	1														
27	FOGGIA Dennis	ITA	0	63	1	0	-	0	-														
28	BULEGA Nicolo	ITA	0	63	0	-	-	-	0														

These data/results cannot be reproduced, stored and/or transmitted in whole or in part by any manner of electronic, mechanical, photocopying, recording, broadcasting or otherwise now known or herein after developed without the previous express consent by the copyright owner, except for reproduction in daily press and regular printed publications on sale to the public within 60 days of the event related to those data/results and always provided that copyright symbol appears together as follows below.
© DORNA, 2018





GRAN PREMIO RED BULL DE ESPAÑA

30

4423 m.

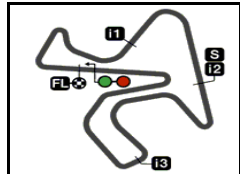
World Championship Classification

29 ATIRATPHUVAPAT Nak THA 0 63 0 0 0 0 0 0

These data/results cannot be reproduced, stored and/or transmitted in whole or in part by any manner of electronic, mechanical, photocopying, recording, broadcasting or otherwise now known or herein after developed without the previous express consent by the copyright owner, except for reproduction in daily press and regular printed publications on sale to the public within 60 days of the event related to those data/results and always provided that copyright symbol appears together as follows below.
© DORNA, 2018

Official MotoGP Timing by TISSOT
www.motogp.com





GRAN PREMIO RED BULL DE ESPAÑA

30

4423 m. World Championship Classification

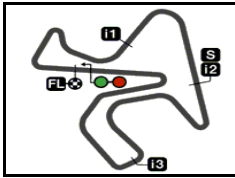
Constructor	Points	Leader	Previous	QAT	ARG	AME	SPA	FRA	ITA	CAT	NED	GER	CZE	AUT	GBR	RSM	ARA	THA	JPN	AUS	MAL	VAL	
1 HONDA	83			25	20	25	13																
2 KTM	77	6	6	11	25	16	25																

Team	Points	Leader	Previous	QAT	ARG	AME	SPA	FRA	ITA	CAT	NED	GER	CZE	AUT	GBR	RSM	ARA	THA	JPN	AUS	MAL	VAL	
1 DEL CONCA GRESINI MOTO3	101			35	21	36	9																
2 REDOX PRUESTELGP	89	12	12	9	27	25	28																
3 ESTRELLA GALICIA 0,0	71	30	18	20	30	8	13																
4 LEOPARD RACING	58	43	13	16	22	20	-																
5 SIC58 SQUADRA CORSE	43	58	15	13	8	7	15																
6 BESTER CAPITAL DUBAI	36	65	7	5	4	-	27																
7 SUDMETAL SCHEDL GP RACI	35	66	1	-	-	10	25																
8 PETRONAS SPRINTA RACING	33	68	2	13	11	5	4																
9 RBA BOE SKULL RIDER	31	70	2	14	7	4	6																
10 ANGEL NIETO TEAM MOTO3	26	75	5	6	3	14	3																
11 HONDA TEAM ASIA	16	85	10	9	-	-	7																
12 REALE AVINTIA ACADEMY	7	94	9	-	1	6	-																
13 MARINELLI SNIPERS TEAM	6	95	1	-	6	-	-																
14 CIP - GREEN POWER	4	97	2	-	-	2	2																
15 RED BULL KTM AJO	3	98	1	-	-	3	-																

These data/results cannot be reproduced, stored and/or transmitted in whole or in part by any manner of electronic, mechanical, photocopying, recording, broadcasting or otherwise now known or herein after developed without the previous express consent by the copyright owner, except for reproduction in daily press and regular printed publications on sale to the public within 60 days of the event related to those data/results and always provided that copyright symbol appears together as follows below.
© DORNA, 2018

Official MotoGP Timing by TISSOT
www.motogp.com





4423 m.

GRAN PREMIO RED BULL DE ESPAÑA

Race Lap Chart

31

Pos	1	2	3	4	5	6	7	8	9	10	11	12	13	14	15	16	17	18	19	20	21	22	23	24	25	26	27	28	29
Grid	88	65	21	23	12	72	33	48	24	27	10	76	22	44	84	17	42	16	32	19	14	8	71	75	5	11	41	52	7



	1	88	21	65	23	72	33	12	24	44	27	42	84	19	14	5	71	16	76	75	32	11	41	7	8	22
	2	88	21	65	72	23	33	12	24	44	27	42	19	84	14	5	71	16	76	7	8	11	32	41	75	22
	3	88	21	12	23	33	65	44	24	42	27	14	19	5	84	71	72	76	16	32	8	11	7	41	22	75
	4	88	21	12	33	23	65	44	24	42	27	14	19	5	84	71	76	72	16	32	8	11	7	41	22	75
	5	33	12	88	23	44	65	21	14	24	27	19	5	42	84	76	71	16	72	32	8	11	7	41	22	75
	6	12	33	88	23	65	14	44	24	21	27	5	19	76	42	71	84	16	72	32	8	7	41	11	22	75
	7	12	88	14	65	23	33	24	21	27	44	76	5	84	42	71	19	16	72	32	41	8	7	11	22	75
	8	88	12	14	23	33	65	21	27	24	44	5	84	76	42	19	71	16	72	8	41	32	7	11	22	75
	9	14	88	65	12	33	27	21	23	24	44	5	76	84	42	71	16	19	72	32	8	11	7	41	22	75
	10	33	65	14	88	27	12	21	44	23	24	5	76	84	42	19	71	16	72	8	32	11	7	41	22	75
L	11	65	14	88	33	12	44	21	27	24	23	5	42	76	84	19	71	16	72	8	7	11	32	41	22	75
a	12	65	88	14	33	12	44	27	24	21	23	5	84	76	42	19	72	71	16	8	7	11	32	41	22	75
P	13	65	14	88	12	33	44	24	27	21	23	5	84	72	42	19	76	71	16	8	11	7	32	41	22	75
S	14	65	14	33	88	12	44	27	21	24	23	5	72	84	19	42	76	71	16	8	32	11	7	41	22	
	15	14	65	88	33	12	44	27	21	23	24	72	5	84	42	19	76	71	16	32	8	7	11	41	22	
	16	65	33	88	44	14	27	12	21	23	72	24	5	84	42	19	76	71	16	11	7	32	8	41	22	
	17	65	88	33	14	12	44	21	27	72	23	24	84	5	42	19	76	71	16	32	7	11	8	41	22	
	18	33	14	65	88	44	12	72	27	21	24	23	84	5	42	19	76	71	16	32	11	7	41	8	22	
	19	65	12	27	21	72	24	5	23	42	19	84	71	76	16	8	32	11	7	41	22					
	20	65	12	27	72	21	5	24	42	23	84	19	71	76	16	8	32	11	7	41	22					
	21	65	12	72	27	5	42	24	84	21	23	19	71	16	76	8	32	7	11	41	22					
	22	65	12	72	42	5	24	21	84	27	23	19	71	16	76	32	7	8	11	41	22					

Winner Lapped rider

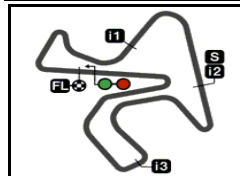
These data/results cannot be reproduced, stored and/or transmitted in whole or in part by any manner of electronic, mechanical, photocopying, recording, broadcasting or otherwise now known or herein after developed without the previous express consent by the copyright owner, except for reproduction in daily press and regular printed publications on sale to the public within 60 days of the event related to those data/results and always provided that copyright symbol appears together as follows below.

© DORNA, 2018

Official MotoGP Timing by TISSOT
www.motogp.com

Jerez de la Frontera, Sunday, May 06, 2018





4423 m.

GRAN PREMIO RED BULL DE ESPAÑA

Race

Fastest Lap of Each Rider

32

	Rider	Nation	Team	Motorcycle	Time	Lap Total	Gap
1	72 Alonso LOPEZ	SPA	Estrella Galicia 0,0	HONDA	1'46.730	2 22	
2	44 Aron CANET	SPA	Estrella Galicia 0,0	HONDA	1'46.878	4 18	0.148 0.148
3	14 Tony ARBOLINO	ITA	Marinelli Snipers Team	HONDA	1'46.893	5 18	0.163 0.015
4	12 Marco BEZZECCHI	ITA	Redox PruestelGP	KTM	1'46.957	2 22	0.227 0.064
5	33 Enea BASTIANINI	ITA	Leopard Racing	HONDA	1'46.999	2 18	0.269 0.042
6	24 Tatsuki SUZUKI	JPN	SIC58 Squadra Corse	HONDA	1'47.103	4 22	0.373 0.104
7	76 Makar YURCHENKO	KAZ	CIP - Green Power	KTM	1'47.142	4 22	0.412 0.039
8	27 Kaito TOBA	JPN	Honda Team Asia	HONDA	1'47.165	4 22	0.435 0.023
9	42 Marcos RAMIREZ	SPA	Bester Capital Dubai	KTM	1'47.171	4 22	0.441 0.006
10	65 Philipp OETTL	GER	Sudmetal Schedl GP Racing	KTM	1'47.179	2 22	0.449 0.008
11	21 Fabio DI GIANNANTONIO	ITA	Del Conca Gresini Moto3	HONDA	1'47.183	4 22	0.453 0.004
12	84 Jakub KORNFEIL	CZE	Redox PruestelGP	KTM	1'47.216	7 22	0.486 0.033
13	5 Jaume MASIA	SPA	Bester Capital Dubai	KTM	1'47.225	3 22	0.495 0.009
14	19 Gabriel RODRIGO	ARG	RBA BOE Skull Rider	KTM	1'47.269	5 22	0.539 0.044
15	23 Niccolò ANTONELLI	ITA	SIC58 Squadra Corse	HONDA	1'47.322	2 22	0.592 0.053
16	71 Ayumu SASAKI	JPN	Petronas Sprinta Racing	HONDA	1'47.333	3 22	0.603 0.011
17	88 Jorge MARTIN	SPA	Del Conca Gresini Moto3	HONDA	1'47.411	3 18	0.681 0.078
18	16 Andrea MIGNO	ITA	Angel Nieto Team Moto3	KTM	1'47.436	2 22	0.706 0.025
19	7 Adam NORRODIN	MAL	Petronas Sprinta Racing	HONDA	1'48.032	21 22	1.302 0.596
20	8 Nicolo BULEGA	ITA	SKY Racing Team VR46	KTM	1'48.127	8 22	1.397 0.095
21	11 Livio LOI	BEL	Reale Avintia Academy	KTM	1'48.204	8 22	1.474 0.077
22	41 Nakarin ATIRATPHUVAPAT	THA	Honda Team Asia	HONDA	1'48.270	6 22	1.540 0.066
23	32 Ai OGURA	JPN	Asia Talent Team	HONDA	1'48.319	21 22	1.589 0.049
24	75 Albert ARENAS	SPA	Angel Nieto Team Moto3	KTM	1'48.526	6 13	1.796 0.207
25	22 Kazuki MASAKI	JPN	RBA BOE Skull Rider	KTM	1'48.547	2 22	1.817 0.021

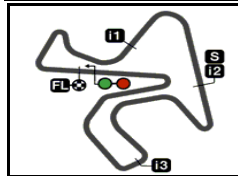
These data/results cannot be reproduced, stored and/or transmitted in whole or in part by any manner of electronic, mechanical, photocopying, recording, broadcasting or otherwise now known or herein after developed without the previous express consent by the copyright owner, except for reproduction in daily press and regular printed publications on sale to the public within 60 days of the event related to those data/results and always provided that copyright symbol appears together as follows below.

© DORNA, 2018

Official MotoGP Timing by TISSOT
www.motogp.com

Jerez de la Frontera, Sunday, May 06, 2018



4423 m.

GRAN PREMIO RED BULL DE ESPAÑA

After the Race

Event Best Maximum Speed

33



Rider	Nation Team	Motorcycle	Km/h	
19 Gabriel RODRIGO	ARG RBA BOE Skull Rider	KTM	216.3	Race
14 Tony ARBOLINO	ITA Marinelli Snipers Team	HONDA	216.3	Race
84 Jakub KORNFEIL	CZE Redox PruestelGP	KTM	216.0	Race
27 Kaito TOBA	JPN Honda Team Asia	HONDA	215.9	Race
5 Jaume MASIA	SPA Bester Capital Dubai	KTM	215.9	Race
21 Fabio DI GIANNANTONIO	ITA Del Conca Gresini Moto3	HONDA	215.8	Race
12 Marco BEZZECCHI	ITA Redox PruestelGP	KTM	215.7	Race
11 Livio LOI	BEL Reale Avintia Academy	KTM	215.4	Warm Up
71 Ayumu SASAKI	JPN Petronas Sprinta Racing	HONDA	215.4	Race
16 Andrea MIGNO	ITA Angel Nieto Team Moto3	KTM	215.3	Race
44 Aron CANET	SPA Estrella Galicia 0,0	HONDA	214.8	Race
23 Niccolò ANTONELLI	ITA SIC58 Squadra Corse	HONDA	214.5	Race
42 Marcos RAMIREZ	SPA Bester Capital Dubai	KTM	214.2	Race
24 Tatsuki SUZUKI	JPN SIC58 Squadra Corse	HONDA	214.1	Race
76 Makar YURCHENKO	KAZ CIP - Green Power	KTM	213.9	Race
17 John MCPHEE	GBR CIP - Green Power	KTM	213.6	Warm Up
75 Albert ARENAS	SPA Angel Nieto Team Moto3	KTM	213.6	Warm Up
10 Dennis FOGGIA	ITA SKY Racing Team VR46	KTM	213.3	Warm Up
65 Philipp OETTL	GER Sudmetal Schedl GP Racing	KTM	213.3	Race
7 Adam NORRODIN	MAL Petronas Sprinta Racing	HONDA	213.3	Race
48 Lorenzo DALLA PORTA	ITA Leopard Racing	HONDA	213.3	Qualifying
33 Enea BASTIANINI	ITA Leopard Racing	HONDA	213.1	Race
72 Alonso LOPEZ	SPA Estrella Galicia 0,0	HONDA	212.9	Race
88 Jorge MARTIN	SPA Del Conca Gresini Moto3	HONDA	212.8	Race
32 Ai OGURA	JPN Asia Talent Team	HONDA	212.1	Race
41 Nakarin ATIRATPHUVAPAT	THA Honda Team Asia	HONDA	211.6	Race
8 Nicolo BULEGA	ITA SKY Racing Team VR46	KTM	210.3	Warm Up
22 Kazuki MASAKI	JPN RBA BOE Skull Rider	KTM	209.9	Warm Up
52 Jeremy ALCOBA	SPA Junior Team Estrella Galicia 0,0	HONDA	208.1	Qualifying
40 Darryn BINDER	RSA Red Bull KTM Ajo	KTM	206.1	Free Practice Nr. 3

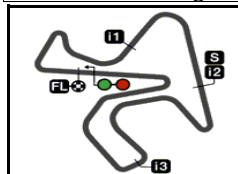
These data/results cannot be reproduced, stored and/or transmitted in whole or in part by any manner of electronic, mechanical, photocopying, recording, broadcasting or otherwise now known or herein after developed without the previous express consent by the copyright owner, except for reproduction in daily press and regular printed publications on sale to the public within 60 days of the event related to those data/results and always provided that copyright symbol appears together as follows below.

© DORNA, 2018

Official MotoGP Timing by TISSOT
www.motogp.com

Jerez de la Frontera, Sunday, May 06, 2018





4423 m.

GRAN PREMIO RED BULL DE ESPAÑA

Race

Chronological Analysis of Performances

34

* Lap / Sector time cancelled T1 Time from finish line to 1st intermediate T3 Time from 2nd intermed. to 3rd intermed.
P Crossing the finish line in pit lane T2 Time from 1st intermed. to 2nd intermed. T4 Time from 3rd intermediate to finish line

Lap	Lap Time	T1	T2	T3	T4	Speed	Lap	Lap Time	T1	T2	T3	T4	Speed
1st	65	Philipp OETTL Sudmetal Schedl GP GER					20	1'47.701	26.423	16.539	31.241	33.498	207.7
		Runs=1 Total laps=22 Full laps=21					21	1'47.791	26.410	16.520	31.364	33.497	209.9
1	1'54.463	33.264	16.426	31.382	33.391	209.4	22	1'48.065	26.740	16.457	31.301	33.567	209.0
2	1'47.179	26.298	16.436	31.258	33.187	208.6	3rd						
3	1'48.430	26.354	16.401	31.686	33.989	207.0	42					Marcos RAMIREZ Bester Capital Dubai SPA	
4	1'47.297	26.414	16.279	31.469	33.135	212.2	Runs=1 Total laps=22 Full laps=21						
5	1'48.044	26.406	16.285	31.763	33.590	212.9	1	1'56.280	35.029	16.272	31.515	33.464	210.9
6	1'47.628	26.333	16.275	31.518	33.502	213.3	2	1'47.491	26.568	16.235	31.306	33.382	212.4
7	1'47.863	26.302	16.196	31.603	33.762	213.1	3	1'47.497	26.480	16.248	31.385	33.384	213.2
8	1'47.948	26.648	16.218	31.764	33.318	212.0	4	1'47.171	26.262	16.203	31.335	33.371	213.3
9	1'48.163	26.553	16.533	31.666	33.411	209.2	5	1'48.107	26.313	16.379	31.627	33.788	213.6
10	1'48.020	26.496	16.610	31.447	33.467	208.2	6	1'47.994	26.365	16.303	31.414	33.912	211.4
11	1'47.762	26.396	16.506	31.308	33.552	208.0	7	1'48.125	26.470	16.343	31.741	33.571	210.1
12	1'47.572	26.363	16.489	31.295	33.425	206.5	8	1'47.956	26.434	16.407	31.536	33.579	208.6
13	1'47.746	26.445	16.499	31.370	33.432	207.3	9	1'47.956	26.462	16.356	31.474	33.664	211.8
14	1'47.839	26.364	16.638	31.326	33.511	206.6	10	1'48.211	26.422	16.403	31.837	33.549	211.4
15	1'47.912	26.500	16.505	31.351	33.556	207.3	11	1'48.121	26.544	16.260	31.641	33.676	212.7
16	1'48.013	26.615	16.562	31.418	33.418	208.7	12	1'48.300	26.713	16.348	31.645	33.594	209.9
17	1'47.988	26.507	16.507	31.383	33.591	206.8	13	1'47.810	26.526	16.320	31.528	33.436	209.4
18	1'48.248	26.461	16.532	31.343	33.912	207.0	14	1'47.901	26.529	16.277	31.542	33.553	213.6
19	1'47.589	26.428	16.358	31.335	33.468	209.8	15	1'47.780	26.397	16.315	31.489	33.579	211.5
20	1'47.899	26.457	16.706	31.311	33.425	204.6	16	1'47.805	26.343	16.436	31.476	33.550	209.5
21	1'48.096	26.409	16.837	31.314	33.536	205.7	17	1'47.916	26.408	16.425	31.446	33.637	209.3
22	1'48.100	26.529	16.571	31.426	33.574	204.2	18	1'47.629	26.347	16.326	31.479	33.477	209.9

2nd						12					Marco BEZZECCHI Redox PruestelGP ITA		
						Runs=1 Total laps=22 Full laps=21							
1	1'55.602	33.621	16.262	32.431	33.288	212.5	4th						
2	1'46.957	26.271	16.209	31.310	33.167	213.3	72					Alonso LOPEZ Estrella Galicia 0,0 SPA	
3	1'47.082	26.273	16.328	31.234	33.247	209.9	Runs=1 Total laps=22 Full laps=21						
4	1'47.238	26.316	16.235	31.295	33.392	206.4	1	1'55.219	33.490	16.348	31.968	33.413	211.5
5	1'47.869	26.411	16.402	31.788	33.268	212.7	2	1'46.730	26.211	16.337	31.079	33.103	204.4
6	1'47.790	26.436	16.474	31.314	33.566	207.0	3	1'50.614	26.223	16.332			209.7
7	1'47.972	26.349	16.484	31.361	33.778	206.5	4	1'47.847	26.520	16.388	31.511	33.428	209.3
8	1'47.997	26.351	16.702	31.463	33.481	203.6	5	1'47.954	26.493	16.441	31.570	33.450	206.1
9	1'48.546	26.540	16.457	31.722	33.827	209.1	6	1'47.940	26.379	16.477	31.383	33.701	206.7
10	1'48.534	26.668	16.487	31.921	33.458	214.1	7	1'47.842	26.382	16.489	31.326	33.645	206.8
11	1'47.734	26.397	16.264	31.632	33.441	213.0	8	1'47.724	26.323	16.468	31.389	33.544	205.4
12	1'47.505	26.374	16.215	31.630	33.286	211.0	9	1'47.777	26.362	16.399	31.364	33.652	208.2
13	1'47.790	26.439	16.224	31.651	33.476	215.7	10	1'47.690	26.312	16.444	31.323	33.611	208.8
14	1'47.971	26.508	16.311	31.604	33.548	211.3	11	1'48.413	26.604	16.316	31.812	33.681	212.9
15	1'47.655	26.401	16.288	31.510	33.456	209.0	12	1'47.711	26.351	16.371	31.604	33.385	211.5
16	1'48.438	26.496	16.544	31.777	33.621	211.0	13	1'47.528	26.641	16.290	31.413	33.184	212.5
17	1'47.586	26.373	16.219	31.669	33.325	211.7	14	1'47.422	26.429	16.349	31.195	33.449	209.0
18	1'48.044	26.577	16.239	31.796	33.432	212.7	15	1'47.145	26.321	16.348	31.204	33.272	208.9
19	1'47.991	26.519	16.342	31.655	33.475	214.4							

Fastest Lap: Philipp OETTL Sudmetal Schedl GP GER **1'47.179** 26.298 16.436 31.258 33.187

These data/results cannot be reproduced, stored and/or transmitted in whole or in part by any manner of electronic, mechanical, photocopying, recording, broadcasting or otherwise now known or herein after developed without the previous express consent by the copyright owner, except for reproduction in daily press and regular printed publications on sale to the public within 60 days of the event related to those data/results and always provided that copyright symbol appears together as follows below.
© DORNA, 2018

Race

Moto3

Lap	Lap Time	T1	T2	T3	T4	Speed	Lap	Lap Time	T1	T2	T3	T4	Speed
16	1'47.557	26.427	16.382	31.408	33.340	210.7	22	1'48.996	26.726	16.342	32.091	33.837	205.9
17	1'47.761	26.631	16.323	31.354	33.453	211.4	7th 21 Fabio DI GIANNANT Del Conca Gresini Mo ITA						
18	1'48.570	26.458	16.322	31.848	33.942	212.5	Runs=1 Total laps=22 Full laps=21						
19	1'48.491	26.511	16.479	31.749	33.752	205.4	1	1'54.163	32.965	16.436	31.129	33.633	208.0
20	1'48.101	26.386	16.397	31.325	33.993	210.3	2	1'47.426	26.397	16.370	31.203	33.456	205.6
21	1'48.239	26.578	16.411	31.423	33.827	211.1	3	1'48.009	26.529	16.414	31.434	33.632	215.8
22	1'49.039	26.557	16.614	31.794	34.074	202.3	4	1'47.183	26.184	16.426	31.047	33.526	205.1
5th 5 Jaume MASIA Bester Capital Dubai SPA							5	1'48.846	26.383	16.491	32.380	33.592	204.3
Runs=1 Total laps=22 Full laps=21							6	1'48.057	26.497	16.426	31.418	33.716	209.9
1	1'57.011	35.321	16.421	31.904	33.365	211.6	7	1'47.507	26.503	16.266	31.358	33.380	212.2
2	1'47.462	26.427	16.211	31.498	33.326	209.0	8	1'47.937	26.666	16.352	31.435	33.484	209.6
3	1'47.225	26.363	16.248	31.362	33.252	213.6	9	1'48.273	26.571	16.424	31.736	33.542	212.2
4	1'47.327	26.496	16.211	31.550	33.070	211.9	10	1'48.406	26.576	16.462	31.808	33.560	209.2
5	1'47.302	26.244	16.172	31.508	33.378	210.9	11	1'47.892	26.453	16.171	31.573	33.695	215.0
6	1'47.536	26.305	16.174	31.645	33.412	214.2	12	1'48.147	26.569	16.182	31.722	33.674	212.6
7	1'47.856	26.675	16.261	31.668	33.252	210.6	13	1'47.384	26.347	16.241	31.403	33.393	211.2
8	1'47.817	26.480	16.301	31.657	33.379	212.0	14	1'47.951	26.652	16.328	31.410	33.561	212.5
9	1'48.173	26.640	16.279	31.860	33.394	214.6	15	1'47.855	26.304	16.308	31.491	33.752	210.7
10	1'48.605	26.737	16.395	32.074	33.399	215.9	16	1'47.742	26.529	16.373	31.395	33.445	210.8
11	1'47.968	26.359	16.328	31.921	33.360	214.4	17	1'47.907	26.524	16.399	31.566	33.418	210.2
12	1'47.902	26.552	16.330	31.611	33.409	211.9	18	1'48.822	26.384	16.315	31.922	34.201	212.3
13	1'47.381	26.410	16.232	31.518	33.221	212.9	19	1'48.268	26.708	16.284	31.573	33.703	213.6
14	1'48.185	26.651	16.323	31.610	33.601	211.0	20	1'48.426	26.411	16.501	31.554	33.960	207.5
15	1'47.852	26.402	16.335	31.609	33.506	210.6	21	1'48.671	26.629	16.406	31.775	33.861	211.3
16	1'48.086	26.628	16.348	31.643	33.467	211.7	22	1'48.960	26.807	16.276	31.823	34.054	212.9
17	1'47.760	26.411	16.252	31.614	33.483	212.8	8th 84 Jakub KORNFEIL Redox PruestelGP CZE						
18	1'48.401	26.886	16.437	31.642	33.436	209.9	Runs=1 Total laps=22 Full laps=21						
19	1'48.262	26.809	16.346	31.821	33.286	213.5	1	1'56.473	34.830	16.431	31.709	33.503	205.9
20	1'48.120	26.463	16.329	31.460	33.868	210.1	2	1'47.528	26.460	16.210	31.674	33.184	212.3
21	1'48.201	26.499	16.365	31.601	33.736	211.1	3	1'47.883	26.471	16.216	31.884	33.312	215.3
22	1'49.325	26.914	16.406	31.830	34.175	208.3	4	1'47.282	26.403	16.237	31.557	33.085	213.9
6th 24 Tatsuki SUZUKI SIC58 Squadra Corse JPN							5	1'47.439	26.265	16.081	31.538	33.555	215.3
Runs=1 Total laps=22 Full laps=21							6	1'48.236	26.433	16.189	32.156	33.458	213.8
1	1'55.887	33.864	16.306	32.055	33.662	211.8	7	1'47.216	26.459	16.139	31.383	33.235	213.9
2	1'47.352	26.389	16.263	31.334	33.366	209.3	8	1'47.624	26.411	16.222	31.649	33.342	211.6
3	1'47.675	26.350	16.306	31.351	33.668	208.7	9	1'48.259	26.623	16.290	31.948	33.398	212.3
4	1'47.103	26.282	16.265	31.249	33.307	210.9	10	1'48.693	26.733	16.246	32.194	33.520	216.0
5	1'47.761	26.375	16.286	31.521	33.579	208.9	11	1'48.410	26.561	16.202	31.979	33.668	212.7
6	1'47.788	26.503	16.273	31.586	33.426	212.7	12	1'47.941	26.659	16.281	31.463	33.538	211.8
7	1'47.460	26.433	16.250	31.393	33.384	210.1	13	1'47.588	26.525	16.337	31.476	33.250	209.1
8	1'48.344	26.917	16.333	31.588	33.506	213.0	14	1'47.892	26.554	16.353	31.585	33.400	208.6
9	1'48.180	26.541	16.365	31.836	33.438	207.8	15	1'47.320	26.377	16.271	31.443	33.229	211.8
10	1'48.673	26.636	16.337	32.265	33.435	214.1	16	1'47.955	26.489	16.347	31.698	33.421	208.6
11	1'47.621	26.509	16.201	31.644	33.267	213.8	17	1'47.589	26.425	16.230	31.683	33.251	214.2
12	1'47.762	26.538	16.142	31.611	33.471	214.1	18	1'48.437	26.547	16.368	31.785	33.737	214.7
13	1'47.543	26.444	16.264	31.313	33.522	209.8	19	1'48.836	27.053	16.241	32.155	33.387	214.6
14	1'48.057	26.538	16.416	31.382	33.721	211.9	20	1'47.914	26.752	16.316	31.433	33.413	213.8
15	1'48.037	26.785	16.235	31.476	33.541	211.3	21	1'48.331	26.673	16.340	31.632	33.686	215.6
16	1'47.932	26.523	16.340	31.535	33.534	213.5	22	1'49.114	27.056	16.278	31.799	33.981	213.3
17	1'48.067	26.656	16.260	31.612	33.539	213.4	9th 27 Kaito TOBA Honda Team Asia JPN						
18	1'48.307	26.461	16.430	31.480	33.936	210.8	Runs=1 Total laps=22 Full laps=21						
19	1'48.458	26.748	16.286	31.736	33.688	211.6	1	1'56.208	34.650	16.537	31.348	33.673	207.7
20	1'48.286	26.636	16.327	31.541	33.782	207.8	2	1'47.391	26.525	16.178	31.226	33.462	210.7
21	1'48.510	26.583	16.479	31.575	33.873	210.7							

Fastest Lap: Philipp OETTL Sudmetal Schedl GP GER 1'47.179 26.298 16.436 31.258 33.187

These data/results cannot be reproduced, stored and/or transmitted in whole or in part by any manner of electronic, mechanical, photocopying, recording, broadcasting or otherwise now known or herein after developed without the previous express consent by the copyright owner, except for reproduction in daily press and regular printed publications on sale to the public within 60 days of the event related to those data/results and always provided that copyright symbol appears together as follows below.
© DORNA, 2018

Race

Moto3

Lap	Lap Time	T1	T2	T3	T4	Speed	Lap	Lap Time	T1	T2	T3	T4	Speed
3	1'47.825	26.565	16.373	31.466	33.421	214.0	9	1'48.693	27.299	16.282	31.672	33.440	213.1
4	1'47.165	26.182	16.165	31.416	33.402	214.0	10	1'48.593	26.677	16.326	31.958	33.632	214.5
5	1'47.358	26.221	16.294	31.544	33.299	208.3	11	1'48.153	26.454	16.349	31.866	33.484	211.8
6	1'47.840	26.447	16.231	31.680	33.482	215.9	12	1'47.823	26.550	16.333	31.450	33.490	209.0
7	1'47.511	26.548	16.197	31.455	33.311	213.6	13	1'47.365	26.421	16.242	31.416	33.286	209.3
8	1'47.915	26.695	16.238	31.542	33.440	212.9	14	1'47.897	26.597	16.294	31.515	33.491	213.5
9	1'48.045	26.545	16.289	31.700	33.511	210.0	15	1'47.857	26.653	16.223	31.410	33.571	211.6
10	1'48.295	26.544	16.486	31.755	33.510	211.9	16	1'47.794	26.526	16.404	31.444	33.420	210.7
11	1'48.160	26.521	16.236	31.997	33.406	215.5	17	1'48.038	26.710	16.318	31.641	33.369	205.1
12	1'47.569	26.384	16.238	31.533	33.414	213.0	18	1'48.731	26.656	16.595	31.671	33.809	213.8
13	1'47.868	26.302	16.248	31.690	33.628	213.4	19	1'48.579	26.786	16.272	31.959	33.562	210.8
14	1'47.802	26.575	16.270	31.360	33.597	210.8	20	1'48.249	27.006	16.364	31.322	33.557	209.4
15	1'47.930	26.342	16.214	31.814	33.560	213.2	21	1'48.464	26.590	16.360	31.828	33.686	212.8
16	1'47.798	26.568	16.324	31.416	33.490	211.4	22	1'48.998	26.776	16.289	32.058	33.875	212.2
17	1'48.061	26.663	16.196	31.636	33.566	209.3							
18	1'48.732	26.399	16.269	31.975	34.089	214.1							
19	1'48.145	26.635	16.330	31.543	33.637	211.6							
20	1'48.299	26.484	16.501	31.502	33.812	204.3							
21	1'48.417	26.614	16.446	31.593	33.764	207.2							
22	1'49.636	26.554	16.570	32.112	34.400	203.2							

10th 19 Gabriel RODRIGO RBA BOE Skull Rider ARG
 Runs=1 Total laps=22 Full laps=21

1	1'56.664	35.124	16.286	31.695	33.559	212.3
2	1'47.276	26.389	16.182	31.296	33.409	212.2
3	1'47.710	26.457	16.248	31.517	33.488	213.9
4	1'47.272	26.475	16.180	31.479	33.138	210.1
5	1'47.269	26.214	16.169	31.567	33.319	213.4
6	1'48.085	26.370	16.119	32.061	33.535	213.5
7	1'48.751	26.683	16.399	32.366	33.303	206.1
8	1'47.701	26.267	16.287	31.702	33.445	213.5
9	1'48.223	26.427	16.322	31.584	33.890	211.3
10	1'48.026	26.679	16.316	31.527	33.504	213.3
11	1'48.289	26.626	16.325	31.711	33.627	215.4
12	1'48.020	26.552	16.270	31.661	33.537	212.9
13	1'47.962	26.761	16.262	31.692	33.247	212.8
14	1'47.615	26.464	16.213	31.575	33.363	214.1
15	1'47.984	26.372	16.447	31.593	33.572	211.9
16	1'47.795	26.405	16.267	31.582	33.541	213.0
17	1'47.919	26.413	16.335	31.532	33.639	208.2
18	1'47.619	26.346	16.260	31.537	33.476	212.8
19	1'48.362	26.822	16.167	31.958	33.415	214.6
20	1'48.277	26.880	16.447	31.628	33.322	214.9
21	1'48.215	26.521	16.252	31.885	33.557	216.3
22	1'48.981	27.081	16.291	32.033	33.576	214.3

11th 23 Niccolò ANTONELL SIC58 Squadra Corse ITA
 Runs=1 Total laps=22 Full laps=21

1	1'54.665	33.415	16.334	31.440	33.476	211.4
2	1'47.322	26.309	16.300	31.403	33.310	209.5
3	1'47.655	26.363	16.244	31.608	33.440	211.5
4	1'47.652	26.528	16.337	31.456	33.331	207.6
5	1'47.915	26.369	16.311	31.741	33.494	210.0
6	1'47.802	26.317	16.355	31.522	33.608	210.1
7	1'47.906	26.521	16.269	31.586	33.530	209.1
8	1'47.824	26.461	16.308	31.479	33.576	210.9

12th 71 Ayumu SASAKI Petronas Sprinta Raci JPN
 Runs=1 Total laps=22 Full laps=21

1	1'57.248	35.570	16.331	31.931	33.416	213.4
2	1'47.459	26.357	16.249	31.475	33.378	210.1
3	1'47.333	26.285	16.134	31.618	33.296	213.5
4	1'47.533	26.356	16.249	31.612	33.316	212.1
5	1'47.641	26.317	16.433	31.522	33.369	209.5
6	1'47.526	26.254	16.235	31.510	33.527	212.7
7	1'48.062	26.617	16.153	31.689	33.603	214.5
8	1'48.013	26.369	16.364	31.630	33.650	211.1
9	1'47.944	26.433	16.264	31.666	33.581	214.4
10	1'48.277	26.434	16.303	31.845	33.695	213.0
11	1'48.315	26.607	16.249	31.610	33.849	213.8
12	1'48.126	26.587	16.278	31.676	33.585	212.5
13	1'48.230	26.736	16.439	31.649	33.406	214.6
14	1'47.508	26.331	16.262	31.576	33.339	212.3
15	1'47.805	26.408	16.179	31.830	33.388	215.4
16	1'47.889	26.450	16.321	31.600	33.518	212.1
17	1'47.848	26.412	16.282	31.656	33.498	213.3
18	1'47.941	26.434	16.339	31.530	33.638	212.5
19	1'48.094	26.458	16.253	31.954	33.429	212.1
20	1'48.196	26.669	16.362	31.846	33.319	213.8
21	1'48.192	26.395	16.305	31.994	33.498	215.3
22	1'48.883	26.841	16.287	31.920	33.835	213.5

13th 16 Andrea MIGNO Angel Nieto Team Mot ITA
 Runs=1 Total laps=22 Full laps=21

1	1'57.378	35.525	16.437	32.030	33.386	211.7
2	1'47.436	26.464	16.222	31.506	33.244	212.0
3	1'47.914	26.412	16.214	31.762	33.526	209.9
4	1'47.700	26.517	16.218	31.578	33.387	213.4
5	1'47.611	26.411	16.491	31.439	33.270	214.0
6	1'47.541	26.292	16.400	31.403	33.446	209.9
7	1'47.591	26.408	16.414	31.423	33.346	209.7
8	1'47.755	26.358	16.311	31.540	33.546	211.4
9	1'47.979	26.547	16.249	31.539	33.644	212.0
10	1'48.391	26.636	16.314	31.692	33.749	213.1
11	1'48.253	26.598	16.250	31.676	33.729	214.1
12	1'48.027	26.500	16.235	31.893	33.399	215.0
13	1'48.234	26.872	16.269	31.758	33.335	215.3
14	1'48.028	26.545	16.387	31.548	33.548	210.5

Fastest Lap: Philipp OETTL Sudmetal Schedl GP GER **1'47.179** 26.298 16.436 31.258 33.187

These data/results cannot be reproduced, stored and/or transmitted in whole or in part by any manner of electronic, mechanical, photocopying, recording, broadcasting or otherwise now known or herein after developed without the previous express consent by the copyright owner, except for reproduction in daily press and regular printed publications on sale to the public within 60 days of the event related to those data/results and always provided that copyright symbol appears together as follows below.
 © DORNA, 2018

Race

Moto3

Lap	Lap Time	T1	T2	T3	T4	Speed	Lap	Lap Time	T1	T2	T3	T4	Speed
15	1'48.167	26.571	16.420	31.607	33.569	209.3	21	1'48.319	26.503	16.556	31.536	33.724	204.5
16	1'48.464	26.704	16.543	31.563	33.654	208.4	22	1'48.683	26.420	16.479	31.634	34.150	209.5
17	1'48.528	26.676	16.501	31.691	33.660	206.5	16th 7 Adam NORRODIN Petronas Sprinta Raci MAL						
18	1'48.708	26.603	16.640	31.661	33.804	205.6	Runs=1 Total laps=22 Full laps=21						
19	1'48.791	26.751	16.621	31.794	33.625	204.6	1	1'58.810	36.668	16.512	31.997	33.633	213.3
20	1'48.514	26.638	16.670	31.662	33.544	205.9	2	1'48.555	26.488	16.466	31.780	33.821	207.5
21	1'48.570	26.559	16.573	31.739	33.699	208.5	3	1'48.973	26.644	16.508	31.660	34.161	205.4
22	1'48.385	26.673	16.581	31.563	33.568	206.9	4	1'48.748	26.665	16.368	32.025	33.690	206.3
14th 76 Makar YURCHENK CIP - Green Power KAZ							5	1'48.895	26.609	16.398	32.054	33.834	208.8
Runs=1 Total laps=22 Full laps=21							6	1'48.123	26.390	16.521	31.554	33.658	211.2
1	1'57.444	35.675	16.475	31.971	33.323	212.4	7	1'49.230	26.417	16.482	32.279	34.052	206.4
2	1'47.711	26.501	16.312	31.531	33.367	210.1	8	1'48.312	26.358	16.463	31.930	33.561	209.5
3	1'47.421	26.164	16.192	31.554	33.511	212.3	9	1'49.261	26.631	16.447	31.931	34.252	208.0
4	1'47.142	26.273	16.324	31.375	33.170	210.1	10	1'49.336	26.705	16.753	31.899	33.979	206.7
5	1'47.378	26.278	16.372	31.341	33.387	212.8	11	1'48.107	26.481	16.395	31.583	33.648	207.8
6	1'47.238	26.154	16.251	31.473	33.360	210.9	12	1'48.435	26.559	16.527	31.739	33.610	207.5
7	1'47.243	26.324	16.222	31.437	33.260	211.1	13	1'48.951	26.513	16.584	32.172	33.682	204.1
8	1'48.280	26.738	16.343	31.774	33.425	211.6	14	1'49.561	26.687	16.383	32.100	34.391	207.0
9	1'47.941	26.521	16.344	31.702	33.374	213.9	15	1'49.154	26.845	16.423	31.920	33.966	211.9
10	1'48.671	26.713	16.283	32.238	33.437	212.6	16	1'50.064	26.595	16.719	32.458	34.292	204.5
11	1'48.483	26.963	16.236	31.635	33.649	213.6	17	1'49.686	26.832	16.840	31.874	34.140	207.6
12	1'48.142	26.377	16.431	31.506	33.828	208.4	18	1'49.966	26.873	16.703	31.857	34.533	209.1
13	1'48.344	27.081	16.442	31.554	33.267	213.0	19	1'49.621	26.769	16.808	32.291	33.753	203.8
14	1'47.626	26.388	16.336	31.516	33.386	210.4	20	1'48.720	26.592	16.541	31.813	33.774	210.8
15	1'47.861	26.343	16.351	31.755	33.412	213.1	21	1'48.032	26.458	16.409	31.569	33.596	209.0
16	1'47.845	26.443	16.400	31.514	33.488	211.5	22	1'48.605	26.491	16.370	31.674	34.070	209.9
17	1'47.880	26.436	16.300	31.583	33.561	210.7	17th 8 Nicolo BULEGA SKY Racing Team VR ITA						
18	1'48.016	26.493	16.444	31.667	33.412	206.3	Runs=1 Total laps=22 Full laps=21						
19	1'50.739	27.714	16.536	32.421	34.068	206.2	1	1'58.918	36.617	16.561	32.157	33.583	208.8
20	1'49.378	26.724	16.750	31.813	34.091	203.9	2	1'48.685	26.582	16.360	31.828	33.915	209.1
21	1'49.022	26.658	16.684	31.914	33.766	204.5	3	1'48.653	26.734	16.355	31.738	33.826	209.9
22	1'48.376	26.607	16.516	31.734	33.519	206.3	4	1'48.505	26.537	16.514	31.763	33.691	204.0
15th 32 Ai OGURA Asia Talent Team JPN							5	1'48.725	26.852	16.422	31.646	33.805	207.8
Runs=1 Total laps=22 Full laps=21							6	1'48.306	26.349	16.597	31.521	33.839	208.2
1	1'58.239	36.023	16.650	31.786	33.780	212.1	7	1'49.347	26.627	16.597	32.034	34.089	202.0
2	1'49.430	26.737	16.793	32.177	33.723	207.9	8	1'48.127	26.461	16.507	31.533	33.626	208.0
3	1'48.504	26.450	16.525	31.656	33.873	209.9	9	1'49.421	26.605	16.608	31.854	34.354	205.2
4	1'48.432	26.389	16.672	31.639	33.732	205.7	10	1'49.006	26.813	16.676	31.694	33.823	204.8
5	1'48.684	26.665	16.672	31.501	33.846	207.5	11	1'48.540	26.754	16.595	31.497	33.694	206.3
6	1'48.437	26.428	16.630	31.377	34.002	206.5	12	1'48.420	26.608	16.541	31.630	33.641	207.8
7	1'49.034	26.604	16.660	31.903	33.867	205.4	13	1'48.758	26.580	16.666	31.812	33.700	207.4
8	1'48.690	26.587	16.757	31.836	33.510	203.3	14	1'49.569	26.574	16.627	32.159	34.209	205.1
9	1'49.144	26.529	16.595	31.667	34.353	212.1	15	1'49.313	27.094	16.472	31.651	34.096	208.8
10	1'49.347	26.813	16.949	31.711	33.874	205.4	16	1'50.483	26.696	16.836	32.534	34.417	200.1
11	1'48.764	26.740	16.756	31.617	33.651	211.5	17	1'49.721	26.784	16.717	32.166	34.054	206.8
12	1'48.327	26.583	16.500	31.666	33.578	210.5	18	1'49.907	26.993	16.526	31.918	34.470	209.0
13	1'48.749	26.556	16.564	32.002	33.627	209.9	19	1'48.941	26.826	16.486	31.937	33.692	209.8
14	1'49.255	26.500	16.459	31.916	34.380	207.9	20	1'48.365	26.429	16.657	31.623	33.656	204.0
15	1'49.103	26.668	16.630	31.732	34.073	206.5	21	1'48.343	26.442	16.574	31.670	33.657	204.7
16	1'50.425	26.729	16.873	32.273	34.550	207.4	22	1'49.320	26.623	16.608	31.900	34.189	206.4
17	1'49.542	26.731	16.804	31.834	34.173	207.5	18th 11 Livio LOI Reale Avintia Academ BEL						
18	1'49.795	26.773	16.841	31.691	34.490	210.6	Runs=1 Total laps=22 Full laps=21						
19	1'49.643	26.922	16.801	32.153	33.767	205.1	1	1'58.250	36.124	16.592	31.833	33.701	214.7
20	1'48.550	26.747	16.572	31.543	33.688	212.1							

Fastest Lap: Philipp OETTL Sudmetal Schedl GP GER **1'47.179** 26.298 16.436 31.258 33.187

These data/results cannot be reproduced, stored and/or transmitted in whole or in part by any manner of electronic, mechanical, photocopying, recording, broadcasting or otherwise now known or herein after developed without the previous express consent by the copyright owner, except for reproduction in daily press and regular printed publications on sale to the public within 60 days of the event related to those data/results and always provided that copyright symbol appears together as follows below.
© DORNA, 2018

Official MotoGP Timing by TISSOT
www.motogp.com

Jerez de la Frontera, Sunday, May 06, 2018

Page 4 of 6



Race

Moto3

Lap	Lap Time	T1	T2	T3	T4	Speed	Lap	Lap Time	T1	T2	T3	T4	Speed
2	1'49.368	26.741	16.562	31.838	34.227	206.6	8	1'49.079	26.822	16.626	31.909	33.722	202.8
3	1'48.711	26.816	16.311	31.857	33.727	214.2	9	1'49.013	26.584	16.592	31.869	33.968	201.4
4	1'48.527	26.554	16.432	31.866	33.675	207.5	10	1'48.878	26.690	16.564	31.700	33.924	204.5
5	1'48.970	26.477	16.636	32.065	33.792	210.5	11	1'48.806	26.610	16.600	31.712	33.884	205.3
6	1'48.842	26.490	16.506	32.059	33.787	211.1	12	1'48.574	26.630	16.542	31.742	33.660	203.8
7	1'48.845	26.505	16.439	31.773	34.128	210.9	13	1'48.851	26.736	16.578	31.686	33.851	203.6
8	1'48.204	26.417	16.288	31.987	33.512	212.1	14	1'48.961	26.820	16.780	31.592	33.769	203.0
9	1'49.029	26.454	16.499	31.869	34.207	209.4	15	1'48.763	26.661	16.538	31.689	33.875	207.6
10	1'49.247	26.803	16.779	31.838	33.827	206.8	16	1'49.287	26.869	16.711	31.731	33.976	204.0
11	1'48.515	26.639	16.568	31.694	33.614	212.7	17	1'49.121	26.813	16.654	31.799	33.855	202.5
12	1'48.351	26.535	16.422	31.847	33.547	210.1	18	1'48.953	26.722	16.705	31.659	33.867	203.3
13	1'48.712	26.638	16.454	31.972	33.648	209.9	19	1'49.696	26.696	16.667	32.350	33.983	201.4
14	1'49.638	27.116	16.351	31.963	34.208	212.0	20	1'49.229	26.872	16.729	31.798	33.830	203.3
15	1'49.272	26.710	16.417	32.017	34.128	210.4	21	1'49.146	26.719	16.659	31.782	33.986	202.0
16	1'49.924	26.694	16.554	32.370	34.306	208.3	22	1'49.476	26.785	16.695	31.841	34.155	202.5
17	1'49.854	26.859	16.763	32.182	34.050	205.5							
18	1'49.703	26.688	16.721	31.847	34.447	205.7							
19	1'49.618	26.915	16.748	32.270	33.685	206.4							
20	1'48.664	26.629	16.615	31.776	33.644	207.6							
21	1'48.420	26.487	16.409	31.928	33.596	204.9							
22	1'48.734	26.564	16.522	31.623	34.025	210.1							

19th 41 Nakarin ATIRATPH Honda Team Asia THA
Runs=1 Total laps=22 Full laps=21

1	1'58.542	36.404	16.581	31.772	33.785	209.7
2	1'49.235	26.578	16.756	31.898	34.003	204.3
3	1'48.816	26.854	16.329	31.780	33.853	209.5
4	1'48.609	26.624	16.385	31.871	33.729	205.8
5	1'48.955	26.651	16.407	31.943	33.954	208.8
6	1'48.270	26.450	16.412	31.706	33.702	208.5
7	1'48.572	26.417	16.488	31.806	33.861	202.8
8	1'48.385	26.464	16.650	31.650	33.621	202.0
9	1'49.651	26.674	16.653	31.700	34.624	204.8
10	1'49.407	26.808	16.627	31.930	34.042	207.5
11	1'48.420	26.541	16.575	31.666	33.638	209.2
12	1'48.359	26.576	16.430	31.701	33.652	209.7
13	1'48.757	26.714	16.391	31.924	33.728	208.5
14	1'49.436	26.597	16.458	31.993	34.388	208.6
15	1'49.292	26.773	16.451	31.938	34.130	211.6
16	1'50.165	26.613	16.589	32.570	34.393	205.7
17	1'49.693	26.792	16.663	31.944	34.294	208.6
18	1'49.774	26.668	16.648	31.867	34.591	208.3
19	1'49.603	26.700	16.687	32.389	33.827	203.4
20	1'48.636	26.657	16.406	31.839	33.734	210.1
21	1'48.342	26.651	16.453	31.642	33.596	207.4
22	1'48.675	26.563	16.363	31.590	34.159	209.7

20th 22 Kazuki MASAKI RBA BOE Skull Rider JPN
Runs=1 Total laps=22 Full laps=21

1	2'08.083	44.689	17.278	32.283	33.833	202.3
2	1'48.547	26.697	16.474	31.599	33.777	203.7
3	1'48.876	26.755	16.577	31.732	33.812	203.3
4	1'49.056	26.762	16.611	31.731	33.952	203.0
5	1'48.928	26.809	16.645	31.627	33.847	203.8
6	1'48.786	26.634	16.578	31.710	33.864	204.2
7	1'48.732	26.639	16.588	31.730	33.775	203.4

21st 33 Enea BASTIANINI Leopard Racing ITA
Runs=1 Total laps=19 Full laps=17

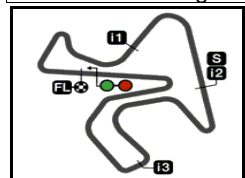
1	1'55.529	33.713	16.308	32.097	33.411	211.3
2	1'46.999	26.177	16.322	31.163	33.337	209.0
3	1'47.394	26.428	16.291	31.286	33.389	211.3
4	1'47.128	26.348	16.313	31.183	33.284	210.2
5	1'47.667	26.341	16.378	31.404	33.544	211.1
6	1'48.002	26.518	16.504	31.357	33.623	208.8
7	1'48.207	26.305	16.408	31.552	33.942	208.6
8	1'47.902	26.518	16.308	31.639	33.437	210.6
9	1'48.251	26.672	16.442	31.522	33.615	208.3
10	1'47.939	26.452	16.540	31.196	33.751	206.5
11	1'48.271	26.591	16.515	31.461	33.704	207.3
12	1'47.520	26.531	16.298	31.294	33.397	210.0
13	1'47.889	26.496	16.331	31.644	33.418	212.8
14	1'47.716	26.281	16.390	31.451	33.594	213.1
15	1'47.786	26.326	16.452	31.479	33.529	211.0
16	1'48.007	26.449	16.540	31.555	33.463	209.1
17	1'47.784	26.335	16.486	31.564	33.399	208.9
18	1'47.871	26.441	16.505	31.394	33.531	209.7
	unfinished	26.406	16.571			203.6

22nd 14 Tony ARBOLINO Marinelli Snipers Tea ITA
Runs=1 Total laps=19 Full laps=17

1	1'57.005	35.452	16.317	31.737	33.499	213.8
2	1'47.139	26.261	16.175	31.278	33.425	213.3
3	1'47.415	26.438	16.149	31.589	33.239	216.3
4	1'47.188	26.261	16.110	31.397	33.420	214.3
5	1'46.893	26.166	16.256	31.176	33.295	213.0
6	1'47.624	26.565	16.266	31.332	33.461	212.9
7	1'47.388	26.389	16.188	31.406	33.405	213.1
8	1'47.996	26.284	16.636	31.700	33.376	203.8
9	1'48.150	26.561	16.330	31.479	33.780	212.1
10	1'48.396	26.607	16.661	31.619	33.509	204.3
11	1'47.806	26.511	16.420	31.343	33.532	211.5
12	1'47.697	26.437	16.325	31.462	33.473	209.7
13	1'47.631	26.478	16.260	31.569	33.324	214.2
14	1'47.909	26.387	16.479	31.495	33.548	207.6
15	1'47.600	26.416	16.432	31.382	33.370	208.4
16	1'48.625	26.588	16.624	31.915	33.498	205.0

Fastest Lap: Philipp OETTL Sudmetal Schedl GP GER 1'47.179 26.298 16.436 31.258 33.187

These data/results cannot be reproduced, stored and/or transmitted in whole or in part by any manner of electronic, mechanical, photocopying, recording, broadcasting or otherwise now known or herein after developed without the previous express consent by the copyright owner, except for reproduction in daily press and regular printed publications on sale to the public within 60 days of the event related to those data/results and always provided that copyright symbol appears together as follows below.
© DORNA, 2018



GRAN PREMIO RED BULL DE ESPAÑA

Race

Analysis by Lap

35

Num Lap Time Gap

Num	Lap	Time	Gap	Num	Lap	Time	Gap	Num	Lap	Time	Gap	Num	Lap	Time	Gap			
Lap 1				33	1'47.394	1.160		19	1'47.269	1.474		16	1'47.591	2.661		41	1'49.651	12.237
88	1'53.905			65	1'48.430	1.310		5	1'47.302	1.610		72	1'47.842	3.636		22	1'49.013	22.302
21	1'54.163	0.258		44	1'47.302	2.107		42	1'48.107	1.829		32	1'49.034	10.250		75	1'49.106	2'07.655
65	1'54.463	0.558		24	1'47.675	2.152		84	1'47.439	1.888		41	1'48.572	10.489		Lap 10		
23	1'54.665	0.760		42	1'47.497	2.506		76	1'47.378	2.379		8	1'49.347	10.629		33	1'47.939	
72	1'55.219	1.314		27	1'47.825	2.662		71	1'47.641	2.497		7	1'49.230	10.824		65	1'48.020	0.017
33	1'55.529	1.624		14	1'47.415	2.797		16	1'47.611	3.322		11	1'48.845	11.003		14	1'48.396	0.176
12	1'55.602	1.697		19	1'47.710	2.888		72	1'47.954	3.647		22	1'48.732	20.498		88	1'48.437	0.400
24	1'55.887	1.982		5	1'47.225	2.936		32	1'48.684	8.572		75	1'48.590	2'06.161		27	1'48.295	0.535
44	1'56.163	2.258		84	1'47.883	3.122		8	1'48.725	8.769		Lap 8			12	1'48.534	0.569	
27	1'56.208	2.303		71	1'47.333	3.278		11	1'48.970	9.109		88	1'47.916		21	1'48.406	0.789	
42	1'56.280	2.375		72	1'50.614	3.801		7	1'48.895	9.264		12	1'47.997	0.022	44	1'48.302	0.942	
84	1'56.473	2.568		76	1'47.421	3.814		41	1'48.955	9.440		14	1'47.996	0.163	23	1'48.593	1.009	
19	1'56.664	2.759		16	1'47.914	3.966		22	1'48.928	18.773		23	1'47.824	0.256	24	1'48.673	1.205	
14	1'57.005	3.100		32	1'48.504	7.411		75	1'48.973	2'04.838		33	1'47.902	0.343	5	1'48.605	1.296	
5	1'57.011	3.106		8	1'48.653	7.494		Lap 6			5	1'47.817	1.051	76	1'48.671	1.451		
71	1'57.248	3.343		11	1'48.711	7.567		12	1'47.790		84	1'47.624	1.196	84	1'48.693	1.615		
16	1'57.378	3.473		7	1'48.973	7.576		33	1'48.002	0.181	76	1'48.280	1.372	42	1'48.211	1.770		
16	1'57.444	3.539		41	1'48.816	7.831		88	1'47.845	0.379	42	1'47.956	2.136	19	1'48.026	1.959		
75	1'57.813	3.908		22	1'48.876	16.744		23	1'47.802	0.473	19	1'48.013	2.243	71	1'48.277	2.018		
32	1'58.239	4.334		75	3'35.239	1'58.706		65	1'47.628	0.503	71	1'48.013	2.330	5	1'48.391	2.278		
11	1'58.250	4.345		Lap 4			14	1'47.624	0.726	5	1'47.817	1.051	72	1'47.690	2.319			
41	1'58.542	4.637		88	1'47.761		44	1'48.117	0.980	84	1'47.624	1.196	8	1'49.006	12.675			
7	1'58.810	4.905		21	1'47.183	0.258	24	1'47.788	1.028	76	1'48.280	1.372	32	1'49.347	12.923			
8	1'58.918	5.013		12	1'47.238	0.356	21	1'48.057	1.146	42	1'47.956	2.136	11	1'49.247	12.975			
22	2'08.083	14.178		33	1'47.128	0.527	27	1'47.840	1.249	19	1'47.701	2.243	7	1'49.336	13.225			
Lap 2				23	1'47.652	0.771	5	1'47.536	1.325	16	1'47.755	2.441	41	1'49.407	13.424			
88	1'47.446			65	1'47.297	0.846	19	1'48.085	1.738	72	1'47.724	3.385	22	1'48.878	22.960			
21	1'47.426	0.238		44	1'46.878	1.224	76	1'47.238	1.796	8	1'48.127	10.781	75	1'48.592	2'08.027			
65	1'47.179	0.291		24	1'47.103	1.494	42	1'47.994	2.002	41	1'48.385	10.899	Lap 11					
72	1'46.730	0.598		42	1'47.171	1.916	71	1'47.526	2.202	32	1'48.690	10.965	65	1'47.762				
23	1'47.322	0.636		27	1'47.165	2.066	84	1'48.236	2.303	7	1'48.312	11.161	14	1'47.806	0.203			
33	1'46.999	1.177		14	1'47.188	2.224	16	1'47.541	3.042	11	1'48.204	11.232	88	1'47.802	0.423			
12	1'46.957	1.208		19	1'47.272	2.399	72	1'47.940	3.766	22	1'49.079	21.602	33	1'48.271	0.492			
24	1'47.352	1.888		5	1'47.327	2.502	32	1'48.437	9.188	75	1'48.676	2'06.862	12	1'47.734	0.524			
44	1'47.404	2.216		84	1'47.282	2.643	8	1'48.306	9.254	Lap 9			44	1'47.678	0.841			
27	1'47.391	2.248		71	1'47.533	3.050	7	1'48.123	9.566	14	1'48.150		21	1'47.892	0.902			
42	1'47.491	2.420		76	1'47.142	3.195	41	1'48.270	9.889	88	1'48.496	0.183	27	1'48.160	0.916			
19	1'47.276	2.589		72	1'47.847	3.887	11	1'48.842	10.130	65	1'48.163	0.217	42	1'47.621	1.047			
84	1'47.528	2.650		16	1'47.700	3.905	22	1'48.786	19.738	12	1'48.546	0.255	23	1'48.153	1.383			
14	1'47.139	2.793		32	1'48.432	8.082	75	1'48.526	2'05.543	33	1'48.251	0.281	5	1'47.968	1.485			
5	1'47.462	3.122		8	1'48.505	8.238	Lap 7			27	1'48.045	0.460	42	1'48.121	2.112			
71	1'47.459	3.356		11	1'48.527	8.333	12	1'47.972		21	1'48.273	0.603	76	1'48.483	2.155			
16	1'47.436	3.463		7	1'48.748	8.563	88	1'47.652	0.059	23	1'48.693	0.636	84	1'48.410	2.246			
76	1'47.711	3.804		41	1'48.609	8.679	14	1'47.388	0.142	65	1'48.149	0.860	19	1'48.289	2.469			
7	1'48.555	6.014		22	1'49.056	18.039	65	1'47.863	0.394	44	1'48.149	0.860	71	1'48.315	2.554			
8	1'48.685	6.252		75	1'53.114	2'04.059	23	1'47.906	0.407	5	1'48.173	0.911	16	1'48.253	2.752			
11	1'49.368	6.267		Lap 5			33	1'48.207	0.416	76	1'47.941	1.000	72	1'48.413	2.953			
32	1'49.430	6.318		33	1'47.667		24	1'47.460	0.516	84	1'48.259	1.142	8	1'48.540	13.436			
41	1'49.235	6.426		12	1'47.869	0.031	21	1'47.507	0.681	42	1'47.956	1.779	7	1'48.107	13.553			
75	1'54.416	10.878		88	1'48.549	0.355	27	1'47.511	0.788	71	1'47.944	1.961	11	1'48.515	13.711			
22	1'48.547	15.279		23	1'47.915	0.492	44	1'48.015	1.023	16	1'47.979	2.107	32	1'48.764	13.908			
Lap 3				44	1'47.654	0.684	76	1'47.243	1.067	19	1'48.223	2.153	41	1'48.420	14.065			
88	1'47.411			65	1'48.044	0.696	5	1'47.856	1.209	72	1'47.777	2.849	22	1'48.806	23.987			
21	1'48.009	0.836		21	1'48.846	0.910	84	1'47.216	1.547	32	1'49.144	11.796	75	1'49.194	2'09.442			
12	1'47.082	0.879		14	1'46.893	0.923	42	1'48.125	2.155	8	1'49.421	11.889	Lap 12					
23	1'47.655	0.880		24	1'47.761	1.061	71	1'48.062	2.292	11	1'49.029	11.948	65	1'47.572				
				27	1'47.358	1.230	19	1'48.751	2.517	7	1'49.261	12.109						

Lapped rider

These data/results cannot be reproduced, stored and/or transmitted in whole or in part by any manner of electronic, mechanical, photocopying, recording, broadcasting or otherwise now known or herein after developed without the previous express consent by the copyright owner, except for reproduction in daily press and regular printed publications on sale to the public within 60 days of the event related to those data/results and always provided that copyright symbol appears together as follows below.

© DORNA, 2018



Num Lap Time Gap

88	1'47.425	0.276
13	1'47.697	0.328
33	1'47.520	0.440
12	1'47.505	0.457
44	1'47.494	0.763
27	1'47.569	0.913
24	1'47.762	1.237
21	1'48.147	1.477
23	1'47.823	1.634
5	1'47.902	1.815
84	1'47.941	2.615
76	1'48.142	2.725
42	1'48.300	2.840
19	1'48.020	2.917
72	1'47.711	3.092
71	1'48.126	3.108
16	1'48.027	3.207
8	1'48.420	14.284
7	1'48.435	14.416
11	1'48.351	14.490
32	1'48.327	14.663
41	1'48.359	14.852
22	1'48.574	24.989
75	1'49.042	2'10.912

Lap 13

65	1'47.746	
14	1'47.631	0.213
88	1'47.842	0.372
12	1'47.790	0.501
33	1'47.889	0.583
44	1'47.794	0.811
24	1'47.543	1.034
27	1'47.868	1.035
21	1'47.384	1.115
23	1'47.365	1.253
5	1'47.381	1.450
84	1'47.588	2.457
72	1'47.528	2.874
42	1'47.810	2.904
19	1'47.962	3.133
76	1'48.344	3.323
71	1'48.230	3.592
16	1'48.234	3.695
8	1'48.758	15.296
11	1'48.712	15.456
7	1'48.951	15.621
32	1'48.749	15.666
41	1'48.757	15.863
22	1'48.851	26.094
75	1'48.878	2'12.044

Lap 14

65	1'47.839	
14	1'47.909	0.283
33	1'47.716	0.460
88	1'48.061	0.594
12	1'47.971	0.633
44	1'47.921	0.893
27	1'47.802	0.998
21	1'47.951	1.227
24	1'48.057	1.252
23	1'47.897	1.311
5	1'48.185	1.796
72	1'47.422	2.457
84	1'47.892	2.510
19	1'47.615	2.909
42	1'47.901	2.966
76	1'47.626	3.110
71	1'47.508	3.261

16	1'48.028	3.884
8	1'49.569	17.026
32	1'49.255	17.082
11	1'49.638	17.255
7	1'49.561	17.343
41	1'49.436	17.460
22	1'48.961	27.216

Lap 15

14	1'47.600	
65	1'47.912	0.029
88	1'47.553	0.264
33	1'47.786	0.363
12	1'47.655	0.405
44	1'47.549	0.559
27	1'47.930	1.045
21	1'47.855	1.199
23	1'47.857	1.285
24	1'48.037	1.406
72	1'47.145	1.719
5	1'47.852	1.765
84	1'47.320	1.947
42	1'47.780	2.863
19	1'47.984	3.010
76	1'47.861	3.088
71	1'47.805	3.183
16	1'48.167	4.168
32	1'49.103	18.302
8	1'49.313	18.456
7	1'49.154	18.614
11	1'49.272	18.644
41	1'49.292	18.869
22	1'48.763	28.096

Lap 16

65	1'48.013	
33	1'48.007	0.328
88	1'48.175	0.397
44	1'48.045	0.562
14	1'48.625	0.583
27	1'47.798	0.801
12	1'48.438	0.801
21	1'47.742	0.899
23	1'47.794	1.037
72	1'47.557	1.234
24	1'47.932	1.296
5	1'48.086	1.809
84	1'47.955	1.860
42	1'47.805	2.626
19	1'47.795	2.763
76	1'47.845	2.891
71	1'47.889	3.030
16	1'48.464	4.590
11	1'49.924	20.526
7	1'50.064	20.636
32	1'50.425	20.685
8	1'50.483	20.897
41	1'50.165	20.992
22	1'49.287	29.341

Lap 17

65	1'47.988	
88	1'47.608	0.017
33	1'47.784	0.124
14	1'47.738	0.333
12	1'47.586	0.399
44	1'48.078	0.652
21	1'47.907	0.818
27	1'48.061	0.874
72	1'47.761	1.007

23	1'48.038	1.087
24	1'48.067	1.375
84	1'47.589	1.461
5	1'47.760	1.581
42	1'47.916	2.554
19	1'47.919	2.694
76	1'47.880	2.783
71	1'47.848	2.890
16	1'48.528	5.130
32	1'49.542	22.239
7	1'49.686	22.334
11	1'49.854	22.392
8	1'49.721	22.630
41	1'49.693	22.697
22	1'49.121	30.474

Lap 18

33	1'47.871	
14	1'47.818	0.156
65	1'48.248	0.253
88	1'48.356	0.378
44	1'47.782	0.439
12	1'48.044	0.448
72	1'48.570	1.582
27	1'48.732	1.611
21	1'48.822	1.645
24	1'48.307	1.687
23	1'48.731	1.823
84	1'48.437	1.903
5	1'48.401	1.987
42	1'47.629	2.188
19	1'47.619	2.318
76	1'48.016	2.804
71	1'47.941	2.836
16	1'48.708	5.843
32	1'49.795	24.039
11	1'49.703	24.100
7	1'49.966	24.305
41	1'49.774	24.476
8	1'49.907	24.542
22	1'48.953	31.432

Lap 19

65	1'47.589	
12	1'47.991	0.597
27	1'48.145	1.914
21	1'48.268	2.071
72	1'48.491	2.231
24	1'48.458	2.303
5	1'48.262	2.407
23	1'48.579	2.560
42	1'48.379	2.725
19	1'48.362	2.838
84	1'48.836	2.897
71	1'48.094	3.088
76	1'50.739	5.701
16	1'48.791	6.792
8	1'48.941	25.641
32	1'49.643	25.840
11	1'49.618	25.876
7	1'49.621	26.084
41	1'49.603	26.237
22	1'49.696	33.286

Lap 20

65	1'47.899	
12	1'47.701	0.399
27	1'48.299	2.314
72	1'48.101	2.433
21	1'48.426	2.598

5	1'48.120	2.628
24	1'48.286	2.690
42	1'47.961	2.787
23	1'48.249	2.910
84	1'47.914	2.912
19	1'48.277	3.216
71	1'48.196	3.385
76	1'49.378	7.180
16	1'48.514	7.407
8	1'48.365	26.107
32	1'48.550	26.491
11	1'48.664	26.641
7	1'48.720	26.905
41	1'48.636	26.974
22	1'49.229	34.616

Lap 21

65	1'48.096	
12	1'47.791	0.094
72	1'48.239	2.576
27	1'48.417	2.635
5	1'48.201	2.733
42	1'48.175	2.866
24	1'48.510	3.104
84	1'48.331	3.147
21	1'48.671	3.173
23	1'48.464	3.278
19	1'48.215	3.335
71	1'48.192	3.481
16	1'48.570	7.881
76	1'49.022	8.106
8	1'48.343	26.354
32	1'48.319	26.714
7	1'48.032	26.841
11	1'48.420	26.965
41	1'48.342	27.220
22	1'49.146	35.666

Lap 22

65	1'48.100	
12	1'48.065	0.059
72	1'49.039	3.515
42	1'48.967	3.733
5	1'49.325	3.958
24	1'48.996	4.000
21	1'48.960	4.033
84	1'49.114	4.161
27	1'49.636	4.171
23	1'48.998	4.176
19	1'48.981	4.216
71	1'48.883	4.264
16	1'48.385	8.166
76	1'48.376	8.382
32	1'48.683	27.297
7	1'48.605	27.346
8	1'49.320	27.574
11	1'48.734	27.599
41	1'48.675	27.795
22	1'49.476	37.042

Lapped rider

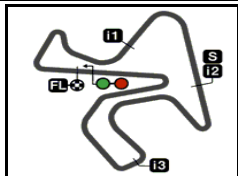
These data/results cannot be reproduced, stored and/or transmitted in whole or in part by any manner of electronic, mechanical, photocopying, recording, broadcasting or otherwise now known or herein after developed without the previous express consent by the copyright owner, except for reproduction in daily press and regular printed publications on sale to the public within 60 days of the event related to those data/results and always provided that copyright symbol appears together as follows below.

© DORNA, 2018

Official MotoGP Timing by TISSOT
www.motogp.com

Jerez de la Frontera, Sunday, May 06, 2018 Page 2 of 2





GRAN PREMIO RED BULL DE ESPAÑA

36

4423 m.

2018 Rookie of the Year Classification

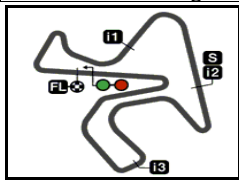
Rider	Nation	Points	Leader Previous	QAT	ARG	AME	SPA	FRA	ITA	CAT	NED	GER	CZE	AUT	GBR	RSM	ARA	THA	JPN	AUS	MAL	VAL	
1 LOPEZ Alonso	SPA	23		-	10	-	13																
2 MASIA Jaume	SPA	15	8	8	4	-	-	11															
3 MASAKI Kazuki	JPN	3	20	12	3	-	-	-															
4 YURCHENKO Makar	KAZ	2	21	1	-	-	-	2															

These data/results cannot be reproduced, stored and/or transmitted in whole or in part by any manner of electronic, mechanical, photocopying, recording, broadcasting or otherwise now known or herein after developed without the previous express consent by the copyright owner, except for reproduction in daily press and regular printed publications on sale to the public within 60 days of the event related to those data/results and always provided that copyright symbol appears together as follows below.

© DORNA, 2018



uito de Jerez - Angel N



4423 m.

Results and timing service provided by **TISSOT**

After the **GRAN PREMIO RED BULL DE ESPAÑA**

Moto3™

2018 Riders Performance

(Qualifying Position - Starting Position - Race Position)

37

Rider	Points	QAT	ARG	AME	SPA	FRA	ITA	CAT	NED	GER	CZE	AUT	GBR	RSM	ARA	THA	JPN	AUS	MAL	VAL	
1 BEZZECCHI Marco	63	6	2	9	5																
		6-14	2-1	9-3	5-2	-	-	-	-	-	-	-	-	-	-	-	-	-	-	-	-
2 MARTIN Jorge	55	2	-9	1	1																
		2-1	29-11	1-1	1-NC	-	-	-	-	-	-	-	-	-	-	-	-	-	-	-	-
3 CANET Aron	48	7	8	2	15																
		7-2	8-2	2-8	14-NC	-	-	-	-	-	-	-	-	-	-	-	-	-	-	-	-
4 DI GIANNANTONIO Fabio	46	16	6	5	3																
		16-6	6-3	5-5	3-7	-	-	-	-	-	-	-	-	-	-	-	-	-	-	-	-
5 OETTL Philipp	35	8	20	11	2																
		8-NC	30-23	11-6	2-1	-	-	-	-	-	-	-	-	-	-	-	-	-	-	-	-
6 BASTIANINI Enea	33	10	5	6	8																
		10-NC	5-4	6-2	7-NC	-	-	-	-	-	-	-	-	-	-	-	-	-	-	-	-
7 RODRIGO Gabriel	28	3	3	12	20																
		3-5	3-9	12-12	20-10	-	-	-	-	-	-	-	-	-	-	-	-	-	-	-	-
8 ANTONELLI Niccolò	26	1	7	19	4																
		1-4	7-8	19-24	4-11	-	-	-	-	-	-	-	-	-	-	-	-	-	-	-	-
9 KORNFEIL Jakub	26	11	18	21	16																
		11-9	18-14	21-7	15-8	-	-	-	-	-	-	-	-	-	-	-	-	-	-	-	-
10 DALLA PORTA Lorenzo	25	9	15	17	9																
		9-3	15-7	17-18	8-NL	-	-	-	-	-	-	-	-	-	-	-	-	-	-	-	-
11 MIGNO Andrea	25	14	10	16	-6																
		14-10	10-13	16-4	18-13	-	-	-	-	-	-	-	-	-	-	-	-	-	-	-	-
12 LOPEZ Alonso	23	21	21	22	7																
		21-NC	21-6	22-17	6-4	-	-	-	-	-	-	-	-	-	-	-	-	-	-	-	-

NC=Not classified NL=Not finished first lap NP=Not started race re-start N2=Not finished first lap race re-start EX=Excluded NS=Not Started DS=Disqualified

These data/results cannot be reproduced, stored and/or transmitted in whole or in part by any manner of electronic, mechanical, photocopying, recording, broadcasting or otherwise now known or herein after developed without the previous express consent by the copyright owner, except for reproduction in daily press and regular printed publications on sale to the public within 60 days of the event related to those data/results and always provided that copyright symbol appears together as follows below.
© DORNA, 2018

Official MotoGP Timing by **TISSOT**
www.motogp.com



	Rider	Points	QAT	ARG	AME	SPA	FRA	ITA	CAT	NED	GER	CZE	AUT	GBR	RSM	ARA	THA	JPN	AUS	MAL	VAL
13	RAMIREZ Marcos	21	15 15-15	26 26-12	14 14-NC	18 17-3	-	-	-	-	-	-	-	-	-	-	-	-	-	-	-
14	SUZUKI Tatsuki	17	-NS	19 19-21	4 4-9	0 9-6	-	-	-	-	-	-	-	-	-	-	-	-	-	-	-
15	SASAKI Ayumu	17	4 4-8	13 13-16	8 8-11	23 23-12	-	-	-	-	-	-	-	-	-	-	-	-	-	-	-
16	NORRODIN Adam	16	17 17-11	4 4-5	25 25-NC	27 29-16	-	-	-	-	-	-	-	-	-	-	-	-	-	-	-
17	TOBA Kaito	16	5 5-7	24 24-19	28 28-NC	11 10-9	-	-	-	-	-	-	-	-	-	-	-	-	-	-	-
18	MASIA Jaume	15	13 13-12	11 11-NC	10 10-21	25 25-5	-	-	-	-	-	-	-	-	-	-	-	-	-	-	-
19	LOI Livio	7	18 18-NC	16 16-15	26 26-10	28 26-18	-	-	-	-	-	-	-	-	-	-	-	-	-	-	-
20	ARBOLINO Tony	6	26 25-17	1 1-10	20 20-20	21 21-NC	-	-	-	-	-	-	-	-	-	-	-	-	-	-	-
21	MASAKI Kazuki	3	19 19-13	17 17-20	27 27-22	14 13-20	-	-	-	-	-	-	-	-	-	-	-	-	-	-	-
22	BINDER Darryn	3	20 20-NC	25 25-22	15 15-13	-NS	-	-	-	-	-	-	-	-	-	-	-	-	-	-	-
23	MCPHEE John	2	12 12-NC	22 22-17	3 3-14	17 16-NL	-	-	-	-	-	-	-	-	-	-	-	-	-	-	-
24	YURCHENKO Makar	2	24 23-19	28 28-24	18 18-19	13 12-14	-	-	-	-	-	-	-	-	-	-	-	-	-	-	-
25	ARENAS Albert	1	-NS	12 12-NC	24 24-15	24 24-NC	-	-	-	-	-	-	-	-	-	-	-	-	-	-	-
26	OGURA Ai	1	-	-	-	19 19-15	-	-	-	-	-	-	-	-	-	-	-	-	-	-	-
27	FOGGIA Dennis	0	25 24-16	14 14-NC	7 7-16	12 11-NL	-	-	-	-	-	-	-	-	-	-	-	-	-	-	-
28	BULEGA Nicolo	0	22 22-NC	27 27-NC	23 23-NC	22 22-17	-	-	-	-	-	-	-	-	-	-	-	-	-	-	-

NC=Not classified NL=Not finished first lap NP=Not started race re-start N2=Not finished first lap race re-start EX=Excluded NS=Not Started DS=Disqualified

These data/results cannot be reproduced, stored and/or transmitted in whole or in part by any manner of electronic, mechanical, photocopying, recording, broadcasting or otherwise now known or herein after developed without the previous express consent by the copyright owner, except for reproduction in daily press and regular printed publications on sale to the public within 60 days of the event related to those data/results and always provided that copyright symbol appears together as follows below.
© DORNA, 2018

Official MotoGP Timing by **TISSOT**
www.motogp.com



	Rider	<i>Points</i>	QAT	ARG	AME	SPA	<i>FRA</i>	<i>ITA</i>	<i>CAT</i>	<i>NED</i>	<i>GER</i>	<i>CZE</i>	<i>AUT</i>	<i>GBR</i>	<i>RSM</i>	<i>ARA</i>	<i>THA</i>	<i>JPN</i>	<i>AUS</i>	<i>MAL</i>	<i>VAL</i>	
29	ATIRATPHUVAPAT Nakarin	0	27 26-18	23 23-18	13 13-23	29 27-19	-	-	-	-	-	-	-	-	-	-	-	-	-	-	-	-
30	ALCOBA Jeremy	0				26 28-NL	-	-	-	-	-	-	-	-	-	-	-	-	-	-	-	-

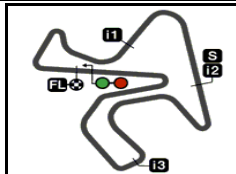
NC=Not classified NL=Not finished first lap NP=Not started race re-start N2=Not finished first lap race re-start EX=Excluded NS=Not Started DS=Disqualified

These data/results cannot be reproduced, stored and/or transmitted in whole or in part by any manner of electronic, mechanical, photocopying, recording, broadcasting or otherwise now known or herein after developed without the previous express consent by the copyright owner, except for reproduction in daily press and regular printed publications on sale to the public within 60 days of the event related to those data/results and always provided that copyright symbol appears together as follows below.
© DORNA, 2018

Official MotoGP Timing by **TISSOT**
www.motogp.com

Jerez de la Frontera, Sunday, May 06, 2018





4423 m.

GRAN PREMIO RED BULL DE ESPAÑA
Official Starting Grid

Race : 22 laps = 97.306 km



1	1 1'46.193 88 Jorge MARTIN Honda	2 1'46.346 65 Philipp OETTL KTM	3 1'46.599 21 Fabio DI GIANNANTONIO Honda
2	4 1'46.614 23 Niccolò ANTONELLI Honda	5 1'46.739 12 Marco BEZZECCHI KTM	6 1'46.820 72 Alonso LOPEZ Honda
3	7 1'46.894 33 Enea BASTIANINI Honda	8 1'46.898 48 Lorenzo DALLA PORTA Honda	9 1'46.905 24 Tatsuki SUZUKI Honda
4	10 1'46.931 27 Kaito TOBA Honda	11 1'46.955 10 Dennis FOGGIA KTM	12 1'46.967 76 Makar YURCHENKO KTM
5	13 1'46.969 22 Kazuki MASAKI KTM	14 1'47.037 44 Aron CANET Honda	15 1'47.042 84 Jakub KORNFEIL KTM
6	16 1'47.105 17 John MCPHEE KTM	17 1'47.181 42 Marcos RAMIREZ KTM	18 1'46.770 16 Andrea MIGNO KTM
7	19 1'47.215 32 Ai OGURA Honda	20 1'47.218 19 Gabriel RODRIGO KTM	21 1'47.230 14 Tony ARBOLINO Honda
8	22 1'47.253 8 Nicolo BULEGA KTM	23 1'47.261 71 Ayumu SASAKI Honda	24 1'47.282 75 Albert ARENAS KTM

FIM MotoGP Stewards grid penalty for riders #7, #16 & #52

The results are provisional until the end of the limit for protest and appeals and until the ratification of the Event Management Committee.

Time limit for protest expires 60' at the latest after publication of the results - Mr. Time:

These data/results cannot be reproduced, stored and/or transmitted in whole or in part by any manner of electronic, mechanical, photocopying, recording, broadcasting or otherwise now known or herein after developed without the previous express consent by the copyright owner, except for reproduction in daily press and regular printed publications on sale to the public within 60 days of the event related to those data/results and always provided that copyright symbol appears together as follows below.

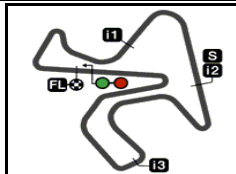
© DORNA, 2018

Official MotoGP Timing by TISSOT
 www.motogp.com

Jerez de la Frontera, Sunday, May 06, 2018

Page 1 of 2





GRAN PREMIO RED BULL DE ESPAÑA
Official Starting Grid

4423 m.

Race : 22 laps = 97.306 km

9

25
 1'47.450
5 Jaume MASIA
 KTM

26
 1'47.763
11 Livio LOI
 KTM

27
 1'48.180
41 Nakarin ATIRATPHUVAPAT
 Honda

10

28
 1'47.484
52 Jeremy ALCOBA
 Honda

29
 1'47.632
7 Adam NORRODIN
 Honda

FIM MotoGP Stewards grid penalty for riders #7, #16 & #52

The results are provisional until the end of the limit for protest and appeals and until the ratification of the Event Management Committee.

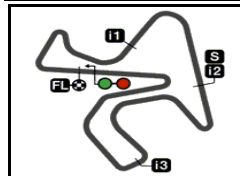
Time limit for protest expires 60' at the latest after publication of the results - Mr. Time:

These data/results cannot be reproduced, stored and/or transmitted in whole or in part by any manner of electronic, mechanical, photocopying, recording, broadcasting or otherwise now known or herein after developed without the previous express consent by the copyright owner, except for reproduction in daily press and regular printed publications on sale to the public within 60 days of the event related to those data/results and always provided that copyright symbol appears together as follows below.

© DORNA, 2018

Official MotoGP Timing by 
 www.motogp.com





4423 m.

GRAN PREMIO RED BULL DE ESPAÑA

Race

Top Speed & Average



Rider	Nation	Motorcycle	Top 5 speeds					Average	Top
14 Tony ARBOLINO	ITA	HONDA	216.3	214.4	214.3	214.2	213.8	214.6	216.3
19 Gabriel RODRIGO	ARG	KTM	216.3	215.4	214.9	214.6	214.3	215.1	216.3
84 Jakub KORNFEL	CZE	KTM	216.0	215.6	215.3	215.3	214.7	215.4	216.0
5 Jaume MASIA	SPA	KTM	215.9	214.6	214.4	214.2	213.6	214.5	215.9
27 Kaito TOBA	JPN	HONDA	215.9	215.5	214.1	214.0	214.0	214.7	215.9
21 Fabio DI GIANNANTONIO	ITA	HONDA	215.8	215.0	213.6	212.9	212.6	214.0	215.8
12 Marco BEZZECCHI	ITA	KTM	215.7	214.4	214.1	213.3	213.0	214.1	215.7
71 Ayumu SASAKI	JPN	HONDA	215.4	215.3	214.6	214.5	214.4	214.8	215.4
16 Andrea MIGNO	ITA	KTM	215.3	215.0	214.1	214.0	213.4	214.4	215.3
44 Aron CANET	SPA	HONDA	214.8	214.4	214.4	213.6	213.0	214.0	214.8
11 Livio LOI	BEL	KTM	214.7	214.2	212.7	212.1	212.0	213.1	214.7
23 Niccolò ANTONELLI	ITA	HONDA	214.5	213.8	213.5	213.1	212.8	213.5	214.5
42 Marcos RAMIREZ	SPA	KTM	214.2	213.6	213.6	213.3	213.2	213.6	214.2
24 Tatsuki SUZUKI	JPN	HONDA	214.1	214.1	213.8	213.5	213.4	213.8	214.1
76 Makar YURCHENKO	KAZ	KTM	213.9	213.6	213.1	213.0	212.8	213.3	213.9
65 Philipp OETTL	GER	KTM	213.3	213.1	212.9	212.2	212.0	212.7	213.3
7 Adam NORRODIN	MAL	HONDA	213.3	211.9	211.2	210.8	209.9	211.4	213.3
33 Enea BASTIANINI	ITA	HONDA	213.1	212.8	211.3	211.3	211.1	211.9	213.1
72 Alonso LOPEZ	SPA	HONDA	212.9	212.5	212.5	211.5	211.5	212.2	212.9
88 Jorge MARTIN	SPA	HONDA	212.8	212.3	211.5	210.8	210.7	211.6	212.8
32 Ai OGURA	JPN	HONDA	212.1	212.1	212.1	211.5	210.6	211.7	212.1
41 Nakin ATIRATPHUVAPAT	THA	HONDA	211.6	210.1	209.7	209.7	209.7	210.2	211.6
75 Albert ARENAS	SPA	KTM	210.3	206.6	206.3	205.8	205.8	207.0	210.3
8 Nicolo BULEGA	ITA	KTM	209.9	209.8	209.1	209.0	208.8	209.2	209.9
22 Kazuki MASAKI	JPN	KTM	207.6	205.3	204.5	204.2	204.0	205.1	207.6
17 John MCPHEE	GBR	KTM	200.2					200.2	200.2
52 Jeremy ALCOBA	SPA	HONDA	156.6					156.6	156.6
48 Lorenzo DALLA PORTA	ITA	HONDA	94.8					94.8	94.8

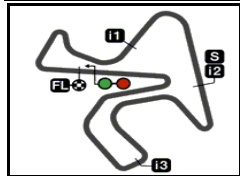
These data/results cannot be reproduced, stored and/or transmitted in whole or in part by any manner of electronic, mechanical, photocopying, recording, broadcasting or otherwise now known or herein after developed without the previous express consent by the copyright owner, except for reproduction in daily press and regular printed publications on sale to the public within 60 days of the event related to those data/results and always provided that copyright symbol appears together as follows below.

© DORNA, 2018

Official MotoGP Timing by TISSOT
www.motogp.com



Jerez de la Frontera, Sunday, May 06, 2018




4423 m.

GRAN PREMIO RED BULL DE ESPAÑA

Race

Fastest Laps Sequence

Lap	Race Time	 Rider	Nation	Motorcycle	Time	Km/h	Riders's Lap
2	3'41.351	88 Jorge MARTIN	SPA	HONDA	1'47.446	148.1	2
2	3'41.589	21 Fabio DI GIANNANTONI	ITA	HONDA	1'47.426	148.2	2
2	3'41.642	65 Philipp OETTL	GER	KTM	1'47.179	148.5	2
2	3'41.949	72 Alonso LOPEZ	SPA	HONDA	1'46.730	149.1	2

These data/results cannot be reproduced, stored and/or transmitted in whole or in part by any manner of electronic, mechanical, photocopying, recording, broadcasting or otherwise now known or herein after developed without the previous express consent by the copyright owner, except for reproduction in daily press and regular printed publications on sale to the public within 60 days of the event related to those data/results and always provided that copyright symbol appears together as follows below.

© DORNA, 2018

Official MotoGP Timing by TISSOT
www.motogp.com

Jerez de la Frontera, Sunday, May 06, 2018