


4423 m.

GRAN PREMIO RED BULL DE ESPAÑA

Qualifying Results



		Rider	Nation	Team	Motorcycle	Time	Lap	Total	Gap	Top Speed	
1	35	Cal CRUTCHLOW	GBR	LCR Honda CASTROL	HONDA	Q2 1'37.653	8	8		291.3	
2	26	Dani PEDROSA	SPA	Repsol Honda Team	HONDA	Q2 1'37.912	6	8	0.259	0.259	287.8
3	5	Johann ZARCO	FRA	Monster Yamaha Tech 3	YAMAHA	Q2 1'37.956	7	8	0.303	0.044	286.2
4	99	Jorge LORENZO	SPA	Ducati Team	DUCATI	Q2 1'37.969	8	8	0.316	0.013	287.7
5	93	Marc MARQUEZ	SPA	Repsol Honda Team	HONDA	Q2 1'37.977	2	8	0.324	0.008	289.0
6	42	Alex RINS	SPA	Team SUZUKI ECSTAR	SUZUKI	Q2 1'37.984	6	8	0.331	0.007	284.5
7	29	Andrea IANNONE	ITA	Team SUZUKI ECSTAR	SUZUKI	Q2 1'37.987	2	8	0.334	0.003	287.3
8	4	Andrea DOVIZIOSO	ITA	Ducati Team	DUCATI	Q2 1'38.029	5	7	0.376	0.042	288.2
9	9	Danilo PETRUCCI	ITA	Alma Pramac Racing	DUCATI	Q2 1'38.086	6	8	0.433	0.057	289.1
10	46	Valentino ROSSI	ITA	Movistar Yamaha MotoGP	YAMAHA	Q2 1'38.267	6	8	0.614	0.181	287.4
11	25	Maverick VIÑALES	SPA	Movistar Yamaha MotoGP	YAMAHA	Q2 1'38.281	6	8	0.628	0.014	287.0
12	43	Jack MILLER	AUS	Alma Pramac Racing	DUCATI	Q2 1'38.522	6	8	0.869	0.241	284.2
13	41	Aleix ESPARGARO	SPA	Aprilia Racing Team Gresini	APRILIA	Q1 1'38.389	8	8 (*)	0.315		286.0
14	30	Takaaki NAKAGAMI	JPN	LCR Honda IDEMITSU	HONDA	Q1 1'38.481	7	8 (*)	0.407	0.092	282.9
15	21	Franco MORBIDELLI	ITA	EG 0,0 Marc VDS	HONDA	Q1 1'38.544	6	8 (*)	0.470	0.063	282.5
16	44	Po ESPARGARO	SPA	Red Bull KTM Factory Racing	KTM	Q1 1'38.598	6	8 (*)	0.524	0.054	288.3
17	53	Tito RABAT	SPA	Reale Avintia Racing	DUCATI	Q1 1'38.610	6	7 (*)	0.536	0.012	287.7
18	12	Thomas LUTHI	SWI	EG 0,0 Marc VDS	HONDA	Q1 1'38.752	6	8 (*)	0.678	0.142	282.6
19	36	Mika KALLIO	FIN	Red Bull KTM Factory Racing	KTM	Q1 1'38.759	6	8 (*)	0.685	0.007	285.4
20	19	Alvaro BAUTISTA	SPA	Angel Nieto Team	DUCATI	Q1 1'38.838	8	8 (*)	0.764	0.079	285.0
21	38	Bradley SMITH	GBR	Red Bull KTM Factory Racing	KTM	Q1 1'38.961	7	8 (*)	0.887	0.123	282.7
22	55	Hafizh SYAHRIN	MAL	Monster Yamaha Tech 3	YAMAHA	Q1 1'39.135	6	8 (*)	1.061	0.174	284.8
23	17	Karel ABRAHAM	CZE	Angel Nieto Team	DUCATI	Q1 1'39.146	7	7 (*)	1.072	0.011	281.3
24	10	Xavier SIMEON	BEL	Reale Avintia Racing	DUCATI	Q1 1'39.708	6	8 (*)	1.634	0.562	281.2
25	45	Scott REDDING	GBR	Aprilia Racing Team Gresini	APRILIA	Q1 1'39.918	6	6 (*)	1.844	0.210	283.3

* Gap with the fastest rider in the Q1 session.

Pole Position:		Cal CRUTCHLOW	1'37.653	163.0 Km/h
Q1 Best Lap:	Lap 5	Andrea DOVIZIOSO	(*) 1'38.074	162.3 Km/h
Circuit Record Lap:	2015	Jorge LORENZO	1'38.735	161.2 Km/h
Circuit Best Lap:	2018	Cal CRUTCHLOW	1'37.653	163.0 Km/h

The results are provisional until the end of the limit for protest and appeals.

Time limit for protest expires 60' after publication of the results - Mr. Time:

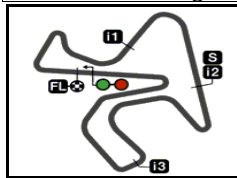
These data/results cannot be reproduced, stored and/or transmitted in whole or in part by any manner of electronic, mechanical, photocopying, recording, broadcasting or otherwise now known or herein after developed without the previous express consent by the copyright owner, except for reproduction in daily press and regular printed publications on sale to the public within 60 days of the event related to those data/results and always provided that copyright symbol appears together as follows below.

© DORNA, 2018

Official MotoGP Timing by TISSOT
www.motogp.com

Jerez de la Frontera, Saturday, May 05, 2018






4423 m.

GRAN PREMIO RED BULL DE ESPAÑA

Qualifying Nr. 2

Classification

20

		Rider	Nation	Team	Motorcycle	Time	Lap	Total	Gap	Top Speed	
1	35	Cal CRUTCHLOW	GBR	LCR Honda CASTROL	HONDA	1'37.653	8	8		291.3	
2	26	Dani PEDROSA	SPA	Repsol Honda Team	HONDA	1'37.912	6	8	0.259	0.259	287.8
3	5	Johann ZARCO	FRA	Monster Yamaha Tech 3	YAMAHA	1'37.956	7	8	0.303	0.044	286.2
4	99	Jorge LORENZO	SPA	Ducati Team	DUCATI	1'37.969	8	8	0.316	0.013	287.7
5	93	Marc MARQUEZ	SPA	Repsol Honda Team	HONDA	1'37.977	2	8	0.324	0.008	289.0
6	42	Alex RINS	SPA	Team SUZUKI ECSTAR	SUZUKI	1'37.984	6	8	0.331	0.007	284.5
7	29	Andrea IANNONE	ITA	Team SUZUKI ECSTAR	SUZUKI	1'37.987	2	8	0.334	0.003	287.3
8	4	Andrea DOVIZIOSO	ITA	Ducati Team	DUCATI	1'38.029	5	7	0.376	0.042	288.2
9	9	Daniilo PETRUCCI	ITA	Alma Pramac Racing	DUCATI	1'38.086	6	8	0.433	0.057	289.1
10	46	Valentino ROSSI	ITA	Movistar Yamaha MotoGP	YAMAHA	1'38.267	6	8	0.614	0.181	287.4
11	25	Maverick VIÑALES	SPA	Movistar Yamaha MotoGP	YAMAHA	1'38.281	6	8	0.628	0.014	287.0
12	43	Jack MILLER	AUS	Alma Pramac Racing	DUCATI	1'38.522	6	8	0.869	0.241	284.2

Practice condition: Dry

Air: 24°

Humidity: 45%

Fastest Lap:	Lap: 8	Cal CRUTCHLOW	1'37.653	163 Km/h
Circuit Record Lap:	2015	Jorge LORENZO	1'38.735	161.2 Km/h
Circuit Best Lap:	2018	Cal CRUTCHLOW	1'37.653	163.0 Km/h

The results are provisional until the end of the limit for protest and appeals.

Time limit for protest expires 30' after publication of the results - Time:

These data/results cannot be reproduced, stored and/or transmitted in whole or in part by any manner of electronic, mechanical, photocopying, recording, broadcasting or otherwise now known or herein after developed without the previous express consent by the copyright owner, except for reproduction in daily press and regular printed publications on sale to the public within 60 days of the event related to those data/results and always provided that copyright symbol appears together as follows below.

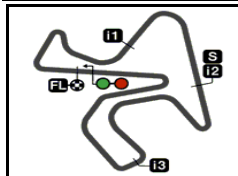
© DORNA, 2018

Official MotoGP Timing by TISSOT

www.motogp.com

Jerez de la Frontera, Saturday, May 05, 2018





4423 m.

GRAN PREMIO RED BULL DE ESPAÑA

Qualifying Nr. 2

Top Speed & Average

21



Rider	Nation	Motorcycle	Top 5 speeds					Average	Top
35 Cal CRUTCHLOW	GBR	HONDA	291.3	287.6	286.6	285.1	284.3	287.0	291.3
9 Danilo PETRUCCI	ITA	DUCATI	289.1	287.6	287.3	284.5	283.6	286.4	289.1
93 Marc MARQUEZ	SPA	HONDA	289.0	287.6	286.9	285.5	285.2	286.8	289.0
4 Andrea DOVIZIOSO	ITA	DUCATI	288.2	286.2	284.4	283.9	280.5	284.6	288.2
26 Dani PEDROSA	SPA	HONDA	287.8	286.6	286.4	283.6	282.1	285.3	287.8
99 Jorge LORENZO	SPA	DUCATI	287.7	287.1	286.6	285.7	285.6	286.5	287.7
46 Valentino ROSSI	ITA	YAMAHA	287.4	285.1	282.2	281.6	277.9	282.8	287.4
29 Andrea IANNONE	ITA	SUZUKI	287.3	285.2	284.5	283.5	282.4	284.6	287.3
25 Maverick VIÑALES	SPA	YAMAHA	287.0	286.6	286.0	286.0	285.6	286.2	287.0
5 Johann ZARCO	FRA	YAMAHA	286.2	286.0	285.7	284.8	283.9	285.3	286.2
42 Alex RINS	SPA	SUZUKI	284.5	284.5	284.4	283.4	282.5	283.9	284.5
43 Jack MILLER	AUS	DUCATI	284.2	283.9	283.0	281.8	280.6	282.7	284.2

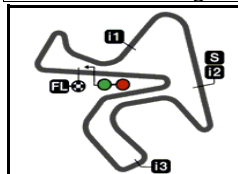
These data/results cannot be reproduced, stored and/or transmitted in whole or in part by any manner of electronic, mechanical, photocopying, recording, broadcasting or otherwise now known or herein after developed without the previous express consent by the copyright owner, except for reproduction in daily press and regular printed publications on sale to the public within 60 days of the event related to those data/results and always provided that copyright symbol appears together as follows below.

© DORNA, 2018

Official MotoGP Timing by TISSOT
www.motogp.com



Jerez de la Frontera, Saturday, May 05, 2018



4423 m.

GRAN PREMIO RED BULL DE ESPAÑA

Qualifying Nr. 2

Chronological Analysis of Performances

22

* Lap / Sector time cancelled

T1 Time from finish line to 1st intermediate

T3 Time from 2nd intermed. to 3rd intermed.

P Crossing the finish line in pit lane

T2 Time from 1st intermed. to 2nd intermed.

T4 Time from 3rd intermediate to finish line

** Tyre data subject to further updates

Lap	Lap Time	T1	T2	T3	T4	Speed	Lap	Lap Time	T1	T2	T3	T4	Speed	
1st	35	Cal CRUTCHLOW HONDA GBR						5	1'48.557	31.127	14.758	32.248	30.424	282.5
		LCR Honda CASTROL						6	1'38.298	24.572	14.287	29.379	30.060	286.0
		Runs=3 Total laps=8 Full laps=3						7	1'37.956	24.501	14.288	29.234	29.933	285.7
								8	1'38.273	24.551	14.263	29.290	30.169	284.8
Run #	1	Front Tyre	Slick-Hard	Rear Tyre	Slick-Soft									
		New Tyre		New Tyre										
1	1'46.930	29.518	14.737	30.234	30.282	285.1								
2	1'38.294	24.636	14.369	29.363	29.926	287.6								
3	1'35.676 P	25.132	14.591	30.036	25.917	286.6								
Run #	2	Front Tyre	Slick-Hard	Rear Tyre	Slick-Soft									
		New Tyre		New Tyre										
4	1'45.801	28.986	14.977	31.165	30.673	283.1								
5	1'37.752	24.412	14.293	29.194	29.853	283.9								
6	1'36.519 P	25.671	14.793	30.991	25.064	283.4								
Run #	3	Front Tyre	Slick-Hard	Rear Tyre	Slick-Soft									
		3 Laps at start		New Tyre										
7	1'44.873	28.867	14.705	30.461	30.840	284.3								
8	1'37.653	24.366	14.342	29.129	29.816	291.3								
2nd	26	Dani PEDROSA HONDA SPA												
		Repsol Honda Team												
		Runs=2 Total laps=8 Full laps=5												
Run #	1	Front Tyre	Slick-Medium	Rear Tyre	Slick-Soft									
		New Tyre		New Tyre										
1	2'18.931	32.376	15.088	30.108	30.688	277.6								
2	1'38.580	24.722	14.393	29.364	30.101	286.4								
3	1'38.212	24.514	14.297	29.282	30.119	287.8								
4	1'40.460 P	26.354	15.195	32.113	26.798	273.6								
Run #	2	Front Tyre	Slick-Medium	Rear Tyre	Slick-Soft									
		4 Laps at start		New Tyre										
5	1'48.157	32.560	14.960	30.155	30.482	281.0								
6	1'37.912	24.500	14.335	29.107	29.970	286.6								
7	1'42.605	24.525	14.362	32.352	31.366	282.1								
8	1'38.859	24.647	14.475	29.426	30.311	283.6								
3rd	5	Johann ZARCO YAMAHA FRA												
		Monster Yamaha Tech 3												
		Runs=2 Total laps=8 Full laps=5												
Run #	1	Front Tyre	Slick-Medium	Rear Tyre	Slick-Soft									
		New Tyre		New Tyre										
1	2'21.338	31.148	16.123	30.662	30.610	276.9								
2	1'38.682	24.679	14.309	29.473	30.221	286.2								
3	1'38.700	24.709	14.279	29.492	30.220	283.9								
4	1'39.401 P	27.016	14.858	30.972	26.555	277.8								
Run #	2	Front Tyre	Slick-Medium	Rear Tyre	Slick-Medium									
		New Tyre		New Tyre										
4th	99	Jorge LORENZO DUCATI SPA												
		Ducati Team												
		Runs=3 Total laps=8 Full laps=3												
Run #	1	Front Tyre	Slick-Soft	Rear Tyre	Slick-Medium									
		**	New Tyre	**	New Tyre									
1	1'45.071	28.500	14.703	29.948	30.297	282.5								
2	1'38.314	24.519	14.348	29.454	29.993	287.1								
3	1'37.206 P	25.650	14.634	30.350	26.572	285.2								
Run #	2	Front Tyre	missing data	Rear Tyre	missing data									
		**	Laps at start	**	Laps at start									
4	1'43.234	28.641	14.596	29.814	30.183	285.6								
5	1'37.996	24.399	14.313	29.343	29.941	285.7								
6	1'36.452 P	25.192	14.559	30.360	26.341	286.6								
Run #	3	Front Tyre	Slick-Soft	Rear Tyre	Slick-Soft									
		**	3 Laps at start	**	New Tyre									
7	1'43.065	28.534	14.540	29.787	30.204	287.7								
8	1'37.969	24.377	14.321	29.269	30.002	284.4								
5th	93	Marc MARQUEZ HONDA SPA												
		Repsol Honda Team												
		Runs=2 Total laps=8 Full laps=5												
Run #	1	Front Tyre	Slick-Hard	Rear Tyre	Slick-Soft									
		New Tyre		New Tyre										
1	2'25.508	32.396	15.110	30.452	30.703	278.9								
2	1'37.977	24.412	14.369	29.187	30.009	285.2								
3	1'38.023	24.337	14.377	29.204	30.105	287.6								
4	1'38.892 P	26.166	14.986	30.587	27.153	281.8								
Run #	2	Front Tyre	Slick-Hard	Rear Tyre	Slick-Soft									
		4 Laps at start		New Tyre										
5	2'00.804	33.278	14.816	42.123	30.587	280.9								
6	1'38.008	24.298	14.352	29.274	30.084	289.0								
7	1'38.060	24.381	14.394	29.174	30.111	286.9								
8	1'46.427	24.398	14.416	33.957	33.656	285.5								
6th	42	Alex RINS SUZUKI SPA												
		Team SUZUKI ECSTAR												
		Runs=2 Total laps=8 Full laps=5												
Run #	1	Front Tyre	Slick-Hard	Rear Tyre	Slick-Medium									
		New Tyre		New Tyre										
1	1'52.662	28.934	14.670	30.064	30.770	282.5								
2	1'38.472	24.599	14.269	29.503	30.101	282.3								

Fastest Lap: Cal CRUTCHLOW LCR Honda CASTRO GBR **1'37.653** 24.366 14.342 29.129 29.816

These data/results cannot be reproduced, stored and/or transmitted in whole or in part by any manner of electronic, mechanical, photocopying, recording, broadcasting or otherwise now known or herein after developed without the previous express consent by the copyright owner, except for reproduction in daily press and regular printed publications on sale to the public within 60 days of the event related to those data/results and always provided that copyright symbol appears together as follows below.
© DORNA, 2018



Qualifying Nr. 2

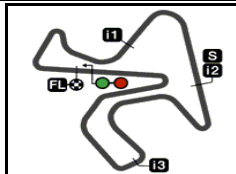
MotoGP

Lap	Lap Time	T1	T2	T3	T4	Speed	Lap	Lap Time	T1	T2	T3	T4	Speed	
3	1'38.279	24.555	14.279	29.502	29.943	283.4	10th 46	Valentino ROSSI Movistar Yamaha MotoGP	YAMAHA				ITA	
4	1'43.504 P	28.602	15.402	32.171	27.329	273.4			Runs=2	Total laps=8	Full laps=5			
Run # 2	Front Tyre	Slick-Hard	Rear Tyre	Slick-Medium	New Tyre				Run # 1	Front Tyre	Slick-Medium	Rear Tyre	Slick-Soft	New Tyre
4 Laps at start														
5	1'47.521	31.477	14.951	30.501	30.592	278.2								
6	1'37.984	24.471	14.266	29.270	29.977	284.4								
7	1'38.148	24.481	14.312	29.331	30.024	284.5								
8	1'38.346	24.553	14.307	29.436	30.050	284.5								
7th 29	Andrea IANNONE Team SUZUKI ECSTAR	SUZUKI				ITA								
		Runs=2	Total laps=8	Full laps=5										
Run # 1	Front Tyre	Slick-Medium	Rear Tyre	Slick-Soft	New Tyre									
4 Laps at start														
1	1'55.061	28.404	14.713	29.976	30.560	282.4								
2	1'37.987	24.543	14.268	29.250	29.926	283.5								
3	1'38.314	24.662	14.317	29.247	30.088	284.5								
4	1'42.055 P	28.271	15.802	30.846	27.136	264.5								
Run # 2	Front Tyre	Slick-Medium	Rear Tyre	Slick-Soft	New Tyre									
4 Laps at start														
5	1'47.373	28.728	14.582	33.717	30.346	281.8								
6	1'38.099	24.521	14.245	29.339	29.994	285.2								
7	1'43.178	28.063	14.718	30.020	30.377	280.9								
8	1'38.529	24.451	14.332	29.495	30.251	287.3								
8th 4	Andrea DOVIZIOSO Ducati Team	DUCATI				ITA								
		Runs=2	Total laps=8	Full laps=4										
Run # 1	Front Tyre	Slick-Medium	Rear Tyre	Slick-Medium	New Tyre									
5 Laps at start														
1	2'40.974	30.761	14.996	30.508	30.669	280.5								
2	1'38.629	24.724	14.340	29.402	30.163	284.4								
3	1'40.143 P	27.561	14.778	30.925	26.879	280.3								
Run # 2	Front Tyre	Slick-Medium	Rear Tyre	Slick-Soft	New Tyre									
8 Laps at start														
4	1'46.833	30.038	15.468	30.582	30.745	283.9								
5	1'38.029	24.429	14.244	29.406	29.950	288.2								
6	1'48.667	28.065	16.412	32.327	31.863	250.3								
7	1'38.485	24.604	14.336	29.342	30.203	286.2								
	PIT	27.977	15.320	31.361	27.637	245.1								
9th 9	Daniilo PETRUCCI Alma Pramac Racing	DUCATI				ITA								
		Runs=2	Total laps=8	Full laps=5										
Run # 1	Front Tyre	Slick-Medium	Rear Tyre	Slick-Medium	New Tyre									
4 Laps at start														
1	2'10.650	31.406	15.211	31.783	40.279	264.2								
2	1'39.074	25.033	14.383	29.520	30.138	284.5								
3	1'38.793	24.690	14.358	29.632	30.113	283.6								
4	1'40.676 P	26.414	15.031	31.769	27.462	271.4								
Run # 2	Front Tyre	Slick-Medium	Rear Tyre	Slick-Soft	New Tyre									
4 Laps at start														
5	2'04.748	35.669	15.792	34.445	38.842	228.5								
6	1'38.086	24.615	14.231	29.314	29.926	287.6								
7	1'42.766	26.892	16.105	29.616	30.153	289.1								
8	1'46.438	24.655	14.365	33.331	34.087	287.3								
11th 25	Maverick VIÑALES Movistar Yamaha MotoGP	YAMAHA				SPA								
		Runs=2	Total laps=8	Full laps=5										
Run # 1	Front Tyre	Slick-Medium	Rear Tyre	Slick-Medium	New Tyre									
4 Laps at start														
1	2'42.503	31.580	15.036	30.405	30.606	281.9								
2	1'38.772	24.636	14.347	29.615	30.174	287.0								
3	1'38.403	24.518	14.395	29.379	30.111	286.0								
4	1'36.678 P	24.562	14.429	31.114	26.573	284.6								
Run # 2	Front Tyre	Slick-Medium	Rear Tyre	Slick-Soft	New Tyre									
4 Laps at start														
5	1'42.658	27.974	14.648	29.842	30.194	285.6								
6	1'38.281	24.491	14.333	29.435	30.022	286.6								
7	1'38.455	24.438	14.428	29.480	30.109	286.0								
8	1'46.393	24.848	16.720	33.226	31.599	206.1								
12th 43	Jack MILLER Alma Pramac Racing	DUCATI				AUS								
		Runs=2	Total laps=8	Full laps=5										
Run # 1	Front Tyre	Slick-Medium	Rear Tyre	Slick-Soft	New Tyre									
4 Laps at start														
1	2'11.220	29.772	16.001	32.662	39.797	209.6								
2	1'38.854	24.950	14.400	29.445	30.059	283.0								
3	1'38.756	24.669	14.406	29.548	30.133	280.6								
4	1'40.681 P	26.679	15.067	31.450	27.485	276.4								
Run # 2	Front Tyre	Slick-Medium	Rear Tyre	Slick-Soft	New Tyre									
4 Laps at start														
5	1'42.169	27.856	14.577	29.549	30.187	281.8								
6	1'38.522	24.580	14.361	29.417	30.164	283.9								
7	1'46.760	24.728	14.757	32.475	34.800	276.0								
8	1'39.610	24.813	14.505	29.520	30.772	284.2								

Fastest Lap:	Cal CRUTCHLOW	LCR Honda CASTRO	GBR	1'37.653	24.366	14.342	29.129	29.816
---------------------	---------------	------------------	-----	-----------------	--------	--------	--------	--------

These data/results cannot be reproduced, stored and/or transmitted in whole or in part by any manner of electronic, mechanical, photocopying, recording, broadcasting or otherwise now known or herein after developed without the previous express consent by the copyright owner, except for reproduction in daily press and regular printed publications on sale to the public within 60 days of the event related to those data/results and always provided that copyright symbol appears together as follows below.
© DORNA, 2018





4423 m.

GRAN PREMIO RED BULL DE ESPAÑA
Provisional Starting Grid

Race : 25 laps = 110.575 km

23



1	1 1'37.653 35 Cal CRUTCHLOW Honda	2 1'37.912 26 Dani PEDROSA Honda	3 1'37.956 5 Johann ZARCO Yamaha
2	4 1'37.969 99 Jorge LORENZO Ducati	5 1'37.977 93 Marc MARQUEZ Honda	6 1'37.984 42 Alex RINS Suzuki
3	7 1'37.987 29 Andrea IANNONE Suzuki	8 1'38.029 4 Andrea DOVIZIOSO Ducati	9 1'38.086 9 Danilo PETRUCCI Ducati
4	10 1'38.267 46 Valentino ROSSI Yamaha	11 1'38.281 25 Maverick VIÑALES Yamaha	12 1'38.522 43 Jack MILLER Ducati
5	13 1'38.389 41 Aleix ESPARGARO Aprilia	14 1'38.481 30 Takaaki NAKAGAMI Honda	15 1'38.544 21 Franco MORBIDELLI Honda
6	16 1'38.598 44 Pol ESPARGARO KTM	17 1'38.610 53 Tito RABAT Ducati	18 1'38.752 12 Thomas LUTHI Honda
7	19 1'38.759 36 Mika KALLIO KTM	20 1'38.838 19 Alvaro BAUTISTA Ducati	21 1'38.961 38 Bradley SMITH KTM
8	22 1'39.135 55 Hafizh SYHRIN Yamaha	23 1'39.146 17 Karel ABRAHAM Ducati	24 1'39.708 10 Xavier SIMEON Ducati

The results are provisional until the end of the limit for protest and appeals and until the ratification of the Event Management Committee.

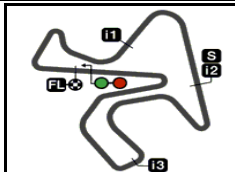
Time limit for protest expires 60' at the latest after publication of the results - Mr. Time:

These data/results cannot be reproduced, stored and/or transmitted in whole or in part by any manner of electronic, mechanical, photocopying, recording, broadcasting or otherwise now known or herein after developed without the previous express consent by the copyright owner, except for reproduction in daily press and regular printed publications on sale to the public within 60 days of the event related to those data/results and always provided that copyright symbol appears together as follows below.

© DORNA, 2018

Official MotoGP Timing by **TISSOT**
 www.motogp.com





GRAN PREMIO RED BULL DE ESPAÑA

Provisional Starting Grid

4423 m.

Race : 25 laps = 110.575 km

23

9

25
1'39.918
45 Scott REDDING
Aprilia

The results are provisional until the end of the limit for protest and appeals and until the ratification of the Event Management Committee.

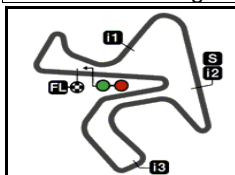
Time limit for protest expires 60' at the latest after publication of the results - Mr. Time:

These data/results cannot be reproduced, stored and/or transmitted in whole or in part by any manner of electronic, mechanical, photocopying, recording, broadcasting or otherwise now known or herein after developed without the previous express consent by the copyright owner, except for reproduction in daily press and regular printed publications on sale to the public within 60 days of the event related to those data/results and always provided that copyright symbol appears together as follows below.

© DORNA, 2018

Official MotoGP Timing by **TISSOT**
www.motogp.com





4423 m.

GRAN PREMIO RED BULL DE ESPAÑA

BMW M Award - Best Qualifier MotoGP 2018

24

Rider	Nation	Points	QAT	ARG	AME	SPA	FRA	ITA	CAT	NED	GER	CZE	AUT	GBR	RSM	ARA	THA	JPN	AUS	MAL	
1 ZARCO Johann	FRA	70	25	16	13	16															
2 MARQUEZ Marc	SPA	66	20	10	25	11															
3 PEDROSA Dani	SPA	56	9	20	7	20															
4 CRUTCHLOW Cal	GBR	53	13	6	9	25															
5 VIÑALES Maverick	SPA	36	4	7	20	5															
6 RINS Alex	SPA	36	10	11	5	10															
7 MILLER Jack	AUS	35	6	25	-	4															
8 DOVIZIOSO Andrea	ITA	35	11	8	8	8															
9 IANNONE Andrea	ITA	34	5	4	16	9															
10 LORENZO Jorge	SPA	32	7	2	10	13															
11 ROSSI Valentino	ITA	30	8	5	11	6															
12 PETRUCCI Danilo	ITA	29	16	-	6	7															
13 RABAT Tito	SPA	15	-	13	2	-															
14 ESPARGARO Aleix	SPA	15	3	9	-	3															
15 NAKAGAMI Takaaki	JPN	5	-	-	3	2															
16 ESPARGARO Pol	SPA	4	-	-	4	-															
17 ABRAHAM Karel	CZE	3	-	3	-	-															
18 MORBIDELLI Franco	ITA	3	2	-	-	1															
19 SYHRIN Hafizh	MAL	1	1	-	-	-															
20 REDDING Scott	GBR	1	-	1	-	-															
21 SMITH Bradley	GBR	1	-	-	1	-															

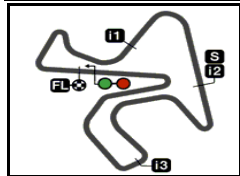
These data/results cannot be reproduced, stored and/or transmitted in whole or in part by any manner of electronic, mechanical, photocopying, recording, broadcasting or otherwise now known or herein after developed without the previous express consent by the copyright owner, except for reproduction in daily press and regular printed publications on sale to the public within 60 days of the event related to those data/results and always provided that copyright symbol appears together as follows below.

© DORNA, 2018

Official MotoGP Timing by 
www.motogp.com



Jerez de la Frontera, Saturday, May 05, 2018



4423 m.

GRAN PREMIO RED BULL DE ESPAÑA

After the Qualifying Nr. 2

Event Best Maximum Speed



Rider	Nation Team	Motorcycle	Km/h	
42 Alex RINS	SPA Team SUZUKI ECSTAR	SUZUKI	292.7	Free Practice Nr. 3
35 Cal CRUTCHLOW	GBR LCR Honda CASTROL	HONDA	291.8	Free Practice Nr. 4
25 Maverick VIÑALES	SPA Movistar Yamaha MotoGP	YAMAHA	291.0	Qualifying Nr. 1
46 Valentino ROSSI	ITA Movistar Yamaha MotoGP	YAMAHA	290.9	Free Practice Nr. 3
93 Marc MARQUEZ	SPA Repsol Honda Team	HONDA	289.9	Free Practice Nr. 1
44 Pol ESPARGARO	SPA Red Bull KTM Factory Racing	KTM	289.7	Free Practice Nr. 3
4 Andrea DOVIZIOSO	ITA Ducati Team	DUCATI	289.1	Free Practice Nr. 3
9 Danilo PETRUCCI	ITA Alma Pramac Racing	DUCATI	289.1	Qualifying Nr. 2
99 Jorge LORENZO	SPA Ducati Team	DUCATI	289.0	Free Practice Nr. 3
53 Tito RABAT	SPA Reale Avintia Racing	DUCATI	288.7	Free Practice Nr. 3
36 Mika KALLIO	FIN Red Bull KTM Factory Racing	KTM	288.7	Free Practice Nr. 3
19 Alvaro BAUTISTA	SPA Angel Nieto Team	DUCATI	288.5	Free Practice Nr. 4
26 Dani PEDROSA	SPA Repsol Honda Team	HONDA	288.0	Free Practice Nr. 3
5 Johann ZARCO	FRA Monster Yamaha Tech 3	YAMAHA	287.7	Free Practice Nr. 3
41 Aleix ESPARGARO	SPA Aprilia Racing Team Gresini	APRILIA	287.4	Free Practice Nr. 4
29 Andrea IANNONE	ITA Team SUZUKI ECSTAR	SUZUKI	287.3	Qualifying Nr. 2
55 Hafizh SYAHRIN	MAL Monster Yamaha Tech 3	YAMAHA	286.5	Free Practice Nr. 4
43 Jack MILLER	AUS Alma Pramac Racing	DUCATI	286.3	Free Practice Nr. 4
21 Franco MORBIDELLI	ITA EG 0,0 Marc VDS	HONDA	286.3	Free Practice Nr. 3
30 Takaaki NAKAGAMI	JPN LCR Honda IDEMITSU	HONDA	286.1	Free Practice Nr. 3
38 Bradley SMITH	GBR Red Bull KTM Factory Racing	KTM	285.7	Free Practice Nr. 3
17 Karel ABRAHAM	CZE Angel Nieto Team	DUCATI	285.0	Free Practice Nr. 3
45 Scott REDDING	GBR Aprilia Racing Team Gresini	APRILIA	284.9	Free Practice Nr. 3
12 Thomas LUTHI	SWI EG 0,0 Marc VDS	HONDA	284.2	Free Practice Nr. 3
10 Xavier SIMEON	BEL Reale Avintia Racing	DUCATI	281.2	Qualifying Nr. 1

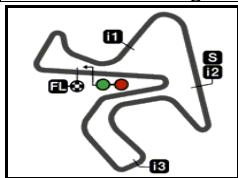
These data/results cannot be reproduced, stored and/or transmitted in whole or in part by any manner of electronic, mechanical, photocopying, recording, broadcasting or otherwise now known or herein after developed without the previous express consent by the copyright owner, except for reproduction in daily press and regular printed publications on sale to the public within 60 days of the event related to those data/results and always provided that copyright symbol appears together as follows below.

© DORNA, 2018

Official MotoGP Timing by TISSOT
www.motogp.com



Jerez de la Frontera, Saturday, May 05, 2018



4423 m.

GRAN PREMIO RED BULL DE ESPAÑA

Qualifying Nr. 2

Best Partial Times

IT Ideal Lap Time, sum of the best partial times

BT Best Lap Time

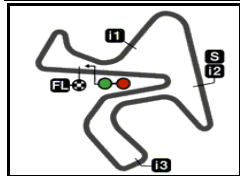
Pos	T1		T2		T3		T4		Pos	Rider	IT	BT
	Rider	Time	Rider	Time	Rider	Time	Rider	Time				
1	M.MARQUEZ	24.298	D.PETRUCCI	14.231	D.PEDROSA	29.107	C.CRUTCHLOW	29.816	1	C.CRUTCHLO	1'37.604	1'37.653 (1)
2	C.CRUTCHLOW	24.366	A.DOVIZIOSO	14.244	C.CRUTCHLOW	29.129	D.PETRUCCI	29.926	2	M.MARQUEZ	1'37.833	1'37.977 (5)
3	J.LORENZO	24.377	A.IANNONE	14.245	M.MARQUEZ	29.174	A.IANNONE	29.926	3	A.IANNONE	1'37.869	1'37.987 (7)
4	A.DOVIZIOSO	24.429	J.ZARCO	14.263	J.ZARCO	29.234	J.ZARCO	29.933	4	D.PEDROSA	1'37.874	1'37.912 (2)
5	M.VIÑALES	24.438	A.RINS	14.266	A.IANNONE	29.247	J.LORENZO	29.941	5	J.LORENZO	1'37.900	1'37.969 (4)
6	A.IANNONE	24.451	V.ROSSI	14.273	J.LORENZO	29.269	A.RINS	29.943	6	J.ZARCO	1'37.931	1'37.956 (3)
7	A.RINS	24.471	C.CRUTCHLOW	14.293	A.RINS	29.270	A.DOVIZIOSO	29.950	7	A.RINS	1'37.950	1'37.984 (6)
8	D.PEDROSA	24.500	D.PEDROSA	14.297	D.PETRUCCI	29.314	D.PEDROSA	29.970	8	A.DOVIZIOSO	1'37.965	1'38.029 (8)
9	J.ZARCO	24.501	J.LORENZO	14.313	A.DOVIZIOSO	29.342	V.ROSSI	29.978	9	D.PETRUCCI	1'38.086	1'38.086 (9)
10	J.MILLER	24.580	M.VIÑALES	14.333	V.ROSSI	29.375	M.MARQUEZ	30.009	10	M.VIÑALES	1'38.172	1'38.281 (11)
11	V.ROSSI	24.597	M.MARQUEZ	14.352	M.VIÑALES	29.379	M.VIÑALES	30.022	11	V.ROSSI	1'38.223	1'38.267 (10)
12	D.PETRUCCI	24.615	J.MILLER	14.361	J.MILLER	29.417	J.MILLER	30.059	12	J.MILLER	1'38.417	1'38.522 (12)

These data/results cannot be reproduced, stored and/or transmitted in whole or in part by any manner of electronic, mechanical, photocopying, recording, broadcasting or otherwise now known or herein after developed without the previous express consent by the copyright owner, except for reproduction in daily press and regular printed publications on sale to the public within 60 days of the event related to those data/results and always provided that copyright symbol appears together as follows below.

© DORNA, 2018

Official MotoGP Timing by TISSOT
www.motogp.com






4423 m.

GRAN PREMIO RED BULL DE ESPAÑA

Qualifying Nr. 2

Fastest Laps Sequence

<i>Practice Time</i>	 <i>Rider</i>	<i>Nation</i>	<i>Motorcycle</i>	<i>Time</i>	<i>Km/h</i>	<i>Rider's Lap</i>
3'23.385	99 Jorge LORENZO	SPA	DUCATI	1'38.314	161.9	2
3'25.224	35 Cal CRUTCHLOW	GBR	HONDA	1'38.294	161.9	2
3'33.048	29 Andrea IANNONE	ITA	SUZUKI	1'37.987	162.4	2
4'03.485	93 Marc MARQUEZ	SPA	HONDA	1'37.977	162.5	2
8'57.194	35 Cal CRUTCHLOW	GBR	HONDA	1'37.752	162.8	5
15'36.693	35 Cal CRUTCHLOW	GBR	HONDA	1'37.653	163.0	8

These data/results cannot be reproduced, stored and/or transmitted in whole or in part by any manner of electronic, mechanical, photocopying, recording, broadcasting or otherwise now known or herein after developed without the previous express consent by the copyright owner, except for reproduction in daily press and regular printed publications on sale to the public within 60 days of the event related to those data/results and always provided that copyright symbol appears together as follows below.

© DORNA, 2018

Official MotoGP Timing by TISSOT
www.motogp.com

Jerez de la Frontera, Saturday, May 05, 2018

