



4554 m.

**PTT THAILAND GRAND PRIX**

**Race**

**Classification after 22 laps = 100.188 km**

**29**

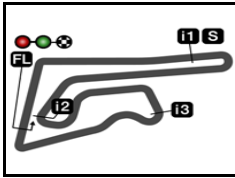
Pos		Rider	Nation	Team	Motorcycle	Total Time	Km/h	Gap
1	25	21 <b>Fabio DI GIANNANTONIO</b>	ITA	Del Conca Gresini Moto3	HONDA	<b>38'10.789</b>	157.4	
2	20	48 <b>Lorenzo DALLA PORTA</b>	ITA	Leopard Racing	HONDA	<b>38'10.924</b>	157.4	0.135
3	16	10 <b>Dennis FOGGIA</b>	ITA	SKY Racing Team VR46	KTM	<b>38'11.255</b>	157.4	0.466
4	13	88 <b>Jorge MARTIN</b>	SPA	Del Conca Gresini Moto3	HONDA	<b>38'11.769</b>	157.3	0.980
5	11	19 <b>Gabriel RODRIGO</b>	ARG	RBA BOE Skull Rider	KTM	<b>38'11.873</b>	157.3	1.084
6	10	77 <b>Vicente PEREZ</b>	SPA	Reale Avintia Academy 77	KTM	<b>38'12.021</b>	157.3	1.232
7	9	8 <b>Nicolo BULEGA</b>	ITA	SKY Racing Team VR46	KTM	<b>38'12.101</b>	157.3	1.312
8	8	42 <b>Marcos RAMIREZ</b>	SPA	Bester Capital Dubai	KTM	<b>38'12.229</b>	157.3	1.440
9	7	35 <b>Somkiat CHANTRA</b>	THA	AP Honda Racing Thailand	HONDA	<b>38'12.432</b>	157.3	1.643
10	6	84 <b>Jakub KORNFEIL</b>	CZE	Redox PruestelGP	KTM	<b>38'12.507</b>	157.3	1.718
11	5	16 <b>Andrea MIGNO</b>	ITA	Angel Nieto Team Moto3	KTM	<b>38'14.175</b>	157.2	3.386
12	4	27 <b>Kaito TOBA</b>	JPN	Honda Team Asia	HONDA	<b>38'14.402</b>	157.1	3.613
13	3	65 <b>Philipp OETTL</b>	GER	Sudmetal Schedl GP Racing	KTM	<b>38'14.919</b>	157.1	4.130
14	2	14 <b>Tony ARBOLINO</b>	ITA	Marinelli Snipers Team	HONDA	<b>38'15.108</b>	157.1	4.319
15	1	7 <b>Adam NORRODIN</b>	MAL	Petronas Sprinta Racing	HONDA	<b>38'15.446</b>	157.1	4.657
16		9 <b>Apiwath WONGTHANAN</b>	THA	VR46 Master Camp Team	KTM	<b>38'15.591</b>	157.1	4.802
17		5 <b>Jaume MASIA</b>	SPA	Bester Capital Dubai	KTM	<b>38'15.673</b>	157.1	4.884
18		52 <b>Jeremy ALCOBA</b>	SPA	Estrella Galicia 0,0	HONDA	<b>38'34.704</b>	155.8	23.915
19		81 <b>Stefano NEPA</b>	ITA	CIP - Green Power	KTM	<b>38'34.753</b>	155.8	23.964
20		22 <b>Kazuki MASAKI</b>	JPN	RBA BOE Skull Rider	KTM	<b>39'10.179</b>	153.4	59.390
<b>Finished through pits</b>								
		12 <b>Marco BEZZECCHI</b>	ITA	Redox PruestelGP	KTM	<b>39'24.074</b>	152.5	1'13.285
<b>Not classified</b>								
		33 <b>Enea BASTIANINI</b>	ITA	Leopard Racing	HONDA	<b>36'27.323</b>	157.3	1 lap
		17 <b>John MCPHEE</b>	GBR	CIP - Green Power	KTM	<b>34'44.616</b>	157.2	2 laps
		41 <b>Nakarin ATIRATPHUVAP</b>	THA	Honda Team Asia	HONDA	<b>33'54.845</b>	153.0	3 laps
		71 <b>Ayumu SASAKI</b>	JPN	Petronas Sprinta Racing	HONDA	<b>22'33.253</b>	157.4	9 laps
		75 <b>Albert ARENAS</b>	SPA	Angel Nieto Team Moto3	KTM	<b>11'53.413</b>	137.8	16 laps
		23 <b>Niccolò ANTONELLI</b>	ITA	SIC58 Squadra Corse	HONDA	<b>6'57.293</b>	157.1	18 laps
		24 <b>Tatsuki SUZUKI</b>	JPN	SIC58 Squadra Corse	HONDA	<b>6'57.830</b>	156.9	18 laps
		40 <b>Darryn BINDER</b>	RSA	Red Bull KTM Ajo	KTM	<b>5'12.807</b>	157.2	19 laps
		72 <b>Alonso LOPEZ</b>	SPA	Estrella Galicia 0,0	HONDA	<b>5'17.368</b>	154.9	19 laps

The results are provisional until the end of the limit for protest and appeals.

Time limit for protest expires 30' after publication of the results - ..... Time: .....

These data/results cannot be reproduced, stored and/or transmitted in whole or in part by any manner of electronic, mechanical, photocopying, recording, broadcasting or otherwise now known or herein after developed without the previous express consent by the copyright owner, except for reproduction in daily press and regular printed publications on sale to the public within 60 days of the event related to those data/results and always provided that copyright symbol appears together as follows below.

© DORNA, 2018



4554 m.

PTT THAILAND GRAND PRIX

Race

Classification after 22 laps = 100.188 km

29

Pos	Rider	Nation	Team	Motorcycle	Total Time	Km/h	Gap
-----	-------	--------	------	------------	------------	------	-----

Race condition: Dry  
 Air: 31°  
 Humidity: 52%  
 Ground: 52°

Pole Position:		Marco BEZZECCHI	1'42.235	160.3 Km/h
Fastest Lap (New record):	Lap 3	Dennis FOGGIA	1'42.963	159.2 Km/h
Circuit Record Lap:		New track layout		
Circuit Best Lap:	2018	Marco BEZZECCHI	1'42.235	160.3 Km/h

10:45'00	
10:58'00	
11:01'03	
<u>11:03'02</u>	-
11:07'37	Darryn BINDER
11:07'37	Albert ARENAS
11:07'40	Alonso LOPEZ
11:08'56	Albert ARENAS
11:09'46	Tatsuki SUZUKI
11:09'46	Niccolò ANTONELLI
11:11'37	Nakarin ATIRATPHUVAPAT
11:11'43	Nakarin ATIRATPHUVAPAT
11:12'58	Albert ARENAS
<u>11:14'22</u>	<u>Tony ARBOLINO</u>
<u>11:14'32</u>	<u>Enea BASTIANINI</u>
11:24'37	Ayumu SASAKI
11:25'05	Kazuki MASAKI
11:25'48	Kazuki MASAKI
<u>11:25'48</u>	<u>Jorge MARTIN</u>
<u>11:31'31</u>	<u>Vicente PEREZ</u>
<u>11:32'25</u>	<u>Jakub KORNFEIL</u>
<u>11:33'10</u>	<u>Tony ARBOLINO</u>
<u>11:34'46</u>	<u>Vicente PEREZ</u>
11:36'11	Nakarin ATIRATPHUVAPAT
<u>11:37'26</u>	<u>Tony ARBOLINO</u>
11:37'43	John MCPHEE
11:39'11	Enea BASTIANINI
11:39'11	Marco BEZZECCHI
11:40'30	Marco BEZZECCHI

SIGHTING LAP START
WARM UP LAP START
RACE START
<u>No jump start</u>
crashed out - Rider OK
crashed out - Rider OK
crashed out - Rider OK
re-joined race
crashed out - Rider OK
crashed out - Rider OK
crashed out - Rider OK
re-joined race
entered pits and retired
<u>to drop 1 position - due to overtaking under yellow flag</u>
<u>to drop 2 position - due to overtaking under yellow flag</u>
crashed out - Rider OK
crashed out - Rider OK
re-joined race
<u>Track limits warning</u>
<u>Track limits warning</u>
<u>Track limits warning</u>
<u>Track limits warning</u>
<u>to drop 1 position - due to exceeding track limit</u>
crashed out - Rider OK
<u>to drop 1 position - due to exceeding track limit</u>
crashed out - Rider OK
crashed out - Rider OK
crashed out - Rider OK
entered pits and retired

The results are provisional until the end of the limit for protest and appeals.

Time limit for protest expires 30' after publication of the results - ..... Time: .....

These data/results cannot be reproduced, stored and/or transmitted in whole or in part by any manner of electronic, mechanical, photocopying, recording, broadcasting or otherwise now known or herein after developed without the previous express consent by the copyright owner, except for reproduction in daily press and regular printed publications on sale to the public within 60 days of the event related to those data/results and always provided that copyright symbol appears together as follows below.

© DORNA, 2018

Official MotoGP Timing by TISSOT  
 www.motogp.com

Buriram, Sunday, October 07, 2018





Results and timing service provided by **TISSOT**

**Moto3™**

**PTT THAILAND GRAND PRIX**

**World Championship Classification**

**30**

Rider	Nation	Points	Leader	Previous	QAT	ARG	AME	SPA	FRA	ITA	CAT	NED	GER	CZE	AUT	GBR	RSM	ARA	THA	JPN	AUS	MAL	VAL
1 MARTIN Jorge	SPA	204			25	5	25	-	-	25	-	25	25	-	16	-	20	25	13				
2 BEZZECCHI Marco	ITA	178	26	26	2	25	16	20	-	20	20	-	20	10	25	-	-	20	-				
3 DI GIANNANTONIO Fabi	ITA	175	29	3	10	16	11	9	13	16	9	7	-	25	5	-	16	13	25				
4 BASTIANINI Enea	ITA	133	71	42	-	13	20	-	-	10	25	16	-	13	20	-	-	16	-				
5 CANET Aron	SPA	118	86	15	20	20	8	-	8	5	-	20	11	20	6	-	-	-	-				
6 DALLA PORTA Lorenzo	ITA	111	93	7	16	9	0	-	-	8	0	10	3	6	11	-	25	3	20				
7 RODRIGO Gabriel	ARG	108	96	3	11	7	4	6	-	13	16	8	-	11	8	-	13	-	11				
8 KORNFEIL Jakob	CZE	102	102	6	7	2	9	8	10	0	5	11	9	16	3	-	11	5	6				
9 RAMIREZ Marcos	SPA	86	118	16	1	4	-	16	16	1	-	6	13	9	1	-	0	11	8				
10 MIGNO Andrea	ITA	76	128	10	6	3	13	3	20	11	-	0	4	0	-	-	7	4	5				
11 ARENAS Albert	SPA	69	135	7	-	-	1	-	25	2	-	2	-	7	13	-	10	9	-				
12 MASIA Jaume	SPA	61	143	8	4	-	0	11	6	-	-	13	10	0	10	-	-	7	0				
13 OETTL Philipp	GER	57	147	4	-	0	10	25	1	0	0	0	8	8	2	-	-	0	3				
14 ANTONELLI Niccolò	ITA	56	148	1	13	8	0	5	11	7	-	1	0	5	0	-	6	-	-				
15 SUZUKI Tatsuki	JPN	50	154	6	-	0	7	10	7	0	11	3	-	2	0	-	-	10	-				
16 MCPHEE John	GBR	49	155	1	-	0	2	-	4	4	13	-	16	-	4	-	-	6	-				
17 FOGGIA Dennis	ITA	42	162	7	0	-	0	-	2	-	7	4	0	4	0	-	9	0	16				
18 ARBOLINO Tony	ITA	39	165	3	0	6	0	-	9	9	-	0	0	1	7	-	5	0	2				
19 NORRODIN Adam	MAL	37	167	2	5	11	-	0	-	-	3	0	5	-	0	-	4	8	1				
20 TOBA Kaito	JPN	33	171	4	9	0	-	7	0	0	10	0	0	-	0	-	3	0	4				
21 SASAKI Ayumu	JPN	32	172	1	8	0	5	4	0	0	-	0	6	0	9	-	-	-	-				
22 LOPEZ Alonso	SPA	31	173	1	-	10	0	13	0	0	8	0	-	0	0	-	-	0	-				
23 BINDER Darryn	RSA	28	176	3	-	0	3	-	5	3	-	9	-	0	0	-	8	0	-				
24 BULEGA Nicolo	ITA	18	186	10	-	-	-	0	-	0	-	5	2	0	0	-	-	2	9				
25 PEREZ Vicente	SPA	13	191	5	-	-	-	-	-	-	-	-	-	0	0	-	2	1	10				
26 FERNANDEZ Raul	SPA	13	191	0	-	-	-	-	-	-	6	-	7	-	-	-	-	0	-				
27 YURCHENKO Makar	KAZ	9	195	4	0	0	0	2	3	-	4	-	-	-	-	-	-	-	-				
28 LOI Livio	BEL	8	196	1	-	1	6	0	0	0	1	0	-	-	-	-	-	-	-				

These data/results cannot be reproduced, stored and/or transmitted in whole or in part by any manner of electronic, mechanical, photocopying, recording, broadcasting or otherwise now known or herein after developed without the previous express consent by the copyright owner, except for reproduction in daily press and regular printed publications on sale to the public within 60 days of the event related to those data/results and always provided that copyright symbol appears together as follows below.

© DORNA, 2018

Official MotoGP Timing by **TISSOT**  
www.motogp.com

**Buriram, Sunday, October 07, 2018**

Page 1 of 4





Results and timing service provided by **TISSOT**

**Moto3™**

**PTT THAILAND GRAND PRIX**

**World Championship Classification**

**30**

29	<b>MASAKI Kazuki</b>	JPN	8	196	0	3	0	0	0	0	0	-	0	1	3	0	-	1	0	0
30	<b>CHANTRA Somkiat</b>	THA	7	197	1	-	-	-	-	-	-	-	-	-	-	-	-	-	-	7
31	<b>PAGLIANI Manuel</b>	ITA	6	198	1	-	-	-	-	-	6	-	-	-	-	-	-	-	-	-
32	<b>ATIRATPHUVAPAT Nak</b>	THA	2	202	4	0	0	0	0	0	0	2	0	-	0	0	-	0	0	-
33	<b>OGURA Ai</b>	JPN	1	203	1	-	-	-	1	-	-	-	0	-	-	0	-	-	-	-
34	<b>WONGTHANANON Apiw</b>	THA	0	204	1	-	-	-	-	-	-	-	-	-	-	-	-	-	-	0
35	<b>NEPA Stefano</b>	ITA	0	204	0	-	-	-	-	-	-	-	0	0	-	0	-	0	0	0
36	<b>ALCOBA Jeremy</b>	SPA	0	204	0	-	-	-	-	-	-	-	-	-	-	-	-	-	0	0
37	<b>MONTELLA Yari</b>	ITA	0	204	0	-	-	-	-	-	-	-	-	-	-	-	-	0	-	-
38	<b>ZANNONI Kevin</b>	ITA	0	204	0	-	-	-	-	-	-	-	-	-	-	-	-	0	-	-
39	<b>GRÜNWARD Luca</b>	GER	0	204	0	-	-	-	-	-	-	-	0	-	-	-	-	-	-	-
40	<b>SALAC Filip</b>	CZE	0	204	0	-	-	-	-	-	-	-	-	0	-	-	-	-	-	-
41	<b>VAN DE LAGEMAAT Ry</b>	NED	0	204	0	-	-	-	-	-	-	-	0	-	-	-	-	-	-	-
42	<b>KOFLER Maximilian</b>	AUT	0	204	0	-	-	-	-	-	-	-	-	-	0	-	-	-	-	-

These data/results cannot be reproduced, stored and/or transmitted in whole or in part by any manner of electronic, mechanical, photocopying, recording, broadcasting or otherwise now known or herein after developed without the previous express consent by the copyright owner, except for reproduction in daily press and regular printed publications on sale to the public within 60 days of the event related to those data/results and always provided that copyright symbol appears together as follows below.  
© DORNA, 2018

Official MotoGP Timing by **TISSOT**  
www.motogp.com

**Buriram, Sunday, October 07, 2018**

Page 2 of 4





PTT THAILAND GRAND PRIX

30

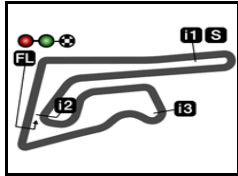
4554 m. World Championship Classification

Constructor	Points	Leader	Previous	QAT	ARG	AME	SPA	FRA	ITA	CAT	NED	GER	CZE	AUT	GBR	RSM	ARA	THA	JPN	AUS	MAL	VAL
1 HONDA	316			25	20	25	13	13	25	25	25	25	25	20	-	25	25	25				
2 KTM	265	51	51	11	25	16	25	25	20	20	13	20	16	25	-	13	20	16				

Team	Points	Leader	Previous	QAT	ARG	AME	SPA	FRA	ITA	CAT	NED	GER	CZE	AUT	GBR	RSM	ARA	THA	JPN	AUS	MAL	VAL
1 DEL CONCA GRESINI MOTO3	379			35	21	36	9	13	41	9	32	25	25	21	-	36	38	38				
2 REDOX PRUESTELGP	280	99	99	9	27	25	28	10	20	25	11	29	26	28	-	11	25	6				
3 LEOPARD RACING	244	135	36	16	22	20	-	-	18	25	26	3	19	31	-	25	19	20				
4 ESTRELLA GALICIA 0,0	149	230	95	20	30	8	13	8	5	8	20	11	20	6	-	-	-	-				
5 BESTER CAPITAL DUBAI	147	232	2	5	4	-	27	22	1	-	19	23	9	11	-	-	18	8				
6 ANGEL NIETO TEAM MOTO3	145	234	2	6	3	14	3	45	13	-	2	4	7	13	-	17	13	5				
7 RBA BOE SKULL RIDER	116	263	29	14	7	4	6	-	13	16	8	1	14	8	-	14	-	11				
8 SIC58 SQUADRA CORSE	106	273	10	13	8	7	15	18	7	11	4	-	7	-	-	6	10	-				
9 PETRONAS SPRINTA RACING	69	310	37	13	11	5	4	-	-	3	-	11	-	9	-	4	8	1				
10 SKY RACING TEAM VR46	60	319	9	-	-	-	-	2	-	7	9	2	4	-	-	9	2	25				
11 CIP - GREEN POWER	58	321	2	-	-	2	2	7	4	17	-	16	-	4	-	-	6	-				
12 SUDMETAL SCHEDL GP RACI	57	322	1	-	-	10	25	1	-	-	-	8	8	2	-	-	-	3				
13 MARINELLI SNIPERS TEAM	39	340	18	-	6	-	-	9	9	-	-	-	1	7	-	5	-	2				
14 HONDA TEAM ASIA	35	344	4	9	-	-	7	-	-	12	-	-	-	-	-	3	-	4				
15 RED BULL KTM AJO	35	344	0	-	-	3	-	5	3	-	9	7	-	-	-	8	-	-				

These data/results cannot be reproduced, stored and/or transmitted in whole or in part by any manner of electronic, mechanical, photocopying, recording, broadcasting or otherwise now known or herein after developed without the previous express consent by the copyright owner, except for reproduction in daily press and regular printed publications on sale to the public within 60 days of the event related to those data/results and always provided that copyright symbol appears together as follows below.  
© DORNA, 2018





## PTT THAILAND GRAND PRIX

**30**

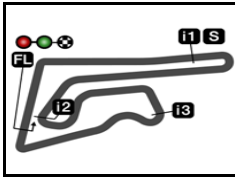
4554 m.

### World Championship Classification

16	REALE AVINTIA ACADEMY 77	21	358	14	-	1	6	-	-	-	1	-	-	-	-	2	1	10
----	--------------------------	----	-----	----	---	---	---	---	---	---	---	---	---	---	---	---	---	----

These data/results cannot be reproduced, stored and/or transmitted in whole or in part by any manner of electronic, mechanical, photocopying, recording, broadcasting or otherwise now known or herein after developed without the previous express consent by the copyright owner, except for reproduction in daily press and regular printed publications on sale to the public within 60 days of the event related to those data/results and always provided that copyright symbol appears together as follows below.  
© DORNA, 2018





4554 m.

PTT THAILAND GRAND PRIX

Race

Lap Chart

31

Pos	1	2	3	4	5	6	7	8	9	10	11	12	13	14	15	16	17	18	19	20	21	22	23	24	25	26	27	28	29	30
Grid	12	5	22	14	23	40	8	33	21	48	71	77	88	24	9	42	75	65	17	19	41	7	84	35	10	27	81	16	52	72



1	12	22	14	5	21	40	71	23	75	9	48	8	77	24	33	84	42	88	19	17	65	35	41	10	52	72	7	16	27	81
2	12	40	21	14	22	5	48	23	71	8	75	9	77	24	33	88	84	42	19	17	10	35	41	65	16	72	52	27	7	81
3	12	40	5	48	22	71	75	23	21	8	14	24	77	9	33	84	19	88	10	17	42	35	41	16	65	72	52	7	27	81
4	12	48	71	5	23	22	21	14	84	24	8	33	9	77	10	19	88	42	17	35	16	41	65	52	27	7	81	75		
5	48	71	5	12	14	21	22	84	10	77	8	19	33	42	88	9	17	41	16	65	35	27	52	7	81	75				
6	12	71	14	48	5	84	21	10	22	77	19	33	8	42	88	17	35	65	9	16	27	7	81	52	41	75				
7	12	48	71	14	84	10	21	5	77	22	8	19	33	88	17	65	35	42	16	9	27	81	52	7	41					
8	21	12	48	71	5	10	8	14	77	19	84	88	17	22	65	35	42	33	16	9	27	7	81	52	41					
9	21	12	48	71	10	77	5	8	19	14	84	88	22	17	35	33	65	42	16	9	27	7	52	81	41					
10	48	71	12	21	10	19	77	5	14	88	84	22	8	17	35	65	33	42	16	9	27	7	81	52	41					
L a P S	11	48	12	10	77	71	5	21	19	88	84	14	22	17	33	35	65	8	42	16	9	27	7	81	52	41				
12	12	48	5	71	10	21	88	77	84	19	22	14	33	17	35	65	42	8	16	9	27	7	52	81	41					
13	48	12	71	10	21	5	19	77	88	14	22	84	33	35	17	65	42	8	16	9	27	7	81	52	41					
14	10	21	12	77	19	48	88	14	5	84	17	33	65	35	42	8	16	9	27	7	52	81	22	41						
15	21	10	12	48	77	84	19	88	14	5	17	42	65	8	33	35	16	9	27	7	52	81	22	41						
16	12	48	10	21	84	14	5	88	19	42	77	17	33	35	65	8	16	9	27	7	81	52	22	41						
17	12	48	10	21	84	88	19	42	5	77	33	35	17	8	14	65	16	27	9	7	52	81	22	41						
18	21	12	48	10	84	42	19	88	33	77	5	35	8	14	17	65	16	27	9	7	52	81	22	41						
19	48	21	10	12	84	19	88	33	5	77	8	35	14	42	65	17	16	27	9	7	81	52	22	41						
20	48	21	10	84	12	19	33	88	8	77	5	14	35	17	42	16	65	27	9	7	81	52	22							
21	12	48	21	10	33	84	88	19	77	8	14	42	35	27	16	5	65	7	9	52	81	22								
22	21	48	10	88	19	77	8	42	35	84	16	27	65	14	7	9	5	52	81	22	12									

Winner     Lapped rider

These data/results cannot be reproduced, stored and/or transmitted in whole or in part by any manner of electronic, mechanical, photocopying, recording, broadcasting or otherwise now known or herein after developed without the previous express consent by the copyright owner, except for reproduction in daily press and regular printed publications on sale to the public within 60 days of the event related to those data/results and always provided that copyright symbol appears together as follows below.

© DORNA, 2018

Official MotoGP Timing by TISSOT  
www.motogp.com

Buriram, Sunday, October 07, 2018





4554 m.

## PTT THAILAND GRAND PRIX

### Race

### Fastest Lap of Each Rider

32

	Rider	Nation	Team	Motorcycle	Time	Lap Total	Gap
1	10 Dennis FOGGIA	ITA	SKY Racing Team VR46	KTM	<b>1'42.963</b>	3 22	
2	16 Andrea MIGNO	ITA	Angel Nieto Team Moto3	KTM	<b>1'43.006</b>	4 22	0.043 0.043
3	71 Ayumu SASAKI	JPN	Petronas Sprinta Racing	HONDA	<b>1'43.019</b>	4 13	0.056 0.013
4	19 Gabriel RODRIGO	ARG	RBA BOE Skull Rider	KTM	<b>1'43.030</b>	3 22	0.067 0.011
5	75 Albert ARENAS	SPA	Angel Nieto Team Moto3	KTM	<b>1'43.039</b>	3 6	0.076 0.009
6	84 Jakub KORNFEIL	CZE	Redox PruestelGP	KTM	<b>1'43.055</b>	3 22	0.092 0.016
7	48 Lorenzo DALLA PORTA	ITA	Leopard Racing	HONDA	<b>1'43.062</b>	2 22	0.099 0.007
8	33 Enea BASTIANINI	ITA	Leopard Racing	HONDA	<b>1'43.088</b>	3 21	0.125 0.026
9	24 Tatsuki SUZUKI	JPN	SIC58 Squadra Corse	HONDA	<b>1'43.099</b>	3 4	0.136 0.011
10	42 Marcos RAMIREZ	SPA	Bester Capital Dubai	KTM	<b>1'43.143</b>	5 22	0.180 0.044
11	40 Darryn BINDER	RSA	Red Bull KTM Ajo	KTM	<b>1'43.165</b>	2 3	0.202 0.022
12	65 Philipp OETTL	GER	Sudmetal Schedl GP Racing	KTM	<b>1'43.184</b>	7 22	0.221 0.019
13	5 Jaume MASIA	SPA	Bester Capital Dubai	KTM	<b>1'43.204</b>	3 22	0.241 0.020
14	41 Nakarin ATIRATPHUVAPAT	THA	Honda Team Asia	HONDA	<b>1'43.253</b>	5 19	0.290 0.049
15	35 Somkiat CHANTRA	THA	AP Honda Racing Thailand	HONDA	<b>1'43.283</b>	3 22	0.320 0.030
16	8 Nicolo BULEGA	ITA	SKY Racing Team VR46	KTM	<b>1'43.294</b>	2 22	0.331 0.011
17	17 John MCPHEE	GBR	CIP - Green Power	KTM	<b>1'43.300</b>	5 20	0.337 0.006
18	21 Fabio DI GIANNANTONIO	ITA	Del Conca Gresini Moto3	HONDA	<b>1'43.353</b>	8 22	0.390 0.053
19	12 Marco BEZZECCHI	ITA	Redox PruestelGP	KTM	<b>1'43.395</b>	2 22	0.432 0.042
20	88 Jorge MARTIN	SPA	Del Conca Gresini Moto3	HONDA	<b>1'43.420</b>	5 22	0.457 0.025
21	23 Niccolò ANTONELLI	ITA	SIC58 Squadra Corse	HONDA	<b>1'43.442</b>	4 4	0.479 0.022
22	77 Vicente PEREZ	SPA	Reale Avintia Academy 77	KTM	<b>1'43.448</b>	3 22	0.485 0.006
23	14 Tony ARBOLINO	ITA	Marinelli Snipers Team	HONDA	<b>1'43.475</b>	5 22	0.512 0.027
24	9 Apiwath WONGTHANANON	THA	VR46 Master Camp Team	KTM	<b>1'43.616</b>	3 22	0.653 0.141
25	27 Kaito TOBA	JPN	Honda Team Asia	HONDA	<b>1'43.633</b>	16 22	0.670 0.017
26	7 Adam NORRODIN	MAL	Petronas Sprinta Racing	HONDA	<b>1'43.669</b>	10 22	0.706 0.036
27	52 Jeremy ALCOBA	SPA	Estrella Galicia 0,0	HONDA	<b>1'43.672</b>	3 22	0.709 0.003
28	22 Kazuki MASAKI	JPN	RBA BOE Skull Rider	KTM	<b>1'43.688</b>	3 22	0.725 0.016
29	72 Alonso LOPEZ	SPA	Estrella Galicia 0,0	HONDA	<b>1'43.732</b>	3 3	0.769 0.044
30	81 Stefano NEPA	ITA	CIP - Green Power	KTM	<b>1'43.901</b>	7 22	0.938 0.169

These data/results cannot be reproduced, stored and/or transmitted in whole or in part by any manner of electronic, mechanical, photocopying, recording, broadcasting or otherwise now known or herein after developed without the previous express consent by the copyright owner, except for reproduction in daily press and regular printed publications on sale to the public within 60 days of the event related to those data/results and always provided that copyright symbol appears together as follows below.

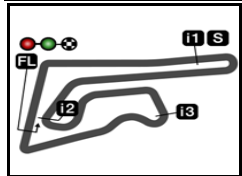
© DORNA, 2018

Official MotoGP Timing by TISSOT  
www.motogp.com

Buriram, Sunday, October 07, 2018





4554 m.

## PTT THAILAND GRAND PRIX

After the Race

## Event Best Maximum Speed

33



Rider	Nation Team	Motorcycle	Km/h	
77 Vicente PEREZ	SPA Reale Avintia Academy 77	KTM	233.1	Warm Up
23 Niccolò ANTONELLI	ITA SIC58 Squadra Corse	HONDA	233.1	Qualifying
10 Dennis FOGGIA	ITA SKY Racing Team VR46	KTM	232.4	Race
14 Tony ARBOLINO	ITA Marinelli Snipers Team	HONDA	232.2	Race
19 Gabriel RODRIGO	ARG RBA BOE Skull Rider	KTM	232.1	Qualifying
48 Lorenzo DALLA PORTA	ITA Leopard Racing	HONDA	232.0	Qualifying
42 Marcos RAMIREZ	SPA Bester Capital Dubai	KTM	231.8	Warm Up
17 John MCPHEE	GBR CIP - Green Power	KTM	231.7	Race
65 Philipp OETTL	GER Sudmetal Schedl GP Racing	KTM	231.6	Warm Up
35 Somkiat CHANTRA	THA AP Honda Racing Thailand	HONDA	231.4	Race
71 Ayumu SASAKI	JPN Petronas Sprinta Racing	HONDA	231.3	Warm Up
8 Nicolo BULEGA	ITA SKY Racing Team VR46	KTM	231.2	Warm Up
5 Jaume MASIA	SPA Bester Capital Dubai	KTM	231.0	Race
21 Fabio DI GIANNANTONIO	ITA Del Conca Gresini Moto3	HONDA	231.0	Warm Up
88 Jorge MARTIN	SPA Del Conca Gresini Moto3	HONDA	231.0	Race
22 Kazuki MASAKI	JPN RBA BOE Skull Rider	KTM	230.8	Race
24 Tatsuki SUZUKI	JPN SIC58 Squadra Corse	HONDA	230.6	Qualifying
40 Darryn BINDER	RSA Red Bull KTM Ajo	KTM	230.3	Warm Up
27 Kaito TOBA	JPN Honda Team Asia	HONDA	230.2	Warm Up
41 Nakarin ATIRATPHUVAPAT	THA Honda Team Asia	HONDA	230.0	Free Practice Nr. 3
33 Enea BASTIANINI	ITA Leopard Racing	HONDA	229.9	Race
81 Stefano NEPA	ITA CIP - Green Power	KTM	229.5	Race
7 Adam NORRODIN	MAL Petronas Sprinta Racing	HONDA	228.9	Race
16 Andrea MIGNO	ITA Angel Nieto Team Moto3	KTM	228.8	Warm Up
52 Jeremy ALCOBA	SPA Estrella Galicia 0,0	HONDA	228.5	Race
84 Jakub KORNFEIL	CZE Redox PruestelGP	KTM	228.4	Free Practice Nr. 3
9 Apiwath WONGTHANANON	THA VR46 Master Camp Team	KTM	228.3	Free Practice Nr. 3
75 Albert ARENAS	SPA Angel Nieto Team Moto3	KTM	228.1	Race
72 Alonso LOPEZ	SPA Estrella Galicia 0,0	HONDA	227.9	Race
12 Marco BEZZECCHI	ITA Redox PruestelGP	KTM	227.8	Warm Up

These data/results cannot be reproduced, stored and/or transmitted in whole or in part by any manner of electronic, mechanical, photocopying, recording, broadcasting or otherwise now known or herein after developed without the previous express consent by the copyright owner, except for reproduction in daily press and regular printed publications on sale to the public within 60 days of the event related to those data/results and always provided that copyright symbol appears together as follows below.

© DORNA, 2018

Official MotoGP Timing by TISSOT  
www.motogp.com

Buriram, Sunday, October 07, 2018





Results and timing service provided by TISSOT

Moto3™

# PTT THAILAND GRAND PRIX

Race

## Chronological Analysis of Performances

34

\* Lap / Sector time cancelled      T1 Time from finish line to 1st intermediate      T3 Time from 2nd intermed. to 3rd intermed.  
P Crossing the finish line in pit lane      T2 Time from 1st intermed. to 2nd intermed.      T4 Time from 3rd intermediate to finish line

Lap	Lap Time	T1	T2	T3	T4	Speed	Lap	Lap Time	T1	T2	T3	T4	Speed			
<b>1st</b>	<b>21</b>	<b>Fabio DI GIANNANT</b> Del Conca Gresini Mo ITA						20	<b>1'44.181</b>	23.786	30.548	24.356	25.491	222.1		
		Runs=1	Total laps=22	Full laps=19			21	<b>1'44.367</b>	23.755	30.819	24.388	25.405	222.6			
1	1'46.225	26.493	30.487	23.983	25.262	227.7	22	<b>1'43.983</b>	23.646	30.570	24.339	25.428	224.2			
2	1'43.498 *	23.531	30.542	23.961	25.464*	228.2	<b>3rd</b>						<b>10</b>	<b>Dennis FOGGIA</b> SKY Racing Team VR ITA		
3	<b>1'44.289</b>	23.765	30.302	23.876	26.346	225.4			Runs=1	Total laps=22	Full laps=19					
4	<b>1'43.480</b>	23.777	30.344	24.103	25.256	229.4	1	1'49.313	27.463	31.390	25.122	25.338	232.4			
5	<b>1'43.730</b>	23.489	30.544	24.107	25.590	226.6	2	<b>1'43.395</b>	23.676	30.336	24.203	25.180	227.0			
6	<b>1'44.128</b>	23.483	30.894	24.186	25.565	227.8	3	<b>1'42.963</b>	23.545	30.226	24.028	25.164	226.7			
7	<b>1'43.978</b>	23.581	30.629	24.161	25.607	229.7	4	<b>1'42.972</b>	23.477	30.418	23.974	25.103	230.2			
8	<b>1'43.353</b>	23.600	30.490	24.022	25.241	226.6	5	<b>1'43.390</b>	23.356	30.252	24.198	25.584	230.7			
9	<b>1'44.106</b>	23.990	30.967	23.818	25.331	216.3	6	<b>1'43.418</b>	23.651	30.284	24.182	25.301	227.5			
10	<b>1'44.615</b>	23.986	30.880	24.405	25.344	218.3	7	<b>1'43.780</b>	23.546	30.629	24.108	25.497	231.0			
11	1'44.613 *	23.609	30.937	24.548	25.519*	223.0	8	<b>1'44.063</b>	23.709	30.615	24.130	25.609	223.6			
12	<b>1'43.978</b>	23.458	30.705	24.349	25.466	228.5	9	<b>1'44.284</b>	23.655	31.004	24.223	25.402	224.4			
13	<b>1'43.534</b>	23.442	30.678	24.098	25.316	227.0	10	<b>1'43.901</b>	23.503	30.611	24.456	25.331	230.0			
14	<b>1'43.883</b>	23.470	30.683	24.391	25.339	225.5	11	1'44.066 *	23.585	30.482	24.409*	25.590	229.8			
15	<b>1'44.417</b>	23.834	30.718	24.582	25.283	219.0	12	<b>1'44.313</b>	23.863	30.795	24.263	25.392	222.5			
16	<b>1'44.744</b>	23.936	30.904	24.418	25.486	217.0	13	<b>1'43.540</b>	23.493	30.391	24.196	25.460	225.3			
17	<b>1'43.926</b>	23.583	30.675	24.271	25.397	226.9	14	<b>1'43.847</b>	23.548	30.577	24.446	25.276	226.3			
18	<b>1'43.391</b>	23.585	30.327	24.092	25.387	228.2	15	1'44.707 *	24.000	30.746	24.446*	25.515	217.0			
19	<b>1'44.644</b>	24.055	30.869	24.281	25.439	217.7	16	<b>1'44.540</b>	23.786	30.719	24.362	25.673	219.6			
20	<b>1'44.163</b>	23.660	30.708	24.319	25.476	224.1	17	<b>1'43.904</b>	23.651	30.444	24.241	25.568	225.2			
21	<b>1'44.388</b>	23.663	31.101	24.276	25.348	221.8	18	<b>1'43.754</b>	23.679	30.471	24.307	25.297	225.3			
22	<b>1'43.706</b>	23.540	30.649	24.129	25.388	227.7	19	<b>1'44.551</b>	23.858	30.790	24.395	25.508	226.3			

<b>2nd</b>	<b>48</b>	<b>Lorenzo DALLA PO</b> Leopard Racing ITA					
		Runs=1	Total laps=22	Full laps=20			
1	1'47.133	27.050	30.792	23.976	25.315	216.3	
2	<b>1'43.062</b>	23.574	30.422	23.938	25.128	228.6	
3	<b>1'43.200</b>	23.521	30.457	23.945	25.277	227.8	
4	<b>1'43.180</b>	23.563	30.433	23.980	25.204	227.7	
5	1'43.972 *	23.596	30.668	24.252*	25.456	220.2	
6	<b>1'44.597</b>	24.023	30.906	24.079	25.589	214.8	
7	<b>1'43.600</b>	23.554	30.526	24.110	25.410	223.5	
8	<b>1'44.125</b>	23.654	30.590	24.336	25.545	221.4	
9	<b>1'44.419</b>	24.106	30.826	24.121	25.366	219.8	
10	<b>1'43.798</b>	23.540	30.644	24.258	25.356	223.6	
11	<b>1'44.317</b>	23.843	30.594	24.499	25.381	221.4	
12	<b>1'44.027</b>	23.858	30.583	24.409	25.177	220.4	
13	<b>1'43.584</b>	23.641	30.539	24.166	25.238	220.8	
14	<b>1'45.291</b>	23.930	30.994	24.732	25.635	218.2	
15	<b>1'43.832</b>	23.663	30.346	24.464	25.359	224.7	
16	<b>1'44.280</b>	23.668	30.642	24.458	25.512	223.3	
17	<b>1'43.866</b>	23.568	30.585	24.243	25.470	224.7	
18	<b>1'43.781</b>	23.623	30.335	24.352	25.471	225.0	
19	<b>1'44.329</b>	23.888	30.730	24.290	25.421	225.4	

<b>4th</b>	<b>88</b>	<b>Jorge MARTIN</b> Del Conca Gresini Mo SPA					
		Runs=1	Total laps=22	Full laps=18			
1	1'48.311	27.171	30.999	24.604	25.537	225.6	
2	<b>1'43.448</b>	23.826	30.369	24.035	25.218	226.7	
3	<b>1'43.737</b>	23.697	30.731	24.097	25.212	224.2	
4	1'43.660 *	23.556	30.762	24.046*	25.296	227.2	
5	<b>1'43.420</b>	23.598	30.558	23.974	25.290	223.7	
6	<b>1'43.834</b>	23.791	30.674	24.052	25.317	229.0	
7	<b>1'43.827</b>	23.783	30.464	24.290	25.290	228.5	
8	<b>1'44.094</b>	23.498	30.565	24.246	25.785	229.5	
9	1'44.216 *	23.919	30.610	24.244*	25.443	227.8	
10	1'43.609 *	23.642	30.431	24.242*	25.294	228.7	
11	<b>1'44.076</b>	23.375	30.997	24.237	25.467	231.0	
12	<b>1'43.899</b>	23.558	30.802	24.128	25.411	226.9	
13	<b>1'44.101</b>	23.862	30.639	24.166	25.434	225.0	
14	<b>1'44.255</b>	23.602	30.663	24.595	25.395	226.6	
15	<b>1'44.230</b>	23.746	30.683	24.273	25.528	224.2	

**Fastest Lap:** Fabio DI GIANNANTONIO Del Conca Gresini Mo ITA **1'43.353** 23.600 30.490 24.022 25.241

These data/results cannot be reproduced, stored and/or transmitted in whole or in part by any manner of electronic, mechanical, photocopying, recording, broadcasting or otherwise now known or herein after developed without the previous express consent by the copyright owner, except for reproduction in daily press and regular printed publications on sale to the public within 60 days of the event related to those data/results and always provided that copyright symbol appears together as follows below.  
© DORNA, 2018

## Race

## Moto3

Lap	Lap Time	T1	T2	T3	T4	Speed	Lap	Lap Time	T1	T2	T3	T4	Speed
16	1'44.409	23.817	30.832	24.385	25.375	225.5	22	1'44.063	23.449	30.674	24.330	25.610	229.7
17	1'43.689	23.587	30.686	24.090	25.326	226.1	<b>7th 8</b> <b>Nicolo BULEGA</b> SKY Racing Team VR ITA						
18	1'43.959	23.563	30.666	24.371	25.359	224.5	Runs=1 Total laps=22 Full laps=20						
19	1'44.471	23.710	30.801	24.560	25.400	224.6	1	1'47.288	27.032	30.845	24.179	25.232	218.2
20	1'44.316	23.866	30.558	24.172	25.720	227.1	2	1'43.294	23.657	30.376	24.123	25.138	221.4
21	1'44.048	23.570	30.540	24.332	25.606	226.9	3	1'43.438	23.450	30.562	24.132	25.294	230.7
22	1'44.160	23.608	30.580	24.341	25.631	225.4	4	1'43.914	23.449	30.649	24.537	25.279	229.0
<b>5th 19</b> <b>Gabriel RODRIGO</b> RBA BOE Skull Rider ARG							5	1'44.244	23.369	30.729	24.168	25.978	229.3
Runs=1 Total laps=22 Full laps=21							6	1'44.092	23.780	30.502	24.066	25.744	230.3
1	1'48.319	27.232	31.172	24.662	25.253	225.5	7	1'43.584	23.695	30.432	24.083	25.374	229.0
2	1'43.960	23.854	30.790	24.196	25.120	226.7	8	1'43.638	23.552	30.499	24.194	25.393	229.8
3	1'43.030	23.512	30.310	24.071	25.137	227.1	9	1'44.518	23.625	31.087	24.412	25.394	223.6
4	1'43.502	23.667	30.691	23.990	25.154	225.0	10	1'44.802	23.513	30.669	25.130	25.490	230.9
5	1'43.472	23.371	30.421	24.013	25.667	229.6	11	1'45.376	23.558	32.247	24.214	25.357	227.4
6	1'43.871	23.633	30.646	24.080	25.512	229.1	12	1'43.762 *	23.520	30.666	24.202 *	25.374 *	228.3
7	1'43.802	23.708	30.637	24.109	25.348	225.0	13	1'43.710	23.703	30.514	24.222	25.271	225.1
8	1'43.759	23.402	30.494	24.554	25.309	230.4	14	1'44.156	23.505	30.682	24.473	25.496	228.1
9	1'44.401	23.667	31.019	24.334	25.381	225.7	15	1'43.880	23.524	30.623	24.184	25.549	229.1
10	1'43.621	23.440	30.529	24.209	25.443	231.0	16	1'44.403	23.603	30.635	24.657	25.508	228.4
11	1'44.365	23.557	30.926	24.446	25.436	229.3	17	1'43.976	23.572	30.399	24.343	25.662	228.5
12	1'44.356	23.461	30.968	24.545	25.382	230.3	18	1'43.882	23.493	30.697	24.333	25.359	227.9
13	1'43.552	23.540	30.413	24.279	25.320	228.4	19	1'43.824	23.516	30.494	24.285	25.529	228.5
14	1'44.176	23.593	30.704	24.358	25.521	224.4	20	1'44.114	23.565	30.896	24.358	25.295	231.1
15	1'44.465	23.878	30.708	24.204	25.675	222.2	21	1'44.177	23.470	30.627	24.280	25.800	227.5
16	1'44.564	23.623	30.669	24.585	25.687	225.5	22	1'44.029	23.565	30.630	24.290	25.544	228.0
17	1'43.674	23.474	30.598	24.333	25.269	226.4	<b>8th 42</b> <b>Marcos RAMIREZ</b> Bester Capital Dubai SPA						
18	1'43.666	23.469	30.516	24.378	25.303	227.9	Runs=1 Total laps=22 Full laps=20						
19	1'44.485	23.746	30.833	24.419	25.487	224.2	1	1'48.297	27.193	31.248	24.523	25.333	223.2
20	1'44.180	23.536	30.610	24.452	25.582	230.6	2	1'43.814	23.855	30.685	24.120	25.154	224.0
21	1'44.447	23.513	30.955	24.458	25.521	227.2	3	1'43.802	23.703	30.644	24.159	25.296	223.9
22	1'44.206	23.553	30.785	24.265	25.603	228.5	4	1'43.414	23.618	30.552	23.996	25.248	226.6
<b>6th 77</b> <b>Vicente PEREZ</b> Reale Avintia Academ SPA							5	1'43.143	23.484	30.297	23.977	25.385	228.6
Runs=1 Total laps=22 Full laps=15							6	1'43.905	23.793	30.676	23.938	25.498	230.0
1	1'47.424	27.043	30.964	24.159	25.258	220.6	7	1'44.671 *	23.753	30.496	25.164 *	25.258	229.3
2	1'43.570	23.496	30.689	24.081	25.304	228.9	8	1'43.781	23.618	30.597	24.026	25.540	225.1
3	1'43.448	23.558	30.361	24.002	25.527	226.9	9	1'44.786	23.665	30.904	24.620	25.597	230.1
4	1'43.896	23.580	30.371	24.391	25.554	229.1	10	1'44.615	23.711	31.182	24.268	25.454	228.3
5	1'43.838 *	23.482	30.409	24.405 *	25.542	227.9	11	1'44.103	23.693	30.839	24.314	25.257	228.2
6	1'43.648	23.533	30.428	24.125	25.562	228.7	12	1'43.399	23.558	30.684	23.911	25.246	227.7
7	1'43.877	23.473	30.774	24.144	25.486	230.5	13	1'43.748	23.519	30.713	24.246	25.270	228.7
8	1'43.896 *	23.570	30.774	24.278 *	25.274	228.6	14	1'44.217	23.471	30.736	24.537	25.473	228.5
9	1'44.207	23.598	31.053	24.251	25.305	223.5	15	1'43.771	23.503	30.534	24.325	25.409	230.2
10	1'43.946	23.551	30.527	24.536	25.332	228.9	16	1'43.848	23.650	30.402	24.434	25.362	226.0
11	1'43.993 *	23.661 *	30.607	24.356	25.365	227.0	17	1'43.725	23.513	30.673	24.214	25.325	228.4
12	1'44.509 *	23.652	30.958 *	24.339	25.560	224.9	18	1'43.354	23.388	30.471	24.172	25.323	230.1
13	1'43.808 *	23.641	30.426	24.254 *	25.487	225.4	19	1'46.087	25.511	30.964	24.212	25.400	221.5
14	1'44.125 *	23.548	30.544	24.362	25.671 *	227.0	20	1'44.297	23.853	30.870	24.231	25.343	223.4
15	1'44.169	23.866	30.520	24.315	25.468	223.0	21	1'43.651	23.560	30.542	24.199	25.350	226.8
16	1'45.128	23.602	30.819	25.115	25.592	223.9	22	1'43.801	23.530	30.684	24.034	25.553	227.0
17	1'44.040	23.396	30.519	24.413	25.712	231.0	<b>9th 35</b> <b>Somkiat CHANTRA</b> AP Honda Racing Tha THA						
18	1'43.705	23.481	30.467	24.478	25.279	225.9	Runs=1 Total laps=22 Full laps=19						
19	1'44.471	23.542	30.725	24.464	25.740	228.8	1	1'48.806	27.557	31.190	24.796	25.263	231.4
20	1'44.267	23.532	30.836	24.384	25.515	230.6	2	1'43.963 *	23.487	30.807	24.279	25.390 *	228.6
21	1'43.993	23.483	30.614	24.393	25.503	230.4							

**Fastest Lap:** Fabio DI GIANNANTONIO Del Conca Gresini Mo ITA 1'43.353 23.600 30.490 24.022 25.241

These data/results cannot be reproduced, stored and/or transmitted in whole or in part by any manner of electronic, mechanical, photocopying, recording, broadcasting or otherwise now known or herein after developed without the previous express consent by the copyright owner, except for reproduction in daily press and regular printed publications on sale to the public within 60 days of the event related to those data/results and always provided that copyright symbol appears together as follows below.  
© DORNA, 2018

Official MotoGP Timing by TISSOT  
www.motogp.com

Buriram, Sunday, October 07, 2018

Page 2 of 6



## Race

## Moto3

Lap	Lap Time	T1	T2	T3	T4	Speed	Lap	Lap Time	T1	T2	T3	T4	Speed
3	<b>1'43.283</b>	23.611	30.417	<b>24.114</b>	<b>25.141</b>	230.0	9	<b>1'44.190</b>	23.837	30.638	24.339	25.376	220.9
4	<b>1'43.564</b>	23.542	30.683	24.126	25.213	228.7	10	<b>1'44.131</b>	23.772	30.801	24.254	25.304	224.5
5	<b>1'44.186</b>	23.561	30.436	24.949	25.240	225.7	11	<b>1'43.919</b>	23.686	30.603	24.291	25.339	225.0
6	<b>1'43.449</b>	23.661	30.358	24.184	25.246	224.0	12	<b>1'43.821</b>	23.704	30.622	24.222	25.273	222.6
7	<b>1'43.557</b>	23.817	30.381	24.140	25.219	220.3	13	<b>1'44.079</b>	23.732	30.731	24.284	25.332	221.8
8	<b>1'43.888</b>	23.536	30.527	24.295	25.530	226.3	14	<b>1'43.872</b>	23.665	30.585	24.356	25.266	221.9
9	1'44.641 *	23.702	30.884	24.439	25.616*	227.9	15	<b>1'44.105</b>	23.784	30.688	24.296	25.337	219.0
10	<b>1'44.272</b>	23.995	30.570	24.480	25.227	220.9	16	<b>1'44.172</b>	23.676	30.759	24.287	25.450	222.0
11	<b>1'44.183</b>	24.014	30.770	24.194	25.205	219.6	17	<b>1'44.058</b>	23.713	30.706	24.250	25.389	221.9
12	<b>1'43.410</b>	23.628	<b>30.327</b>	24.131	25.324	224.6	18	<b>1'43.957</b>	23.686	30.676	24.270	25.325	222.1
13	<b>1'43.666</b>	23.590	30.393	24.251	25.432	227.0	19	<b>1'44.047</b>	23.646	30.711	24.256	25.434	223.5
14	<b>1'44.690</b>	23.745	30.798	24.735	25.412	228.4	20	<b>1'44.120</b>	23.606	30.643	24.389	25.482	224.5
15	<b>1'44.266</b>	23.637	31.017	24.177	25.435	227.8	21	<b>1'44.269</b>	23.667	30.954	24.287	25.361	225.7
16	<b>1'44.115</b>	23.636	30.633	24.400	25.446	227.7	22	<b>1'44.398</b>	23.598	30.767	24.531	25.502	223.5
17	<b>1'43.862</b>	23.512	30.462	24.386	25.502	227.2							
18	<b>1'43.920</b>	<b>23.449</b>	30.495	24.551	25.425	227.8							
19	<b>1'44.190</b>	23.741	30.598	24.400	25.451	223.4							
20	<b>1'44.471</b>	23.511	30.775	24.818	25.367	231.0							
21	<b>1'44.188</b>	23.469	30.557	24.349	25.813	228.6							
22	<b>1'43.862</b>	23.649	30.578	24.176	25.459	226.1							

**10th 84 Jakub KORNFEIL** Redox PruestelGP CZE  
 Runs=1 Total laps=22 Full laps=17

1	1'47.986	27.430	30.918	24.484	<b>25.154</b>	<b>228.3</b>
2	<b>1'43.795</b>	23.483	30.443	24.134	25.735	226.2
3	<b>1'43.055</b>	23.687	30.282	<b>23.832</b>	25.254	223.1
4	1'42.859 *	23.496	<b>30.257</b>	23.920*	25.186	227.4
5	<b>1'44.218</b>	23.404	30.789	24.189	25.836	227.5
6	<b>1'43.348</b>	23.588	30.262	24.150	25.348	223.5
7	<b>1'43.904</b>	23.576	30.483	24.184	25.661	226.1
8	1'45.035 *	24.139	31.228	24.114	25.554*	224.1
9	<b>1'44.293</b>	23.618	30.670	24.444	25.561	224.5
10	<b>1'43.754</b>	23.607	30.493	24.395	25.259	226.3
11	1'44.079 *	<b>23.335</b>	31.066*	24.306	25.372	227.6
12	<b>1'44.070</b>	23.495	30.887	24.169	25.519	226.1
13	<b>1'44.166</b>	23.655	30.948	24.210	25.353	219.8
14	<b>1'44.002</b>	23.428	30.677	24.454	25.443	228.0
15	<b>1'43.901</b>	23.680	30.608	24.195	25.418	226.5
16	<b>1'44.190</b>	23.575	30.774	24.435	25.406	223.1
17	1'43.880 *	23.559	30.479	24.323	25.519*	226.0
18	<b>1'43.744</b>	23.588	30.466	24.085	25.605	227.4
19	<b>1'44.683</b>	23.782	30.967	24.418	25.516	220.4
20	<b>1'43.985</b>	23.552	30.542	24.454	25.437	226.7
21	<b>1'44.518</b>	23.423	31.182	24.283	25.630	226.4
22	<b>1'45.042</b>	23.536	30.434	24.570	26.502	226.4

**11th 16 Andrea MIGNO** Angel Nieto Team Mot ITA  
 Runs=1 Total laps=22 Full laps=21

1	1'49.754	27.879	31.492	24.883	25.500	217.8
2	<b>1'43.778</b>	23.549	30.391	24.592	25.246	227.6
3	<b>1'43.270</b>	23.550	<b>30.388</b>	24.275	<b>25.057</b>	226.5
4	<b>1'43.006</b>	23.346	30.406	<b>24.043</b>	25.211	227.4
5	<b>1'43.479</b>	<b>23.340</b>	30.445	24.520	25.174	228.5
6	<b>1'45.353</b>	23.452	30.675	24.271	26.955	<b>228.8</b>
7	<b>1'44.264</b>	23.979	30.645	24.364	25.276	221.0
8	<b>1'44.133</b>	23.770	30.775	24.308	25.280	220.7

**12th 27 Kaito TOBA** Honda Team Asia JPN  
 Runs=1 Total laps=22 Full laps=21

1	1'49.863	27.814	31.441	25.150	25.458	227.7
2	<b>1'44.308</b>	23.629	30.755	24.393	25.531	228.6
3	<b>1'44.289</b>	23.606	30.714	24.495	25.474	226.2
4	<b>1'43.821</b>	23.634	30.517	24.256	25.414	223.8
5	<b>1'44.355</b>	23.537	30.677	24.455	25.686	225.4
6	<b>1'44.169</b>	23.924	30.588	24.204	25.453	217.6
7	<b>1'44.121</b>	23.828	30.718	24.153	25.422	220.2
8	<b>1'44.101</b>	23.655	30.742	24.147	25.557	220.5
9	<b>1'44.120</b>	23.822	30.736	24.104	25.458	220.9
10	<b>1'43.865</b>	23.726	30.561	24.180	25.398	223.3
11	<b>1'43.743</b>	23.730	30.514	24.129	25.370	223.1
12	<b>1'43.759</b>	23.783	<b>30.478</b>	<b>24.018</b>	25.480	219.6
13	<b>1'43.897</b>	23.769	30.506	24.194	25.428	219.7
14	<b>1'43.840</b>	23.738	30.543	24.179	25.380	220.4
15	<b>1'43.909</b>	23.755	30.652	24.099	25.403	220.2
16	<b>1'43.633</b>	23.680	30.485	24.021	25.447	223.5
17	<b>1'43.958</b>	<b>23.491</b>	30.770	24.198	25.499	<b>229.4</b>
18	<b>1'43.868</b>	23.545	30.559	24.294	25.470	225.0
19	<b>1'44.083</b>	23.499	30.695	24.266	25.623	227.1
20	<b>1'43.995</b>	23.518	30.613	24.319	25.545	226.9
21	<b>1'43.872</b>	23.517	30.773	24.256	<b>25.326</b>	228.2
22	<b>1'44.833</b>	23.814	30.785	24.644	25.590	220.8

**13th 65 Philipp OETTL** Sudmetal Schedl GP GER  
 Runs=1 Total laps=22 Full laps=19

1	1'48.675	27.205	31.459	24.769	25.242	224.2
2	<b>1'44.467</b>	23.527	31.074	24.715	<b>25.151</b>	227.0
3	<b>1'43.933</b>	23.529	30.410	24.826	25.168	228.4
4	<b>1'43.287</b>	23.572	30.411	<b>24.070</b>	25.234	226.8
5	<b>1'43.226</b>	23.515	30.338	24.172	25.201	227.8
6	<b>1'43.909</b>	23.551	30.546	24.244	25.568	228.0
7	<b>1'43.184</b>	23.497	<b>30.290</b>	24.182	25.215	228.8
8	<b>1'43.861</b>	23.465	30.606	24.298	25.492	228.2
9	1'44.975 *	23.733	30.534	25.019	25.689*	227.1
10	<b>1'44.548</b>	23.795	30.843	24.496	25.414	228.6
11	<b>1'44.011</b>	23.735	30.704	24.178	25.394	225.8
12	<b>1'43.533</b>	23.465	30.589	24.149	25.330	229.0
13	<b>1'43.729</b>	23.553	30.795	24.116	25.265	226.7
14	<b>1'44.065</b>	<b>23.423</b>	30.659	24.599	25.384	228.6

**Fastest Lap:** Fabio DI GIANNANTONIO Del Conca Gresini Mo ITA **1'43.353** 23.600 30.490 24.022 25.241

These data/results cannot be reproduced, stored and/or transmitted in whole or in part by any manner of electronic, mechanical, photocopying, recording, broadcasting or otherwise now known or herein after developed without the previous express consent by the copyright owner, except for reproduction in daily press and regular printed publications on sale to the public within 60 days of the event related to those data/results and always provided that copyright symbol appears together as follows below.  
 © DORNA, 2018

# Race

# Moto3

Lap	Lap Time	T1	T2	T3	T4	Speed	Lap	Lap Time	T1	T2	T3	T4	Speed
15	<b>1'44.143</b>	23.528	30.489	24.519	25.607	228.8	21	<b>1'44.598</b>	23.606	31.087	24.377	25.528	227.8
16	<b>1'44.514</b>	23.604	30.539	24.578	25.793	227.8	22	<b>1'44.899</b>	23.717	30.888	24.732	25.562	224.8
17	1'44.348 *	23.637	30.584	24.323	25.804*	229.4							
18	<b>1'44.050</b>	23.486	30.664	24.357	25.543	229.3							
19	<b>1'44.303</b>	23.556	30.757	24.503	25.487	227.7							
20	<b>1'44.908</b>	23.529	30.543	24.233	26.603	229.1							
21	<b>1'44.752</b>	23.735	30.947	24.412	25.658	<b>231.0</b>							
22	<b>1'44.498</b>	23.692	30.707	24.366	25.733	227.0							

## 14th 14 Tony ARBOLINO Marinelli Snipers Tea ITA

Runs=1 Total laps=22 Full laps=15

1	1'46.104	26.371	30.333	24.148	<b>25.252</b>	224.6
2	<b>1'43.660</b>	23.563	30.472	24.005	25.620	226.1
3	<b>1'44.290</b>	23.650	30.234	<b>23.928</b>	26.478	224.6
4	1'43.575 *	23.642	<b>30.207</b>	24.426*	25.300	229.2
5	<b>1'43.475</b>	23.388	30.315	24.171	25.601	228.6
6	<b>1'43.997</b>	23.530	30.722	24.295	25.450	226.2
7	<b>1'44.051</b>	23.586	30.389	24.391	25.685	223.9
8	1'44.373 *	24.051*	30.453	24.157	25.704	228.6
9	<b>1'44.737</b>	23.897	30.939	24.428	25.473	229.4
10	<b>1'43.818</b>	<b>23.340</b>	30.623	24.370	25.485	<b>232.2</b>
11	1'44.430 *	23.369	31.381*	24.333	25.347	229.9
12	1'44.225 *	23.442	30.969*	24.365	25.449	231.0
13	<b>1'43.599</b>	23.474	30.406	24.267	25.452	228.9
14	1'44.174 *	23.501	30.577	24.254	25.842*	224.3
15	<b>1'44.327</b>	23.969	30.633	24.293	25.432	225.4
16	<b>1'44.000</b>	23.556	30.600	24.377	25.467	227.8
17	1'45.450 *	23.497	30.555	25.434	25.964*	227.9
18	<b>1'43.925</b>	23.501	30.770	24.191	25.463	228.0
19	<b>1'44.065</b>	23.511	30.929	24.314	25.311	228.2
20	<b>1'43.988</b>	23.562	30.659	24.395	25.372	226.4
21	<b>1'43.904</b>	23.341	30.631	24.381	25.551	230.5
22	<b>1'46.941</b>	23.521	33.375	24.417	25.628	228.8

## 15th 7 Adam NORRODIN Petronas Sprinta Raci MAL

Runs=1 Total laps=22 Full laps=21

1	1'49.637	27.380	31.541	25.161	25.555	<b>228.9</b>
2	<b>1'44.615</b>	23.833	30.551	24.608	25.623	227.8
3	<b>1'44.080</b>	23.724	30.698	24.196	25.462	225.7
4	<b>1'44.124</b>	23.842	30.620	24.240	25.422	218.8
5	<b>1'44.455</b>	23.607	30.708	24.356	25.784	223.6
6	<b>1'44.256</b>	23.718	30.823	24.138	25.577	223.6
7	<b>1'44.372</b>	23.704	30.897	24.267	25.504	222.0
8	<b>1'43.827</b>	23.689	30.597	24.193	25.348	222.5
9	<b>1'44.160</b>	24.190	30.691	<b>23.945</b>	<b>25.334</b>	219.2
10	<b>1'43.669</b>	23.787	30.525	23.956	25.401	222.5
11	<b>1'43.746</b>	<b>23.567</b>	30.726	24.060	25.393	225.4
12	<b>1'43.793</b>	23.693	30.581	24.023	25.496	221.4
13	<b>1'43.881</b>	23.760	<b>30.502</b>	24.153	25.466	220.9
14	<b>1'43.829</b>	23.600	30.691	24.184	25.354	224.2
15	<b>1'44.095</b>	23.758	30.623	24.263	25.451	220.4
16	<b>1'43.924</b>	23.720	30.583	24.080	25.541	222.5
17	<b>1'43.998</b>	23.833	30.652	24.147	25.366	220.2
18	<b>1'43.769</b>	23.739	30.609	24.050	25.371	221.1
19	<b>1'43.830</b>	23.680	30.650	24.059	25.441	222.7
20	<b>1'43.889</b>	23.717	30.534	24.266	25.372	223.0

## 16th 9 Apiwath WONGTHA VR46 Master Camp T THA

Runs=1 Total laps=22 Full laps=21

1	1'47.080	26.978	30.732	24.255	25.115	227.3
2	<b>1'43.837</b>	23.866	30.665	24.204	<b>25.102</b>	220.4
3	<b>1'43.616</b>	23.694	30.491	24.218	25.213	227.5
4	<b>1'43.740</b>	23.662	30.719	<b>24.111</b>	25.248	<b>228.2</b>
5	<b>1'44.458</b>	23.590	31.105	24.201	25.562	222.1
6	<b>1'45.770</b>	23.746	30.812	24.521	26.691	227.4
7	<b>1'44.617</b>	24.131	30.803	24.327	25.356	219.2
8	<b>1'44.162</b>	23.852	30.838	24.183	25.289	220.6
9	<b>1'44.097</b>	23.865	30.613	24.250	25.369	221.9
10	<b>1'44.184</b>	23.873	30.694	24.266	25.351	225.7
11	<b>1'43.907</b>	23.623	30.671	24.221	25.392	225.5
12	<b>1'43.857</b>	23.728	30.584	24.200	25.345	223.6
13	<b>1'44.009</b>	23.739	30.663	24.275	25.332	222.1
14	<b>1'43.876</b>	23.794	30.463	24.329	25.290	221.3
15	<b>1'44.111</b>	23.807	30.611	24.374	25.319	220.1
16	<b>1'44.175</b>	23.783	30.610	24.316	25.466	222.6
17	<b>1'44.378</b>	23.756	30.961	24.183	25.478	222.3
18	<b>1'43.948</b>	23.740	<b>30.416</b>	24.328	25.464	224.0
19	<b>1'44.001</b>	23.697	30.483	24.274	25.547	224.2
20	<b>1'44.005</b>	23.561	30.668	24.321	25.455	227.6
21	<b>1'44.871</b>	<b>23.514</b>	31.143	24.649	25.565	226.5
22	<b>1'44.892</b>	23.765	30.883	24.681	25.563	227.5

## 17th 5 Jaume MASIA Bester Capital Dubai SPA

Runs=1 Total laps=22 Full laps=21

1	1'46.128	26.019	30.601	24.054	25.454	219.4
2	<b>1'43.756</b>	23.572	30.764	24.035	25.385	225.3
3	<b>1'43.204</b>	23.699	30.478	<b>23.915</b>	<b>25.112</b>	226.9
4	<b>1'43.722</b>	23.658	<b>30.335</b>	24.276	25.453	223.1
5	<b>1'44.026</b>	23.437	30.757	24.433	25.399	223.2
6	<b>1'44.383</b>	23.738	30.736	24.117	25.792	212.5
7	<b>1'44.166</b>	23.682	30.854	24.109	25.521	229.2
8	<b>1'43.668</b>	23.593	30.419	24.257	25.399	228.3
9	<b>1'44.841</b>	23.928	31.061	24.296	25.556	220.7
10	<b>1'43.992</b>	23.530	30.417	24.674	25.371	229.0
11	<b>1'44.057</b>	23.526	30.702	24.434	25.395	227.5
12	<b>1'43.703</b>	23.493	30.649	24.287	25.274	227.6
13	<b>1'43.936</b>	23.734	30.617	24.122	25.463	219.0
14	<b>1'44.954</b>	23.545	30.934	24.327	26.148	226.3
15	<b>1'44.426</b>	24.153	30.499	24.385	25.389	227.4
16	<b>1'44.025</b>	23.606	30.616	24.490	25.313	226.2
17	<b>1'44.291</b>	23.526	30.442	24.861	25.462	225.9
18	<b>1'44.187</b>	<b>23.392</b>	30.552	24.874	25.369	225.0
19	<b>1'44.134</b>	23.609	30.616	24.357	25.552	223.5
20	<b>1'44.446</b>	23.710	31.070	24.357	25.309	<b>231.0</b>
21	<b>1'45.886</b>	23.541	30.618	25.697	26.030	228.4
22	<b>1'45.742</b>	23.921	31.172	24.672	25.977	218.5

## 18th 52 Jeremy ALCOBA Estrella Galicia 0,0 SPA

Runs=1 Total laps=22 Full laps=21

1	1'49.559	28.025	31.093	24.535	25.906	<b>228.5</b>
---	----------	--------	--------	--------	--------	--------------

**Fastest Lap:** Fabio DI GIANNANTONIO Del Conca Gresini Mo ITA **1'43.353** 23.600 30.490 24.022 25.241

These data/results cannot be reproduced, stored and/or transmitted in whole or in part by any manner of electronic, mechanical, photocopying, recording, broadcasting or otherwise now known or herein after developed without the previous express consent by the copyright owner, except for reproduction in daily press and regular printed publications on sale to the public within 60 days of the event related to those data/results and always provided that copyright symbol appears together as follows below.  
© DORNA, 2018

## Race

## Moto3

Lap	Lap Time	T1	T2	T3	T4	Speed	Lap	Lap Time	T1	T2	T3	T4	Speed
2	1'44.221	23.775	30.712	24.349	25.385	225.0	8	1'44.540	23.454	30.834	24.362	25.890	229.5
3	1'43.672	23.624	30.583	24.247	25.218	228.1	9	1'44.249	23.631	30.547	24.670	25.401	226.4
4	1'44.343	23.761	30.797	24.329	25.456	224.7	10	1'44.039 *	23.81*	30.445	24.508	25.273	226.8
5	1'44.896	23.970	30.862	24.320	25.744	216.8	11	1'43.959 *	23.424	30.609*	24.358	25.568	226.9
6	1'44.835	23.873	30.969	24.488	25.505	221.4	12	1'44.100	23.435	30.752	24.381	25.532	229.6
7	1'43.960	23.642	30.740	24.208	25.370	225.6	13	1'43.718	23.527	30.681	24.085	25.425	229.7
8	1'44.616	23.739	30.729	24.265	25.883	220.5	14	2'25.420	23.433	30.604		230.8	
9	1'44.575	23.936	30.721	24.349	25.569	225.3	15	1'46.973	24.245	31.326	25.431	25.971	214.0
10	1'45.054	24.216	31.268	24.178	25.392	221.3	16	1'46.571	24.290	31.188	24.990	26.103	213.9
11	1'44.496	23.865	30.782	24.322	25.527	221.8	17	1'46.997	24.210	31.593	25.067	26.127	213.7
12	1'45.015	23.896	31.011	24.494	25.614	221.2	18	1'46.220	24.215	31.214	24.860	25.931	212.5
13	1'45.733	24.194	31.158	24.600	25.781	213.6	19	1'46.320	24.383	31.351	24.694	25.892	214.3
14	1'45.090	23.950	31.020	24.523	25.597	215.3	20	1'45.835	24.111	31.183	24.774	25.767	215.1
15	1'45.356	24.198	30.919	24.644	25.595	213.5	21	1'45.512	23.892	31.123	24.686	25.811	217.8
16	1'45.549	24.220	31.094	24.534	25.701	212.5	22	1'45.879	23.987	31.120	24.838	25.934	217.3
17	1'45.188	23.941	31.104	24.499	25.644	221.3							
18	1'46.352	24.254	31.314	24.915	25.869	214.4							
19	1'45.682	24.262	31.265	24.606	25.549	214.6							
20	1'45.034	24.023	30.835	24.580	25.596	219.5							
21	1'45.808	24.205	31.279	24.713	25.611	221.4							
22	1'45.670	24.271	31.036	24.472	25.891	221.3							

19th	81	Stefano NEPA	CIP - Green Power	ITA		
Runs=1	Total laps=22	Full laps=21				
1	1'49.934	27.841	31.587	25.055	25.451	225.3
2	1'44.400	23.624	30.864	24.337	25.575	229.5
3	1'44.295	23.576	30.536	24.709	25.474	228.5
4	1'44.070	23.529	30.648	24.443	25.450	227.8
5	1'44.304	23.449	30.870	24.415	25.570	229.2
6	1'44.413	23.615	30.830	24.459	25.509	224.3
7	1'43.901	23.632	30.588	24.281	25.400	226.2
8	1'44.665	23.633	30.673	24.541	25.818	223.6
9	1'44.858	24.003	30.746	24.596	25.513	224.7
10	1'44.711	23.955	30.999	24.362	25.395	221.5
11	1'44.536	23.867	30.728	24.395	25.546	220.9
12	1'45.488	23.949	31.000	24.783	25.756	218.8
13	1'45.213	23.888	30.828	24.783	25.714	224.1
14	1'45.677	24.163	31.114	24.695	25.705	215.0
15	1'45.332	23.695	31.112	24.815	25.710	220.4
16	1'45.052	23.827	30.991	24.516	25.718	222.8
17	1'45.526	24.013	31.271	24.583	25.659	219.1
18	1'46.362	24.038	31.134	24.913	26.277	212.0
19	1'45.281	24.088	31.081	24.557	25.555	214.5
20	1'45.099	23.966	30.920	24.577	25.636	219.9
21	1'46.059	24.273	31.475	24.779	25.532	220.9
22	1'45.577	24.026	31.008	24.775	25.768	219.3

20th	22	Kazuki MASAKI	RBA BOE Skull Rider	JPN		
Runs=1	Total laps=22	Full laps=19				
1	1'45.834	26.065	30.402	24.046	25.321	224.4
2	1'43.957	23.634	30.774	24.159	25.390	216.2
3	1'43.688	23.677	30.493	24.017	25.501	225.3
4	1'43.876	23.528	30.581	24.414	25.353	229.1
5	1'44.448	23.635	30.751	24.148	25.914	222.1
6	1'43.749	23.708	30.352	24.198	25.491	222.6
7	1'44.295	23.580	30.742	24.133	25.840	230.3

21st	12	Marco BEZZECCHI	Redox PruestelGP	ITA		
Runs=1	Total laps=22	Full laps=20				
1	1'45.632	25.969	30.366	24.067	25.230	217.4
2	1'43.395	23.852	30.536	23.971	25.036	215.0
3	1'43.597	23.934	30.414	24.101	25.148	218.0
4	1'43.741	23.839	30.402	24.373	25.127	219.2
5	1'44.552	23.833	30.735	24.247	25.737	219.4
6	1'43.623	23.601	30.574	24.120	25.328	222.0
7	1'44.135	23.925	30.504	24.267	25.439	217.9
8	1'44.161	23.677	30.523	24.370	25.591	222.2
9	1'44.370	23.816	31.252	24.156	25.146	220.0
10	1'44.180	23.626	30.717	24.289	25.548	222.2
11	1'44.154	23.723	30.731	24.429	25.271	226.3
12	1'43.648	23.771	30.437	24.233	25.207	219.3
13	1'43.912	23.933	30.387	24.175	25.417	216.9
14	1'44.394	23.820	30.917	24.420	25.237	218.9
15	1'44.562	23.800	30.872	24.524	25.366	220.0
16	1'44.187	23.706	30.828	24.423	25.230	223.3
17	1'43.651	23.746	30.488	24.158	25.259	219.6
18	1'44.071	23.774	30.427	24.241	25.629	219.2
19	1'44.780	24.063	30.891	24.402	25.424	221.0
20	1'44.335	23.605	30.471	24.786	25.473	226.1
21	1'43.677	23.307	30.634	24.429	25.307	227.2
22	2'57.317 P	23.789	30.833	24.215	1'38.480	224.8

22nd	33	Enea BASTIANINI	Leopard Racing	ITA		
Runs=1	Total laps=22	Full laps=19				
1	1'47.816	27.058	31.139	24.101	25.518	219.0
2	1'43.791	23.658	30.564	24.390	25.179	225.3
3	1'43.088	23.692	30.241	23.904	25.251	224.1
4	1'43.541	23.536	30.546	24.132	25.327	228.9
5	1'44.104	23.707	30.799	23.980	25.618	229.1
6	1'43.872	23.845	30.486	24.065	25.476	228.0
7	1'43.854	23.656	30.359	24.101	25.738	227.6
8	1'44.995 *	23.478	31.108*	24.283	26.126	229.9
9	1'44.413	23.594	30.842	24.418	25.559	227.2
10	1'44.593	23.802	30.742	24.484	25.565	225.7
11	1'43.534	23.726	30.495	24.040	25.273	226.8
12	1'43.340	23.651	30.339	23.949	25.401	223.6
13	1'43.919	23.488	30.592	24.269	25.570	229.4

**Fastest Lap:** Fabio DI GIANNANTONIO Del Conca Gresini Mo ITA 1'43.353 23.600 30.490 24.022 25.241

These data/results cannot be reproduced, stored and/or transmitted in whole or in part by any manner of electronic, mechanical, photocopying, recording, broadcasting or otherwise now known or herein after developed without the previous express consent by the copyright owner, except for reproduction in daily press and regular printed publications on sale to the public within 60 days of the event related to those data/results and always provided that copyright symbol appears together as follows below.  
© DORNA, 2018

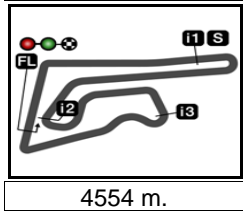
## Race

## Moto3

Lap	Lap Time	T1	T2	T3	T4	Speed	Lap	Lap Time	T1	T2	T3	T4	Speed	
14	<b>1'44.242</b>	23.796	30.902	24.277	25.267	227.3								
15	<b>1'44.616</b>	23.631	30.781	24.340	25.864	229.2								
16	<b>1'44.012</b>	23.800	30.442	24.348	25.422	227.8								
17	<b>1'43.895</b>	23.522	30.512	24.391	25.470	228.8								
18	<b>1'43.405</b>	23.486	30.488	24.092	25.339	228.2								
19	<b>1'44.222</b>	23.533	30.824	24.271	25.594	226.5								
20	<b>1'44.152</b>	23.779	30.380	24.344	25.649	226.1								
21	<b>1'43.919</b>	<b>23.414</b>	30.583	24.323	25.599	229.6								
	unfinished	23.516	30.729	24.210		229.2								
<b>23rd</b>	<b>17</b>	<b>John MCPHEE</b>					CIP - Green Power	GBR						
		Runs=1	Total laps=21	Full laps=18										
1	<b>1'48.452</b>	27.262	31.421	24.556	25.213	227.0								
2	<b>1'43.903</b>	23.685	30.618	24.306	25.294	223.3								
3	<b>1'43.382</b>	23.485	30.468	<b>24.079</b>	25.350	230.9								
4	<b>1'43.812</b>	23.498	30.653	24.095	25.566	229.4								
5	<b>1'43.300</b>	23.559	<b>30.371</b>	24.098	25.272	228.4								
6	<b>1'43.859</b> *	23.558	30.748	24.087*	25.466	226.1								
7	<b>1'43.677</b>	23.476	30.725	24.299	<b>25.177</b>	229.7								
8	<b>1'43.980</b>	23.365	30.700	24.406	25.509	<b>231.7</b>								
9	<b>1'44.415</b>	23.726	30.949	24.420	25.320	229.0								
10	<b>1'44.219</b>	23.707	30.606	24.504	25.402	226.1								
11	<b>1'43.749</b>	23.380	30.535	24.411	25.423	228.8								
12	<b>1'44.299</b>	23.508	30.771	24.476	25.544	229.9								
13	<b>1'43.863</b>	23.680	30.585	24.263	25.335	227.8								
14	<b>1'43.856</b>	23.678	30.688	24.158	25.332	227.4								
15	<b>1'44.379</b>	23.697	30.544	24.775	25.363	229.9								
16	<b>1'44.446</b>	23.482	30.518	25.004	25.442	230.1								
17	<b>1'44.351</b>	<b>23.361</b>	30.695	24.645	25.650	231.2								
18	<b>1'44.400</b>	23.519	30.569	24.446	25.866	227.5								
19	<b>1'44.504</b>	23.554	31.145	24.360	25.445	225.6								
20	<b>1'43.770</b>	23.485	30.606	24.265	25.414	229.7								
	unfinished	23.468	30.496	24.402		228.6								
<b>24th</b>	<b>41</b>	<b>Nakarín ATIRATPH</b>					Honda Team Asia	THA						
		Runs=1	Total laps=20	Full laps=17										
1	<b>1'49.140</b>	27.866	30.876	25.006	25.392	222.4								
2	<b>1'43.647</b>	23.532	30.626	24.331	<b>25.158</b>	225.1								
3	<b>1'43.779</b>	23.549	30.792	24.228	25.210	227.4								
4	<b>1'43.347</b> *	23.686	30.528	<b>23.970</b>	25.163*	222.1								
5	<b>1'43.253</b>	23.460	<b>30.400</b>	24.141	25.252	228.4								
6	<b>2'00.776</b>	<b>23.418</b>	30.711	24.067	42.580	<b>229.7</b>								
7	<b>1'50.385</b>	25.657	32.304	25.496	26.928	209.2								
8	<b>1'49.134</b>	24.727	32.635	25.343	26.429	209.5								
9	<b>1'48.391</b>	24.759	32.243	25.082	26.307	208.6								
10	<b>1'47.227</b>	24.455	31.748	25.007	26.017	210.8								
11	<b>1'46.996</b>	24.385	31.533	25.067	26.011	208.3								
12	<b>1'46.839</b>	24.360	31.487	24.838	26.154	208.0								
13	<b>1'46.700</b>	24.401	31.400	24.820	26.079	208.9								
14	<b>1'46.855</b>	24.300	31.548	25.128	25.879	209.7								
15	<b>1'46.042</b>	24.428	31.264	24.654	25.696	210.4								
16	<b>1'45.813</b>	24.292	31.183	24.538	25.800	210.6								
17	<b>1'45.454</b>	24.243	30.977	24.553	25.681	211.3								
18	<b>1'45.587</b>	24.168	31.154	24.415	25.850	212.3								
19	<b>1'45.480</b>	24.178	31.102	24.463	25.737	213.8								
	unfinished	24.318	31.029			213.6								
<b>25th</b>	<b>71</b>	<b>Ayumu SASAKI</b>					Petronas Sprinta Raci	JPN						
		Runs=1	Total laps=14	Full laps=12										
1	<b>1'46.477</b>	26.537	30.582	23.968	25.390	228.2								
2	<b>1'43.936</b>	23.614	31.262	23.978	<b>25.082</b>	224.3								
3	<b>1'43.249</b>	23.586	30.459	<b>23.915</b>	25.289	229.2								
4	<b>1'43.019</b>	<b>23.418</b>	<b>30.415</b>	24.026	25.160	<b>230.2</b>								
5	<b>1'43.970</b>	23.570	30.785	24.311	25.304	220.6								
6	<b>1'44.099</b>	23.852	30.693	24.136	25.418	218.5								
7	<b>1'44.184</b>	23.837	30.824	24.221	25.302	218.4								
8	<b>1'44.041</b>	23.676	30.569	24.337	25.459	222.6								
9	<b>1'44.413</b>	23.827	31.162	24.288	25.136	221.4								
10	<b>1'43.782</b>	23.642	30.617	24.318	25.205	224.2								
11	<b>1'44.687</b>	23.791	30.727	24.443	25.726	222.2								
12	<b>1'43.903</b>	23.578	30.554	24.160	25.611	224.7								
13	<b>1'43.493</b>	23.580	30.530	24.161	25.222	222.0								
	unfinished	23.659	30.578			224.0								
<b>26th</b>	<b>75</b>	<b>Albert ARENAS</b>					Angel Nieto Team Mot	SPA						
		Runs=1	Total laps=6	Full laps=4										
1	<b>1'46.745</b>	26.953	30.683	23.944	<b>25.165</b>	225.7								
2	<b>1'43.981</b>	23.537	31.171	24.087	25.186	226.5								
3	<b>1'43.039</b>	23.366	<b>30.630</b>	<b>23.816</b>	25.227	227.0								
4	<b>2'48.401</b>	<b>23.358</b>	30.644			<b>228.1</b>								
5	<b>1'48.871</b>	24.302	33.272	25.283	26.014	214.6								
6	<b>2'02.376</b> P	23.964	31.627	24.425	42.360	216.2								
<b>27th</b>	<b>23</b>	<b>Niccolò ANTONELL</b>					SIC58 Squadra Corse	ITA						
		Runs=1	Total laps=5	Full laps=3										
1	<b>1'46.627</b>	26.807	30.568	23.991	25.261	225.9								
2	<b>1'43.683</b>	23.769	30.797	23.982	<b>25.135</b>	<b>228.7</b>								
3	<b>1'43.541</b>	23.566	<b>30.449</b>	<b>23.959</b>	25.567	228.0								
4	<b>1'43.442</b>	<b>23.504</b>	30.512	24.259	25.167	227.6								
	unfinished	23.662	30.676	24.092		225.5								
<b>28th</b>	<b>24</b>	<b>Tatsuki SUZUKI</b>					SIC58 Squadra Corse	JPN						
		Runs=1	Total laps=5	Full laps=3										
1	<b>1'47.669</b>	27.211	30.998	24.225	25.235	228.3								
2	<b>1'43.608</b>	23.608	30.426	24.534	<b>25.040</b>	226.8								
3	<b>1'43.099</b>	23.606	<b>30.249</b>	<b>24.002</b>	25.242	227.2								
4	<b>1'43.454</b>	23.654	30.372	24.112	25.316	225.4								
	unfinished	<b>23.400</b>	30.649	24.059		<b>228.7</b>								
<b>29th</b>	<b>40</b>	<b>Darryn BINDER</b>					Red Bull KTM Ajo	RSA						
		Runs=1	Total laps=4	Full laps=2										
1	<b>1'46.383</b>	26.369	30.466	24.107	25.441	221.5								
2	<b>1'43.165</b>	23.849	30.621	<b>23.837</b>	<b>24.858</b>	<b>228.9</b>								
3	<b>1'43.259</b>	23.894	<b>30.317</b>	24.092	24.956	219.3								
	unfinished	<b>23.755</b>	30.376			223.5								
<b>30th</b>	<b>72</b>	<b>Alonso LOPEZ</b>					Estrella Galicia 0,0	SPA						
		Runs=1	Total laps=4	Full laps=1										
1	<b>1'49.574</b>	27.959	31.211	25.006	25.398	<b>227.9</b>								
2	<b>1'44.062</b> *	<b>23.588</b>	<b>30.588</b>	24.386	25.500*	225.3								
3	<b>1'43.732</b>	23.710	30.665	<b>24.111</b>	<b>25.246</b>	224.5								
	unfinished	23.687	30.787			223.4								

**Fastest Lap:** Fabio DI GIANNANTONIO Del Conca Gresini Mo ITA **1'43.353** 23.600 30.490 24.022 25.241

These data/results cannot be reproduced, stored and/or transmitted in whole or in part by any manner of electronic, mechanical, photocopying, recording, broadcasting or otherwise now known or herein after developed without the previous express consent by the copyright owner, except for reproduction in daily press and regular printed publications on sale to the public within 60 days of the event related to those data/results and always provided that copyright symbol appears together as follows below.  
© DORNA, 2018



**PTT THAILAND GRAND PRIX**  
Race  
Analysis by Lap

**35**

4554 m.

Num	Lap	Time	Gap	Num	Lap	Time	Gap	Num	Lap	Time	Gap				
<b>Lap 1</b>															
12	1	1'45.632		52	1	1'44.221	4.753	65	1	1'43.287	3.997				
22	1	1'45.834	0.202	27	1	1'44.308	5.144	52	1	1'44.343	5.430				
14	1	1'46.104	0.472	7	1	1'44.615	5.225	27	1	1'43.821	5.916				
5	1	1'46.128	0.496	81	1	1'44.400	5.307	7	1	1'44.124	6.091				
21	1	1'46.225	0.593	<b>Lap 3</b>				81	1	1'44.070	6.334				
40	1	1'46.383	0.751	12	3	1'43.597		75	1	2'48.401	1'05.801				
71	1	1'46.477	0.845	40	3	1'43.259	0.183	<b>Lap 5</b>							
23	1	1'46.627	0.995	5	3	1'43.204	0.464	48	5	1'43.972					
75	1	1'46.745	1.113	48	3	1'43.200	0.771	71	5	1'43.970	0.104				
9	1	1'47.080	1.448	22	3	1'43.688	0.855	5	5	1'44.026	0.289				
48	1	1'47.133	1.501	71	3	1'43.249	1.038	12	5	1'44.552	0.370				
8	1	1'47.288	1.656	75	3	1'43.039	1.141	14	5	1'43.475	0.557				
77	1	1'47.424	1.792	23	3	1'43.541	1.227	21	5	1'43.730	0.675				
24	1	1'47.669	2.037	21	3	1'44.289	1.388	22	5	1'44.448	1.256				
33	1	1'47.816	2.184	8	3	1'43.438	1.396	84	5	1'44.218	1.366				
84	1	1'47.986	2.354	14	3	1'44.290	1.430	10	5	1'43.390	1.486				
42	1	1'48.297	2.665	24	3	1'43.099	1.752	77	5	1'43.838	1.629				
88	1	1'48.311	2.679	77	3	1'43.448	1.818	8	5	1'44.244	1.631				
19	1	1'48.319	2.687	9	3	1'43.616	1.909	19	5	1'43.472	1.736				
17	1	1'48.452	2.820	33	3	1'43.088	2.071	33	5	1'44.104	1.793				
65	1	1'48.675	3.043	84	3	1'43.055	2.212	42	5	1'43.143	1.923				
35	1	1'48.806	3.174	19	3	1'43.030	2.685	88	5	1'43.420	2.029				
41	1	1'49.140	3.508	88	3	1'43.737	2.872	9	5	1'44.458	2.184				
10	1	1'49.313	3.681	10	3	1'42.963	3.047	17	5	1'43.300	2.302				
52	1	1'49.559	3.927	17	3	1'43.382	3.113	41	5	1'43.253	2.619				
72	1	1'49.574	3.942	42	3	1'43.802	3.289	16	5	1'43.479	2.740				
7	1	1'49.637	4.005	35	3	1'43.283	3.428	65	5	1'43.226	3.041				
16	1	1'49.754	4.122	41	3	1'43.779	3.942	35	5	1'44.186	3.255				
27	1	1'49.863	4.231	16	3	1'43.270	4.178	27	5	1'44.355	6.089				
81	1	1'49.934	4.302	65	3	1'43.933	4.451	52	5	1'44.896	6.144				
<b>Lap 2</b>															
12	2	1'43.395		72	3	1'43.732	4.744	7	5	1'44.455	6.364				
40	2	1'43.165	0.521	52	3	1'43.672	4.828	81	5	1'44.304	6.456				
21	2	1'43.498	0.696	7	3	1'44.080	5.708	75	5	1'48.871	1'10.490				
14	2	1'43.660	0.737	27	3	1'44.289	5.836	<b>Lap 6</b>							
22	2	1'43.957	0.764	81	3	1'44.295	6.005	12	6	1'43.623					
5	2	1'43.756	0.857	<b>Lap 4</b>				71	6	1'44.099	0.210				
48	2	1'43.062	1.168	12	4	1'43.741		14	6	1'43.997	0.561				
23	2	1'43.683	1.283	48	4	1'43.180	0.210	48	6	1'44.597	0.604				
71	2	1'43.936	1.386	71	4	1'43.019	0.316	5	6	1'44.383	0.679				
8	2	1'43.294	1.555	5	4	1'43.722	0.445	84	6	1'43.348	0.721				
75	2	1'43.981	1.699	23	4	1'43.442	0.928	21	6	1'44.128	0.810				
9	2	1'43.837	1.890	22	4	1'43.876	0.990	10	6	1'43.418	0.911				
77	2	1'43.570	1.967	21	4	1'43.480	1.127	22	6	1'43.749	1.012				
24	2	1'43.608	2.250	14	4	1'43.575	1.264	77	6	1'43.648	1.284				
33	2	1'43.791	2.580	84	4	1'42.859	1.330	19	6	1'43.871	1.614				
88	2	1'43.448	2.732	24	4	1'43.454	1.465	33	6	1'43.872	1.672				
84	2	1'43.795	2.754	8	4	1'43.914	1.569	8	6	1'44.092	1.730				
42	2	1'43.814	3.084	33	4	1'43.541	1.871	42	6	1'43.905	1.835				
19	2	1'43.960	3.252	9	4	1'43.740	1.908	88	6	1'43.834	1.870				
17	2	1'43.903	3.328	77	4	1'43.896	1.973	17	6	1'43.859	2.168				
10	2	1'43.395	3.681	10	4	1'42.972	2.278	35	6	1'43.449	2.711				
35	2	1'43.963	3.742	19	4	1'43.502	2.446	65	6	1'43.909	2.957				
41	2	1'43.647	3.760	88	4	1'43.660	2.791	9	6	1'45.770	3.961				
65	2	1'44.467	4.115	42	4	1'43.414	2.962	16	6	1'45.353	4.100				
16	2	1'43.778	4.505	17	4	1'43.812	3.184	27	6	1'44.169	6.265				
72	2	1'44.062	4.609	35	4	1'43.564	3.251	7	6	1'44.256	6.627				
<b>Lap 7</b>															
12	7	1'44.135		16	4	1'43.006	3.443	81	6	1'44.413	6.876				
48	7	1'43.600	0.069	41	4	1'43.347	3.548	52	6	1'44.835	6.986				
71	7	1'44.184	0.259	<b>Lap 8</b>				21	7	1'44.106					
14	7	1'44.051	0.477	21	7	1'43.353		12	7	1'44.370	0.419				
84	7	1'43.904	0.490	12	7	1'44.161	0.155	48	7	1'44.125	0.188				
10	7	1'43.780	0.556	48	7	1'44.125	0.188	71	7	1'44.041	0.294				
21	7	1'43.978	0.653	71	7	1'44.041	0.294	5	7	1'43.668	0.372				
5	7	1'44.166	0.710	5	7	1'43.668	0.372	10	7	1'44.063	0.613				
77	7	1'43.877	1.026	10	7	1'44.063	0.613	8	7	1'43.638	0.811				
22	7	1'44.295	1.172	8	7	1'43.638	0.811	14	7	1'44.373	0.844				
8	7	1'43.584	1.179	14	7	1'44.373	0.844	77	7	1'43.896	0.916				
19	7	1'43.802	1.281	77	7	1'43.896	0.916	19	7	1'43.759	1.034				
33	7	1'43.854	1.391	19	7	1'43.759	1.034	84	7	1'45.035	1.519				
88	7	1'43.827	1.562	84	7	1'45.035	1.519	88	7	1'44.094	1.650				
17	7	1'43.677	1.710	88	7	1'44.094	1.650	17	7	1'43.980	1.684				
65	7	1'43.184	2.006	17	7	1'43.980	1.684	22	7	1'44.540	1.706				
35	7	1'43.557	2.133	22	7	1'44.540	1.706	65	7	1'43.861	1.861				
42	7	1'44.671	2.371	65	7	1'43.861	1.861	35	7	1'43.888	2.015				
16	7	1'44.264	4.229	35	7	1'43.888	2.015	42	7	1'43.781	2.146				
9	7	1'44.617	4.443	42	7	1'43.781	2.146	33	7	1'44.995	2.380				
27	7	1'44.121	6.251	33	7	1'44.995	2.380	16	7	1'44.133	4.356				
81	7	1'43.901	6.642	16	7	1'44.133	4.356	9	7	1'44.162	4.599				
52	7	1'43.960	6.811	9	7	1'44.162	4.599	27	7	1'44.101	6.346				
7	7	1'44.372	6.864	27	7	1'44.101	6.346	7	7	1'43.827	6.685				
41	7	1'50.385	25.652	7	7	1'43.827	6.685	81	7	1'44.665	7.301				
<b>Lap 9</b>															
21	9	1'44.106		81	7	1'44.665	7.301	52	7	1'44.616	7.421				
12	9	1'44.370	0.419	52	7	1'44.616	7.421	41	7	1'49.134	30.780				
<b>Lap 10</b>															
48	10	1'43.798		41	7	1'49.134	30.780	<b>Lap 11</b>							
71	10	1'43.782	0.084	<b>Lap 11</b>				48	11	1'44.317					
12	10	1'44.180	0.300	48	11	1'44.317		12	11	1'44.154	0.137				
21	10	1'44.615	0.316	12	11	1'44.154	0.137	10	11	1'44.066	0.142				
10	10	1'43.901	0.393	10	11	1'44.066	0.142	77	11	1'43.993	0.340				
19	10	1'43.621	0.651	77	11	1'43.993	0.340	71	11	1'44.687	0.454				
77	10	1'43.946	0.664	71	11	1'44.687	0.454	5	11	1'44.057	0.540				
5	10	1'43.992	0.800	5	11	1'44.057	0.540	21	11	1'44.613	0.612				
14	10	1'43.818	0.994	21	11	1'44.613	0.612	19	11	1'44.365	0.699				
88	10	1'43.609	1.070	<p><input type="checkbox"/> Lapped rider</p> <p>These data/results cannot be reproduced, stored and/or transmitted in whole or in part by any manner of electronic, mechanical, photocopying, recording, broadcasting or otherwise now known or herein after developed without the previous express consent by the copyright owner, except for reproduction in daily press and regular printed publications on sale to the public within 60 days of the event related to those data/results and always provided that copyright symbol appears together as follows below.</p> <p>© DORNA, 2018</p>											

Lapped rider

These data/results cannot be reproduced, stored and/or transmitted in whole or in part by any manner of electronic, mechanical, photocopying, recording, broadcasting or otherwise now known or herein after developed without the previous express consent by the copyright owner, except for reproduction in daily press and regular printed publications on sale to the public within 60 days of the event related to those data/results and always provided that copyright symbol appears together as follows below.

© DORNA, 2018







PTT THAILAND GRAND PRIX

36

4554 m.

2018 Rookie of the Year Classification

Rider	Nation	Points	Leader Previous	QAT	ARG	AME	SPA	FRA	ITA	CAT	NED	GER	CZE	AUT	GBR	RSM	ARA	THA	JPN	AUS	MAL	VAL
1 MASIA Jaume	SPA	61		4	-	-	11	6	-	-	13	10	-	10	-	-	7	-				
2 FOGGIA Dennis	ITA	42	19	19	-	-	-	2	-	7	4	-	4	-	-	9	-	16				
3 LOPEZ Alonso	SPA	31	30	11	-	10	-	13	-	8	-	-	-	-	-	-	-	-				
4 YURCHENKO Makar	KAZ	9	52	22	-	-	-	2	3	-	4	-	-	-	-	-	-	-				
5 MASAKI Kazuki	JPN	8	53	1	3	-	-	-	-	-	-	1	3	-	-	1	-	-				

These data/results cannot be reproduced, stored and/or transmitted in whole or in part by any manner of electronic, mechanical, photocopying, recording, broadcasting or otherwise now known or herein after developed without the previous express consent by the copyright owner, except for reproduction in daily press and regular printed publications on sale to the public within 60 days of the event related to those data/results and always provided that copyright symbol appears together as follows below.

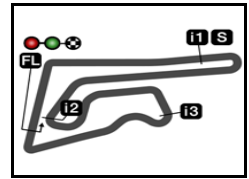
© DORNA, 2018

Official MotoGP Timing by   
www.motogp.com

Buriram, Sunday, October 07, 2018



hang International Circ



4554 m.

Results and timing service provided by **TISSOT**

After the **PTT THAILAND GRAND PRIX**

**Moto3™**

**2018 Riders Performance**

(Qualifying Position - Starting Position - Race Position)

**37**

Rider	Points	QAT	ARG	AME	SPA	FRA	ITA	CAT	NED	GER	CZE	AUT	GBR	RSM	ARA	THA	JPN	AUS	MAL	VAL
1 <b>MARTIN Jorge</b>	204	2	9	1	1	1	1	2	1	1		2	1	1	1	13				
		2-1	29-11	1-1	1-NC	1-NC	1-1	2-NC	1-1	1-1	-	2-3	-NS	1-2	1-1	13-4	-	-	-	-
2 <b>BEZZECCHI Marco</b>	178	6	2	9	5	6	5	9	8	7	14	1	11	6	6	1				
		6-14	2-1	9-3	5-2	6-NC	5-2	9-2	8-NC	7-2	14-6	1-1	-NS	6-NC	18-2	1-NC	-	-	-	-
3 <b>DI GIANNANTONIO Fabio</b>	175	16	6	5	3	8	6	13	7	10	5	16	5	4	10	9				
		16-6	6-3	5-5	3-7	8-4	6-3	13-7	7-9	10-NC	5-1	16-11	-NS	4-3	4-4	9-1	-	-	-	-
4 <b>BASTIANINI Enea</b>	133	10	5	6	8	3	14	1	2	3	10	9	8	5	3	8				
		10-NC	5-4	6-2	7-NC	3-NC	14-6	1-1	2-3	3-NC	10-4	9-2	-NS	5-NC	15-3	8-NC	-	-	-	-
5 <b>CANET Aron</b>	118	7	8	2	15	10	4	5	4	5	6	4	13	3	9					
		7-2	8-2	2-8	14-NC	28-8	4-11	5-NC	4-2	5-5	6-2	4-10	-NS	3-NC	3-NC	-	-	-	-	
6 <b>DALLA PORTA Lorenzo</b>	111	9	15	17	9	11	17	10	5	17	17	11	3	8	16	10				
		9-3	15-7	17-18	8-NL	10-NC	17-8	10-17	5-6	15-13	17-10	11-5	-NS	8-1	22-13	10-2	-	-	-	-
7 <b>RODRIGO Gabriel</b>	108	3	3	12	20	23	12	8	10	12	7	6	7	2	8	20				
		3-5	3-9	12-12	20-10	22-NC	12-4	8-3	10-8	12-NC	7-5	6-8	-NS	2-4	20-NC	20-5	-	-	-	-
8 <b>KORNFEIL Jakub</b>	102	11	18	21	16	2	21	14	11	21	1	13	17	9	13	23				
		11-9	18-14	21-7	15-8	2-6	21-23	14-11	23-5	21-7	1-3	13-13	-NS	9-5	26-11	23-10	-	-	-	-
9 <b>RAMIREZ Marcos</b>	86	15	26	14	18	4	9	25	9	2	3	7	10	21	12	16				
		15-15	26-12	14-NC	17-3	4-3	9-15	24-NC	9-10	2-4	3-7	7-15	-NS	21-16	6-5	16-8	-	-	-	-
10 <b>MIGNO Andrea</b>	76	14	10	16	6	9	15	16	24	25	22	19	25	19	21	28				
		14-10	10-13	16-4	18-13	9-2	15-5	16-NC	18-26	24-12	22-20	19-NC	-NS	19-9	27-12	28-11	-	-	-	-
11 <b>ARENAS Albert</b>	69	23	12	24	24	5	22	19	13	11	15	3	4	13	15	17				
		-NS	12-NC	24-15	24-NC	5-1	22-14	19-NC	19-14	11-NC	15-9	3-4	-NS	13-6	7-7	17-NC	-	-	-	-
12 <b>MASIA Jaume</b>	61	13	11	10	25	20	13	17	20	4	11	12	2	11	2	2				
		13-12	11-NC	10-21	25-5	19-10	13-NC	17-NC	15-4	4-6	11-17	12-6	-NS	11-NC	2-9	2-17	-	-	-	-

NC=Not classified NL=Not finished first lap NP=Not started race re-start N2=Not finished first lap race re-start EX=Excluded NS=Not Started DS=Disqualified

These data/results cannot be reproduced, stored and/or transmitted in whole or in part by any manner of electronic, mechanical, photocopying, recording, broadcasting or otherwise now known or herein after developed without the previous express consent by the copyright owner, except for reproduction in daily press and regular printed publications on sale to the public within 60 days of the event related to those data/results and always provided that copyright symbol appears together as follows below.  
© DORNA, 2018

Official MotoGP Timing by **TISSOT**  
www.motogp.com



	Rider	Points	QAT	ARG	AME	SPA	FRA	ITA	CAT	NED	GER	CZE	AUT	GBR	RSM	ARA	THA	JPN	AUS	MAL	VAL
13	OETTL Philipp	57	8	20	11	2	12	20	18	18	13	4	8	14	24	18	18				
			8-NC	30-23	11-6	2-1	11-15	20-19	18-16	14-18	13-8	4-8	8-14	-NS	-NS	9-19	18-13	-	-	-	-
14	ANTONELLI Niccolò	56	1	7	19	4	7	7	NC	15	16	9	14	12	15	7	5				
			1-4	7-8	19-24	4-11	7-5	7-9	-NS	12-15	19-16	9-11	14-22	-NS	15-10	25-NC	5-NC	-	-	-	-
15	SUZUKI Tatsuki	50	NC	19	4	10	15	2	3	22	15	NC	17	6	16	17	14				
			-NS	19-21	4-9	9-6	14-9	2-17	3-5	16-13	14-NC	28-14	17-18	-NS	16-NC	8-6	14-NC	-	-	-	-
16	MCPHEE John	49	12	22	3	17	25	19	7	6	8	2	30	19	25	23	19				
			12-NC	22-17	3-14	16-NL	27-12	19-12	7-4	6-NC	8-3	2-NC	30-12	-NS	24-NC	10-10	19-NC	-	-	-	-
17	FOGGIA Dennis	42	25	14	7	12	22	27	26	19	27	13	15	21	20	5	25				
			24-16	14-NC	7-16	11-NL	21-14	27-NC	25-9	28-12	30-19	13-12	15-26	-NS	20-7	29-25	25-3	-	-	-	-
18	ARBOLINO Tony	39	26	1	20	21	14	18	22	14	6	16	5	18	12	4	4				
			25-17	1-10	20-20	21-NC	13-7	18-7	22-NC	11-17	6-17	16-15	5-9	-NS	12-11	16-16	4-14	-	-	-	-
19	NORRODIN Adam	37	17	4	25	27	28	8	21	12	18	21	10	15	14	11	22				
			17-11	4-5	25-NC	29-16	26-NC	8-NC	21-13	30-21	16-11	21-NC	10-17	-NS	14-12	5-8	22-15	-	-	-	-
20	TOBA Kaito	33	5	24	28	11	27	10	6	21	24	20	28	26	17	28	26				
			5-7	24-19	28-NC	10-9	25-17	10-20	6-6	29-16	23-18	20-NC	28-16	-NS	17-13	17-26	26-12	-	-	-	-
21	SASAKI Ayumu	32	4	13	8	23	26	3	4	16	9	NC	18	20	10		11				
			4-8	13-16	8-11	23-12	24-16	3-16	4-NC	27-19	9-10	27-22	18-7	-NS	10-NC	-	11-NC	-	-	-	-
22	LOPEZ Alonso	31	21	21	22	7	18	26	24	26	20	25	20	22	30	25	30				
			21-NC	21-6	22-17	6-4	17-19	26-18	27-8	21-25	20-NC	25-18	20-24	-NS	29-NC	12-20	30-NC	-	-	-	-
23	BINDER Darryn	28	20	25	15	30	13	25	20	23		19	27	27	23	26	6				
			20-NC	25-22	15-13	-NS	12-11	25-13	20-NL	17-7	-	19-23	27-19	-NS	23-8	13-18	6-NC	-	-	-	-
24	BULEGA Nicolo	18	22	27	23	22	16	16	12	3	23	18	22	9	7	14	7				
			22-NC	27-NC	23-NC	22-17	15-NC	16-21	12-NC	3-11	25-14	18-19	22-23	-NS	7-NC	21-14	7-7	-	-	-	-
25	PEREZ Vicente	13							28		28	24	29	23	27	24	12				
			-	-	-	-	-	-	-NS	-	27-NC	24-21	29-25	-NS	26-14	11-15	12-6	-	-	-	-
26	FERNANDEZ Raul	13							15		14					19					
			-	-	-	-	-	-	15-10	-	17-9	-	-	-	-	-	23-17	-	-	-	-
27	YURCHENKO Makar	9	24	28	18	13	19	23	23												
			23-19	28-24	18-19	12-14	18-13	23-NC	23-12	-	-	-	-	-	-	-	-	-	-	-	-
28	LOI Livio	8	18	16	26	28	21	30	27	17											
			18-NC	16-15	26-10	26-18	20-21	30-24	28-15	13-24	-	-	-	-	-	-	-	-	-	-	-

NC=Not classified NL=Not finished first lap NP=Not started race re-start N2=Not finished first lap race re-start EX=Excluded NS=Not Started DS=Disqualified

These data/results cannot be reproduced, stored and/or transmitted in whole or in part by any manner of electronic, mechanical, photocopying, recording, broadcasting or otherwise now known or herein after developed without the previous express consent by the copyright owner, except for reproduction in daily press and regular printed publications on sale to the public within 60 days of the event related to those data/results and always provided that copyright symbol appears together as follows below.  
© DORNA, 2018

Official MotoGP Timing by TISSOT  
www.motogp.com



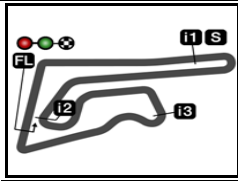
	Rider	Points	QAT	ARG	AME	SPA	FRA	ITA	CAT	NED	GER	CZE	AUT	GBR	RSM	ARA	THA	JPN	AUS	MAL	VAL
29	MASAKI Kazuki	8	19 19-13	17 17-20	27 27-22	14 13-20	17 16-18	11 11-22	11 11-NC	28 24-20	22 22-15	12 12-13	25 25-21	16 -NS	22 22-15	20 24-21	3 3-20				
30	CHANTRA Somkiat	7	-	-	-	-	-	-	-	-	-	-	-	-	-	-	24 24-9				
31	PAGLIANI Manuel	6	-	-	-	-	-	24 24-10	-	-	-	-	-	-	-	-	-				
32	ATIRATPHUVAPAT Nakarin	2	27 26-18	23 23-18	13 13-23	29 27-19	24 23-20	28 28-25	29 26-14	25 20-22	29 28-NC	8 8-16	24 24-28	24 -NS	26 25-18	29 19-24	21 21-NC				
33	OGURA Ai	1	-	-	-	19 19-15	-	-	-	27 22-23	19 18-NC	-	26 26-20	-	-	-	-				
34	WONGTHANANON Apiwath	0	-	-	-	-	-	-	-	-	-	-	-	-	-	-	15 15-16				
35	NEPA Stefano	0	-	-	-	-	-	29 29-NC	-	29 25-27	30 29-21	23 23-NC	21 21-27	29 -NS	29 28-17	27 14-22	27 27-19				
36	ALCOBA Jeremy	0	-	-	-	26 28-NL	-	-	-	-	-	-	-	-	-	22 28-23	29 29-18				
37	MONTELLA Yari	0	-	-	-	-	-	-	-	-	-	-	-	-	28 27-19	-	-				
38	ZANNONI Kevin	0	-	-	-	-	-	-	-	-	-	-	-	-	18 18-20	-	-				
39	GRÜNWARD Luca	0	-	-	-	-	-	-	-	-	26 26-20	-	-	-	-	-	-				
40	SALAC Filip	0	-	-	-	-	-	-	-	-	-	26 26-24	-	-	-	-	-				
41	VAN DE LAGEMAAT Ryan	0	-	-	-	-	-	-	-	30 26-28	-	-	-	-	-	-	-				
42	KOFLER Maximilian	0	-	-	-	-	-	-	-	-	-	-	23 23-29	-	-	-	-				

NC=Not classified NL=Not finished first lap NP=Not started race re-start N2=Not finished first lap race re-start EX=Excluded NS=Not Started DS=Disqualified

These data/results cannot be reproduced, stored and/or transmitted in whole or in part by any manner of electronic, mechanical, photocopying, recording, broadcasting or otherwise now known or herein after developed without the previous express consent by the copyright owner, except for reproduction in daily press and regular printed publications on sale to the public within 60 days of the event related to those data/results and always provided that copyright symbol appears together as follows below.  
© DORNA, 2018

Official MotoGP Timing by TISSOT  
www.motogp.com





4554 m.

**PTT THAILAND GRAND PRIX**  
**Official Starting Grid**

Race : 22 laps = 100.188 km



1	<b>1</b> 1'42.235 <b>12 Marco BEZZECCHI</b> KTM	<b>2</b> 1'42.697 <b>5 Jaime MASIA</b> KTM	<b>3</b> 1'42.716 <b>22 Kazuki MASAKI</b> KTM
2	<b>4</b> 1'42.720 <b>14 Tony ARBOLINO</b> Honda	<b>5</b> 1'42.776 <b>23 Niccolò ANTONELLI</b> Honda	<b>6</b> 1'42.799 <b>40 Darryn BINDER</b> KTM
3	<b>7</b> 1'42.815 <b>8 Nicolo BULEGA</b> KTM	<b>8</b> 1'42.818 <b>33 Enea BASTIANINI</b> Honda	<b>9</b> 1'42.831 <b>21 Fabio DI GIANNANTONIO</b> Honda
4	<b>10</b> 1'42.835 <b>48 Lorenzo DALLA PORTA</b> Honda	<b>11</b> 1'42.942 <b>71 Ayumu SASAKI</b> Honda	<b>12</b> 1'42.961 <b>77 Vicente PEREZ</b> KTM
5	<b>13</b> 1'43.042 <b>88 Jorge MARTIN</b> Honda	<b>14</b> 1'43.058 <b>24 Tatsuki SUZUKI</b> Honda	<b>15</b> 1'43.071 <b>9 Apiwath WONGTHANANON</b> KTM
6	<b>16</b> 1'43.114 <b>42 Marcos RAMIREZ</b> KTM	<b>17</b> 1'43.131 <b>75 Albert ARENAS</b> KTM	<b>18</b> 1'43.133 <b>65 Philipp OETTL</b> KTM
7	<b>19</b> 1'43.179 <b>17 John MCPHEE</b> KTM	<b>20</b> 1'43.204 <b>19 Gabriel RODRIGO</b> KTM	<b>21</b> 1'43.365 <b>41 Nakarin ATIRATPHUVAPAT</b> Honda
8	<b>22</b> 1'43.399 <b>7 Adam NORRODIN</b> Honda	<b>23</b> 1'43.424 <b>84 Jakob KORNFEIL</b> KTM	<b>24</b> 1'43.437 <b>35 Somkiat CHANTRA</b> Honda

The results are provisional until the end of the limit for protest and appeals and until the ratification of the Event Management Committee.

Time limit for protest expires 60' at the latest after publication of the results - Mr. .... Time: .....

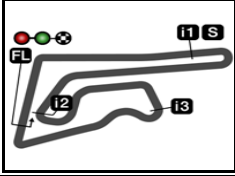
These data/results cannot be reproduced, stored and/or transmitted in whole or in part by any manner of electronic, mechanical, photocopying, recording, broadcasting or otherwise now known or herein after developed without the previous express consent by the copyright owner, except for reproduction in daily press and regular printed publications on sale to the public within 60 days of the event related to those data/results and always provided that copyright symbol appears together as follows below.

© DORNA, 2018

Official MotoGP Timing by TISSOT  
www.motogp.com

Buriram, Sunday, October 07, 2018





4554 m.

## PTT THAILAND GRAND PRIX Official Starting Grid

Race : 22 laps = 100.188 km

9

**25**  
1'43.723  
**10 Dennis FOGGIA**  
KTM

**26**  
1'43.738  
**27 Kaito TOBA**  
Honda

**27**  
1'43.929  
**81 Stefano NEPA**  
KTM

10

**28**  
1'43.964  
**16 Andrea MIGNO**  
KTM

**29**  
1'43.972  
**52 Jeremy ALCOBA**  
Honda

**30**  
1'44.767  
**72 Alonso LOPEZ**  
Honda

The results are provisional until the end of the limit for protest and appeals and until the ratification of the Event Management Committee.

Time limit for protest expires 60' at the latest after publication of the results - Mr. .... Time: .....

These data/results cannot be reproduced, stored and/or transmitted in whole or in part by any manner of electronic, mechanical, photocopying, recording, broadcasting or otherwise now known or herein after developed without the previous express consent by the copyright owner, except for reproduction in daily press and regular printed publications on sale to the public within 60 days of the event related to those data/results and always provided that copyright symbol appears together as follows below.

© DORNA, 2018

Official MotoGP Timing by **TISSOT**  
www.motogp.com

**Buriram, Sunday, October 07, 2018**





4554 m.

## PTT THAILAND GRAND PRIX

## Race

## Top Speed &amp; Average



Rider	Nation	Motorcycle	Top 5 speeds					Average	Top
10 Dennis FOGGIA	ITA	KTM	232.4	231.0	230.7	230.2	230.0	230.9	232.4
14 Tony ARBOLINO	ITA	HONDA	232.2	231.0	230.5	229.9	229.4	230.6	232.2
17 John MCPHEE	GBR	KTM	231.7	231.2	230.9	230.1	229.9	230.6	231.7
35 Somkiat CHANTRA	THA	HONDA	231.4	231.0	230.0	228.7	228.6	229.7	231.4
8 Nicolo BULEGA	ITA	KTM	231.1	230.9	230.7	230.3	229.8	230.6	231.1
19 Gabriel RODRIGO	ARG	KTM	231.0	230.6	230.4	230.3	229.6	230.4	231.0
77 Vicente PEREZ	SPA	KTM	231.0	230.6	230.5	230.4	229.7	230.4	231.0
88 Jorge MARTIN	SPA	HONDA	231.0	229.5	229.0	228.7	228.5	229.3	231.0
5 Jaume MASIA	SPA	KTM	231.0	229.2	229.0	228.4	228.3	229.2	231.0
65 Philipp OETTL	GER	KTM	231.0	229.4	229.3	229.1	229.0	229.6	231.0
22 Kazuki MASAKI	JPN	KTM	230.8	230.3	229.7	229.6	229.5	230.0	230.8
42 Marcos RAMIREZ	SPA	KTM	230.2	230.1	230.1	230.0	229.3	229.9	230.2
71 Ayumu SASAKI	JPN	HONDA	230.2	229.2	228.2	224.7	224.3	227.3	230.2
33 Enea BASTIANINI	ITA	HONDA	229.9	229.6	229.4	229.2	229.2	229.5	229.9
21 Fabio DI GIANNANTONIO	ITA	HONDA	229.7	229.4	228.5	228.2	228.2	228.8	229.7
41 Nakarin ATIRATPHUVAPAT	THA	HONDA	229.7	228.4	227.4	225.1	222.4	226.6	229.7
81 Stefano NEPA	ITA	KTM	229.5	229.2	228.5	227.8	226.2	228.2	229.5
27 Kaito TOBA	JPN	HONDA	229.4	228.6	228.2	227.7	227.1	228.2	229.4
7 Adam NORRODIN	MAL	HONDA	228.9	227.8	227.8	225.7	225.4	227.1	228.9
40 Darryn BINDER	RSA	KTM	228.9	223.5	221.5	219.3		223.3	228.9
16 Andrea MIGNO	ITA	KTM	228.8	228.5	227.6	227.4	226.5	227.8	228.8
23 Niccolò ANTONELLI	ITA	HONDA	228.7	228.0	227.6	225.9	225.5	227.1	228.7
24 Tatsuki SUZUKI	JPN	HONDA	228.7	228.3	227.2	226.8	225.4	227.3	228.7
48 Lorenzo DALLA PORTA	ITA	HONDA	228.6	227.8	227.7	225.4	225.0	226.9	228.6
52 Jeremy ALCOBA	SPA	HONDA	228.5	228.1	225.6	225.3	225.0	226.5	228.5
84 Jakub KORNFEIL	CZE	KTM	228.3	228.0	227.6	227.5	227.4	227.7	228.3
9 Apiwath WONGTHANANON	THA	KTM	228.2	227.6	227.5	227.5	227.4	227.6	228.2
75 Albert ARENAS	SPA	KTM	228.1	227.0	226.5	225.7	216.2	224.7	228.1
72 Alonso LOPEZ	SPA	HONDA	227.9	225.3	224.5	223.4		225.3	227.9
12 Marco BEZZECCHI	ITA	KTM	227.2	226.3	226.1	224.8	223.3	225.5	227.2

These data/results cannot be reproduced, stored and/or transmitted in whole or in part by any manner of electronic, mechanical, photocopying, recording, broadcasting or otherwise now known or herein after developed without the previous express consent by the copyright owner, except for reproduction in daily press and regular printed publications on sale to the public within 60 days of the event related to those data/results and always provided that copyright symbol appears together as follows below.

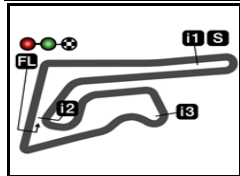
© DORNA, 2018

Official MotoGP Timing by TISSOT  
www.motogp.com

Buriram, Sunday, October 07, 2018







4554 m.

**PTT THAILAND GRAND PRIX**  
**Race**  
**Fastest Laps Sequence**

Lap	Race Time	 Rider	Nation	Motorcycle	Time	Km/h	Riders's Lap
2	<b>3'29.027</b>	12 <b>Marco BEZZECCHI</b>	ITA	KTM	<b>1'43.395</b>	158.5	2
2	<b>3'29.548</b>	40 <b>Darryn BINDER</b>	RSA	KTM	<b>1'43.165</b>	158.9	2
2	<b>3'30.195</b>	48 <b>Lorenzo DALLA PORTA</b>	ITA	HONDA	<b>1'43.062</b>	159.0	2
3	<b>5'13.765</b>	75 <b>Albert ARENAS</b>	SPA	KTM	<b>1'43.039</b>	159.1	3
3	<b>5'15.309</b>	19 <b>Gabriel RODRIGO</b>	ARG	KTM	<b>1'43.030</b>	159.1	3
3	<b>5'15.671</b>	10 <b>Dennis FOGGIA</b>	ITA	KTM	<b>1'42.963</b>	159.2	3

These data/results cannot be reproduced, stored and/or transmitted in whole or in part by any manner of electronic, mechanical, photocopying, recording, broadcasting or otherwise now known or herein after developed without the previous express consent by the copyright owner, except for reproduction in daily press and regular printed publications on sale to the public within 60 days of the event related to those data/results and always provided that copyright symbol appears together as follows below.

© DORNA, 2018

Official MotoGP Timing by TISSOT  
 www.motogp.com

**Buriram, Sunday, October 07, 2018**

