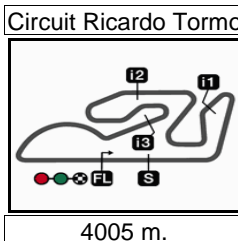


GRAN PREMIO MOTUL DE LA COMUNITAT VALENCIANA


Race

Classification after 23 laps = 92.115 km

29



4005 m.

Pos		Rider	Nation	Team	Motorcycle	Total Time	Km/h	Gap
1	25	61 Can ONCU	TUR	Red Bull KTM Ajo	KTM	43'06.370	128.2	
2	20	88 Jorge MARTIN	SPA	Del Conca Gresini Moto3	HONDA	43'10.441	128.0	4.071
3	16	17 John MCPHEE	GBR	CIP - Green Power	KTM	43'12.500	127.9	6.130
4	13	21 Fabio DI GIANNANTONIO	ITA	Del Conca Gresini Moto3	HONDA	43'19.267	127.5	12.897
5	11	33 Enea BASTIANINI	ITA	Leopard Racing	HONDA	43'21.105	127.4	14.735
6	10	5 Jaume MASIA	SPA	Bester Capital Dubai	KTM	43'28.354	127.1	21.984
7	9	23 Niccolò ANTONELLI	ITA	SIC58 Squadra Corse	HONDA	43'33.011	126.9	26.641
8	8	41 Nakarin ATIRATPHUVAP	THA	Honda Team Asia	HONDA	43'37.128	126.7	30.758
9	7	42 Marcos RAMIREZ	SPA	Bester Capital Dubai	KTM	43'39.781	126.5	33.411
10	6	31 Celestino VIETTI	ITA	SKY Racing Team VR46	KTM	43'45.378	126.3	39.008
11	5	71 Ayumu SASAKI	JPN	Petronas Sprinta Racing	HONDA	43'48.702	126.1	42.332
12	4	81 Stefano NEPA	ITA	CIP - Green Power	KTM	43'55.301	125.8	48.931
13	3	25 Raul FERNANDEZ	SPA	Angel Nieto Team	KTM	44'00.804	125.5	54.434
14	2	16 Andrea MIGNO	ITA	Angel Nieto Team Moto3	KTM	44'00.955	125.5	54.585
15	1	84 Jakub KORNFEIL	CZE	Redox PruestelGP	KTM	44'02.794	125.4	56.424
16		22 Kazuki MASAKI	JPN	RBA BOE Skull Rider	KTM	44'03.592	125.4	57.222
17		19 Gabriel RODRIGO	ARG	RBA BOE Skull Rider	KTM	44'06.911	125.2	1'00.541
18		48 Lorenzo DALLA PORTA	ITA	Leopard Racing	HONDA	44'41.463	123.6	1'35.093
19		40 Darryn BINDER	RSA	Red Bull KTM Ajo	KTM	43'32.841	121.3	1 lap
20		12 Marco BEZZECCHI	ITA	Redox PruestelGP	KTM	44'00.405	120.1	1 lap
Not classified								
		77 Vicente PEREZ	SPA	Reale Avintia Academy 77	KTM	40'00.677	126.1	2 laps
		65 Philipp OETTL	GER	Sudmetal Schedl GP Racing	KTM	29'48.875	120.8	8 laps
		14 Tony ARBOLINO	ITA	Marinelli Snipers Team	HONDA	20'35.928	128.3	12 laps
		26 Izam IKMAL	MAL	Petronas Sprinta Racing	HONDA	13'52.413	121.2	16 laps
		75 Albert ARENAS	SPA	Angel Nieto Team Moto3	KTM	11'26.476	126.0	17 laps
		27 Kaito TOBA	JPN	Honda Team Asia	HONDA	7'51.241	122.3	19 laps
		10 Dennis FOGGIA	ITA	SKY Racing Team VR46	KTM	2'05.322	115.0	22 laps
Not finished first lap								
		44 Aron CANET	SPA	Estrella Galicia 0,0	HONDA			
		72 Alonso LOPEZ	SPA	Estrella Galicia 0,0	HONDA			
		24 Tatsuki SUZUKI	JPN	SIC58 Squadra Corse	HONDA			

The results are provisional until the end of the limit for protest and appeals.

Time limit for protest expires 30' after publication of the results - Time:

These data/results cannot be reproduced, stored and/or transmitted in whole or in part by any manner of electronic, mechanical, photocopying, recording, broadcasting or otherwise now known or herein after developed without the previous express consent by the copyright owner, except for reproduction in daily press and regular printed publications on sale to the public within 60 days of the event related to those data/results and always provided that copyright symbol appears together as follows below.

© DORNA, 2018

Official MotoGP Timing by TISSOT
www.motogp.com

Cheste, Sunday, November 18, 2018

Page 1 of 2

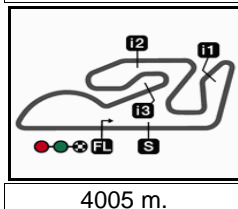


GRAN PREMIO MOTUL DE LA COMUNITAT VALENCIANA

Race

Classification after 23 laps = 92.115 km

29



Pos	Rider	Nation	Team	Motorcycle	Total Time	Km/h	Gap
-----	-------	--------	------	------------	------------	------	-----

Race condition: Wet

Air: 14°
Humidity: 98%
Ground: 14°

Pole Position:

		Tony ARBOLINO	1'46.773	135.0 Km/h
Fastest Lap:	Lap 8	Tony ARBOLINO	1'51.172	129.6 Km/h
Circuit Record Lap:	2017	Marcos RAMIREZ	1'39.109	145.4 Km/h
Circuit Best Lap:	2017	Jorge MARTIN	1'38.428	146.4 Km/h

10:45'00

10:51'37

10:58'00

11:01'16

11:02'10 Philipp OETTL
11:02'11 Tatsuki SUZUKI
11:02'11 Aron CANET
11:02'11 Lorenzo DALLA PORTA
11:02'17 Alonso LOPEZ

11:02'48

11:03'13 Lorenzo DALLA PORTA

11:04'53 Dennis FOGGIA

11:06'06 Darryn BINDER

11:06'37 Darryn BINDER

11:07'40 Marco BEZZECCHI

11:07'52 Marco BEZZECCHI

11:10'11 Raul FERNANDEZ

11:10'20 Raul FERNANDEZ

11:10'46 Kaito TOBA

11:12'58 Lorenzo DALLA PORTA

11:13'19 Albert ARENAS

11:13'54 Vicente PEREZ

11:16'15 Izam IKMAL

11:16'44 Vicente PEREZ

11:22'33 Tony ARBOLINO

11:24'11 Marco BEZZECCHI

11:24'11 Jakub KORNFEIL

11:24'18 Marco BEZZECCHI

11:24'25 Jakub KORNFEIL

11:28'44 Marco BEZZECCHI

11:29'10 Marco BEZZECCHI

11:31'06 Philipp OETTL

11:42'05 Vicente PEREZ

SIGHTING LAP START

Race declared wet

WARM UP LAP START

RACE START

starting from pit lane

crashed out - Rider OK

crashed out - Rider OK

crashed out - Rider OK

crashed out - Rider OK

No jump start

re-joined race

crashed out - Rider OK

crashed out - Rider OK

re-joined race

crashed out - Rider OK

re-joined race

crashed out - Rider OK

re-joined race

crashed out - Rider OK

to drop 1 position - due to overtaking under yellow flag

crashed out - Rider OK

Track limits warning

crashed out - Rider OK

to drop 1 position - due to exceeding track limit

crashed out - Rider OK

crashed out - Rider OK

crashed out - Rider OK

re-joined race

re-joined race

entered pits

re-joined race

entered pits and retired

crashed out - Rider OK

The results are provisional until the end of the limit for protest and appeals.

Time limit for protest expires 30' after publication of the results - Time:

These data/results cannot be reproduced, stored and/or transmitted in whole or in part by any manner of electronic, mechanical, photocopying, recording, broadcasting or otherwise now known or herein after developed without the previous express consent by the copyright owner, except for reproduction in daily press and regular printed publications on sale to the public within 60 days of the event related to those data/results and always provided that copyright symbol appears together as follows below.

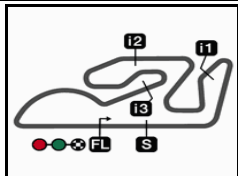
© DORNA, 2018

Official MotoGP Timing by TISSOT
www.motogp.com

Cheste, Sunday, November 18, 2018

Page 2 of 2





4005 m.

GRAN PREMIO MOTUL DE LA COMUNITAT VALENCIANA

Moto3™

World Championship Classification

30

Rider		Points	Leader	Previous	QAT	ARG	AME	SPA	FRA	ITA	CAT	NED	GER	CZE	AUT	GBR	RSM	ARA	THA	JPN	AUS	MAL	VAL	
1	MARTIN Jorge	SPA	260		25	5	25	-	-	25	-	25	25	-	16	-	20	25	13	-	11	25	20	
2	DI GIANNANTONIO Fabi	ITA	218	42	42	10	16	11	9	13	16	9	7	-	25	5	-	16	13	25	-	20	10	13
3	BEZZECCHI Marco	ITA	214	46	4	2	25	16	20	-	20	20	-	20	10	25	-	-	20	-	25	-	11	0
4	BASTIANINI Enea	ITA	177	83	37	-	13	20	-	-	10	25	16	-	13	20	-	-	16	-	9	8	16	11
5	DALLA PORTA Lorenzo	ITA	151	109	26	16	9	0	-	-	8	0	10	3	6	11	-	25	3	20	20	-	20	0
6	CANET Aron	SPA	128	132	23	20	20	8	-	8	5	-	20	11	20	6	-	-	-	-	-	10	-	-
7	RODRIGO Gabriel	ARG	116	144	12	11	7	4	6	-	13	16	8	-	11	8	-	13	-	11	8	-	-	0
8	KORNFEIL Jakub	CZE	116	144	0	7	2	9	8	10	0	5	11	9	16	3	-	11	5	6	6	7	0	1
9	ARENAS Albert	SPA	107	153	9	-	-	1	-	25	2	-	2	-	7	13	-	10	9	-	-	25	13	-
10	RAMIREZ Marcos	SPA	102	158	5	1	4	-	16	16	1	-	6	13	9	1	-	0	11	8	4	-	5	7
11	MIGNO Andrea	ITA	84	176	18	6	3	13	3	20	11	-	0	4	0	-	-	7	4	5	3	3	0	2
12	MCPHEE John	GBR	78	182	6	-	0	2	-	4	4	13	-	16	-	4	-	-	6	-	11	2	-	16
13	MASIA Jaume	SPA	76	184	2	4	-	0	11	6	-	-	13	10	0	10	-	-	7	0	5	-	-	10
14	SUZUKI Tatsuki	JPN	71	189	5	-	0	7	10	7	0	11	3	-	2	0	-	-	10	-	1	13	7	-
15	ANTONELLI Niccolò	ITA	71	189	0	13	8	0	5	11	7	-	1	0	5	0	-	6	-	-	-	-	6	9
16	OETTL Philipp	GER	58	202	13	-	0	10	25	1	0	0	8	8	2	-	-	0	3	0	1	0	0	-
17	BINDER Darryn	RSA	57	203	1	-	0	3	-	5	3	-	9	-	0	0	-	8	0	-	16	4	9	0
18	ARBOLINO Tony	ITA	57	203	0	0	6	0	-	9	9	-	0	0	1	7	-	5	0	2	10	-	8	-
19	FOGGIA Dennis	ITA	55	205	2	0	-	0	-	2	-	7	4	0	4	0	-	9	0	16	13	-	-	-
20	SASAKI Ayumu	JPN	50	210	5	8	0	5	4	0	0	-	0	6	0	9	-	-	-	-	7	6	0	5
21	NORRODIN Adam	MAL	46	214	4	5	11	-	0	-	-	3	0	5	-	0	-	4	8	1	0	9	0	-
22	TOBA Kaito	JPN	37	223	9	9	0	-	7	0	0	10	0	0	-	0	-	3	0	4	0	0	4	-

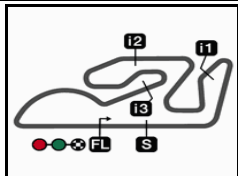
These data/results cannot be reproduced, stored and/or transmitted in whole or in part by any manner of electronic, mechanical, photocopying, recording, broadcasting or otherwise now known or herein after developed without the previous express consent by the copyright owner, except for reproduction in daily press and regular printed publications on sale to the public within 60 days of the event related to those data/results and always provided that copyright symbol appears together as follows below.
© DORNA, 2018

Official MotoGP Timing by TISSOT
www.motogp.com

Cheste, Sunday, November 18, 2018

Page 1 of 4





4005 m.

GRAN PREMIO MOTUL DE LA COMUNITAT VALENCIANA

Moto3™

World Championship Classification

30

Rider		Points	Leader	Previous	QAT	ARG	AME	SPA	FRA	ITA	CAT	NED	GER	CZE	AUT	GBR	RSM	ARA	THA	JPN	AUS	MAL	VAL	
23	LOPEZ Alonso	SPA	36	224	1	-	10	0	13	0	0	8	0	-	0	0	-	-	0	-	0	5	-	-
24	ONCU Can	TUR	25	235	11	-	-	-	-	-	-	-	-	-	-	-	-	-	-	-	-	-	-	25
25	VIETTI Celestino	ITA	24	236	1	-	-	-	-	-	-	-	-	-	-	-	-	-	-	2	16	-	6	
26	BULEGA Nicolo	ITA	18	242	6	-	-	-	0	-	0	-	5	2	0	0	-	-	2	9	-	-	-	-
27	PEREZ Vicente	SPA	16	244	2	-	-	-	-	-	-	-	-	0	0	-	2	1	10	-	0	3	-	
28	FERNANDEZ Raul	SPA	16	244	0	-	-	-	-	-	-	6	-	7	-	-	-	0	-	-	-	-	3	
29	ATIRATPHUVAPAT Nak	THA	12	248	4	0	0	0	0	0	0	2	0	-	0	0	-	0	-	0	0	2	8	
30	YURCHENKO Makar	KAZ	9	251	3	0	0	0	2	3	-	4	-	-	-	-	-	-	-	-	-	0	-	
31	MASAKI Kazuki	JPN	9	251	0	3	0	0	0	0	-	0	1	3	0	-	1	0	0	0	-	1	0	
32	LOI Livio	BEL	8	252	1	-	1	6	0	0	0	1	0	-	-	-	-	-	-	-	-	-	-	
33	CHANTRA Somkiat	THA	7	253	1	-	-	-	-	-	-	-	-	-	-	-	-	-	7	-	-	-	-	
34	PAGLIANI Manuel	ITA	6	254	1	-	-	-	-	-	6	-	-	-	-	-	-	-	-	-	-	-	-	
35	NEPA Stefano	ITA	4	256	2	-	-	-	-	-	-	0	0	-	0	-	0	0	0	0	0	0	4	
36	OGURA Ai	JPN	1	259	3	-	-	-	1	-	-	-	0	-	0	-	-	-	-	-	-	-	-	
37	MONTELLA Yari	ITA	0	260	1	-	-	-	-	-	-	-	-	-	-	-	0	-	-	-	0	-	-	
38	WONGTHANANON Apiw	THA	0	260	0	-	-	-	-	-	-	-	-	-	-	-	-	-	0	-	-	0	-	
39	ALCOBA Jeremy	SPA	0	260	0	-	-	-	-	-	-	-	-	-	-	-	-	0	0	-	-	-	-	
40	ZANNONI Kevin	ITA	0	260	0	-	-	-	-	-	-	-	-	-	-	-	0	-	-	-	-	-	-	
41	GRÜNWALD Luca	GER	0	260	0	-	-	-	-	-	-	-	0	-	-	-	-	-	-	-	-	-	-	
42	OKAZAKI Shizuka	JPN	0	260	0	-	-	-	-	-	-	-	-	-	-	-	-	-	-	0	-	-	-	
44	FUKUSHIMA Yuto	JPN	0	260	0	-	-	-	-	-	-	-	-	-	-	-	-	-	-	0	-	-	-	
45	SALAC Filip	CZE	0	260	0	-	-	-	-	-	-	-	-	0	-	-	-	-	-	-	-	-	-	

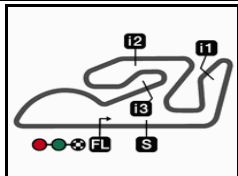
These data/results cannot be reproduced, stored and/or transmitted in whole or in part by any manner of electronic, mechanical, photocopying, recording, broadcasting or otherwise now known or herein after developed without the previous express consent by the copyright owner, except for reproduction in daily press and regular printed publications on sale to the public within 60 days of the event related to those data/results and always provided that copyright symbol appears together as follows below.
© DORNA, 2018

Official MotoGP Timing by TISSOT
www.motogp.com

Cheste, Sunday, November 18, 2018

Page 2 of 4





4005 m.

GRAN PREMIO MOTUL DE LA COMUNITAT VALENCIANA

Moto3™

World Championship Classification

30

Rider	Points	Leader	Previous	QAT	ARG	AME	SPA	FRA	ITA	CAT	NED	GER	CZE	AUT	GBR	RSM	ARA	THA	JPN	AUS	MAL	VAL	
46 VAN DE LAGEMAAT Ry	NED	0	260	0	-	-	-	-	-	-	0	-	-	-	-	-	-	-	-	-	-	-	-
47 KOFLER Maximilian	AUT	0	260	0	-	-	-	-	-	-	-	-	-	0	-	-	-	-	-	-	-	-	-

Constructor	Points	Leader	Previous	QAT	ARG	AME	SPA	FRA	ITA	CAT	NED	GER	CZE	AUT	GBR	RSM	ARA	THA	JPN	AUS	MAL	VAL
1 HONDA	401			25	20	25	13	13	25	25	25	25	25	20	-	25	25	25	20	20	25	20
2 KTM	353	48	48	11	25	16	25	25	20	20	13	20	16	25	-	13	20	16	25	25	13	25

Team	Points	Leader	Previous	QAT	ARG	AME	SPA	FRA	ITA	CAT	NED	GER	CZE	AUT	GBR	RSM	ARA	THA	JPN	AUS	MAL	VAL
1 DEL CONCA GRESINI MOTO3	478			35	21	36	9	13	41	9	32	25	25	21	-	36	38	38	-	31	35	33
2 REDOX PRUESTELGP	330	148	148	9	27	25	28	10	20	25	11	29	26	28	-	11	25	6	31	7	11	1
3 LEOPARD RACING	328	150	2	16	22	20	-	-	18	25	26	3	19	31	-	25	19	20	29	8	36	11
4 ANGEL NIETO TEAM MOTO3	191	287	137	6	3	14	3	45	13	-	2	4	7	13	-	17	13	5	3	28	13	2
5 BESTER CAPITAL DUBAI	178	300	13	5	4	-	27	22	1	-	19	23	9	11	-	-	18	8	9	-	5	17
6 ESTRELLA GALICIA 0,0	164	314	14	20	30	8	13	8	5	8	20	11	20	6	-	-	-	-	-	15	-	-
7 SIC58 SQUADRA CORSE	142	336	22	13	8	7	15	18	7	11	4	-	7	-	-	6	10	-	1	13	13	9
8 RBA BOE SKULL RIDER	125	353	17	14	7	4	6	-	13	16	8	1	14	8	-	14	-	11	8	-	1	-
9 SKY RACING TEAM VR46	97	381	28	-	-	-	-	2	-	7	9	2	4	-	-	9	2	25	15	16	-	6
10 PETRONAS SPRINTA RACING	96	382	1	13	11	5	4	-	-	3	-	11	-	9	-	4	8	1	7	15	-	5
11 CIP - GREEN POWER	91	387	5	-	-	2	2	7	4	17	-	16	-	4	-	-	6	-	11	2	-	20
12 RED BULL KTM AJO	64	414	27	-	-	3	-	5	3	-	9	7	-	-	-	8	-	-	16	4	9	-

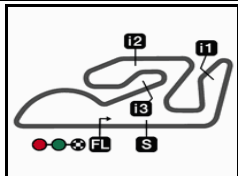
These data/results cannot be reproduced, stored and/or transmitted in whole or in part by any manner of electronic, mechanical, photocopying, recording, broadcasting or otherwise now known or herein after developed without the previous express consent by the copyright owner, except for reproduction in daily press and regular printed publications on sale to the public within 60 days of the event related to those data/results and always provided that copyright symbol appears together as follows below.
© DORNA, 2018

Official MotoGP Timing by TISSOT
www.motogp.com

Cheste, Sunday, November 18, 2018

Page 3 of 4





4005 m.

GRAN PREMIO MOTUL DE LA COMUNITAT VALENCIANA

Moto3™

World Championship Classification

30

Team	Points	Leader Previous	QAT	ARG	AME	SPA	FRA	ITA	CAT	NED	GER	CZE	AUT	GBR	RSM	ARA	THA	JPN	AUS	MAL	VAL	
13 SUDMETAL SCHEDL GP RACI	58	420	6	-	-	10	25	1	-	-	-	8	8	2	-	-	-	3	-	1	-	-
14 MARINELLI SNIPERS TEAM	57	421	1	-	6	-	-	9	9	-	-	-	1	7	-	5	-	2	10	-	8	-
15 HONDA TEAM ASIA	49	429	8	9	-	-	7	-	-	12	-	-	-	-	3	-	4	-	-	6	8	
16 REALE AVINTIA ACADEMY 77	24	454	25	-	1	6	-	-	-	1	-	-	-	-	2	1	10	-	-	3	-	

These data/results cannot be reproduced, stored and/or transmitted in whole or in part by any manner of electronic, mechanical, photocopying, recording, broadcasting or otherwise now known or herein after developed without the previous express consent by the copyright owner, except for reproduction in daily press and regular printed publications on sale to the public within 60 days of the event related to those data/results and always provided that copyright symbol appears together as follows below.
© DORNA, 2018

Official MotoGP Timing by TISSOT
www.motogp.com

Cheste, Sunday, November 18, 2018

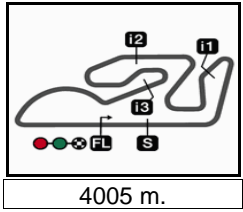


GRAN PREMIO MOTUL DE LA COMUNITAT VALENCIANA

Race

Lap Chart

31



4005 m.

Pos	1	2	3	4	5	6	7	8	9	10	11	12	13	14	15	16	17	18	19	20	21	22	23	24	25	26	27	28	29	30
Grid	14	41	17	61	44	12	42	84	75	25	72	77	88	33	21	5	10	24	40	48	27	22	31	71	23	65	16	81	19	26



1	14	12	61	17	84	75	42	21	40	88	41	25	77	33	5	10	31	71	22	27	81	23	16	19	26	65	48
2	14	12	61	17	84	21	75	88	42	40	33	5	41	77	31	22	71	27	81	23	16	19	25	26	65	48	
3	14	12	61	17	21	88	75	84	42	33	5	41	77	31	22	27	81	71	23	16	25	19	26	65	48	40	
4	14	61	17	21	88	75	84	42	33	5	41	77	31	27	22	81	71	23	25	16	19	12	26	65	48	40	
5	14	61	17	21	88	75	84	42	33	5	41	77	31	81	71	23	22	16	19	12	26	25	48	65	40		
6	14	61	17	21	88	75	84	33	42	5	41	77	31	81	71	23	22	16	19	12	26	25	48	65	40		
7	14	61	21	88	17	84	33	5	42	41	77	31	23	81	71	22	12	16	19	25	26	65	48	40			
8	14	61	21	88	17	84	5	33	42	41	31	77	23	81	71	12	22	16	19	25	48	65	40				
9	14	61	21	88	17	84	33	5	42	41	31	77	23	81	71	12	22	19	16	25	48	65	40				
10	14	61	21	88	17	84	33	5	42	41	31	23	77	12	81	71	22	19	16	25	48	65	40				
L a P S	11	14	61	21	88	17	84	33	5	42	41	23	31	77	12	71	81	22	19	16	25	48	65	40			
12	61	21	88	17	33	5	42	41	23	31	77	71	81	22	19	16	84	25	12	48	65	40					
13	61	21	88	17	33	5	42	41	23	31	77	71	81	22	19	16	25	84	12	48	40	65					
14	61	21	88	17	33	5	42	41	23	31	77	71	81	22	19	16	25	84	12	48	40	65					
15	61	21	88	17	33	5	42	41	23	31	77	71	81	22	19	16	25	84	48	40	65	12					
16	61	88	21	17	33	5	42	41	23	31	77	71	81	22	19	16	25	84	48	40	12						
17	61	88	21	17	33	5	42	41	23	31	77	71	81	22	19	16	25	84	48	40	12						
18	61	88	17	21	33	5	42	41	23	31	77	71	81	22	19	16	25	84	48	40	12						
19	61	88	17	21	33	5	42	41	23	31	77	71	81	22	19	25	16	84	48	40	12						
20	61	88	17	21	33	5	23	41	42	31	77	71	81	25	22	16	19	84	48	40	12						
21	61	88	17	21	33	5	23	41	42	31	77	71	81	25	16	84	19	22	48	40	12						
22	61	88	17	21	33	5	23	41	42	31	71	81	25	16	84	22	19	48	40	12							
23	61	88	17	21	33	5	23	41	42	31	71	81	25	16	84	22	19	48									

Winner Lapped rider

These data/results cannot be reproduced, stored and/or transmitted in whole or in part by any manner of electronic, mechanical, photocopying, recording, broadcasting or otherwise now known or herein after developed without the previous express consent by the copyright owner, except for reproduction in daily press and regular printed publications on sale to the public within 60 days of the event related to those data/results and always provided that copyright symbol appears together as follows below.

© DORNA, 2018

Official MotoGP Timing by TISSOT
www.motogp.com

Cheste, Sunday, November 18, 2018

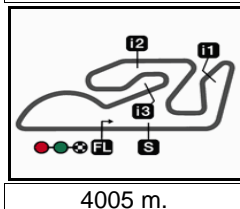


GRAN PREMIO MOTUL DE LA COMUNITAT VALENCIANA

Race

Fastest Lap of Each Rider

32



4005 m.

	Rider	Nation	Team	Motorcycle	Time	Lap Total	Gap
1	14 Tony ARBOLINO	ITA	Marinelli Snipers Team	HONDA	1'51.172	8 11	
2	61 Can ONCU	TUR	Red Bull KTM Ajo	KTM	1'51.373	9 23	0.201 0.201
3	21 Fabio DI GIANNANTONIO	ITA	Del Conca Gresini Moto3	HONDA	1'51.477	9 23	0.305 0.104
4	12 Marco BEZZECCHI	ITA	Redox PruestelGP	KTM	1'51.533	11 22	0.361 0.056
5	88 Jorge MARTIN	SPA	Del Conca Gresini Moto3	HONDA	1'51.541	9 23	0.369 0.008
6	17 John MCPHEE	GBR	CIP - Green Power	KTM	1'51.666	10 23	0.494 0.125
7	33 Enea BASTIANINI	ITA	Leopard Racing	HONDA	1'51.771	22 23	0.599 0.105
8	5 Jaume MASIA	SPA	Bester Capital Dubai	KTM	1'51.911	16 23	0.739 0.140
9	41 Nakarin ATIRATPHUVAPAT	THA	Honda Team Asia	HONDA	1'51.957	16 23	0.785 0.046
10	23 Niccolò ANTONELLI	ITA	SIC58 Squadra Corse	HONDA	1'51.965	17 23	0.793 0.008
11	75 Albert ARENAS	SPA	Angel Nieto Team Moto3	KTM	1'52.014	5 6	0.842 0.049
12	25 Raul FERNANDEZ	SPA	Angel Nieto Team	KTM	1'52.255	14 23	1.083 0.241
13	84 Jakub KORNFEL	CZE	Redox PruestelGP	KTM	1'52.514	15 23	1.342 0.259
14	42 Marcos RAMIREZ	SPA	Bester Capital Dubai	KTM	1'52.713	11 23	1.541 0.199
15	71 Ayumu SASAKI	JPN	Petronas Sprinta Racing	HONDA	1'52.765	16 23	1.593 0.052
16	16 Andrea MIGNO	ITA	Angel Nieto Team Moto3	KTM	1'52.834	23 23	1.662 0.069
17	31 Celestino VIETTI	ITA	SKY Racing Team VR46	KTM	1'52.876	10 23	1.704 0.042
18	77 Vicente PEREZ	SPA	Reale Avintia Academy 77	KTM	1'52.905	12 21	1.733 0.029
19	48 Lorenzo DALLA PORTA	ITA	Leopard Racing	HONDA	1'53.012	20 23	1.840 0.107
20	19 Gabriel RODRIGO	ARG	RBA BOE Skull Rider	KTM	1'53.086	11 23	1.914 0.074
21	22 Kazuki MASAKI	JPN	RBA BOE Skull Rider	KTM	1'53.337	22 23	2.165 0.251
22	81 Stefano NEPA	ITA	CIP - Green Power	KTM	1'53.345	9 23	2.173 0.008
23	40 Darryn BINDER	RSA	Red Bull KTM Ajo	KTM	1'54.378	12 22	3.206 1.033
24	27 Kaito TOBA	JPN	Honda Team Asia	HONDA	1'54.507	3 4	3.335 0.129
25	65 Philipp OETTL	GER	Sudmetal Schedl GP Racing	KTM	1'55.053	11 15	3.881 0.546
26	26 Izam IKMAL	MAL	Petronas Sprinta Racing	HONDA	1'55.652	7 7	4.480 0.599

These data/results cannot be reproduced, stored and/or transmitted in whole or in part by any manner of electronic, mechanical, photocopying, recording, broadcasting or otherwise now known or herein after developed without the previous express consent by the copyright owner, except for reproduction in daily press and regular printed publications on sale to the public within 60 days of the event related to those data/results and always provided that copyright symbol appears together as follows below.

© DORNA, 2018

Official MotoGP Timing by TISSOT
www.motogp.com

Cheste, Sunday, November 18, 2018





GRAN PREMIO MOTUL DE LA COMUNITAT VALENCIANA

After the Race

Event Best Maximum Speed

33



Rider	Nation Team	Motorcycle	Km/h	
10 Dennis FOGGIA	ITA SKY Racing Team VR46	KTM	220.6	Qualifying
14 Tony ARBOLINO	ITA Marinelli Snipers Team	HONDA	220.5	Free Practice Nr. 3
88 Jorge MARTIN	SPA Del Conca Gresini Moto3	HONDA	219.0	Qualifying
42 Marcos RAMIREZ	SPA Bester Capital Dubai	KTM	219.0	Qualifying
48 Lorenzo DALLA PORTA	ITA Leopard Racing	HONDA	218.4	Qualifying
16 Andrea MIGNO	ITA Angel Nieto Team Moto3	KTM	218.1	Free Practice Nr. 3
84 Jakub KORNFEIL	CZE Redox PruestelGP	KTM	217.6	Qualifying
23 Niccolò ANTONELLI	ITA SIC58 Squadra Corse	HONDA	217.4	Free Practice Nr. 3
12 Marco BEZZECCHI	ITA Redox PruestelGP	KTM	217.3	Free Practice Nr. 3
22 Kazuki MASAKI	JPN RBA BOE Skull Rider	KTM	217.2	Qualifying
71 Ayumu SASAKI	JPN Petronas Sprinta Racing	HONDA	217.2	Qualifying
33 Enea BASTIANINI	ITA Leopard Racing	HONDA	216.7	Qualifying
5 Jaume MASIA	SPA Bester Capital Dubai	KTM	216.6	Qualifying
72 Alonso LOPEZ	SPA Estrella Galicia 0,0	HONDA	216.4	Free Practice Nr. 3
24 Tatsuki SUZUKI	JPN SIC58 Squadra Corse	HONDA	216.3	Qualifying
25 Raul FERNANDEZ	SPA Angel Nieto Team	KTM	216.3	Race
31 Celestino VIETTI	ITA SKY Racing Team VR46	KTM	216.3	Free Practice Nr. 3
77 Vicente PEREZ	SPA Reale Avintia Academy 77	KTM	216.3	Free Practice Nr. 3
75 Albert ARENAS	SPA Angel Nieto Team Moto3	KTM	215.9	Qualifying
17 John MCPHEE	GBR CIP - Green Power	KTM	215.8	Qualifying
44 Aron CANET	SPA Estrella Galicia 0,0	HONDA	215.6	Qualifying
65 Philipp OETTL	GER Sudmetal Schedl GP Racing	KTM	215.6	Free Practice Nr. 3
19 Gabriel RODRIGO	ARG RBA BOE Skull Rider	KTM	215.4	Qualifying
41 Nakarin ATIRATPHUVAPAT	THA Honda Team Asia	HONDA	215.3	Qualifying
40 Darryn BINDER	RSA Red Bull KTM Ajo	KTM	215.0	Free Practice Nr. 3
26 Izam IKMAL	MAL Petronas Sprinta Racing	HONDA	214.8	Qualifying
81 Stefano NEPA	ITA CIP - Green Power	KTM	214.8	Free Practice Nr. 3
21 Fabio DI GIANNANTONIO	ITA Del Conca Gresini Moto3	HONDA	214.7	Qualifying
61 Can ONCU	TUR Red Bull KTM Ajo	KTM	214.6	Free Practice Nr. 3
27 Kaito TOBA	JPN Honda Team Asia	HONDA	214.3	Race

These data/results cannot be reproduced, stored and/or transmitted in whole or in part by any manner of electronic, mechanical, photocopying, recording, broadcasting or otherwise now known or herein after developed without the previous express consent by the copyright owner, except for reproduction in daily press and regular printed publications on sale to the public within 60 days of the event related to those data/results and always provided that copyright symbol appears together as follows below.

© DORNA, 2018

Official MotoGP Timing by TISSOT
www.motogp.com

Cheste, Sunday, November 18, 2018

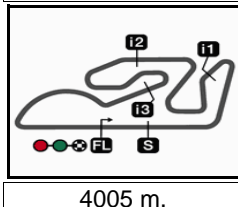


GRAN PREMIO MOTUL DE LA COMUNITAT VALENCIANA

Race

Chronological Analysis of Performances

34



4005 m.

* Lap / Sector time cancelled

T1 Time from finish line to 1st intermediate

T3 Time from 2nd intermed. to 3rd intermed.

P Crossing the finish line in pit lane

T2 Time from 1st intermed. to 2nd intermed.

T4 Time from 3rd intermediate to finish line

Lap	Lap Time	T1	T2	T3	T4	Speed	Lap	Lap Time	T1	T2	T3	T4	Speed		
1st	61	Can ONCU													
		Runs=1	Total laps=23	Full laps=22											
1	2'00.755	32.902	30.698	26.298	30.857	162.0	19	1'52.070	25.718	30.055	25.725	30.572	206.0		
2	1'52.132	25.535	30.038	25.937	30.622	208.0	20	1'51.673	25.524	29.908	25.702	30.539	206.1		
3	1'52.861	25.364	31.136	25.805	30.556	209.6	21	1'52.352	25.696	30.156	25.876	30.624	206.7		
4	1'51.987	25.454	30.094	25.739	30.700	206.0	22	1'52.125	25.636	30.037	25.716	30.736	206.6		
5	1'51.704	25.354	30.042	25.760	30.548	205.5	23	1'53.452	25.759	30.373	26.136	31.184	206.8		
6	1'51.724	25.427	29.993	25.878	30.426	206.2									
7	1'51.706	25.369	29.966	25.835	30.536	205.9	3rd	17	John MCPHEE					CIP - Green Power	GBR
8	1'51.510	25.356	29.901	25.697	30.556	206.1			Runs=1	Total laps=23	Full laps=22				
9	1'51.373	25.343	29.849	25.621	30.560	205.9	1	2'01.042	33.082	30.695	26.304	30.961	163.7		
10	1'51.639	25.427	29.958	25.827	30.427	205.5	2	1'53.105	25.908	30.145	26.112	30.940	211.3		
11	1'51.433	25.362	29.980	25.655	30.436	206.0	3	1'53.403	26.057	30.522	26.141	30.683	209.3		
12	1'51.406	25.279	29.956	25.784	30.387	206.8	4	1'53.044	25.964	30.351	26.064	30.665	209.5		
13	1'51.643	25.350	30.048	25.653	30.592	205.2	5	1'52.530	25.776	30.147	25.918	30.689	207.9		
14	1'51.618	25.422	29.941	25.666	30.589	206.4	6	1'52.381	25.623	29.944	26.009	30.805	207.6		
15	1'51.708	25.330	30.091	25.739	30.548	205.7	7	1'53.196	25.771	30.615	26.310	30.500	208.2		
16	1'51.731	25.452	30.031	25.708	30.540	206.4	8	1'51.848	25.611	30.020	25.819	30.398	209.4		
17	1'52.108	25.502	30.207	25.807	30.592	205.6	9	1'51.743	25.502	29.937	25.907	30.397	211.5		
18	1'51.661	25.341	29.997	25.820	30.503	206.2	10	1'51.666	25.485	29.975	25.718	30.488	210.5		
19	1'52.139	25.406	30.067	25.944	30.722	205.3	11	1'52.001	25.500	29.990	25.960	30.551	210.3		
20	1'52.167	25.540	30.142	25.873	30.612	205.0	12	1'52.135	25.646	30.053	25.885	30.551	210.2		
21	1'52.267	25.622	30.105	25.904	30.636	206.2	13	1'51.866	25.579	29.943	25.778	30.566	209.8		
22	1'53.026	25.767	30.330	25.926	31.003	206.0	14	1'52.105	25.514	29.930	25.951	30.710	211.2		
23	1'56.072	25.766	31.489	26.593	32.224	204.4	15	1'51.919	25.530	29.989	25.908	30.492	210.9		
							16	1'52.311	25.497	29.947	26.005	30.862	211.3		
							17	1'52.248	25.707	30.062	25.898	30.581	210.5		
							18	1'51.947	25.520	30.036	25.871	30.520	212.4		
2nd	88	Jorge MARTIN						19	1'51.762	25.438	29.949	25.774	30.601	207.5	
		Runs=1	Total laps=23	Full laps=22			20	1'51.960	25.537	30.033	25.850	30.540	209.0		
1	2'04.091	34.064	31.939	26.905	31.183	169.0	21	1'52.347	25.608	30.210	25.877	30.652	209.1		
2	1'53.432	25.971	30.260	26.253	30.948	212.8	22	1'52.621	25.548	30.278	25.888	30.907	208.4		
3	1'52.291	25.940	30.050	25.828	30.473	211.1	23	1'53.320	25.756	30.371	26.286	30.907	208.3		
4	1'52.289	25.694	30.065	25.803	30.727	210.9									
5	1'51.970	25.664	30.017	25.729	30.560	210.5	4th	21	Fabio DI GIANNANT					Del Conca Gresini Mo	ITA
6	1'51.882	25.575	30.032	25.756	30.519	210.7			Runs=1	Total laps=23	Full laps=22				
7	1'52.220	25.750	30.209	25.853	30.408	210.9	1	2'03.375	34.200	31.675	26.423	31.077	170.5		
8	1'51.655	25.638	30.057	25.599	30.361	208.7	2	1'53.637	26.041	30.323	26.185	31.088	212.3		
9	1'51.541	25.613	30.061	25.665	30.202	211.6	3	1'52.205	25.674	30.091	25.708	30.732	212.0		
10	1'51.582	25.528	30.030	25.680	30.344	211.2	4	1'52.592	25.696	30.229	25.815	30.852	207.2		
11	1'51.944	25.560	30.142	25.825	30.417	210.4	5	1'52.049	25.660	30.061	25.704	30.624	206.3		
12	1'52.116	25.539	30.161	25.936	30.480	210.0	6	1'52.045	25.585	29.976	25.721	30.763	207.3		
13	1'52.237	25.690	30.050	25.859	30.638	209.2	7	1'52.051	25.547	30.268	25.667	30.569	208.6		
14	1'52.280	25.639	30.132	25.894	30.615	210.0	8	1'51.694	25.641	29.958	25.565	30.530	205.7		
15	1'51.860	25.652	30.015	25.716	30.477	209.1	9	1'51.477	25.571	30.023	25.532	30.351	207.0		
16	1'51.820	25.619	29.982	25.641	30.578	208.4	10	1'51.572	25.605	30.027	25.548	30.392	206.6		
17	1'51.816	25.639	29.809	25.717	30.651	206.7	11	1'51.843	25.661	30.124	25.742	30.316	207.1		
18	1'51.743	25.582	29.932	25.719	30.510	207.2	12	1'52.249	25.594	30.233	25.827	30.595	206.7		

Fastest Lap: Tony ARBOLINO Marinelli Snipers Tea ITA 1'51.172 25.355 29.845 25.624 30.348

These data/results cannot be reproduced, stored and/or transmitted in whole or in part by any manner of electronic, mechanical, photocopying, recording, broadcasting or otherwise now known or herein after developed without the previous express consent by the copyright owner, except for reproduction in daily press and regular printed publications on sale to the public within 60 days of the event related to those data/results and always provided that copyright symbol appears together as follows below.
© DORNA, 2018

Race

Moto3

Lap	Lap Time	T1	T2	T3	T4	Speed	Lap	Lap Time	T1	T2	T3	T4	Speed
13	1'52.108	25.688	30.026	25.803	30.591	206.0	17	1'52.178	25.564	30.071	25.874	30.669	211.3
14	1'52.139	25.715	30.096	25.707	30.621	206.5	18	1'52.706 *	25.63*	30.210*	25.977	30.887	211.1
15	1'52.184	25.702	30.101	25.719	30.662	206.1	19	1'53.096	25.761	30.266	26.009	31.060	208.7
16	1'52.446	25.583	29.951	25.648	31.264	206.4	20	1'53.518	25.963	30.539	26.084	30.932	209.4
17	1'52.584	25.916	30.191	25.825	30.652	206.0	21	1'52.856	25.714	30.267	26.028	30.847	209.3
18	1'52.526	25.546	30.307	26.083	30.590	207.0	22	1'52.270	25.539	30.134	25.944	30.653	209.1
19	1'53.428	25.734	30.461	26.161	31.072	209.2	23	1'53.105	25.603	30.404	26.058	31.040	209.4
20	1'53.964	26.128	30.538	26.095	31.203	202.6							
21	1'53.263	25.913	30.463	26.065	30.822	207.0							
22	1'53.533	25.875	30.444	26.109	31.105	206.1							
23	1'54.303	25.818	30.332	26.007	32.146	205.0							

5th 33 Enea BASTIANINI Leopard Racing ITA
Runs=1 Total laps=23 Full laps=22

1	2'04.834	34.479	32.053	26.919	31.383	171.5
2	1'53.699	26.139	30.589	26.159	30.812	214.0
3	1'53.565	26.169	30.569	25.960	30.867	210.9
4	1'53.429	26.058	30.353	26.204	30.814	212.2
5	1'53.116	26.122	30.188	26.066	30.740	212.7
6	1'52.821	25.930	30.240	25.890	30.761	213.0
7	1'53.033	25.754	30.398	26.042	30.839	210.5
8	1'53.248	26.010	30.300	26.005	30.933	209.8
9	1'53.052	25.754	30.237	26.076	30.985	211.3
10	1'53.142	25.913	30.320	26.006	30.903	209.8
11	1'52.582	25.657	30.180	25.980	30.765	210.3
12	1'52.790	25.680	30.289	25.997	30.824	210.9
13	1'52.683	25.850	30.129	25.749	30.955	208.0
14	1'52.232	25.554	30.117	25.735	30.826	208.6
15	1'51.987	25.509	29.961	25.689	30.828	209.0
16	1'51.881	25.572	29.951	25.745	30.613	208.0
17	1'51.853	25.482	29.925	25.770	30.676	208.9
18	1'51.796	25.420	29.883	25.830	30.663	208.8
19	1'51.857	25.478	29.897	25.739	30.743	207.7
20	1'51.984	25.547	29.991	25.780	30.666	208.7
21	1'51.789	25.558	29.885	25.766	30.580	208.5
22	1'51.771	25.429	29.876	25.736	30.730	209.4
23	1'51.961	25.486	30.072	25.757	30.646	209.2

6th 5 Jaume MASIA Bester Capital Dubai SPA
Runs=1 Total laps=23 Full laps=20

1	2'05.187	35.064	32.121	26.635	31.367	171.9
2	1'53.974	26.203	30.765	26.119	30.887	215.0
3	1'53.096	25.836	30.413	26.100	30.747	215.3
4	1'53.698 *	26.08*	30.503	26.239	30.867	216.2
5	1'53.042	25.933	30.184	26.143	30.782	213.4
6	1'53.129	25.907	30.300	26.191	30.731	214.1
7	1'52.633	25.635	30.208	25.988	30.802	216.3
8	1'52.530	25.558	30.207	26.023	30.742	213.0
9	1'53.877	25.641	30.209	25.838	32.189	213.8
10	1'53.012	25.964	30.183	26.136	30.729	211.9
11	1'52.621	25.594	30.307	26.013	30.707	213.6
12	1'52.821	25.669	30.221	26.100	30.831	214.7
13	1'52.641	25.792	30.264	25.943	30.642	211.3
14	1'52.307	25.586	30.151	25.937	30.633	212.4
15	1'52.146	25.581	30.102	25.785	30.678	211.2
16	1'51.911	25.495	30.002	25.842	30.572	211.5

7th 23 Niccolò ANTONELLI SIC58 Squadra Corse ITA
Runs=1 Total laps=23 Full laps=22

1	2'07.466	35.721	33.247	27.010	31.488	175.4
2	1'55.228	26.360	30.915	26.665	31.288	213.5
3	1'54.744	26.026	30.744	26.626	31.348	212.6
4	1'54.301	26.020	30.575	26.406	31.300	214.4
5	1'55.175	26.419	30.989	26.695	31.072	215.5
6	1'53.504	25.860	30.279	26.385	30.980	212.0
7	1'53.431	25.775	30.319	26.327	31.010	216.7
8	1'52.624	25.674	30.204	25.998	30.748	210.9
9	1'52.433	25.655	30.127	25.878	30.773	211.5
10	1'52.219	25.634	29.941	25.941	30.703	216.9
11	1'52.946	25.720	30.215	26.123	30.888	214.6
12	1'52.552	25.579	30.185	25.939	30.849	211.6
13	1'52.576	25.679	30.098	25.936	30.863	211.3
14	1'52.410	25.686	30.026	25.917	30.781	211.5
15	1'52.620	25.665	30.051	26.087	30.817	211.8
16	1'52.043	25.599	30.068	25.832	30.544	211.4
17	1'51.965	25.542	30.057	25.909	30.457	212.4
18	1'52.231	25.562	30.126	25.860	30.683	211.8
19	1'52.467	25.726	30.155	25.942	30.644	212.2
20	1'52.507	25.595	30.077	26.035	30.800	214.5
21	1'52.140	25.616	29.966	25.869	30.689	209.5
22	1'52.203	25.475	30.031	25.764	30.933	210.9
23	1'53.226	25.578	30.251	26.016	31.381	209.9

8th 41 Nakarin ATIRATHPH Honda Team Asia THA
Runs=1 Total laps=23 Full laps=22

1	2'04.259	33.900	31.669	26.888	31.802	159.5
2	1'54.989	26.339	30.885	26.363	31.402	210.3
3	1'54.244	26.006	30.560	26.377	31.301	213.5
4	1'55.378	26.478	30.946	26.593	31.361	209.4
5	1'54.034	26.052	30.591	26.053	31.338	207.2
6	1'53.176	25.756	30.332	26.100	30.988	207.5
7	1'53.761	25.821	30.666	26.159	31.115	207.1
8	1'53.126	25.866	30.529	25.923	30.808	207.3
9	1'53.308	25.836	30.322	26.010	31.140	207.3
10	1'53.103	25.756	30.480	25.970	30.897	207.3
11	1'53.198	25.820	30.498	25.985	30.895	207.6
12	1'52.759	25.678	30.249	25.762	31.070	207.8
13	1'52.612	25.669	30.263	25.706	30.974	207.3
14	1'52.949	25.722	30.496	25.792	30.939	207.0
15	1'52.559	25.682	30.270	25.787	30.820	207.4
16	1'51.957	25.576	30.052	25.690	30.639	207.5
17	1'52.232	25.739	30.150	25.714	30.629	208.2
18	1'52.449	25.588	30.145	25.813	30.903	207.7
19	1'52.730	25.742	30.302	25.860	30.826	207.4
20	1'53.144	25.882	30.396	25.922	30.944	206.7

Fastest Lap: Tony ARBOLINO Marinelli Snipers Tea ITA 1'51.172 25.355 29.845 25.624 30.348

These data/results cannot be reproduced, stored and/or transmitted in whole or in part by any manner of electronic, mechanical, photocopying, recording, broadcasting or otherwise now known or herein after developed without the previous express consent by the copyright owner, except for reproduction in daily press and regular printed publications on sale to the public within 60 days of the event related to those data/results and always provided that copyright symbol appears together as follows below.
© DORNA, 2018

Race

Moto3

Lap	Lap Time	T1	T2	T3	T4	Speed	Lap	Lap Time	T1	T2	T3	T4	Speed
9th 42 Marcos RAMIREZ Bester Capital Dubai SPA							11th 71 Ayumu SASAKI Petronas Sprinta Raci JPN						
Runs=1 Total laps=23 Full laps=22							Runs=1 Total laps=23 Full laps=22						
1	2'03.300	33.908	31.536	26.527	31.329	164.3	1	2'05.915	35.097	32.376	26.879	31.563	177.9
2	1'54.546	26.469	30.425	26.299	31.353	211.4	2	1'55.785	26.591	31.243	26.515	31.436	211.8
3	1'53.891	26.341	30.371	26.082	31.097	212.2	3	1'55.427	26.276	31.112	26.834	31.205	212.3
4	1'53.600	26.221	30.353	26.095	30.931	211.5	4	1'54.498	25.986	30.819	26.353	31.340	213.3
5	1'53.120	26.171	30.092	26.019	30.838	210.6	5	1'54.761	26.276	30.827	26.450	31.208	213.6
6	1'53.552	26.318	30.261	26.074	30.899	210.0	6	1'53.927	25.970	30.481	26.423	31.053	211.4
7	1'53.086	26.097	30.271	25.850	30.868	212.1	7	1'54.142	26.096	30.478	26.255	31.313	212.6
8	1'52.974	26.047	30.193	25.864	30.870	213.0	8	1'53.821	25.885	30.631	26.275	31.030	213.6
9	1'53.333	25.930	30.232	25.910	31.261	213.4	9	1'53.273	25.774	30.520	26.105	30.874	212.3
10	1'53.471	26.231	30.219	26.016	31.005	211.5	10	1'54.633	26.182	31.030	26.423	30.998	213.4
11	1'52.713	25.982	30.135	25.902	30.694	211.6	11	1'53.626	25.815	30.444	26.265	31.102	212.8
12	1'52.992	26.065	30.109	25.902	30.916	211.8	12	1'53.418	25.881	30.386	26.217	30.934	207.3
13	1'53.094	26.185	30.184	25.812	30.913	210.7	13	1'53.124	25.799	30.391	26.023	30.911	207.3
14	1'53.071	26.049	30.188	26.023	30.811	210.5	14	1'53.303	25.789	30.303	26.127	31.084	207.3
15	1'52.905	26.089	30.204	25.853	30.759	209.5	15	1'53.317	25.819	30.416	26.167	30.915	207.3
16	1'52.907	26.095	30.143	25.839	30.830	209.6	16	1'52.765	25.680	30.284	25.971	30.830	206.7
17	1'53.167	26.197	30.277	25.853	30.840	209.3	17	1'53.119	25.791	30.335	25.994	30.999	207.0
18	1'53.263	26.214	30.184	25.875	30.990	209.0	18	1'53.023	25.786	30.319	25.983	30.935	206.7
19	1'52.829	25.899	30.248	25.817	30.865	207.5	19	1'53.030	25.735	30.319	25.947	31.029	206.8
20	1'54.298	26.112	30.370	26.103	31.713	208.7	20	1'53.197	25.892	30.423	26.023	30.859	207.2
21	1'54.086	26.140	30.663	26.049	31.234	214.4	21	1'53.314	25.893	30.480	26.005	30.936	208.7
22	1'54.216	26.253	30.592	26.131	31.240	210.5	22	1'53.550	25.789	30.686	26.165	30.910	208.1
23	1'55.367	26.493	30.634	26.493	31.747	208.7	23	1'53.734	25.709	30.494	26.250	31.281	206.7
10th 31 Celestino VIETTI SKY Racing Team VR ITA							12th 81 Stefano NEPA CIP - Green Power ITA						
Runs=1 Total laps=23 Full laps=22							Runs=1 Total laps=23 Full laps=22						
1	2'05.647	34.983	32.386	26.765	31.513	176.7	1	2'06.981	35.437	32.720	27.207	31.617	175.8
2	1'55.449	26.350	31.121	26.542	31.436	214.4	2	1'55.249	26.328	30.997	26.618	31.306	212.3
3	1'54.655	25.921	30.845	26.442	31.447	213.8	3	1'54.689	25.978	30.962	26.592	31.157	213.0
4	1'54.262	25.806	30.988	26.226	31.242	213.6	4	1'54.541	25.847	30.614	26.522	31.558	212.6
5	1'53.886	25.791	30.712	26.305	31.078	214.2	5	1'54.633	26.250	30.749	26.507	31.127	213.2
6	1'53.735	25.620	30.605	26.398	31.112	213.7	6	1'53.973	25.927	30.504	26.411	31.131	209.8
7	1'53.667	25.525	30.641	26.308	31.193	213.6	7	1'54.225	25.759	30.516	26.707	31.243	209.8
8	1'53.329	25.608	30.418	26.194	31.109	213.2	8	1'53.767	25.830	30.525	26.453	30.959	212.4
9	1'53.508	25.662	30.435	26.149	31.262	212.5	9	1'53.345	25.677	30.418	26.334	30.916	211.2
10	1'52.876	25.491	30.335	26.006	31.044	212.1	10	1'54.620	26.178	31.041	26.408	30.993	210.1
11	1'53.175	25.609	30.353	26.035	31.178	212.2	11	1'54.716	25.783	31.330	26.603	31.000	210.2
12	1'53.507	25.819	30.448	26.111	31.129	213.1	12	1'53.755	25.753	30.511	26.381	31.110	212.0
13	1'53.464	25.659	30.362	26.275	31.168	212.1	13	1'53.397	25.699	30.434	26.304	30.960	210.9
14	1'52.999	25.474	30.311	26.114	31.100	211.8	14	1'53.470	25.636	30.465	26.446	30.923	210.2
15	1'53.314	25.515	30.420	26.132	31.247	212.0	15	1'53.454	25.713	30.442	26.347	30.952	209.8
16	1'53.434	25.659	30.377	26.294	31.104	211.3	16	1'53.520	25.639	30.550	26.267	31.064	209.5
17	1'53.624	25.728	30.538	26.285	31.073	211.5	17	1'53.752	25.739	30.532	26.452	31.029	209.4
18	1'52.906	25.527	30.335	26.049	30.995	210.6	18	1'53.365	25.637	30.468	26.319	30.941	208.5
19	1'53.446	25.681	30.312	26.270	31.183	210.4	19	1'53.504	25.823	30.516	26.232	30.933	208.2
20	1'54.064	25.628	30.575	26.408	31.453	211.3	20	1'53.856	25.796	30.589	26.384	31.087	209.1
21	1'53.045	25.609	30.374	26.070	30.992	211.1	21	1'53.739	25.704	30.558	26.335	31.142	209.6
22	1'53.095	25.519	30.352	26.140	31.084	211.3	22	1'54.134	25.740	30.723	26.511	31.160	209.1
23	1'54.291	25.717	30.776	26.410	31.388	210.6	23	1'54.616	25.832	30.689	26.498	31.597	208.3
13th 25 Raul FERNANDEZ Angel Nieto Team SPA							13th 25 Raul FERNANDEZ Angel Nieto Team SPA						
Runs=1 Total laps=23 Full laps=22							Runs=1 Total laps=23 Full laps=22						
1	2'04.286	34.156	31.840	27.072	31.218	166.8	1	2'04.286	34.156	31.840	27.072	31.218	166.8
2	2'00.901	26.139	36.502	26.900	31.360	216.3	2	2'00.901	26.139	36.502	26.900	31.360	216.3

Fastest Lap: Tony ARBOLINO Marinelli Snipers Tea ITA 1'51.172 25.355 29.845 25.624 30.348

These data/results cannot be reproduced, stored and/or transmitted in whole or in part by any manner of electronic, mechanical, photocopying, recording, broadcasting or otherwise now known or herein after developed without the previous express consent by the copyright owner, except for reproduction in daily press and regular printed publications on sale to the public within 60 days of the event related to those data/results and always provided that copyright symbol appears together as follows below.
© DORNA, 2018



Race

Moto3

Lap	Lap Time	T1	T2	T3	T4	Speed	Lap	Lap Time	T1	T2	T3	T4	Speed
3	1'54.256	25.831	30.871	26.288	31.266	212.4	7	1'53.161	25.913	30.342	26.110	30.796	206.0
4	1'53.429	25.578	30.802	26.249	30.800	210.7	8	1'53.274	26.019	30.224	26.116	30.915	206.5
5	2'10.256	25.557	46.119	27.372	31.208	210.7	9	1'53.356	26.127	30.363	26.005	30.861	206.2
6	1'53.729	25.839	30.489	26.204	31.197	207.5	10	1'52.817	26.009	30.188	26.036	30.584	207.3
7	1'53.733	25.780	30.644	26.167	31.142	210.4	11	1'52.798	25.995	30.200	26.038	30.565	206.2
8	1'53.335	25.772	30.499	26.081	30.983	205.9	12	2'17.279	25.743	30.293	26.077	55.166	206.7
9	1'53.444	25.730	30.596	26.131	30.987	206.2	13	1'56.896	27.707	31.483	26.474	31.232	200.2
10	1'52.856	25.651	30.471	25.855	30.879	206.3	14	1'52.750	25.964	30.025	25.911	30.850	204.4
11	1'52.780	25.614	30.524	25.870	30.772	207.5	15	1'52.514	25.629	30.015	25.901	30.969	206.8
12	1'52.680	25.475	30.574	25.837	30.794	207.5	16	1'52.813	25.666	30.264	25.971	30.912	207.1
13	1'53.634	25.567	31.093	26.060	30.914	208.4	17	1'53.375	25.967	30.195	26.113	31.100	206.8
14	1'52.255	25.566	30.348	25.701	30.640	208.2	18	1'52.992	25.956	30.196	26.012	30.828	205.8
15	1'52.926	25.658	30.350	26.037	30.881	208.6	19	1'53.200	25.815	30.325	26.127	30.933	205.9
16	1'52.654	25.524	30.275	25.863	30.992	208.6	20	1'53.545	25.896	30.304	26.129	31.216	206.7
17	1'52.408	25.518	30.449	25.663	30.778	208.9	21	1'54.634	25.965	31.122	26.238	31.309	210.5
18	1'53.299	25.771	30.502	26.333	30.693	213.2	22	1'53.255	25.807	30.446	26.110	30.892	207.5
19	1'53.568	25.627	30.662	26.203	31.076	212.4	23	1'53.501	25.887	30.549	26.044	31.021	208.0
20	1'53.516	25.635	30.556	26.383	30.942	213.1							
21	1'53.005	25.588	30.490	26.104	30.823	207.9							
22	1'53.461	25.608	30.852	25.969	31.032	207.9							
23	1'54.393	25.692	30.723	26.271	31.707	206.7							

14th	16	Andrea MIGNO	Angel Nieto Team Mot	ITA	Runs=1	Total laps=23	Full laps=21
1	2'08.059	35.863	33.283	27.192	31.721	175.2	
2	1'55.488	26.360	31.020	26.551	31.557	211.8	
3	1'55.079	26.249	30.970	26.566	31.294	211.2	
4	1'55.102	26.086	31.207	26.403	31.406	211.0	
5	1'55.111	26.027	31.002	26.785	31.297	210.8	
6	1'55.133	26.077	31.042	26.592	31.422	210.3	
7	1'54.698	26.012	31.067	26.375	31.244	209.7	
8	1'54.271	25.804	30.754	26.470	31.243	210.9	
9	1'54.757	25.956	31.009	26.666	31.126	209.9	
10	1'54.563	26.191	30.698	26.439	31.235	210.9	
11	1'54.217	25.846	30.711	26.525	31.135	210.3	
12	1'54.622	25.764	30.675	26.407	31.776	210.5	
13	1'54.154	26.019	30.696	26.322	31.117	209.6	
14	1'53.831	25.766	30.682	26.409	30.974	209.3	
15	1'53.698	25.718	30.721	26.322	30.937	209.7	
16	1'53.398	25.638	30.483	26.251	31.026	210.7	
17	1'53.242	25.646	30.452	26.136	31.008	210.5	
18	1'53.276	25.665	30.461	26.314	30.836	211.0	
19	1'53.968	26.023	30.570	26.301	31.074	212.3	
20	1'53.888	25.800	30.593	26.357	31.138	214.0	
21	1'54.463 *	25.782	30.357	26.247	32.077*	213.4	
22	1'53.103	25.799	30.437	26.122	30.745	210.5	
23	1'52.834	25.548	30.270	26.130	30.886	210.5	

15th	84	Jakub KORNFEIL	Redox PruestelGP	CZE	Runs=1	Total laps=23	Full laps=22
1	2'02.406	33.950	31.156	26.204	31.096	164.7	
2	1'54.501	26.407	30.511	26.377	31.206	207.0	
3	1'54.009	26.750	30.310	26.124	30.825	207.5	
4	1'53.302	26.069	30.277	26.174	30.782	208.6	
5	1'53.120	25.980	30.192	26.141	30.807	207.2	
6	1'53.296	25.948	30.242	26.174	30.932	206.6	

16th	22	Kazuki MASAKI	RBA BOE Skull Rider	JPN	Runs=1	Total laps=23	Full laps=22
1	2'05.950	35.181	32.456	27.015	31.298	174.6	
2	1'55.317	26.395	30.918	26.659	31.345	214.1	
3	1'54.714	26.076	30.794	26.554	31.290	217.1	
4	1'55.328	25.891	30.825	26.738	31.874	216.3	
5	1'56.054	26.747	30.931	27.001	31.375	210.3	
6	1'54.871	26.116	30.765	26.718	31.272	213.9	
7	1'54.417	25.859	30.985	26.410	31.163	211.3	
8	1'54.002	25.942	30.688	26.365	31.007	211.8	
9	1'53.840	25.772	30.618	26.425	31.025	212.6	
10	1'54.278	26.099	30.734	26.522	30.923	210.5	
11	1'53.727	25.860	30.599	26.417	30.851	211.0	
12	1'54.518	25.878	30.808	26.347	31.485	212.2	
13	1'54.103	25.794	30.688	26.494	31.127	210.3	
14	1'54.585	26.168	30.586	26.557	31.274	209.7	
15	1'53.907	25.820	30.550	26.510	31.027	209.8	
16	1'53.917	25.854	30.633	26.480	30.950	209.8	
17	1'54.282	25.901	30.598	26.592	31.191	209.9	
18	1'53.889	25.929	30.583	26.454	30.923	210.2	
19	1'54.153	25.948	30.523	26.570	31.112	209.5	
20	1'54.404	25.834	30.644	26.818	31.108	209.6	
21	1'56.559	25.753	30.504	26.370	33.932	213.8	
22	1'53.337	25.898	30.515	26.196	30.728	213.0	
23	1'53.440	25.682	30.443	26.412	30.903	212.4	

17th	19	Gabriel RODRIGO	RBA BOE Skull Rider	ARG	Runs=1	Total laps=23	Full laps=22
1	2'08.575	35.614	33.465	27.683	31.813	178.9	
2	1'56.557	26.304	31.558	27.128	31.567	212.9	
3	1'55.077	26.076	31.179	26.614	31.208	213.4	
4	1'55.345	25.951	31.061	26.741	31.592	211.8	
5	1'54.962	26.108	31.054	26.643	31.157	210.0	
6	1'54.272	25.746	30.686	26.664	31.176	210.7	
7	1'54.502	26.007	30.923	26.562	31.010	212.2	
8	1'54.058	25.736	30.791	26.455	31.076	211.0	
9	1'53.636	25.676	30.830	26.350	30.780	211.4	
10	1'53.846	25.830	30.692	26.340	30.984	211.0	

Fastest Lap: Tony ARBOLINO Marinelli Snipers Tea ITA 1'51.172 25.355 29.845 25.624 30.348

These data/results cannot be reproduced, stored and/or transmitted in whole or in part by any manner of electronic, mechanical, photocopying, recording, broadcasting or otherwise now known or herein after developed without the previous express consent by the copyright owner, except for reproduction in daily press and regular printed publications on sale to the public within 60 days of the event related to those data/results and always provided that copyright symbol appears together as follows below.
© DORNA, 2018



Race

Moto3

Lap	Lap Time	T1	T2	T3	T4	Speed	Lap	Lap Time	T1	T2	T3	T4	Speed
11	1'53.086	25.563	30.577	26.162	30.784	210.9	15	1'54.803	26.037	31.059	26.430	31.277	207.2
12	1'53.804	25.460	30.674	26.331	31.339	211.6	16	1'55.217	26.031	31.115	26.733	31.338	206.7
13	1'53.754	25.569	30.552	26.433	31.200	211.3	17	1'55.221	25.994	31.023	26.822	31.382	207.6
14	1'54.520	25.641	30.399	26.422	32.058	211.5	18	2'02.759	27.255	32.557	31.078	31.869	197.4
15	1'54.266	25.813	30.522	26.611	31.320	209.6	19	2'00.665	26.678	31.840	29.074	33.073	202.4
16	1'54.072	25.737	30.541	26.580	31.214	205.6	20	1'57.492	28.255	31.222	26.782	31.233	202.0
17	1'53.928	25.616	30.598	26.449	31.265	209.9	21	1'58.050	26.059	31.270	28.640	32.081	208.3
18	1'54.152	25.798	30.845	26.416	31.093	210.8	22	2'01.157	26.796	33.525	27.056	33.780	207.2
19	1'53.942	25.717	30.667	26.363	31.195	210.4							
20	1'54.861	25.931	30.676	26.642	31.612	211.3							
21	1'55.563	26.032	31.109	26.620	31.802	211.5							
22	1'54.994	26.145	31.155	26.399	31.295	211.9							
23	1'55.139	25.960	30.663	26.688	31.828	209.9							

18th 48		Lorenzo DALLA PO Leopard Racing ITA				
		Runs=1	Total laps=23	Full laps=22		
1	2'49.936	34.714	1'14.427	28.564	32.231	175.9
2	1'54.446	26.075	30.902	26.357	31.112	205.5
3	1'53.293	25.696	30.558	26.058	30.981	206.4
4	1'53.824	25.801	30.571	26.275	31.177	205.3
5	1'54.739	25.788	30.614	27.081	31.256	206.3
6	1'54.258	25.678	30.524	26.662	31.394	204.6
7	1'59.345	25.957	30.688	30.824	31.876	204.4
8	1'55.537	25.999	30.957	27.092	31.489	209.3
9	1'54.507	26.089	30.786	26.508	31.124	203.9
10	1'53.867	25.869	30.595	26.298	31.105	204.4
11	1'53.570	25.691	30.452	26.268	31.159	205.3
12	1'53.462	25.693	30.316	26.211	31.242	204.4
13	1'53.124	25.651	30.288	26.177	31.008	204.3
14	1'53.444	25.799	30.397	26.131	31.117	204.6
15	1'53.356	25.643	30.293	26.198	31.222	204.5
16	1'54.484	26.036	30.850	26.217	31.381	203.9
17	1'53.920	25.800	30.625	26.291	31.204	203.3
18	1'53.202	25.801	30.270	26.062	31.069	202.4
19	1'53.387	25.785	30.347	26.142	31.113	202.9
20	1'53.012	25.689	30.290	26.163	30.870	203.5
21	1'53.378	25.765	30.338	26.202	31.073	203.7
22	1'54.208	25.788	30.748	26.389	31.283	203.3
23	1'55.164	26.029	30.964	26.463	31.708	203.4

19th 40		Darryn BINDER Red Bull KTM Ajo RSA				
		Runs=1	Total laps=22	Full laps=21		
1	2'03.943	34.279	31.641	26.874	31.149	172.0
2	1'54.583	26.318	30.538	26.286	31.441	211.3
3	2'43.437	26.005	1'17.661	27.921	31.850	210.1
4	1'56.315	26.575	31.463	26.890	31.387	206.0
5	1'55.950	26.323	31.279	26.868	31.480	207.2
6	1'55.388	26.122	31.119	26.891	31.256	207.4
7	1'54.698	25.966	30.872	26.720	31.140	207.8
8	1'54.987	26.035	31.146	26.454	31.352	208.6
9	1'54.743	25.972	30.833	26.466	31.472	208.9
10	1'54.776	26.066	30.935	26.542	31.233	206.0
11	1'54.418	25.969	30.977	26.510	30.962	209.2
12	1'54.378	25.882	30.727	26.519	31.250	209.0
13	1'55.052	26.081	30.903	26.830	31.238	209.4
14	1'54.809	26.067	31.016	26.413	31.313	207.3

20th 12		Marco BEZZECCHI Redox PruestelGP ITA				
		Runs=2	Total laps=22	Full laps=19		
1	2'00.489	32.536	30.577	26.348	31.028	165.4
2	1'52.181	25.377	30.024	25.991	30.789	212.8
3	1'51.706	25.337	29.993	25.751	30.625	213.2
4	2'15.157	25.184	51.178	27.339	31.456	213.7
5	1'52.646	25.747	30.436	25.777	30.686	207.5
6	1'52.701	25.527	30.139	26.097	30.938	208.4
7	1'52.573	25.570	30.333	26.021	30.649	213.0
8	1'52.168	25.481	30.166	25.770	30.751	209.2
9	1'51.961	25.511	29.895	25.868	30.687	209.5
10	1'53.185	26.382	30.464	25.828	30.511	212.6
11	1'51.533	25.322	30.017	25.708	30.486	208.7
12	2'16.418	25.440	30.300	25.964	54.714	210.2
13	1'59.718	28.022	31.761	27.438	32.497	194.9
14	2'00.810 P	27.022	32.001	26.898	34.889	201.1
15	2'26.464	27.918	31.852	27.000	31.742	
16	2'01.412	26.798	32.058	30.177	32.379	201.2
17	2'01.702	26.991	32.193	28.580	33.938	201.0
18	1'58.973	26.970	32.283	27.380	32.340	199.1
19	2'06.092	31.825	32.803	28.897	32.567	199.8
20	2'03.967	26.908	32.404	28.108	36.547	201.3
21	1'59.815	26.881	31.982	27.758	33.194	202.3
22	1'58.734	26.807	31.867	27.343	32.717	200.2

21st 77		Vicente PEREZ Reale Avintia Academ SPA				
		Runs=1	Total laps=22	Full laps=17		
1	2'04.619	34.440	31.829	27.069	31.281	168.8
2	1'55.265	26.475	31.377	26.403	31.010	214.3
3	1'54.259 *	25.92*	30.776	26.455	31.099	212.9
4	1'55.392	25.971	31.651	26.613	31.157	212.7
5	1'53.840	25.898	30.744	26.205	30.993	211.3
6	1'53.751 *	25.712	30.666*	26.395	30.978*	210.4
7	1'54.097 *	25.699	30.653*	26.173	31.572*	211.4
8	1'54.197	26.059	30.772	26.361	31.005	207.7
9	1'53.386	25.727	30.551	26.167	30.941	210.9
10	1'53.777	26.111	30.585	26.231	30.850	213.1
11	1'53.179	25.495	30.721	26.223	30.740	211.6
12	1'52.905	25.557	30.484	26.089	30.775	211.8
13	1'53.176	25.543	30.620	26.164	30.849	212.7
14	1'53.150	25.582	30.625	26.176	30.767	212.8
15	1'53.316	25.557	30.631	26.283	30.845	211.6
16	1'54.436	25.664	31.475	26.381	30.916	211.5
17	1'54.027	25.680	30.700	26.777	30.870	211.1
18	1'53.284	25.660	30.485	26.339	30.800	210.5
19	1'53.719	25.701	30.726	26.281	31.011	209.7
20	1'53.545	25.617	30.575	26.325	31.028	209.9

Fastest Lap: Tony ARBOLINO Marinelli Snipers Tea ITA **1'51.172** 25.355 29.845 25.624 30.348

These data/results cannot be reproduced, stored and/or transmitted in whole or in part by any manner of electronic, mechanical, photocopying, recording, broadcasting or otherwise now known or herein after developed without the previous express consent by the copyright owner, except for reproduction in daily press and regular printed publications on sale to the public within 60 days of the event related to those data/results and always provided that copyright symbol appears together as follows below.
© DORNA, 2018



Race

Moto3

Lap	Lap Time	T1	T2	T3	T4	Speed	Lap	Lap Time	T1	T2	T3	T4	Speed		
21	1'53.357	25.719	30.561	26.281	30.796	210.6	26th 27	Kaito TOBA	Honda Team Asia			JPN			
	unfinished	25.646				210.7			Runs=1	Total laps=5	Full laps=3				
1	2'06.503	35.341	32.556	27.151	31.455	175.1			1	2'05.322	34.645	32.171	26.859	31.647	171.9
2	1'55.276	26.294	31.157	26.544	31.281	210.3			unfinished	26.259				218.1	
3	1'54.507	25.930	30.870	26.375	31.332	214.3	27th 10	Dennis FOGGIA	SKY Racing Team VR			ITA			
4	1'54.955	25.837	30.798	26.715	31.605	211.5			Runs=1	Total laps=2	Full laps=0				
	unfinished	26.245	30.570			205.9			1	2'05.322	34.645	32.171	26.859	31.647	171.9
									unfinished	26.259				218.1	
22nd 65	Philipp OETTL	Sudmetal Schedl GP			GER										
		Runs=2	Total laps=15	Full laps=15											
		1	2'41.475	24.516	31.645	27.529	31.851								
		2	1'56.357	26.419	31.222	27.202	31.514	209.2							
		3	1'56.447	26.307	31.300	27.088	31.752	210.3							
		4	1'55.895	26.338	30.960	27.019	31.578	208.4							
		5	1'56.829	26.354	31.111	27.601	31.763	208.6							
		6	1'56.495	26.385	31.098	27.216	31.796	210.0							
		7	1'56.086	26.377	31.072	27.087	31.550	208.7							
		8	1'56.491	26.417	31.380	27.161	31.533	209.4							
		9	1'55.654	26.344	31.016	26.838	31.456	209.8							
		10	1'55.088	26.170	30.937	26.794	31.187	209.9							
		11	1'55.053	26.061	30.853	26.789	31.350	209.4							
		12	1'55.333	26.067	30.984	26.891	31.391	209.2							
		13	1'55.980	26.114	30.903	27.367	31.596	209.8							
14	1'56.591	26.381	31.103	27.143	31.964	210.7									
15	1'59.101	P 26.415	31.317	27.278	34.091	209.3									
23rd 14	Tony ARBOLINO	Marinelli Snipers Tea			ITA										
		Runs=1	Total laps=12	Full laps=10											
		1	1'59.803	32.383	30.534	26.140	30.746	160.6							
		2	1'52.301	25.492	30.144	25.931	30.734	210.5							
		3	1'51.477	25.369	29.868	25.714	30.526	210.0							
		4	1'51.770	25.302	29.946	25.846	30.676	210.4							
		5	1'51.810	25.359	29.853	25.932	30.666	210.1							
		6	1'51.403	25.270	29.734	25.829	30.570	209.9							
		7	1'51.584	25.392	29.954	25.789	30.449	209.7							
		8	1'51.172	25.355	29.845	25.624	30.348	210.5							
		9	1'51.577	25.416	29.882	25.880	30.399	209.4							
10	1'51.519	25.534	29.756	25.774	30.455	209.4									
11	1'51.512	25.481	29.871	25.758	30.402	209.5									
	unfinished	25.469				210.3									
24th 26	Izam IKMAL	Petronas Sprinta Raci			MAL										
		Runs=1	Total laps=8	Full laps=6											
		1	2'09.316	35.715	34.124	27.529	31.948	180.4							
		2	1'58.054	26.735	31.806	27.290	32.223	205.7							
		3	1'58.006	26.998	31.655	27.426	31.927	208.6							
		4	1'57.556	26.564	31.642	27.357	31.993	207.8							
		5	1'56.825	26.424	31.179	27.273	31.949	206.9							
		6	1'57.004	26.433	31.379	27.166	32.026	207.9							
7	1'55.652	26.173	31.057	26.693	31.729	207.0									
	unfinished	26.347				206.6									
25th 75	Albert ARENAS	Angel Nieto Team Mot			SPA										
		Runs=1	Total laps=7	Full laps=5											
		1	2'02.847	34.112	31.109	26.490	31.136	166.0							
		2	1'54.300	26.167	30.551	26.523	31.059	209.5							
		3	1'52.762	25.951	30.132	25.914	30.765	213.6							
		4	1'52.362	25.895	29.950	25.815	30.702	214.2							
		5	1'52.014	25.678	30.006	25.756	30.574	213.1							
6	1'52.191	25.535	29.975	26.088	30.593	212.7									
	unfinished	25.580				211.1									
Fastest Lap: Tony ARBOLINO Marinelli Snipers Tea ITA 1'51.172 25.355 29.845 25.624 30.348															

These data/results cannot be reproduced, stored and/or transmitted in whole or in part by any manner of electronic, mechanical, photocopying, recording, broadcasting or otherwise now known or herein after developed without the previous express consent by the copyright owner, except for reproduction in daily press and regular printed publications on sale to the public within 60 days of the event related to those data/results and always provided that copyright symbol appears together as follows below.
© DORNA, 2018

GRAN PREMIO MOTUL DE LA COMUNITAT VALENCIANA

Race

Analysis by Lap

35

Num Lap Time Gap

Num	Lap	Time	Gap	Num	Lap	Time	Gap	Num	Lap	Time	Gap				
Lap 1															
14	1	1'59.803		12	1	1'51.706	0.795	75	1	1'52.014	7.124				
12	1	2'00.489	0.686	61	1	1'52.861	2.167	84	1	1'53.120	10.177				
61	1	2'00.755	0.952	17	1	1'53.403	3.969	42	1	1'53.120	11.296				
17	1	2'01.042	1.239	21	1	1'52.205	5.636	33	1	1'53.116	11.482				
84	1	2'02.406	2.603	88	1	1'52.291	6.233	5	1	1'53.042	11.836				
75	1	2'02.847	3.044	75	1	1'52.762	6.328	41	1	1'54.034	15.743				
42	1	2'03.300	3.497	84	1	1'54.009	7.335	77	1	1'53.840	16.214				
21	1	2'03.375	3.572	42	1	1'53.891	8.156	31	1	1'53.886	16.738				
40	1	2'03.943	4.140	33	1	1'53.565	8.517	81	1	1'54.633	18.932				
88	1	2'04.091	4.288	5	1	1'53.096	8.676	71	1	1'54.761	19.225				
41	1	2'04.259	4.456	41	1	1'54.244	9.911	23	1	1'55.175	19.753				
25	1	2'04.286	4.483	77	1	1'54.259	10.562	22	1	1'56.054	20.202				
77	1	2'04.619	4.816	31	1	1'54.655	12.170	16	1	1'55.111	21.678				
33	1	2'04.834	5.031	22	1	1'54.714	12.400	19	1	1'54.962	23.355				
5	1	2'05.187	5.384	27	1	1'54.507	12.705	12	1	1'52.646	25.018				
10	1	2'05.322	5.519	81	1	1'54.689	13.338	26	1	1'56.825	32.596				
31	1	2'05.647	5.844	71	1	1'55.427	13.546	25	1	2'10.256	35.967				
71	1	2'05.915	6.112	23	1	1'54.744	13.857	48	1	1'54.739	59.077				
22	1	2'05.950	6.147	16	1	1'55.079	15.045	65	1	1'56.829	59.842				
27	1	2'06.503	6.700	25	1	1'54.256	15.862	40	1	1'55.950	1'07.067				
81	1	2'06.981	7.178	19	1	1'55.077	16.628	Lap 6							
23	1	2'07.466	7.663	26	1	1'58.006	21.795	14	6	1'51.403					
16	1	2'08.059	8.256	65	1	1'56.447	50.698	61	6	1'51.724	2.599				
19	1	2'08.575	8.772	48	1	1'53.293	54.094	17	6	1'52.381	6.941				
26	1	2'09.316	9.513	40	1	2'43.437	58.382	21	6	1'52.045	7.339				
65	1	2'41.475	41.672	Lap 4				88	6	1'51.882	7.391				
48	1	2'49.936	50.133	14	4	1'51.770		75	6	1'52.191	7.912				
Lap 2															
14	2	1'52.301		61	4	1'51.987	2.384	84	6	1'53.296	12.070				
12	2	1'52.181	0.566	17	4	1'53.044	5.243	33	6	1'52.821	12.900				
61	2	1'52.132	0.783	21	4	1'52.592	6.458	42	6	1'53.552	13.445				
17	2	1'53.105	2.043	88	4	1'52.289	6.752	5	6	1'53.129	13.562				
84	2	1'54.501	4.803	75	4	1'52.362	6.920	41	6	1'53.176	17.516				
21	2	1'53.637	4.908	84	4	1'53.302	8.867	77	6	1'53.751	18.562				
75	2	1'54.300	5.043	42	4	1'53.600	9.986	31	6	1'53.735	19.070				
88	2	1'53.432	5.419	33	4	1'53.429	10.176	81	6	1'53.973	21.502				
42	2	1'54.546	5.742	5	4	1'53.698	10.604	71	6	1'53.927	21.749				
40	2	1'54.583	6.422	41	4	1'55.378	13.519	23	6	1'53.504	21.854				
33	2	1'53.699	6.429	77	4	1'55.392	14.184	22	6	1'54.871	23.670				
5	2	1'53.974	7.057	31	4	1'54.262	14.662	16	6	1'55.133	25.408				
41	2	1'54.989	7.144	27	4	1'54.955	15.890	19	6	1'54.272	26.224				
77	2	1'55.265	7.780	22	4	1'55.328	15.958	12	6	1'52.701	26.316				
31	2	1'55.449	8.992	81	4	1'54.541	16.109	26	6	1'57.004	38.197				
22	2	1'55.317	9.163	71	4	1'54.498	16.274	25	6	1'53.729	38.293				
71	2	1'55.785	9.596	23	4	1'54.301	16.388	48	6	1'54.258	1'01.932				
27	2	1'55.276	9.675	25	4	1'53.429	17.521	65	6	1'56.495	1'04.934				
81	2	1'55.249	10.126	16	4	1'55.102	18.377	40	6	1'55.388	1'11.052				
23	2	1'55.228	10.590	19	4	1'55.345	20.203	Lap 7							
16	2	1'55.488	11.443	12	4	2'15.157	24.182	14	7	1'51.584					
19	2	1'56.557	13.028	26	4	1'57.556	27.581	61	7	1'51.706	2.721				
25	2	2'00.901	13.083	65	4	1'55.895	54.823	21	7	1'52.051	7.806				
26	2	1'58.054	15.266	48	4	1'53.824	56.148	77	7	1'52.220	8.027				
65	2	1'56.357	45.728	40	4	1'56.315	1'02.927	17	7	1'53.196	8.553				
48	2	1'54.446	52.278	Lap 5				84	7	1'53.161	13.647				
Lap 3															
14	3	1'51.477		14	5	1'51.810		33	7	1'53.033	14.349				
Lap 8															
14	8	1'51.172		61	5	1'51.704	2.278	5	7	1'52.633	14.611				
61	8	1'51.510	3.059	17	5	1'52.530	6.941	42	7	1'53.086	14.947				
21	8	1'51.694	8.328	21	5	1'52.045	7.339	41	7	1'53.761	19.693				
88	8	1'51.655	8.510	88	5	1'51.882	7.391	77	7	1'54.097	21.075				
17	8	1'51.848	9.229	75	5	1'52.191	7.912	Lap 9							
25	8	1'53.733	40.442	84	5	1'53.296	12.070	14	9	1'51.577					
26	8	1'55.652	42.265	33	5	1'52.821	12.900	61	9	1'51.373	2.855				
65	8	1'56.086	1'09.436	42	5	1'53.552	13.445	21	9	1'51.477	8.228				
48	8	1'59.345	1'09.693	5	5	1'53.129	13.562	88	9	1'51.541	8.474				
40	8	1'54.698	1'14.166	41	5	1'53.176	17.516	17	9	1'51.743	9.395				
Lap 10															
14	10	1'51.519		77	5	1'55.392	14.184	14	9	1'51.577					
61	10	1'51.639	2.975	31	5	1'54.262	14.662	61	9	1'51.373	2.855				
21	10	1'51.572	8.281	27	5	1'54.955	15.890	21	9	1'51.477	8.228				
88	10	1'51.582	8.537	22	5	1'55.328	15.958	88	9	1'51.541	8.474				
17	10	1'51.666	9.542	81	5	1'54.541	16.109	19	9	1'54.058	32.028				
84	10	1'52.817	18.826	71	5	1'54.498	16.274	25	9	1'53.335	42.605				
33	10	1'53.142	19.523	23	5	1'54.301	16.388	48	9	1'55.537	1'14.058				
5	10	1'53.012	19.762	25	5	1'53.429	17.521	65	9	1'56.491	1'14.755				
42	10	1'53.471	20.457	16	5	1'55.102	18.377	40	9	1'54.987	1'17.981				
41	10	1'53.103	24.962	19	5	1'55.345	20.203	Lap 11							
31	10	1'52.876	26.598	12	5	2'15.157	24.182	14	11	1'51.512					
23	10	1'52.219	26.709	26	5	1'57.556	27.581	61	11	1'51.433	2.896				
77	10	1'53.777	28.167	65	5	1'55.895	54.823	21	11	1'51.843	8.612				
12	10	1'53.185	30.351	48	5	1'53.824	56.148	88	11	1'51.944	8.969				
81	10	1'54.620	31.607	40	5	1'56.315	1'02.927	17	11	1'52.001	10.031				
71	10	1'54.633	31.766	Lap 12				84	11	1'52.798	20.112				
22	10	1'54.278	34.355	14	12	1'51.406		33	11	1'52.582	20.593				
19	10	1'53.846	36.414	61	12	1'51.433	2.896	5	11	1'52.621	20.871				
16	10	1'54.563	37.845	21	12	1'52.249	6.559	42	11	1'52.713	21.658				
25	10	1'52.856	45.809	88	12	1'52.116	6.783	41	11	1'53.198	26.648				
48	10	1'53.867	1'19.336	17	12	1'52.135	7.864	23	11	1'52.946	28.143				
65	10	1'55.088	1'22.401	33	12	1'52.790	19.081	31	11	1'53.175	28.261				
40	10	1'54.776	1'24.404	Lap 12											
Lap 11															
14	11	1'51.512		61	11	1'51.406		21	11	1'52.249	6.559				
61	11	1'51.433	2.896	21	11	1'52.249	6.559	88	11	1'52.116	6.783				
21	11	1'51.843	8.612	88	11	1'52.116	6.783	17	11	1'52.135	7.864				
88	11	1'51.944	8.969	17	11	1'52.135	7.864	33	11	1'52.790	19.081				
17	11	1'52.001	10.031	Lap 12											
84	11	1'52.798	20.112	61	12	1'51.406		21	12	1'52.249	6.559				
33	11	1'52.582	20.593	21	12	1'52.249	6.559	88	12	1'52.116	6.783				
5	11	1'52.621	20.871	88	12	1'52.116	6.783	17	12	1'52.135	7.864				
42	11	1'52.713	21.658	33	12	1'52.790	19.081	33	12	1'52.790	19.081				
41	11	1'53.198	26.648	Lap 12											
23	11	1'52.946	28.143	61	12	1'51.406		21	12	1'52.249	6.559				
31	11	1'53.175	28.261	21	12	1'52.249	6.559	88	12	1'52.116	6.783				
77	11	1'53.179	29.834	88	12	1'52.116	6.783	17	12	1'52.135	7.864				
12	11	1'51.533	30.372	17	12	1'52.135	7.864	33	12	1'52.790	19.081				
71	11	1'53.626</													

Num Lap Time Gap

5	1'52.821	19.390
42	1'52.992	20.348
41	1'52.759	25.105
23	1'52.552	26.393
31	1'53.507	27.466
77	1'52.905	28.437
71	1'53.418	32.996
81	1'53.755	34.264
22	1'54.518	36.786
19	1'53.804	37.490
16	1'54.622	40.870
84	2'17.279	43.089
25	1'52.680	45.455
12	2'16.418	52.488
48	1'53.462	1'20.554
65	1'55.333	1'26.973
40	1'54.378	1'27.386

Lap 13

61	1'51.643	
21	1'52.108	7.024
88	1'52.237	7.377
17	1'51.866	8.087
33	1'52.683	20.121
5	1'52.641	20.388
42	1'53.094	21.799
41	1'52.612	26.074
23	1'52.576	27.326
31	1'53.464	29.287
77	1'53.176	29.970
71	1'53.124	34.477
81	1'53.397	36.018
22	1'54.103	39.246
19	1'53.754	39.601
16	1'54.154	43.381
25	1'53.634	47.446
84	1'56.896	48.342
12	1'59.718	1'00.563
48	1'53.124	1'22.035
40	1'55.052	1'30.795
65	1'55.980	1'31.310

Lap 14

61	1'51.618	
21	1'52.139	7.545
88	1'52.280	8.039
17	1'52.105	8.574
33	1'52.232	20.735
5	1'52.307	21.077
42	1'53.071	23.252
41	1'52.949	27.405
23	1'52.410	28.118
31	1'52.999	30.668
77	1'53.150	31.502
71	1'53.303	36.162
81	1'53.470	37.870
22	1'54.585	42.213
19	1'54.520	42.503
16	1'53.831	45.594
25	1'52.255	48.083
84	1'52.750	49.474
12	2'00.810	1'09.755
48	1'53.444	1'23.861
40	1'54.809	1'33.986
65	1'56.591	1'36.283

Lap 15

61	1'51.708	
21	1'52.184	8.021
88	1'51.860	8.191

17	1'51.919	8.785
33	1'51.987	21.014
5	1'52.146	21.515
42	1'52.905	24.449
41	1'52.559	28.256
23	1'52.620	29.030
31	1'53.314	32.274
77	1'53.316	33.110
71	1'53.317	37.771
81	1'53.454	39.616
22	1'53.907	44.412
19	1'54.266	45.061
16	1'53.698	47.584
25	1'52.926	49.301
84	1'52.514	50.280
48	1'53.356	1'25.509
40	1'54.803	1'37.081
65	1'59.101	1'43.676
12	2'26.464	1'44.511

Lap 16

61	1'51.731	
88	1'51.820	8.280
17	1'52.446	8.736
21	1'52.311	9.365
33	1'51.881	21.164
5	1'51.911	21.695
42	1'52.907	25.625
41	1'51.957	28.482
23	1'52.043	29.342
31	1'53.434	33.977
77	1'54.436	35.815
71	1'52.765	38.805
81	1'53.520	41.405
22	1'53.917	46.598
19	1'54.072	47.402
16	1'53.398	49.251
25	1'52.654	50.224
84	1'52.813	51.362
48	1'54.484	1'28.262
40	1'55.217	1'40.567
12	2'01.412	1'54.192

Lap 17

61	1'52.108	
88	1'51.816	7.988
17	1'52.584	9.212
21	1'52.248	9.505
33	1'51.853	20.909
5	1'52.178	21.765
42	1'53.167	26.684
41	1'52.232	28.606
23	1'51.965	29.199
31	1'53.624	35.493
77	1'54.027	37.734
71	1'53.119	39.816
81	1'53.752	43.049
22	1'54.282	48.772
19	1'53.928	49.222
16	1'53.242	50.385
25	1'52.408	50.524
84	1'53.375	52.629
48	1'53.920	1'30.074
40	1'55.221	1'43.680
12	2'01.702	2'03.786

Lap 18

61	1'51.661	
88	1'51.743	8.070
17	1'51.947	9.791

21	1'52.526	10.077
33	1'51.796	21.044
5	1'52.706	22.810
42	1'53.263	28.286
41	1'52.449	29.394
23	1'52.231	29.769
31	1'52.906	36.738
77	1'53.284	39.357
71	1'53.023	41.178
81	1'53.365	44.753
22	1'53.889	51.000
19	1'54.152	51.713
16	1'53.276	52.000
25	1'53.299	52.162
84	1'52.992	53.960
48	1'53.202	1'31.615
40	2'02.759	1'54.778
12	1'58.973	2'11.098

Lap 19

61	1'52.139	
88	1'52.070	8.001
17	1'51.762	9.414
21	1'53.428	11.366
33	1'51.857	20.762
5	1'53.096	23.767
42	1'52.829	28.976
41	1'52.730	29.985
23	1'52.467	30.097
31	1'53.446	38.045
77	1'53.719	40.937
71	1'53.030	42.069
81	1'53.504	46.118
22	1'54.153	53.014
19	1'53.942	53.516
25	1'53.568	53.591
16	1'53.968	53.829
84	1'53.200	55.021
48	1'53.387	1'32.863
40	2'00.665	2'03.304
12	2'06.092	2'25.051

Lap 20

61	1'52.167	
88	1'51.673	7.507
17	1'51.960	9.207
21	1'53.964	13.163
33	1'51.984	20.579
5	1'53.518	25.118
23	1'52.507	30.437
41	1'53.144	30.962
42	1'54.298	31.107
31	1'54.064	39.942
77	1'53.545	42.315
71	1'53.197	43.099
81	1'53.856	47.807
25	1'53.516	54.940
22	1'54.404	55.251
16	1'53.888	55.550
19	1'54.861	56.210
84	1'53.545	56.399
48	1'53.012	1'33.708
40	1'57.492	2'08.629
12	2'03.967	2'36.851

Lap 21

61	1'52.267	
88	1'52.352	7.592
17	1'52.347	9.287
21	1'53.263	14.159

33	1'51.789	20.101
5	1'52.856	25.707
23	1'52.140	30.310
41	1'52.446	31.141
42	1'54.086	32.926
31	1'53.045	40.720
77	1'53.357	43.405
71	1'53.314	44.146
81	1'53.739	49.279
25	1'53.005	55.678
16	1'54.463	57.746
84	1'54.634	58.766
19	1'55.563	59.506
22	1'56.559	59.543
48	1'53.378	1'34.819
40	1'58.050	2'14.412
12	1'59.815	2'44.399

Lap 22

61	1'53.026	
88	1'52.125	6.691
17	1'52.621	8.882
21	1'53.533	14.666
33	1'51.771	18.846
5	1'52.270	24.951
23	1'52.203	29.487
41	1'53.909	32.024
42	1'54.216	34.116
31	1'53.095	40.789
71	1'53.550	44.670
81	1'54.134	50.387
25	1'53.461	56.113
16	1'53.103	57.823
84	1'53.255	58.995
22	1'53.337	59.854
19	1'54.994	1'01.474
48	1'54.208	1'36.001
40	2'01.157	2'22.543
12	1'58.734	2'50.107

Lap 23

61	1'56.072	
88	1'53.452	4.071
17	1'53.320	6.130
21	1'54.303	12.897
33	1'51.961	14.735
5	1'53.105	21.984
23	1'53.226	26.641
41	1'54.806	30.758
42	1'55.367	33.411
31	1'54.291	39.008
71	1'53.734	42.332
81	1'54.616	48.931
25	1'54.393	54.434
16	1'52.834	54.585
84	1'53.501	56.424
22	1'53.440	57.222
19	1'55.139	1'00.541
48	1'55.164	1'35.093

Lapped rider

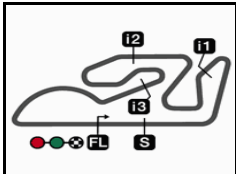
These data/results cannot be reproduced, stored and/or transmitted in whole or in part by any manner of electronic, mechanical, photocopying, recording, broadcasting or otherwise now known or herein after developed without the previous express consent by the copyright owner, except for reproduction in daily press and regular printed publications on sale to the public within 60 days of the event related to those data/results and always provided that copyright symbol appears together as follows below.

© DORNA, 2018

Official MotoGP Timing by TISSOT
www.motogp.com

Cheste, Sunday, November 18, 2018





4005 m.

GRAN PREMIO MOTUL DE LA COMUNITAT VALENCIANA

Moto3™

2018 Rookie of the Year Classification

36

Rider	Nation	Points	Leader Previous	QAT	ARG	AME	SPA	FRA	ITA	CAT	NED	GER	CZE	AUT	GBR	RSM	ARA	THA	JPN	AUS	MAL	VAL
1 MASIA Jaume	SPA	76		4	-	-	11	6	-	-	13	10	-	10	-	-	7	-	5	-	-	10
2 FOGGIA Dennis	ITA	55	21	21	-	-	-	2	-	7	4	-	4	-	-	9	-	16	13	-	-	-
3 LOPEZ Alonso	SPA	36	40	19	-	10	-	13	-	-	8	-	-	-	-	-	-	-	-	5	-	-
4 YURCHENKO Makar	KAZ	9	67	27	-	-	-	2	3	-	4	-	-	-	-	-	-	-	-	-	-	-
5 MASAKI Kazuki	JPN	9	67	0	3	-	-	-	-	-	-	1	3	-	-	1	-	-	-	-	-	1

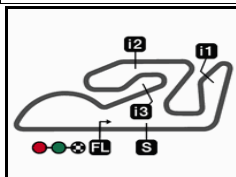
These data/results cannot be reproduced, stored and/or transmitted in whole or in part by any manner of electronic, mechanical, photocopying, recording, broadcasting or otherwise now known or herein after developed without the previous express consent by the copyright owner, except for reproduction in daily press and regular printed publications on sale to the public within 60 days of the event related to those data/results and always provided that copyright symbol appears together as follows below.

© DORNA, 2018

Official MotoGP Timing by TISSOT
www.motogp.com

Cheste, Sunday, November 18, 2018





4005 m.

2018 Riders Performance

(Qualifying Position - Starting Position - Race Position)

37

Rider	Points	QAT	ARG	AME	SPA	FRA	ITA	CAT	NED	GER	CZE	AUT	GBR	RSM	ARA	THA	JPN	AUS	MAL	VAL
1 MARTIN Jorge	260	2	9	1	1	1	1	2	1	1		2	1	1	1	13	4	1	1	13
		2-1	29-11	1-1	1-NC	1-NC	1-1	2-NC	1-1	1-1	-	2-3	-NS	1-2	1-1	13-4	4-NC	1-5	1-1	13-2
2 DI GIANNANTONIO Fabio	218	16	6	5	3	8	6	13	7	10	5	16	5	4	10	9	15	17	13	15
		16-6	6-3	5-5	3-7	8-4	6-3	13-7	7-9	10-NC	5-1	16-11	-NS	4-3	4-4	9-1	15-NC	17-2	13-6	15-4
3 BEZZECCHI Marco	214	6	2	9	5	6	5	9	8	7	14	1	11	6	6	1	3	15	2	6
		6-14	2-1	9-3	5-2	6-NC	5-2	9-2	8-NC	7-2	14-6	1-1	-NS	6-NC	18-2	1-NC	3-1	15-NC	2-5	6-20
4 BASTIANINI Enea	177	10	5	6	8	3	14	1	2	3	10	9	8	5	3	8	6	14	6	14
		10-NC	5-4	6-2	7-NC	3-NC	14-6	1-1	2-3	3-NC	10-4	9-2	-NS	5-NC	15-3	8-NC	6-7	14-8	6-3	14-5
5 DALLA PORTA Lorenzo	151	9	15	17	9	11	17	10	5	17	17	11	3	8	16	10	10	20	14	20
		9-3	15-7	17-18	8-NL	10-NC	17-8	10-17	5-6	15-13	17-10	11-5	-NS	8-1	22-13	10-2	10-2	20-NC	14-2	20-18
6 CANET Aron	128	7	8	2	15	10	4	5	4	5	6	4	13	3	9		19	10	15	5
		7-2	8-2	2-8	14-NC	28-8	4-11	5-NC	4-2	5-5	6-2	4-10	-NS	3-NC	3-NC	-	19-NL	10-6	15-NC	5-NL
7 RODRIGO Gabriel	116	3	3	12	20	23	12	8	10	12	7	6	7	2	8	20	1	5		23
		3-5	3-9	12-12	20-10	22-NC	12-4	8-3	10-8	12-NC	7-5	6-8	-NS	2-4	20-NC	20-5	1-8	5-NC	-	29-17
8 KORNFEIL Jakub	116	11	18	21	16	2	21	14	11	21	1	13	17	9	13	23	16	4	22	8
		11-9	18-14	21-7	15-8	2-6	21-23	14-11	23-5	21-7	1-3	13-13	-NS	9-5	26-11	23-10	16-10	4-9	21-20	8-15
9 ARENAS Albert	107	23	12	24	24	5	22	19	13	11	15	3	4	13	15	17	9	11	5	9
		-NS	12-NC	24-15	24-NC	5-1	22-14	19-NC	19-14	11-NC	15-9	3-4	-NS	13-6	7-7	17-NC	9-NC	11-1	5-4	9-NC
10 RAMIREZ Marcos	102	15	26	14	18	4	9	25	9	2	3	7	10	21	12	16	11	8	19	7
		15-15	26-12	14-NC	17-3	4-3	9-15	24-NC	9-10	2-4	3-7	7-15	-NS	21-16	6-5	16-8	11-12	8-NC	18-11	7-9
11 MIGNO Andrea	84	14	10	16	6	9	15	16	24	25	22	19	25	19	21	28	18	27	23	28
		14-10	10-13	16-4	18-13	9-2	15-5	16-NC	18-26	24-12	22-20	19-NC	-NS	19-9	27-12	28-11	18-13	26-13	22-16	27-14
12 MCPHEE John	78	12	22	3	17	25	19	7	6	8	2	30	19	25	23	19	2	18	4	3
		12-NC	22-17	3-14	16-NL	27-12	19-12	7-4	6-NC	8-3	2-NC	30-12	-NS	24-NC	10-10	19-NC	2-5	18-14	4-NC	3-3
13 MASIA Jaume	76	13	11	10	25	20	13	17	20	4	11	12	2	11	2	2	21	19		16
		13-12	11-NC	10-21	25-5	19-10	13-NC	17-NC	15-4	4-6	11-17	12-6	-NS	11-NC	2-9	2-17	21-11	19-NC	-	16-6

NC=Not classified NL=Not finished first lap NP=Not started race re-start N2=Not finished first lap race re-start EX=Excluded NS=Not Started DS=Disqualified

These data/results cannot be reproduced, stored and/or transmitted in whole or in part by any manner of electronic, mechanical, photocopying, recording, broadcasting or otherwise now known or herein after developed without the previous express consent by the copyright owner, except for reproduction in daily press and regular printed publications on sale to the public within 60 days of the event related to those data/results and always provided that copyright symbol appears together as follows below.
© DORNA, 2018

	Rider	Points	QAT	ARG	AME	SPA	FRA	ITA	CAT	NED	GER	CZE	AUT	GBR	RSM	ARA	THA	JPN	AUS	MAL	VAL
14	SUZUKI Tatsuki	71	NC -NS	19 19-21	4 4-9	10 9-6	15 14-9	2 2-17	3 3-5	22 16-13	15 14-NC	NC 28-14	17 17-18	6 -NS	16 16-NC	17 8-6	14 14-NC	26 26-15	24 23-4	7 7-9	18 18-NL
15	ANTONELLI Niccolò	71	1 1-4	7 7-8	19 19-24	4 4-11	7 7-5	7 7-9	NC -NS	15 12-15	16 19-16	9 9-11	14 14-22	12 -NS	15 15-10	7 25-NC	5 5-NC	17 17-NC	-	10 10-10	26 25-7
16	OETTL Philipp	58	8 8-NC	20 30-23	11 11-6	2 2-1	12 11-15	20 20-19	18 18-16	18 14-18	13 13-8	4 4-8	8 8-14	14 -NS	24 -NS	18 9-19	18 18-13	22 22-16	6 6-15	25 24-19	27 31-NC
17	BINDER Darryn	57	20 20-NC	25 25-22	15 15-13	30 -NS	13 12-11	25 25-13	20 20-NL	23 17-7	-	19 19-23	27 27-19	27 -NS	23 23-8	26 13-18	6 6-NC	5 5-3	2 2-12	11 11-7	19 19-19
18	ARBOLINO Tony	57	26 25-17	1 1-10	20 20-20	21 21-NC	14 13-7	18 18-7	22 22-NC	14 11-17	6 6-17	16 16-15	5 5-9	18 -NS	12 12-11	4 16-16	4 4-14	12 12-6	7 7-NC	3 3-8	1 1-NC
19	FOGGIA Dennis	55	25 24-16	14 14-NC	7 7-16	12 11-NL	22 21-14	27 27-NC	26 25-9	19 28-12	27 30-19	13 13-12	15 15-26	21 -NS	20 20-7	5 29-25	25 25-3	7 7-4	9 9-NC	16 16-NC	17 17-NC
20	SASAKI Ayumu	50	4 4-8	13 13-16	8 8-11	23 23-12	26 24-16	3 3-16	4 4-NC	16 27-19	9 9-10	NC 27-22	18 18-7	20 -NS	10 10-NC	-	11 11-NC	13 13-9	3 3-10	9 9-18	25 24-11
21	NORRODIN Adam	46	17 17-11	4 4-5	25 25-NC	27 29-16	28 26-NC	8 8-NC	21 21-13	12 30-21	18 16-11	21 21-NC	10 10-17	15 -NS	14 14-12	11 5-8	22 22-15	23 23-19	13 13-7	18 28-23	-
22	TOBA Kaito	37	5 5-7	24 24-19	28 28-NC	11 10-9	27 25-17	10 10-20	6 6-6	21 29-16	24 23-18	20 20-NC	28 28-16	26 -NS	17 17-13	28 17-26	26 26-12	28 28-17	12 12-19	20 19-12	21 21-NC
23	LOPEZ Alonso	36	21 21-NC	21 21-6	22 22-17	7 6-4	18 17-19	26 26-18	24 27-8	26 21-25	20 20-NC	25 25-18	20 20-24	22 -NS	30 29-NC	25 12-20	30 30-NC	20 20-18	16 16-11	17 17-NC	11 11-NL
24	ONCU Can	25	- -	- -	- -	- -	- -	- -	- -	- -	- -	- -	- -	- -	- -	- -	- -	- -	- -	- -	4 4-1
25	VIETTI Celestino	24	- -	- -	- -	- -	- -	- -	- -	- -	- -	- -	- -	- -	- -	- -	- -	24 24-14	22 21-3	12 12-NC	24 23-10
26	BULEGA Nicolo	18	22 22-NC	27 27-NC	23 23-NC	22 22-17	16 15-NC	16 16-21	12 12-NC	3 3-11	23 25-14	18 18-19	22 22-23	9 -NS	7 7-NC	14 21-14	7 7-7	-	-	-	-
27	PEREZ Vicente	16	- -	- -	- -	- -	- -	- -	28 -NS	-	28 27-NC	24 24-21	29 29-25	23 -NS	27 26-14	24 11-15	12 12-6	14 14-NC	21 27-20	21 20-13	12 12-NC
28	FERNANDEZ Raul	16	- -	- -	- -	- -	- -	- -	15 15-10	-	14 17-9	-	-	-	-	19 23-17	-	-	-	-	10 10-13
29	ATIRATPHUVAPAT Nakarin	12	27 26-18	23 23-18	13 13-23	29 27-19	24 23-20	28 28-25	29 26-14	25 20-22	29 28-NC	8 8-16	24 24-28	24 -NS	26 25-18	29 19-24	21 21-NC	27 27-21	26 25-18	24 23-14	2 2-8

NC=Not classified NL=Not finished first lap NP=Not started race re-start N2=Not finished first lap race re-start EX=Excluded NS=Not Started DS=Disqualified

These data/results cannot be reproduced, stored and/or transmitted in whole or in part by any manner of electronic, mechanical, photocopying, recording, broadcasting or otherwise now known or herein after developed without the previous express consent by the copyright owner, except for reproduction in daily press and regular printed publications on sale to the public within 60 days of the event related to those data/results and always provided that copyright symbol appears together as follows below.
© DORNA, 2018

Official MotoGP Timing by TISSOT
www.motogp.com



	Rider	Points	QAT	ARG	AME	SPA	FRA	ITA	CAT	NED	GER	CZE	AUT	GBR	RSM	ARA	THA	JPN	AUS	MAL	VAL
30	YURCHENKO Makar	9	24 23-19	28 28-24	18 18-19	13 12-14	19 18-13	23 23-NC	23 23-12	-	-	-	-	-	-	-	-	-	-	28 26-17	-
31	MASAKI Kazuki	9	19 19-13	17 17-20	27 27-22	14 13-20	17 16-18	11 11-22	11 11-NC	28 24-20	22 22-15	12 12-13	25 25-21	16 -NS	22 22-15	20 24-21	3 3-20	8 8-22	-	8 8-15	22 22-16
32	LOI Livio	8	18 18-NC	16 16-15	26 26-10	28 26-18	21 20-21	30 30-24	27 28-15	17 13-24	-	-	-	-	-	-	-	-	-	-	-
33	CHANTRA Somkiat	7	-	-	-	-	-	-	-	-	-	-	-	-	-	-	24 24-9	-	-	-	-
34	PAGLIANI Manuel	6	-	-	-	-	-	24 24-10	-	-	-	-	-	-	-	-	-	-	-	-	-
35	NEPA Stefano	4	-	-	-	-	-	29 29-NC	-	29 25-27	30 29-21	23 23-NC	21 21-27	29 -NS	29 28-17	27 14-22	27 27-19	25 25-20	25 24-17	27 27-21	29 28-12
36	OGURA Ai	1	-	-	-	19 19-15	-	-	-	27 22-23	19 18-NC	-	26 26-20	-	-	-	-	-	-	-	-
37	MONTELLA Yari	0	-	-	-	-	-	-	-	-	-	-	-	-	28 27-19	-	-	-	23 22-16	-	-
38	WONGTHANANON Apiwath	0	-	-	-	-	-	-	-	-	-	-	-	-	-	-	15 15-16	-	-	26 25-22	-
39	ALCOBA Jeremy	0	-	-	-	26 28-NL	-	-	-	-	-	-	-	-	-	22 28-23	29 29-18	-	-	-	-
40	ZANNONI Kevin	0	-	-	-	-	-	-	-	-	-	-	-	-	18 18-20	-	-	-	-	-	-
41	GRÜNWARD Luca	0	-	-	-	-	-	-	-	26 26-20	-	-	-	-	-	-	-	-	-	-	-
42	OKAZAKI Shizuka	0	-	-	-	-	-	-	-	-	-	-	-	-	-	-	-	29 29-23	-	-	-
43	IKMAL Izam	0	-	-	-	-	-	-	-	-	-	-	-	-	-	-	-	-	-	-	30 30-NC
44	FUKUSHIMA Yuto	0	-	-	-	-	-	-	-	-	-	-	-	-	-	-	-	30 30-24	-	-	-
45	SALAC Filip	0	-	-	-	-	-	-	-	-	-	26 26-24	-	-	-	-	-	-	-	-	-

NC=Not classified NL=Not finished first lap NP=Not started race re-start N2=Not finished first lap race re-start EX=Excluded NS=Not Started DS=Disqualified

These data/results cannot be reproduced, stored and/or transmitted in whole or in part by any manner of electronic, mechanical, photocopying, recording, broadcasting or otherwise now known or herein after developed without the previous express consent by the copyright owner, except for reproduction in daily press and regular printed publications on sale to the public within 60 days of the event related to those data/results and always provided that copyright symbol appears together as follows below.
© DORNA, 2018

Official MotoGP Timing by TISSOT
www.motogp.com



	Rider	Points	QAT	ARG	AME	SPA	FRA	ITA	CAT	NED	GER	CZE	AUT	GBR	RSM	ARA	THA	JPN	AUS	MAL	VAL
46	VAN DE LAGEMAAT Ryan	0								30											
			-	-	-	-	-	-	-	26-28	-	-	-	-	-	-	-	-	-	-	-
47	KOFLER Maximilian	0											23								
			-	-	-	-	-	-	-	-	-	-	23-29	-	-	-	-	-	-	-	-

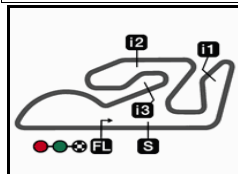
NC=Not classified NL=Not finished first lap NP=Not started race re-start N2=Not finished first lap race re-start EX=Excluded NS=Not Started DS=Disqualified

These data/results cannot be reproduced, stored and/or transmitted in whole or in part by any manner of electronic, mechanical, photocopying, recording, broadcasting or otherwise now known or herein after developed without the previous express consent by the copyright owner, except for reproduction in daily press and regular printed publications on sale to the public within 60 days of the event related to those data/results and always provided that copyright symbol appears together as follows below.
© DORNA, 2018

Official MotoGP Timing by TISSOT
www.motogp.com

Cheste, Sunday, November 18, 2018





4005 m.

GRAN PREMIO MOTUL DE LA COMUNITAT VALENCIANA

Official Starting Grid

Race : 23 laps = 92.115 km



1	3 1'47.116 17 John MCPHEE KTM	2 1'47.017 41 Nakarin ATIRATPHUVAPAT Honda	1 1'46.773 14 Tony ARBOLINO Honda
2	6 1'47.776 12 Marco BEZZECCHI KTM	5 1'47.431 44 Aron CANET Honda	4 1'47.336 61 Can ONCU KTM
3	9 1'47.826 75 Albert ARENAS KTM	8 1'47.796 84 Jakub KORNFEIL KTM	7 1'47.783 42 Marcos RAMIREZ KTM
4	12 1'48.069 77 Vicente PEREZ KTM	11 1'47.896 72 Alonso LOPEZ Honda	10 1'47.880 25 Raul FERNANDEZ KTM
5	15 1'48.357 21 Fabio DI GIANNANTONIO Honda	14 1'48.216 33 Enea BASTIANINI Honda	13 1'48.124 88 Jorge MARTIN Honda
6	18 1'48.614 24 Tatsuki SUZUKI Honda	17 1'48.543 10 Dennis FOGGIA KTM	16 1'48.435 5 Jaume MASIA KTM
7	21 1'49.027 27 Kaito TOBA Honda	20 1'48.894 48 Lorenzo DALLA PORTA Honda	19 1'48.772 40 Darryn BINDER KTM
8	24 1'49.980 71 Ayumu SASAKI Honda	23 1'49.802 31 Celestino VIETTI KTM	22 1'49.469 22 Kazuki MASAKI KTM

FIM MotoGP Stewards grid penalty for rider #19

The results are provisional until the end of the limit for protest and appeals and until the ratification of the Event Management Committee.

Time limit for protest expires 60' at the latest after publication of the results - Mr. Time:

These data/results cannot be reproduced, stored and/or transmitted in whole or in part by any manner of electronic, mechanical, photocopying, recording, broadcasting or otherwise now known or herein after developed without the previous express consent by the copyright owner, except for reproduction in daily press and regular printed publications on sale to the public within 60 days of the event related to those data/results and always provided that copyright symbol appears together as follows below.

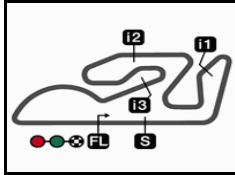
© DORNA, 2018

Official MotoGP Timing by TISSOT
www.motogp.com

Cheste, Sunday, November 18, 2018

Page 1 of 2





4005 m.

GRAN PREMIO MOTUL DE LA COMUNITAT VALENCIANA

Official Starting Grid

Moto3™

Race : 23 laps = 92.115 km

9

10

27
1'51.870
16 Andrea MIGNO
KTM

30
1'53.093
26 Izam IKMAL
Honda

26
1'50.145
65 Philipp OETTL
KTM

29
1'49.696
19 Gabriel RODRIGO
KTM

25
1'50.011
23 Niccolò ANTONELLI
Honda

28
1'52.119
81 Stefano NEPA
KTM

FIM MotoGP Stewards grid penalty for rider #19

The results are provisional until the end of the limit for protest and appeals and until the ratification of the Event Management Committee.

Time limit for protest expires 60' at the latest after publication of the results - Mr. Time:

These data/results cannot be reproduced, stored and/or transmitted in whole or in part by any manner of electronic, mechanical, photocopying, recording, broadcasting or otherwise now known or herein after developed without the previous express consent by the copyright owner, except for reproduction in daily press and regular printed publications on sale to the public within 60 days of the event related to those data/results and always provided that copyright symbol appears together as follows below.

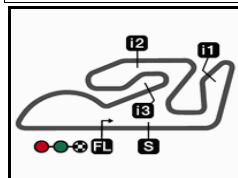
© DORNA, 2018

Official MotoGP Timing by TISSOT
www.motogp.com

Cheste, Sunday, November 18, 2018

Page 2 of 2





4005 m.

GRAN PREMIO MOTUL DE LA COMUNITAT VALENCIANA

Race

Top Speed & Average



Rider	Nation	Motorcycle	Top 5 speeds					Average	Top
10 Dennis FOGGIA	ITA	KTM	218.1	171.9				195.0	218.1
22 Kazuki MASAKI	JPN	KTM	217.1	216.3	214.1	213.9	213.8	215.0	217.1
23 Niccolò ANTONELLI	ITA	HONDA	216.9	216.7	215.5	214.6	214.5	215.6	216.9
5 Jaume MASIA	SPA	KTM	216.3	216.2	215.3	215.0	214.7	215.5	216.3
25 Raul FERNANDEZ	SPA	KTM	216.3	213.2	213.1	212.4	212.4	213.5	216.3
42 Marcos RAMIREZ	SPA	KTM	214.4	213.4	213.0	212.2	212.1	213.0	214.4
31 Celestino VIETTI	ITA	KTM	214.4	214.2	213.8	213.7	213.6	213.9	214.4
27 Kaito TOBA	JPN	HONDA	214.3	211.5	210.3	205.9	175.1	203.4	214.3
77 Vicente PEREZ	SPA	KTM	214.3	213.1	212.9	212.8	212.7	213.1	214.3
75 Albert ARENAS	SPA	KTM	214.2	213.6	213.1	212.7	211.1	212.9	214.2
33 Enea BASTIANINI	ITA	HONDA	214.0	213.0	212.7	212.2	211.3	212.6	214.0
16 Andrea MIGNO	ITA	KTM	214.0	213.4	212.3	211.8	211.2	212.5	214.0
12 Marco BEZZECCHI	ITA	KTM	213.7	213.2	213.0	212.8	212.6	213.1	213.7
71 Ayumu SASAKI	JPN	HONDA	213.6	213.6	213.4	213.3	212.8	213.3	213.6
41 Nakarin ATIRATPHUVAPAT	THA	HONDA	213.5	210.3	209.4	209.1	208.5	210.2	213.5
19 Gabriel RODRIGO	ARG	KTM	213.4	212.9	212.2	211.9	211.8	212.4	213.4
81 Stefano NEPA	ITA	KTM	213.2	213.0	212.6	212.4	212.3	212.7	213.2
88 Jorge MARTIN	SPA	HONDA	212.8	211.6	211.2	211.1	210.9	211.4	212.8
17 John MCPHEE	GBR	KTM	212.4	211.5	211.3	211.3	211.2	211.5	212.4
21 Fabio DI GIANNANTONIO	ITA	HONDA	212.3	212.0	209.2	208.6	207.3	209.9	212.3
40 Darryn BINDER	RSA	KTM	211.3	210.1	209.4	209.2	209.0	209.8	211.3
65 Philipp OETTL	GER	KTM	210.7	210.3	210.0	209.9	209.8	210.1	210.7
14 Tony ARBOLINO	ITA	HONDA	210.5	210.5	210.4	210.3	210.1	210.4	210.5
84 Jakub KORNFEIL	CZE	KTM	210.5	208.6	208.0	207.5	207.5	208.4	210.5
61 Can ONCU	TUR	KTM	209.6	208.0	206.8	206.4	206.4	207.4	209.6
48 Lorenzo DALLA PORTA	ITA	HONDA	209.3	206.4	206.3	205.5	205.3	206.4	209.3
26 Izam IKMAL	MAL	HONDA	208.6	207.9	207.8	207.0	206.9	207.6	208.6
24 Tatsuki SUZUKI	JPN	HONDA	170.3					170.3	170.3
72 Alonso LOPEZ	SPA	HONDA	166.3					166.3	166.3
44 Aron CANET	SPA	HONDA	160.9					160.9	160.9

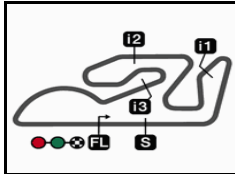
These data/results cannot be reproduced, stored and/or transmitted in whole or in part by any manner of electronic, mechanical, photocopying, recording, broadcasting or otherwise now known or herein after developed without the previous express consent by the copyright owner, except for reproduction in daily press and regular printed publications on sale to the public within 60 days of the event related to those data/results and always provided that copyright symbol appears together as follows below.

© DORNA, 2018

Official MotoGP Timing by TISSOT
www.motogp.com



Cheste, Sunday, November 18, 2018




4005 m.

GRAN PREMIO MOTUL DE LA COMUNITAT VALENCIANA

Race

Fastest Laps Sequence

Lap	Race Time	 Rider	Nation	Motorcycle	Time	Km/h	Riders's Lap
2	3'52.104	14 Tony ARBOLINO	ITA	HONDA	1'52.301	128.3	2
2	3'52.670	12 Marco BEZZECCHI	ITA	KTM	1'52.181	128.5	2
2	3'52.887	61 Can ONCU	TUR	KTM	1'52.132	128.5	2
3	5'43.581	14 Tony ARBOLINO	ITA	HONDA	1'51.477	129.3	3
6	11'18.564	14 Tony ARBOLINO	ITA	HONDA	1'51.403	129.4	6
8	15'01.320	14 Tony ARBOLINO	ITA	HONDA	1'51.172	129.6	8

These data/results cannot be reproduced, stored and/or transmitted in whole or in part by any manner of electronic, mechanical, photocopying, recording, broadcasting or otherwise now known or herein after developed without the previous express consent by the copyright owner, except for reproduction in daily press and regular printed publications on sale to the public within 60 days of the event related to those data/results and always provided that copyright symbol appears together as follows below.

© DORNA, 2018

Official MotoGP Timing by TISSOT
www.motogp.com

Cheste, Sunday, November 18, 2018

