

5513 m.

RED BULL GRAND PRIX OF THE AMERICAS

Race

Classification after 18 laps = 99.234 km

29

Pos		Rider	Nation	Team	Motorcycle	Total Time	Km/h	Gap
1	25	12 Thomas LUTHI	SWI	Dynavolt Intact GP	KALEX	39'11.508	151.9	
2	20	23 Marcel SCHROTTER	GER	Dynavolt Intact GP	KALEX	39'14.040	151.7	2.532
3	16	9 Jorge NAVARRO	SPA	Beta Tools Speed Up	SPEED UP	39'15.344	151.6	3.836
4	13	54 Mattia PASINI	ITA	Flexbox HP 40	KALEX	39'16.265	151.6	4.757
5	11	73 Alex MARQUEZ	SPA	EG 0,0 Marc VDS	KALEX	39'19.249	151.4	7.741
6	10	10 Luca MARINI	ITA	SKY Racing Team VR46	KALEX	39'19.539	151.4	8.031
7	9	22 Sam LOWES	GBR	Federal Oil Gresini Moto2	KALEX	39'19.790	151.3	8.282
8	8	24 Simone CORSI	ITA	Tasca Racing Scuderia Moto2	KALEX	39'20.461	151.3	8.953
9	7	33 Enea BASTIANINI	ITA	Italtrans Racing Team	KALEX	39'22.214	151.2	10.706
10	6	5 Andrea LOCATELLI	ITA	Italtrans Racing Team	KALEX	39'28.376	150.8	16.868
11	5	87 Remy GARDNER	AUS	ONEXO TKKR SAG Team	KALEX	39'37.141	150.2	25.633
12	4	45 Tetsuta NAGASHIMA	JPN	ONEXO TKKR SAG Team	KALEX	39'37.456	150.2	25.948
13	3	64 Bo BENDSNEYDER	NED	NTS RW Racing GP	NTS	39'38.505	150.1	26.997
14	2	77 Dominique AEGERTER	SWI	MV Agusta Idealavoro Forward	MV AGUSTA	39'38.970	150.1	27.462
15	1	88 Jorge MARTIN	SPA	Red Bull KTM Ajo	KTM	39'38.990	150.1	27.482
16	2	Jesko RAFFIN	SWI	NTS RW Racing GP	NTS	39'50.943	149.4	39.435
17	89	Khairul Idham PAWI	MAL	Petronas Sprinta Racing	KALEX	40'01.090	148.7	49.582
18	65	Philipp OETTL	GER	Red Bull KTM Tech 3	KTM	40'02.755	148.6	51.247
19	3	Lukas TULOVIC	GER	Kiefer Racing	KTM	40'02.888	148.6	51.380
20	35	Somkiat CHANTRA	THA	IDEMITSU Honda Team Asia	KALEX	40'05.286	148.5	53.778
21	6	Gabriele RUIU	ITA	MV Agusta Idealavoro Forward	MV AGUSTA	40'30.664	146.9	1'19.156
22	20	Dimas EKKY PRATAMA	INA	IDEMITSU Honda Team Asia	KALEX	40'30.794	146.9	1'19.286
Not classified								
	27	Iker LECUONA	SPA	American Racing KTM	KTM	28'28.496	151.0	5 laps
	72	Marco BEZZECCHI	ITA	Red Bull KTM Tech 3	KTM	27'45.427	143.0	6 laps
	18	Xavi CARDELUS	AND	Sama Qatar Angel Nieto Team	KTM	13'55.669	142.4	12 laps
	41	Brad BINDER	RSA	Red Bull KTM Ajo	KTM	5'01.631	131.5	16 laps
Not finished first lap								
	21	Fabio DI GIANNANTONIO	ITA	Beta Tools Speed Up	SPEED UP			
	7	Lorenzo BALDASSARRI	ITA	Flexbox HP 40	KALEX			
	97	Xavi VIERGE	SPA	EG 0,0 Marc VDS	KALEX			
	16	Joe ROBERTS	USA	American Racing KTM	KTM			

The results are provisional until the end of the limit for protest and appeals.

Time limit for protest expires 30' after publication of the results - Time:

These data/results cannot be reproduced, stored and/or transmitted in whole or in part by any manner of electronic, mechanical, photocopying, recording, broadcasting or otherwise now known or herein after developed without the previous express consent by the copyright owner, except for reproduction in daily press and regular printed publications on sale to the public within 60 days of the event related to those data/results and always provided that copyright symbol appears together as follows below.

© DORNA, 2019

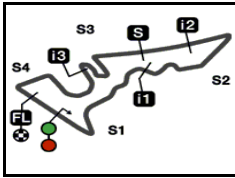
Official MotoGP Timing by TISSOT
www.motogp.com

Austin, Sunday, April 14, 2019

Page 1 of 2







5513 m.

RED BULL GRAND PRIX OF THE AMERICAS

Race

Classification after 18 laps = 99.234 km

29

Pos	Rider	Nation	Team	Motorcycle	Total Time	Km/h	Gap
-----	-------	--------	------	------------	------------	------	-----

Race condition: Dry
 Air: 17°
 Humidity: 45%
 Ground: 33°

Pole Position:		Marcel SCHROTTER	2'10.875	151.6 Km/h
Fastest Lap:	Lap 9	Thomas LUTHI	2'10.041	152.6 Km/h
Best Race Lap:	2017	Franco MORBIDELLI	2'09.948	152.7 Km/h
All Time Lap Record:	2016	Alex RINS	2'08.850	154.0 Km/h

12:05'00

12:18'24

12:21'37

- 12:21'51 Xavi VIERGE
- 12:21'51 Fabio DI GIANNANTONIO
- 12:21'51 Joe ROBERTS
- 12:22'47 Lorenzo BALDASSARRI

12:24'29

-
- 12:26'39 Brad BINDER
- 12:35'33 Xavi CARDELUS
- 12:46'24 Marco BEZZECCHI
- 12:46'41 Marco BEZZECCHI
- 12:49'23 Marco BEZZECCHI
- 12:51'34 Iker LECUONA

SIGHTING LAP START

WARM UP LAP START

RACE START

- crashed out - Rider OK
- crashed out - Rider OK
- crashed out - Rider OK
- crashed out - Rider OK

No jump start

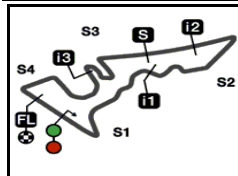
- entered pits and retired
- entered pits and retired
- crashed out - Rider OK
- re-joined race
- entered pits and retired
- crashed out - Rider OK

The results are provisional until the end of the limit for protest and appeals.

Time limit for protest expires 30' after publication of the results - Time:

These data/results cannot be reproduced, stored and/or transmitted in whole or in part by any manner of electronic, mechanical, photocopying, recording, broadcasting or otherwise now known or herein after developed without the previous express consent by the copyright owner, except for reproduction in daily press and regular printed publications on sale to the public within 60 days of the event related to those data/results and always provided that copyright symbol appears together as follows below.





5513 m.

RED BULL GRAND PRIX OF THE AMERICAS

World Championship Classification

30

Rider		Points	Leader	Previous	QAT	ARG	AME	SPA	FRA	ITA	CAT	NED	GER	CZE	AUT	GBR	RSM	ARA	THA	JPN	AUS	MAL	VAL
1	BALDASSARRI Lorenzo	ITA	50			25	25	-															
2	SCHROTTER Marcel	GER	47	3	3	16	11	20															
3	LUTHI Thomas	SWI	45	5	2	20	-	25															
4	GARDNER Remy	AUS	38	12	7	13	20	5															
5	MARQUEZ Alex	SPA	36	14	2	9	16	11															
6	MARINI Luca	ITA	27	23	9	8	9	10															
7	NAVARRO Jorge	SPA	24	26	3	-	8	16															
8	BASTIANINI Enea	ITA	21	29	3	7	7	7															
9	LOWES Sam	GBR	19	31	2	10	-	9															
10	BINDER Brad	RSA	14	36	5	4	10	-															
11	LOCATELLI Andrea	ITA	14	36	0	3	5	6															
12	LECUONA Iker	SPA	13	37	1	-	13	-															
13	PASINI Mattia	ITA	13	37	0	-	-	13															
14	FERNANDEZ Augusto	SPA	11	39	2	11	-	-															
15	CORSI Simone	ITA	8	42	3	0	-	8															
16	NAGASHIMA Tetsuta	JPN	8	42	0	-	4	4															
17	CHANTRA Somkiat	THA	6	44	2	-	6	0															
18	VIERGE Xavi	SPA	6	44	0	6	-	-															
19	DI GIANNANTONIO Fabi	ITA	5	45	1	5	-	-															
20	BENDSNEYDER Bo	NED	5	45	0	0	2	3															
21	PAWI Khairul Idham	MAL	3	47	2	0	3	0															
22	RAFFIN Jesko	SWI	3	47	0	2	1	0															

These data/results cannot be reproduced, stored and/or transmitted in whole or in part by any manner of electronic, mechanical, photocopying, recording, broadcasting or otherwise now known or herein after developed without the previous express consent by the copyright owner, except for reproduction in daily press and regular printed publications on sale to the public within 60 days of the event related to those data/results and always provided that copyright symbol appears together as follows below.
© DORNA, 2019

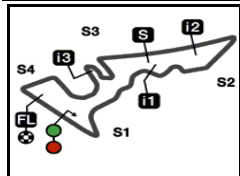
Official MotoGP Timing by **TISSOT**
www.motogp.com

Austin, Sunday, April 14, 2019

Page 1 of 3

moto2





5513 m.

RED BULL GRAND PRIX OF THE AMERICAS

World Championship Classification

30

Rider		Points	Leader	Previous	QAT	ARG	AME	SPA	FRA	ITA	CAT	NED	GER	CZE	AUT	GBR	RSM	ARA	THA	JPN	AUS	MAL	VAL	
23	AEGERTER Dominique	SWI	2	48	1	0	0	2																
24	MARTIN Jorge	SPA	2	48	0	1	-	1																
25	BEZZECCHI Marco	ITA	0	50	2	0	0	-																
26	DIXON Jake	GBR	0	50	0	-	0	-																
27	TULOVIC Lukas	GER	0	50	0	0	0	0																
28	OETTL Philipp	GER	0	50	0	0	0	0																
29	MANZI Stefano	ITA	0	50	0	0	-	-																
30	CARDELUS Xavi	AND	0	50	0	0	0	-																
31	RUIU Gabriele	ITA	0	50	0	-	-	0																
32	ROBERTS Joe	USA	0	50	0	0	0	-																
33	EKKY PRATAMA Dimas	INA	0	50	0	0	0	0																

Constructor	Points	Leader	Previous	QAT	ARG	AME	SPA	FRA	ITA	CAT	NED	GER	CZE	AUT	GBR	RSM	ARA	THA	JPN	AUS	MAL	VAL	
1	KALEX	75			25	25	25																
2	SPEED UP	29	46	46	5	8	16																
3	KTM	18	57	11	4	13	1																
4	NTS	7	68	11	2	2	3																
5	MV AGUSTA	2	73	5	-	-	2																

Team	Points	Leader	Previous	QAT	ARG	AME	SPA	FRA	ITA	CAT	NED	GER	CZE	AUT	GBR	RSM	ARA	THA	JPN	AUS	MAL	VAL	
1	DYNAVOLT INTACT GP	92			36	11	45																
2	FLEXBOX HP 40	74	18	18	36	25	13																

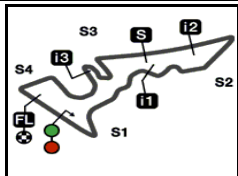
These data/results cannot be reproduced, stored and/or transmitted in whole or in part by any manner of electronic, mechanical, photocopying, recording, broadcasting or otherwise now known or herein after developed without the previous express consent by the copyright owner, except for reproduction in daily press and regular printed publications on sale to the public within 60 days of the event related to those data/results and always provided that copyright symbol appears together as follows below.
© DORNA, 2019

Official MotoGP Timing by **TISSOT**
www.motogp.com

Austin, Sunday, April 14, 2019

Page 2 of 3





5513 m.

RED BULL GRAND PRIX OF THE AMERICAS

Moto2™

World Championship Classification

30

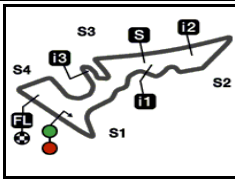
Team	Points	Leader	Previous	QAT	ARG	AME	SPA	FRA	ITA	CAT	NED	GER	CZE	AUT	GBR	RSM	ARA	THA	JPN	AUS	MAL	VAL	
3 ONEXO TKKR SAG TEAM	46	46	28	13	24	9																	
4 EG 0,0 MARC VDS	42	50	4	15	16	11																	
5 ITALTRANS RACING TEAM	35	57	7	10	12	13																	
6 BETA TOOLS SPEED UP	29	63	6	5	8	16																	
7 SKY RACING TEAM VR46	27	65	2	8	9	10																	
8 FEDERAL OIL GRESINI MOTO	19	73	8	10	-	9																	
9 RED BULL KTM AJO	16	76	3	5	10	1																	
10 AMERICAN RACING KTM	13	79	3	-	13	-																	
11 TASCA RACING SCUDERIA M	8	84	5	-	-	8																	
12 NTS RW RACING GP	8	84	0	2	3	3																	
13 IDEMITSU HONDA TEAM ASIA	6	86	2	-	6	-																	
14 PETRONAS SPRINTA RACING	3	89	3	-	3	-																	
15 MV AGUSTA IDEALAVORO FO	2	90	1	-	-	2																	

These data/results cannot be reproduced, stored and/or transmitted in whole or in part by any manner of electronic, mechanical, photocopying, recording, broadcasting or otherwise now known or herein after developed without the previous express consent by the copyright owner, except for reproduction in daily press and regular printed publications on sale to the public within 60 days of the event related to those data/results and always provided that copyright symbol appears together as follows below.
© DORNA, 2019

Official MotoGP Timing by TISSOT
www.motogp.com

Austin, Sunday, April 14, 2019





RED BULL GRAND PRIX OF THE AMERICAS

Race

Lap Chart

31

5513 m.

Pos	1	2	3	4	5	6	7	8	9	10	11	12	13	14	15	16	17	18	19	20	21	22	23	24	25	26	27	28	29	30
Grid	23	73	22	12	41	9	54	88	24	10	5	72	21	45	7	64	33	87	27	97	2	16	89	35	65	3	6	18	77	20



1	73	12	23	10	22	9	54	27	24	41	88	5	72	33	45	87	64	77	89	3	2	20	65	6	35	18
2	73	12	23	22	10	9	27	54	24	88	5	72	33	45	87	64	77	89	20	2	65	6	3	35	18	41
3	73	12	23	22	9	10	24	54	27	5	88	72	33	45	87	64	77	89	20	2	65	6	35	3	18	
4	73	12	23	22	9	10	24	54	27	5	72	88	33	45	87	77	64	89	20	2	65	35	6	3	18	
5	73	12	23	22	9	10	24	54	27	5	72	33	88	45	87	77	64	89	2	65	35	20	6	3	18	
6	73	12	23	22	9	10	24	54	27	5	72	33	88	87	45	77	64	89	2	65	35	20	3	6	18	
7	73	12	23	22	9	10	54	24	27	5	33	72	88	87	45	77	64	89	2	65	35	3	20	6		
8	12	73	23	22	9	10	54	24	27	33	5	72	87	45	88	77	64	89	2	65	35	3	20	6		
9	12	73	23	9	22	10	54	24	33	27	5	72	87	45	88	77	64	2	89	65	35	3	20	6		
10	12	23	73	9	22	10	54	24	33	27	5	72	87	45	88	77	64	2	89	65	35	3	20	6		
L a P S	11	12	23	73	9	10	22	54	24	33	27	5	72	87	45	88	77	64	2	89	65	35	3	6	20	
12	12	23	73	9	10	54	22	24	33	27	5	87	45	88	64	77	2	89	65	35	3	20	6	72		
13	12	23	73	9	10	54	22	24	33	27	5	87	45	88	64	77	2	89	65	35	3	20	6			
14	12	23	73	9	10	54	22	24	33	5	87	45	88	64	77	2	89	65	35	3	20	6				
15	12	23	73	9	10	54	22	24	33	5	45	87	88	64	77	2	89	65	3	35	6	20				
16	12	23	9	54	10	73	22	24	33	5	45	87	88	64	77	2	89	65	3	35	20	6				
17	12	23	9	54	73	10	22	24	33	5	87	45	88	64	77	2	89	65	3	35	6	20				
18	12	23	9	54	73	10	22	24	33	5	87	45	64	77	88	2	89	65	3	35	6	20				

Winner Lapped rider

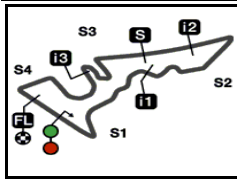
These data/results cannot be reproduced, stored and/or transmitted in whole or in part by any manner of electronic, mechanical, photocopying, recording, broadcasting or otherwise now known or herein after developed without the previous express consent by the copyright owner, except for reproduction in daily press and regular printed publications on sale to the public within 60 days of the event related to those data/results and always provided that copyright symbol appears together as follows below.

© DORNA, 2019

Official MotoGP Timing by TISSOT
www.motogp.com

Austin, Sunday, April 14, 2019






5513 m.

RED BULL GRAND PRIX OF THE AMERICAS

Race

Fastest Lap of Each Rider

32

	Rider	Nation	Team	Motorcycle	Time	Lap Total	Gap
1	12 Thomas LUTHI	SWI	Dynavolt Intact GP	KALEX	2'10.041	9 18	
2	23 Marcel SCHROTTER	GER	Dynavolt Intact GP	KALEX	2'10.196	7 18	0.155 0.155
3	9 Jorge NAVARRO	SPA	Beta Tools Speed Up	SPEED UP	2'10.222	4 18	0.181 0.026
4	10 Luca MARINI	ITA	SKY Racing Team VR46	KALEX	2'10.229	9 18	0.188 0.007
5	54 Mattia PASINI	ITA	Flexbox HP 40	KALEX	2'10.305	11 18	0.264 0.076
6	73 Alex MARQUEZ	SPA	EG 0,0 Marc VDS	KALEX	2'10.308	2 18	0.267 0.003
7	22 Sam LOWES	GBR	Federal Oil Gresini Moto2	KALEX	2'10.322	4 18	0.281 0.014
8	24 Simone CORSI	ITA	Tasca Racing Scuderia Moto2	KALEX	2'10.367	10 18	0.326 0.045
9	33 Enea BASTIANINI	ITA	Italtrans Racing Team	KALEX	2'10.546	11 18	0.505 0.179
10	27 Iker LECUONA	SPA	American Racing KTM	KTM	2'10.593	10 13	0.552 0.047
11	5 Andrea LOCATELLI	ITA	Italtrans Racing Team	KALEX	2'10.861	10 18	0.820 0.268
12	87 Remy GARDNER	AUS	ONEXOX TKKR SAG Team	KALEX	2'10.887	5 18	0.846 0.026
13	72 Marco BEZZECCHI	ITA	Red Bull KTM Tech 3	KTM	2'10.989	6 12	0.948 0.102
14	64 Bo BENDSNEYDER	NED	NTS RW Racing GP	NTS	2'11.260	11 18	1.219 0.271
15	45 Tetsuta NAGASHIMA	JPN	ONEXOX TKKR SAG Team	KALEX	2'11.305	4 18	1.264 0.045
16	77 Dominique AEGERTER	SWI	MV Agusta Idealavoro Forward	MV AGUSTA	2'11.327	11 18	1.286 0.022
17	88 Jorge MARTIN	SPA	Red Bull KTM Ajo	KTM	2'11.461	4 18	1.420 0.134
18	2 Jesko RAFFIN	SWI	NTS RW Racing GP	NTS	2'11.732	13 18	1.691 0.271
19	3 Lukas TULOVIC	GER	Kiefer Racing	KTM	2'12.128	8 18	2.087 0.396
20	89 Khairul Idham PAWI	MAL	Petronas Sprinta Racing	KALEX	2'12.301	3 18	2.260 0.173
21	35 Somkiat CHANTRA	THA	IDEMITSU Honda Team Asia	KALEX	2'12.570	9 18	2.529 0.269
22	65 Philipp OETTL	GER	Red Bull KTM Tech 3	KTM	2'12.815	8 18	2.774 0.245
23	6 Gabriele RUIU	ITA	MV Agusta Idealavoro Forward	MV AGUSTA	2'13.285	5 18	3.244 0.470
24	20 Dimas EKKY PRATAMA	INA	IDEMITSU Honda Team Asia	KALEX	2'13.553	2 18	3.512 0.268
25	18 Xavi CARDELUS	AND	Sama Qatar Angel Nieto Team	KTM	2'16.447	4 6	6.406 2.894

These data/results cannot be reproduced, stored and/or transmitted in whole or in part by any manner of electronic, mechanical, photocopying, recording, broadcasting or otherwise now known or herein after developed without the previous express consent by the copyright owner, except for reproduction in daily press and regular printed publications on sale to the public within 60 days of the event related to those data/results and always provided that copyright symbol appears together as follows below.

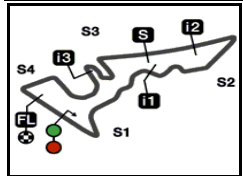
© DORNA, 2019

Official MotoGP Timing by TISSOT
www.motogp.com

Austin, Sunday, April 14, 2019

moto2™





5513 m.

RED BULL GRAND PRIX OF THE AMERICAS

After the Race

Event Best Maximum Speed

33



Rider	Nation Team	Motorcycle	Km/h	
35 Somkiat CHANTRA	THA IDEMITSU Honda Team Asia	KALEX	291.8	Free Practice Nr. 1
97 Xavi VIERGE	SPA EG 0,0 Marc VDS	KALEX	291.8	Free Practice Nr. 1
54 Mattia PASINI	ITA Flexbox HP 40	KALEX	291.7	Free Practice Nr. 1
72 Marco BEZZECCHI	ITA Red Bull KTM Tech 3	KTM	291.0	Free Practice Nr. 1
10 Luca MARINI	ITA SKY Racing Team VR46	KALEX	290.4	Free Practice Nr. 1
12 Thomas LUTHI	SWI Dynavolt Intact GP	KALEX	290.0	Free Practice Nr. 1
73 Alex MARQUEZ	SPA EG 0,0 Marc VDS	KALEX	289.5	Race
45 Tetsuta NAGASHIMA	JPN ONEXOX TKKR SAG Team	KALEX	289.4	Free Practice Nr. 1
33 Enea BASTIANINI	ITA Italtrans Racing Team	KALEX	289.4	Free Practice Nr. 1
65 Philipp OETTL	GER Red Bull KTM Tech 3	KTM	289.3	Free Practice Nr. 1
5 Andrea LOCATELLI	ITA Italtrans Racing Team	KALEX	289.2	Free Practice Nr. 1
22 Sam LOWES	GBR Federal Oil Gresini Moto2	KALEX	289.1	Free Practice Nr. 1
87 Remy GARDNER	AUS ONEXOX TKKR SAG Team	KALEX	287.6	Free Practice Nr. 1
7 Lorenzo BALDASSARRI	ITA Flexbox HP 40	KALEX	287.4	Free Practice Nr. 1
88 Jorge MARTIN	SPA Red Bull KTM Ajo	KTM	287.1	Free Practice Nr. 1
41 Brad BINDER	RSA Red Bull KTM Ajo	KTM	287.0	Warm Up
23 Marcel SCHROTTER	GER Dynavolt Intact GP	KALEX	286.7	Free Practice Nr. 1
27 Iker LECUONA	SPA American Racing KTM	KTM	286.4	Race
89 Khairul Idham PAWI	MAL Petronas Sprinta Racing	KALEX	286.3	Free Practice Nr. 1
18 Xavi CARDELUS	AND Sama Qatar Angel Nieto Team	KTM	286.0	Race
24 Simone CORSI	ITA Tasca Racing Scuderia Moto2	KALEX	285.8	Free Practice Nr. 2
3 Lukas TULOVIC	GER Kiefer Racing	KTM	285.5	Free Practice Nr. 2
20 Dimas EKKY PRATAMA	INA IDEMITSU Honda Team Asia	KALEX	285.2	Free Practice Nr. 1
9 Jorge NAVARRO	SPA Beta Tools Speed Up	SPEED UP	285.1	Free Practice Nr. 1
96 Jake DIXON	GBR Sama Qatar Angel Nieto Team	KTM	284.9	Free Practice Nr. 1
21 Fabio DI GIANNANTONIO	ITA Beta Tools Speed Up	SPEED UP	284.4	Free Practice Nr. 1
16 Joe ROBERTS	USA American Racing KTM	KTM	283.3	Free Practice Nr. 1
2 Jesko RAFFIN	SWI NTS RW Racing GP	NTS	282.4	Race
6 Gabriele RUIU	ITA MV Agusta Idealavoro Forward	MV AGUSTA	281.6	Race
64 Bo BENDSNEYDER	NED NTS RW Racing GP	NTS	281.5	Free Practice Nr. 1
77 Dominique AEGERTER	SWI MV Agusta Idealavoro Forward	MV AGUSTA	279.2	Free Practice Nr. 1

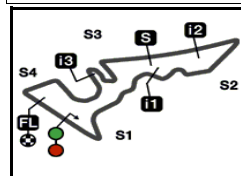
These data/results cannot be reproduced, stored and/or transmitted in whole or in part by any manner of electronic, mechanical, photocopying, recording, broadcasting or otherwise now known or herein after developed without the previous express consent by the copyright owner, except for reproduction in daily press and regular printed publications on sale to the public within 60 days of the event related to those data/results and always provided that copyright symbol appears together as follows below.

© DORNA, 2019

Official MotoGP Timing by TISSOT
www.motogp.com

Austin, Sunday, April 14, 2019





5513 m.

RED BULL GRAND PRIX OF THE AMERICAS

Race

Chronological Analysis of Performances

34

* Lap / Sector time cancelled

T1 Time from finish line to 1st intermediate

T3 Time from 2nd intermed. to 3rd intermed.

P Crossing the finish line in pit lane

T2 Time from 1st intermed. to 2nd intermed.

T4 Time from 3rd intermediate to finish line

Lap	Lap Time	T1	T2	T3	T4	Speed	Lap	Lap Time	T1	T2	T3	T4	Speed
1st	12	Thomas LUTHI			Dynavolt Intact GP	SWI	3	2'10.890	36.836	31.953	32.779	29.322	276.3
		Runs=1	Total laps=18	Full laps=17			4	2'10.222	36.903	31.611	32.411	29.297	276.1
1	2'10.690	37.198	31.662	32.539	29.291	284.1	5	2'10.782	36.849	31.798	32.625	29.510	276.6
2	2'10.291	36.840	31.671	32.385	29.395	284.8	6	2'10.681	37.107	31.685	32.460	29.429	274.6
3	2'11.048	37.116	31.581	32.808	29.543	284.4	7	2'10.440	36.912	31.583	32.597	29.348	274.8
4	2'10.524	36.885	31.762	32.482	29.395	283.8	8	2'10.258	36.813	31.636	32.395	29.414	276.9
5	2'10.664	36.843	31.785	32.500	29.536	284.2	9	2'10.287	36.881	31.602	32.428	29.376	280.4
6	2'10.371	36.790	31.832	32.427	29.322	282.0	10	2'10.946 *	36.857	31.752	32.453	29.884*	275.8
7	2'10.364	36.737	31.785	32.472	29.370	282.1	11	2'10.653	37.065	31.782	32.491	29.315	275.9
8	2'10.710	37.497	31.584	32.324	29.305	283.9	12	2'10.288	36.784	31.663	32.506	29.335	277.4
9	2'10.041	36.714	31.631	32.397	29.299	281.6	13	2'10.632	36.925	31.780	32.409	29.518	275.2
10	2'10.159	36.755	31.544	32.441	29.419	282.5	14	2'10.709	36.856	31.681	32.687	29.485	280.7
11	2'10.471	36.862	31.679	32.324	29.606	283.0	15	2'11.744	37.102	31.827	33.137	29.678	283.6
12	2'10.661	36.956	31.716	32.559	29.430	281.6	16	2'10.866	37.065	32.033	32.429	29.339	277.7
13	2'10.483	36.832	31.887	32.465	29.299	281.8	17	2'10.613	36.831	31.801	32.518	29.463	277.8
14	2'10.710	36.965	31.873	32.431	29.441	282.7	18	2'11.015	37.148	31.670	32.605	29.592	276.8
15	2'10.581	36.855	31.645	32.470	29.611	284.2							
16	2'11.236	36.997	31.955	32.731	29.553	284.2	4th	54	Mattia PASINI			Flexbox HP 40	ITA
17	2'10.883	36.838	31.806	32.599	29.640	283.8			Runs=1	Total laps=18	Full laps=17		
18	2'11.621	37.096	31.897	32.775	29.853	282.4	1	2'13.192	37.506	32.784	33.224	29.678	278.0

2	2'12.075	37.360	31.919	33.041	29.755	283.4	2	2'12.075	37.360	31.919	33.041	29.755	283.4
3	2'10.437	36.766	31.768	32.514	29.389	283.0	3	2'11.247	37.294	31.801	32.716	29.436	287.6
4	2'10.672	36.990	31.681	32.564	29.437	286.0	4	2'10.834	37.013	31.770	32.520	29.531	285.6
5	2'10.633	36.885	31.828	32.456	29.464	282.8	5	2'10.908	37.003	31.806	32.654	29.445	282.8
6	2'10.654	36.792	31.928	32.587	29.347	281.0	6	2'10.790	36.895	31.872	32.612	29.411	281.5
7	2'10.196	36.721	31.735	32.399	29.341	280.3	7	2'10.577	36.812	31.675	32.695	29.395	281.9
8	2'11.036	37.205	31.838	32.529	29.464	281.9	8	2'10.656	36.832	31.854	32.534	29.436	282.0
9	2'11.129	36.695	31.781	33.120	29.533	283.9	9	2'10.446	36.859	31.618	32.605	29.364	281.9
10	2'10.932	36.640	31.623	33.066	29.603	284.9	10	2'10.352	36.764	31.764	32.344	29.480	282.7
11	2'10.584	36.665	31.866	32.574	29.479	281.1	11	2'10.305	36.631	31.649	32.519	29.506	285.1
12	2'10.562	36.679	31.814	32.627	29.442	280.0	12	2'10.691	36.822	31.747	32.655	29.467	282.4
13	2'10.415	36.718	31.878	32.503	29.316	279.8	13	2'10.886	36.769	31.977	32.645	29.495	282.0
14	2'11.462	37.418	31.896	32.737	29.411	280.6	14	2'10.846	36.922	31.861	32.572	29.491	282.2
15	2'10.661	36.823	31.768	32.506	29.564	282.4	15	2'10.496	36.875	31.728	32.372	29.521	285.0
16	2'11.128	36.895	32.084	32.525	29.624	281.8	16	2'10.360	36.566	31.670	32.583	29.541	288.3
17	2'10.434	36.723	31.728	32.514	29.469	282.2	17	2'10.803	36.988	31.707	32.593	29.515	284.3
18	2'11.350	36.855	31.971	32.778	29.746	281.1	18	2'10.801	36.871	31.689	32.674	29.567	283.6

1	2'12.704	38.306	32.013	32.880	29.505	276.9	5th	73	Alex MARQUEZ			EG 0,0 Marc VDS	SPA
2	2'11.614	37.184	31.653	33.011	29.766	284.5			Runs=1	Total laps=18	Full laps=17		
1	2'12.704	38.306	32.013	32.880	29.505	276.9	1	2'10.582	36.738	31.738	32.682	29.424	281.6
2	2'11.614	37.184	31.653	33.011	29.766	284.5	2	2'10.308	36.743	31.730	32.354	29.481	281.7
							3	2'10.961	36.916	31.806	32.635	29.604	284.1
							4	2'10.483	36.828	31.731	32.513	29.411	282.0
							5	2'10.503	36.795	31.876	32.370	29.462	281.9
							6	2'10.583	36.695	31.788	32.544	29.556	280.3

Fastest Lap: Thomas LUTHI Dynavolt Intact GP SWI **2'10.041** 36.714 31.631 32.397 29.299

These data/results cannot be reproduced, stored and/or transmitted in whole or in part by any manner of electronic, mechanical, photocopying, recording, broadcasting or otherwise now known or herein after developed without the previous express consent by the copyright owner, except for reproduction in daily press and regular printed publications on sale to the public within 60 days of the event related to those data/results and always provided that copyright symbol appears together as follows below.
© DORNA, 2019

Race

Moto2

Lap	Lap Time	T1	T2	T3	T4	Speed	Lap	Lap Time	T1	T2	T3	T4	Speed	
7	2'10.425	36.626	31.808	32.478	29.513	280.8	8th 24	Simone CORSI Tasca Racing Scuderi ITA						
8	2'11.304	37.234	31.911	32.622	29.537	282.8		Runs=1 Total laps=18 Full laps=17						
9	2'10.536	36.689	31.790	32.537	29.520	282.4		1	2'13.514	38.630	32.141	33.166	29.577	284.2
10	2'11.947	36.800	32.084	33.139	29.924	283.4		2	2'11.826	37.230	31.883	32.637	30.076	283.0
11	2'10.876	36.793	31.870	32.601	29.612	286.0		3	2'10.975	37.045	31.810	32.609	29.511	280.5
12	2'10.922	36.735	31.958	32.620	29.609	283.5		4	2'10.671	36.905	31.721	32.509	29.536	280.6
13	2'10.691	36.740	31.803	32.541	29.607	283.9		5	2'11.030	36.994	31.780	32.594	29.662	279.8
14	2'10.780	36.708	31.943	32.632	29.497	284.8		6	2'10.793	36.941	31.743	32.575	29.534	276.9
15	2'11.521	37.131	31.965	32.694	29.731	285.6		7	2'11.269	36.849	32.016	32.833	29.571	279.0
16	2'12.741	37.269	32.514	33.205	29.753	289.5		8	2'10.631	36.815	31.773	32.504	29.539	281.6
17	2'12.043	37.087	31.979	32.681	30.296	287.2		9	2'10.778	36.840	31.767	32.635	29.536	279.6
18	2'12.043	37.372	32.119	32.804	29.748	284.0		10	2'10.367	36.719	31.714	32.494	29.440	278.4

6th 10		Luca MARINI SKY Racing Team VR ITA				
		Runs=1	Total laps=18	Full laps=17		
1	2'12.485	37.724	32.319	32.846	29.596	284.2
2	2'11.490	36.970	31.995	32.933	29.592	286.8
3	2'11.563	37.006	32.290	32.867	29.400	285.6
4	2'10.488	36.758	31.708	32.573	29.449	286.3
5	2'10.877	36.933	31.782	32.606	29.556	283.6
6	2'10.599	36.806	31.765	32.550	29.478	282.4
7	2'10.492	36.688	31.780	32.564	29.460	282.2
8	2'10.670	36.837	31.853	32.503	29.477	281.6
9	2'10.229	36.696	31.581	32.562	29.390	282.5
10	2'10.507	36.730	31.681	32.619	29.477	284.4
11	2'10.683	36.852	31.945	32.373	29.513	285.6
12	2'10.520	36.744	31.831	32.454	29.491	282.7
13	2'10.644	36.672	31.782	32.650	29.540	284.1
14	2'10.669	36.919	31.639	32.540	29.571	283.2
15	2'11.153	36.794	31.640	32.496	30.223	288.3
16	2'11.855	36.952	32.017	33.200	29.686	284.0
17	2'12.466	36.902	31.774	33.387	30.403	286.7
18	2'12.149	37.325	32.077	32.888	29.859	285.4

7th 22		Sam LOWES Federal Oil Gresini M GBR				
		Runs=1	Total laps=18	Full laps=17		
1	2'12.555	38.142	31.732	33.142	29.539	278.3
2	2'10.962	37.127	31.643	32.791	29.401	274.9
3	2'10.544	36.865	31.690	32.594	29.395	277.8
4	2'10.322	36.868	31.436	32.462	29.556	278.7
5	2'11.280	37.318	31.733	32.636	29.593	277.0
6	2'10.601	37.036	31.555	32.572	29.438	275.9
7	2'10.592	36.807	31.721	32.586	29.478	275.7
8	2'10.535	36.903	31.651	32.490	29.491	275.8
9	2'11.049	36.880	31.622	32.995	29.552	276.9
10	2'10.640	36.954	31.579	32.612	29.495	279.2
11	2'11.703	37.146	32.249	32.743	29.565	281.4
12	2'11.892	37.027	32.638	32.679	29.548	276.7
13	2'11.036	36.956	31.878	32.586	29.616	278.8
14	2'10.641	36.850	31.697	32.583	29.511	280.3
15	2'10.814	36.895	31.820	32.534	29.565	281.4
16	2'11.276	36.874	31.724	32.578	30.100	282.3
17	2'11.293	36.964	31.764	32.806	29.759	279.8
18	2'12.055	37.273	32.046	32.768	29.968	279.7

9th 33		Enea BASTIANINI Italtrans Racing Team ITA				
		Runs=1	Total laps=18	Full laps=17		
1	2'15.629	39.823	33.237	32.888	29.681	284.5
2	2'11.338	36.937	31.865	32.914	29.622	286.3
3	2'11.667	37.209	31.897	32.901	29.660	286.3
4	2'11.266	37.012	31.861	32.832	29.561	284.1
5	2'11.421	37.076	31.820	32.928	29.597	286.7
6	2'11.051	37.019	31.793	32.854	29.385	280.5
7	2'10.826	36.923	31.839	32.479	29.585	287.3
8	2'10.885	36.813	31.815	32.790	29.467	284.8
9	2'10.716	36.895	31.808	32.559	29.454	279.3
10	2'10.594	36.701	31.753	32.785	29.355	279.5
11	2'10.546	36.823	31.729	32.586	29.408	280.2
12	2'10.874	36.904	31.803	32.673	29.494	277.9
13	2'10.914	36.933	31.856	32.707	29.418	279.2
14	2'11.036	36.893	31.942	32.770	29.431	280.3
15	2'10.964	36.858	31.750	32.913	29.443	282.0
16	2'10.630	36.833	31.876	32.531	29.390	282.1
17	2'10.884	36.879	31.708	32.823	29.474	281.7
18	2'10.973	36.946	31.723	32.700	29.604	281.1

10th 5		Andrea LOCATELLI Italtrans Racing Team ITA				
		Runs=1	Total laps=18	Full laps=17		
1	2'14.817	39.171	33.234	32.863	29.549	279.1
2	2'11.758	37.104	31.945	32.915	29.794	280.2
3	2'11.190	36.887	31.893	32.848	29.562	280.0
4	2'10.970	36.835	31.925	32.704	29.506	280.4
5	2'11.486	36.805	32.011	32.824	29.846	277.0
6	2'11.261	37.071	31.924	32.751	29.515	276.4
7	2'11.065	36.868	31.937	32.729	29.531	278.7
8	2'11.877	36.751	32.038	33.525	29.563	275.2
9	2'11.301	37.181	31.869	32.757	29.494	281.6
10	2'10.861	36.926	31.733	32.671	29.531	279.2
11	2'11.031	36.767	31.874	32.768	29.622	279.8
12	2'11.307	36.999	31.912	32.788	29.608	277.7

Fastest Lap:	Thomas LUTHI	Dynavolt Intact GP	SWI	2'10.041	36.714	31.631	32.397	29.299
---------------------	--------------	--------------------	-----	-----------------	--------	--------	--------	--------

These data/results cannot be reproduced, stored and/or transmitted in whole or in part by any manner of electronic, mechanical, photocopying, recording, broadcasting or otherwise now known or herein after developed without the previous express consent by the copyright owner, except for reproduction in daily press and regular printed publications on sale to the public within 60 days of the event related to those data/results and always provided that copyright symbol appears together as follows below.
© DORNA, 2019

Race

Moto2

Lap	Lap Time	T1	T2	T3	T4	Speed	Lap	Lap Time	T1	T2	T3	T4	Speed
13	2'11.262	36.923	31.961	32.870	29.508	277.9	6	2'11.862	37.090	32.134	32.904	29.734	271.9
14	2'11.360	37.029	31.947	32.797	29.587	278.4	7	2'11.531	37.023	32.047	32.840	29.621	273.9
15	2'11.196	36.804	31.988	32.759	29.645	278.7	8	2'11.930	37.084	32.313	32.872	29.661	274.4
16	2'11.238	36.848	31.906	32.882	29.602	278.9	9	2'11.546	37.007	32.154	32.744	29.641	274.5
17	2'11.647	37.081	32.013	32.872	29.681	277.7	10	2'11.511	37.030	32.116	32.757	29.608	275.3
18	2'12.749	37.146	32.089	33.475	30.039	275.7	11	2'11.260	37.010	31.957	32.644	29.649	276.4

11th 87 Remy GARDNER ONEXO TKKR SAG AUS
 Runs=1 Total laps=18 Full laps=17

1	2'17.105	39.393	34.972	33.128	29.612	280.3
2	2'11.859	37.048	32.248	32.917	29.646	280.5
3	2'11.238	37.074	31.870	32.752	29.542	278.9
4	2'11.088	36.704	32.269	32.569	29.546	280.5
5	2'10.887	36.975	31.664	32.671	29.577	282.1
6	2'11.486	37.072	32.039	32.759	29.616	279.5
7	2'11.845	36.841	31.943	32.637	30.424	279.0
8	2'11.426	37.253	31.953	32.616	29.604	283.6
9	2'11.582	37.157	31.897	32.683	29.845	279.8
10	2'11.878	37.146	31.771	33.229	29.732	280.7
11	2'11.769	37.194	32.029	32.736	29.810	280.3
12	2'12.509	37.220	32.272	32.990	30.027	277.2
13	2'12.382	37.683	32.152	32.689	29.858	277.4
14	2'12.064	37.176	32.127	32.922	29.839	279.0
15	2'12.418	37.163	32.332	32.769	30.154	279.4
16	2'11.670	37.279	31.771	32.827	29.793	282.3
17	2'11.570	37.145	31.837	32.668	29.920	282.1
18	2'12.365	37.144	32.793	32.658	29.770	277.3

12th 45 Tetsuta NAGASHIM ONEXO TKKR SAG JPN
 Runs=1 Total laps=18 Full laps=17

1	2'16.026	39.854	33.587	32.894	29.691	282.5
2	2'11.736	37.083	31.936	33.180	29.537	280.4
3	2'11.319	37.032	31.905	32.805	29.577	280.1
4	2'11.305	37.004	31.875	32.684	29.742	281.3
5	2'11.577	37.143	32.050	32.801	29.583	277.9
6	2'11.832	37.067	32.366	32.866	29.533	280.2
7	2'11.867	37.179	32.130	32.835	29.723	276.7
8	2'11.874	37.379	32.101	32.663	29.731	278.9
9	2'11.478	37.058	31.932	32.759	29.729	276.9
10	2'11.573	36.952	32.000	32.929	29.692	277.7
11	2'11.776	37.482	32.066	32.707	29.521	278.9
12	2'12.473	37.417	32.244	32.963	29.849	274.7
13	2'12.498	37.738	32.103	32.846	29.811	279.7
14	2'11.999	37.284	32.047	32.933	29.735	277.4
15	2'12.047	37.152	32.313	32.795	29.787	282.0
16	2'11.327	36.822	32.034	32.803	29.668	278.1
17	2'12.343	37.064	31.916	33.320	30.043	278.0
18	2'12.406	37.208	32.868	32.654	29.676	280.1

13th 64 Bo BENDSNEYDER NTS RW Racing GP NED
 Runs=1 Total laps=18 Full laps=17

1	2'17.803	40.024	33.989	33.675	30.115	273.6
2	2'11.698	37.060	32.158	32.887	29.593	275.1
3	2'12.148	37.046	32.256	33.328	29.518	274.5
4	2'12.585	37.019	32.112	33.159	30.295	274.5
5	2'11.979	37.151	32.261	32.868	29.699	275.4

14th 77 Dominique AEGER MV Agusta Idealavoro SWI
 Runs=1 Total laps=18 Full laps=17

1	2'17.971	40.398	33.598	33.508	30.467	272.5
2	2'12.479	37.566	32.155	33.147	29.611	274.5
3	2'11.538	37.042	31.878	32.984	29.634	273.9
4	2'11.875	37.164	32.001	32.955	29.755	274.0
5	2'11.851	37.244	31.939	32.998	29.670	272.3
6	2'11.882	37.151	31.979	33.079	29.673	270.0
7	2'11.537	37.066	31.923	32.897	29.651	271.0
8	2'11.760	37.037	32.090	32.873	29.760	271.5
9	2'11.533	37.249	31.914	32.705	29.665	271.3
10	2'11.411	37.060	31.946	32.768	29.637	271.9
11	2'11.327	37.007	31.901	32.759	29.660	273.2
12	2'12.582	37.092	32.242	33.476	29.772	271.9
13	2'11.603	37.161	31.962	32.778	29.702	274.1
14	2'11.648	37.141	32.058	32.847	29.602	273.3
15	2'11.595	37.165	31.939	32.790	29.701	278.1
16	2'11.893	37.347	32.055	32.788	29.703	277.7
17	2'12.138	37.356	31.983	33.016	29.783	276.2
18	2'12.347	37.331	32.176	32.882	29.958	273.4

15th 88 Jorge MARTIN Red Bull KTM Ajo SPA
 Runs=1 Total laps=18 Full laps=17

1	2'14.479	39.043	32.854	32.936	29.646	277.2
2	2'11.992	37.225	31.896	32.964	29.907	274.3
3	2'11.758	37.317	31.894	32.770	29.777	281.0
4	2'11.461	36.867	31.792	32.684	30.118	281.6
5	2'11.766	37.009	31.886	32.869	30.002	280.3
6	2'12.073	37.420	31.963	32.925	29.765	271.5
7	2'11.826	37.290	31.932	32.788	29.816	278.3
8	2'12.409	37.091	32.078	33.062	30.178	275.6
9	2'11.737	37.135	31.864	32.910	29.828	282.0
10	2'11.614	37.101	31.875	32.857	29.781	279.6
11	2'11.902	37.189	32.094	32.797	29.822	282.3
12	2'12.212	37.246	32.152	32.934	29.880	278.7
13	2'12.412	37.626	32.003	32.953	29.830	281.1
14	2'12.269	37.275	31.982	33.028	29.984	279.9
15	2'11.962	37.182	32.038	32.794	29.948	282.2
16	2'11.810	37.218	31.836	32.940	29.816	281.0
17	2'11.986	37.219	32.047	32.863	29.857	278.9
18	2'13.322	37.271	32.241	33.082	30.728	278.6

Fastest Lap: Thomas LUTHI Dynavolt Intact GP SWI 2'10.041 36.714 31.631 32.397 29.299

These data/results cannot be reproduced, stored and/or transmitted in whole or in part by any manner of electronic, mechanical, photocopying, recording, broadcasting or otherwise now known or herein after developed without the previous express consent by the copyright owner, except for reproduction in daily press and regular printed publications on sale to the public within 60 days of the event related to those data/results and always provided that copyright symbol appears together as follows below.
 © DORNA, 2019

Race

Moto2

Lap	Lap Time	T1	T2	T3	T4	Speed	Lap	Lap Time	T1	T2	T3	T4	Speed	
16th	2	Jesko RAFFIN NTS RW Racing GP SWI						13	2'13.141	37.502	32.210	33.393	30.036	277.9
		Runs=1	Total laps=18	Full laps=17			14	2'13.056	37.661	32.101	33.404	29.890	278.9	
1	2'18.657	40.635	33.978	33.858	30.186	282.4	15	2'12.857	37.421	32.260	33.336	29.840	281.0	
2	2'14.321	37.682	32.618	34.010	30.011	271.6	16	2'13.025	37.577	32.120	33.327	30.001	279.9	
3	2'13.343	37.399	32.462	33.188	30.294	276.7	17	2'13.217	37.751	32.277	33.242	29.947	279.0	
4	2'13.565	37.580	32.640	33.383	29.962	276.9	18	2'13.174	37.602	32.242	33.387	29.943	277.8	
5	2'12.136	37.370	32.002	33.159	29.605	271.3	19th 3 Lukas TULOVIC Kiefer Racing GER							
6	2'12.097	37.225	32.053	33.228	29.591	270.0		Runs=1	Total laps=18	Full laps=17				
7	2'12.023	37.123	32.100	33.309	29.491	270.1	1	2'18.419	40.537	33.865	33.886	30.131	282.2	
8	2'12.405	37.090	32.157	33.236	29.922	272.1	2	2'15.680	37.779	32.860	33.776	31.265	276.2	
9	2'12.432	37.300	32.400	33.331	29.401	270.2	3	2'13.994	37.836	32.555	33.440	30.163	281.5	
10	2'11.748	37.077	32.057	33.163	29.451	271.3	4	2'13.560	37.620	32.604	33.369	29.967	280.8	
11	2'12.518	37.144	32.119	33.696	29.559	271.4	5	2'13.408	37.464	32.520	33.475	29.949	281.6	
12	2'12.171	37.229	32.157	33.293	29.492	270.0	6	2'13.518	37.876	32.298	33.333	30.011	281.1	
13	2'11.732	37.073	32.010	33.179	29.470	270.0	7	2'12.723	37.174	32.425	33.206	29.918	276.9	
14	2'12.338	37.374	32.149	33.291	29.524	271.8	8	2'12.128	37.068	32.145	33.069	29.846	279.8	
15	2'11.819	37.165	31.980	33.082	29.592	273.6	9	2'12.427	37.171	32.243	33.385	29.628	281.5	
16	2'11.817	37.023	31.998	33.233	29.563	272.8	10	2'12.842	37.548	32.280	33.260	29.754	280.0	
17	2'12.243	37.175	32.151	33.231	29.686	271.6	11	2'14.157	37.575	32.263	34.444	29.875	279.7	
18	2'13.578	37.589	32.379	33.645	29.965	269.7	12	2'12.755	37.157	32.424	33.411	29.763	276.9	
17th 89 Khairul Idham PAWI Petronas Sprinta Raci MAL							13	2'12.683	37.146	32.490	33.175	29.872	278.0	
		Runs=1	Total laps=18	Full laps=17			14	2'12.919	37.421	32.252	33.483	29.763	282.2	
1	2'18.132	40.064	34.005	33.963	30.100	284.7	15	2'12.917	37.549	32.369	33.301	29.698	278.6	
2	2'13.405	37.928	32.282	33.425	29.770	282.7	16	2'12.359	37.028	32.339	33.187	29.805	279.8	
3	2'12.301	37.327	32.228	32.859	29.887	280.5	17	2'13.531	37.765	32.707	33.264	29.795	278.9	
4	2'12.364	37.434	32.241	32.850	29.839	280.3	18	2'12.868	37.284	32.574	33.178	29.832	278.4	
5	2'12.642	37.486	32.342	32.947	29.867	279.0	20th 35 Somkiat CHANTRA IDEMITSU Honda Te THA							
6	2'12.571	37.608	32.390	32.754	29.819	276.9		Runs=1	Total laps=18	Full laps=17				
7	2'12.416	37.368	32.123	33.038	29.887	276.9	1	2'19.908	40.803	33.842	34.257	31.006	289.3	
8	2'14.445	37.646	32.383	34.608	29.808	278.2	2	2'14.414	37.491	32.774	33.887	30.262	279.8	
9	2'13.763	37.559	32.878	33.440	29.886	277.9	3	2'13.535	37.804	32.291	33.282	30.158	285.7	
10	2'13.020	37.658	32.240	33.322	29.800	278.8	4	2'13.119	37.719	32.375	33.177	29.848	286.1	
11	2'15.554	40.087	32.400	33.213	29.854	277.2	5	2'12.845	37.402	32.238	33.328	29.877	283.0	
12	2'12.549	37.597	32.223	32.816	29.913	275.7	6	2'13.229	37.318	32.986	33.211	29.714	278.5	
13	2'12.638	37.506	32.209	32.873	30.050	275.2	7	2'13.094	37.627	32.191	32.985	30.291	282.9	
14	2'12.681	37.682	32.217	32.901	29.881	277.4	8	2'12.784	37.614	32.355	32.948	29.867	282.2	
15	2'12.457	37.475	32.220	32.805	29.957	279.7	9	2'12.570	37.474	32.224	33.025	29.847	283.6	
16	2'13.271	37.670	32.309	33.206	30.086	279.1	10	2'12.875	37.652	32.142	33.197	29.884	284.8	
17	2'13.234	37.818	32.294	32.967	30.155	278.4	11	2'12.919	37.642	32.233	33.118	29.926	283.8	
18	2'13.647	37.729	32.487	33.421	30.010	274.5	12	2'13.172	37.743	32.224	33.225	29.980	284.8	
18th 65 Philipp OETTL Red Bull KTM Tech 3 GER							13	2'13.252	37.769	32.392	33.062	30.029	283.3	
		Runs=1	Total laps=18	Full laps=17			14	2'13.237	37.804	32.247	33.212	29.974	283.8	
1	2'19.265	41.272	33.915	34.019	30.059	289.1	15	2'13.744	37.603	32.640	33.524	29.977	284.2	
2	2'14.292	37.765	32.391	34.160	29.976	283.9	16	2'13.172	37.552	32.467	33.029	30.124	285.9	
3	2'13.033	37.537	32.239	33.337	29.920	283.7	17	2'13.392	37.714	32.480	33.054	30.144	283.4	
4	2'13.603	37.554	32.466	33.614	29.969	280.8	18	2'14.025	37.910	32.409	33.390	30.316	281.3	
5	2'13.362	37.665	32.443	33.418	29.836	276.6	21st 6 Gabriele RUIU MV Agusta Idealavoro ITA							
6	2'13.004	37.446	32.280	33.305	29.973	276.1		Runs=1	Total laps=18	Full laps=17				
7	2'12.860	37.456	32.161	33.391	29.852	276.6	1	2'19.713	41.361	34.171	34.133	30.048	281.6	
8	2'12.815	37.554	32.158	33.368	29.735	276.8	2	2'14.230	37.956	32.414	33.841	30.019	273.4	
9	2'12.896	37.549	32.176	33.303	29.868	277.9	3	2'13.741	37.698	32.435	33.445	30.163	272.7	
10	2'12.899	37.547	32.119	33.455	29.778	277.9	4	2'13.735	37.714	32.356	33.646	30.019	274.3	
11	2'12.940	37.460	32.222	33.398	29.860	282.7	5	2'13.285	37.555	32.381	33.359	29.990	275.3	
12	2'13.316	37.619	32.335	33.325	30.037	278.8	Fastest Lap: Thomas LUTHI Dynavolt Intact GP SWI 2'10.041 36.714 31.631 32.397 29.299							

These data/results cannot be reproduced, stored and/or transmitted in whole or in part by any manner of electronic, mechanical, photocopying, recording, broadcasting or otherwise now known or herein after developed without the previous express consent by the copyright owner, except for reproduction in daily press and regular printed publications on sale to the public within 60 days of the event related to those data/results and always provided that copyright symbol appears together as follows below.
© DORNA, 2019

Race

Moto2

Lap	Lap Time	T1	T2	T3	T4	Speed	Lap	Lap Time	T1	T2	T3	T4	Speed
6	2'14.163	37.835	32.729	33.623	29.976	278.2	3	2'11.617	37.172	31.856	32.870	29.719	287.9
7	2'14.716	37.792	32.593	33.447	30.884	275.8	4	2'11.072	36.893	31.784	32.674	29.721	289.4
8	2'14.628	37.678	33.027	33.668	30.255	272.2	5	2'11.535	36.908	31.953	32.928	29.746	281.4
9	2'14.656	37.745	32.433	34.226	30.252	273.4	6	2'10.989	36.938	31.698	32.796	29.557	281.1
10	2'14.208	37.762	32.564	33.623	30.259	272.7	7	2'11.601	36.997	31.995	32.960	29.649	281.4
11	2'15.151	37.945	32.926	33.890	30.390	268.5	8	2'11.506	37.013	31.926	33.031	29.536	281.7
12	2'16.546	38.374	32.858	34.128	31.186	267.1	9	2'11.335	36.944	31.829	32.934	29.628	282.2
13	2'15.417	38.315	32.813	33.870	30.419	271.6	10	2'11.344	37.062	31.840	32.758	29.684	281.3
14	2'15.018	38.193	32.849	33.564	30.412	275.0	11	2'12.714	37.023	33.133	32.920	29.638	279.5
15	2'15.485	38.171	33.047	33.732	30.535	275.9	12	3'34.909 P	1'23.278	41.294	46.598	43.739	136.8
16	2'15.696	37.993	32.716	34.468	30.519	269.7							
17	2'15.187	38.244	32.822	33.875	30.246	276.3							
18	2'15.089	37.946	32.664	33.947	30.532	269.8							

22nd 20 Dimas EKKY PRAT IDEMITSU Honda Te INA
 Runs=1 Total laps=18 Full laps=17

1	2'19.045	40.239	34.120	34.368	30.318	278.0
2	2'13.553	37.649	32.414	33.311	30.179	279.1
3	2'13.559	37.558	32.405	33.127	30.469	278.6
4	2'13.591	37.570	32.645	33.074	30.302	276.2
5	2'14.582	37.900	32.934	33.613	30.135	276.4
6	2'14.173	37.719	32.857	33.244	30.353	275.6
7	2'14.030	37.867	32.601	33.253	30.309	275.9
8	2'14.626	37.902	32.732	33.538	30.454	274.2
9	2'14.857	37.979	32.904	33.478	30.496	273.5
10	2'14.703	37.964	32.728	33.556	30.455	273.8
11	2'15.827	38.001	33.435	33.939	30.452	271.8
12	2'15.762	38.319	32.793	34.123	30.527	265.2
13	2'15.580	38.122	32.878	33.756	30.824	269.8
14	2'15.203	38.237	32.852	33.307	30.807	273.6
15	2'15.707	38.115	32.988	33.488	31.116	274.5
16	2'15.417	38.329	32.525	33.849	30.714	274.2
17	2'15.662	38.221	32.859	34.299	30.283	273.1
18	2'14.917	38.110	32.610	33.777	30.420	273.7

23rd 27 Iker LECUONA American Racing KT SPA
 Runs=1 Total laps=14 Full laps=12

1	2'13.193	38.654	32.177	32.783	29.579	286.4
2	2'11.186	36.857	31.710	32.936	29.683	279.8
3	2'12.951	36.916	33.781	32.850	29.404	277.7
4	2'10.737	36.714	31.931	32.657	29.435	278.9
5	2'11.945	36.886	32.809	32.682	29.568	277.3
6	2'10.864	36.916	31.904	32.530	29.514	273.6
7	2'11.119	36.973	32.061	32.582	29.503	273.9
8	2'11.922	36.868	32.750	32.716	29.588	276.7
9	2'11.348	37.444	31.884	32.609	29.411	277.3
10	2'10.593	36.814	31.700	32.496	29.583	276.3
11	2'10.630	36.675	31.878	32.458	29.619	276.9
12	2'11.047	36.596	32.457	32.528	29.466	274.5
13	2'10.961	36.754	32.050	32.669	29.488	276.0
unfinished		36.827	31.934			276.5

24th 72 Marco BEZZECCHI Red Bull KTM Tech 3 ITA
 Runs=1 Total laps=12 Full laps=10

1	2'15.165	39.555	33.232	32.871	29.507	285.1
2	2'11.640	37.097	31.840	32.979	29.724	286.7

Fastest Lap: Thomas LUTHI Dynavolt Intact GP SWI 2'10.041 36.714 31.631 32.397 29.299

These data/results cannot be reproduced, stored and/or transmitted in whole or in part by any manner of electronic, mechanical, photocopying, recording, broadcasting or otherwise now known or herein after developed without the previous express consent by the copyright owner, except for reproduction in daily press and regular printed publications on sale to the public within 60 days of the event related to those data/results and always provided that copyright symbol appears together as follows below.
 © DORNA, 2019

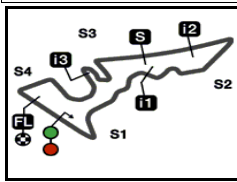
Official MotoGP Timing by TISSOT
 www.motogp.com

Austin, Sunday, April 14, 2019

Page 5 of 5

moto2





5513 m.

RED BULL GRAND PRIX OF THE AMERICAS

Race

Analysis by Lap

35

Num Lap Time Gap

Num	Lap	Time	Gap	Num	Lap	Time	Gap	Num	Lap	Time	Gap
Lap 1											
73	2'	10.582		23	2'	10.437	0.341	27	2'	11.945	7.175
12	2'	10.690	0.108	22	2'	10.544	2.210	5	2'	11.486	7.384
23	2'	11.297	0.715	9	2'	10.890	3.357	72	2'	11.535	8.192
10	2'	12.485	1.903	10	2'	11.563	3.687	33	2'	11.421	8.484
22	2'	12.555	1.973	24	2'	10.975	4.464	88	2'	11.766	8.619
9	2'	12.704	2.122	54	2'	11.247	4.663	45	2'	11.577	9.126
54	2'	13.192	2.610	27	2'	12.951	5.479	87	2'	10.887	9.340
27	2'	13.193	2.611	5	2'	11.190	5.914	77	2'	11.851	12.877
24	2'	13.514	2.932	88	2'	11.758	6.378	64	2'	11.979	13.376
41	2'	13.721	3.139	72	2'	11.617	6.571	89	2'	12.642	16.007
88	2'	14.479	3.897	33	2'	11.667	6.783	2	2'	12.136	19.185
5	2'	14.817	4.235	45	2'	11.319	7.230	65	2'	13.362	20.718
72	2'	15.165	4.583	87	2'	11.238	8.351	35	2'	12.845	20.984
33	2'	15.629	5.047	64	2'	12.148	9.798	20	2'	14.582	21.493
45	2'	16.026	5.444	77	2'	11.538	10.137	6	2'	13.285	21.867
87	2'	17.105	6.523	89	2'	12.301	11.987	3	2'	13.408	22.224
64	2'	17.803	7.221	20	2'	13.559	14.306	18	2'	16.773	36.821
77	2'	17.971	7.389	2	2'	13.343	14.470	Lap 6			
89	2'	18.132	7.550	65	2'	13.033	14.739	73	2'	10.583	
3	2'	18.419	7.837	6	2'	13.741	15.833	12	2'	10.371	0.168
2	2'	18.657	8.075	35	2'	13.535	16.006	23	2'	10.654	0.731
20	2'	19.045	8.463	3	2'	13.994	16.242	22	2'	10.601	2.844
65	2'	19.265	8.683	18	2'	16.956	24.587	9	2'	10.681	3.473
6	2'	19.713	9.131	Lap 4				10	2'	10.599	4.082
35	2'	19.908	9.326	73	2'	10.483		24	2'	10.793	5.389
18	2'	20.600	10.018	12	2'	10.524	0.219	54	2'	10.790	5.626
Lap 2											
73	2'	10.308		23	2'	10.672	0.530	27	2'	10.864	7.456
12	2'	10.291	0.091	22	2'	10.322	2.049	5	2'	11.261	8.062
23	2'	10.458	0.865	9	2'	10.222	3.096	72	2'	10.989	8.598
22	2'	10.962	2.627	10	2'	10.488	3.692	33	2'	11.051	8.952
10	2'	11.490	3.085	24	2'	10.671	4.652	88	2'	12.073	10.109
9	2'	11.614	3.428	54	2'	10.834	5.014	87	2'	11.486	10.243
27	2'	11.186	3.489	27	2'	10.737	5.733	45	2'	11.832	10.375
54	2'	12.075	4.377	5	2'	10.970	6.401	77	2'	11.882	14.176
24	2'	11.826	4.450	72	2'	11.072	7.160	20	2'	14.173	25.083
88	2'	11.992	5.581	88	2'	11.461	7.356	3	2'	13.518	25.159
5	2'	11.758	5.685	33	2'	11.266	7.566	6	2'	14.163	25.447
72	2'	11.640	5.915	45	2'	11.305	8.052	18	2'	26.011	52.249
33	2'	11.338	6.077	87	2'	11.088	8.956	Lap 7			
45	2'	11.736	6.872	77	2'	11.875	11.529	73	2'	10.425	
87	2'	11.859	8.074	64	2'	12.585	11.900	12	2'	10.364	0.107
64	2'	11.698	8.611	89	2'	12.364	13.868	23	2'	10.196	0.502
77	2'	12.479	9.560	20	2'	13.591	17.414	22	2'	10.592	3.011
89	2'	13.405	10.647	2	2'	13.565	17.552	9	2'	10.440	3.488
20	2'	13.553	11.708	65	2'	13.603	17.859	10	2'	10.492	4.149
2	2'	14.321	12.088	35	2'	13.119	18.642	54	2'	10.577	5.778
65	2'	14.292	12.667	6	2'	13.735	19.085	24	2'	11.269	6.233
6	2'	14.230	13.053	3	2'	13.560	19.319	27	2'	11.119	8.150
3	2'	15.680	13.209	18	2'	16.447	30.551	5	2'	11.065	8.702
35	2'	14.414	13.432	Lap 5				33	2'	10.826	9.353
18	2'	18.882	18.592	73	2'	10.503		72	2'	11.601	9.774
41	2'	47.910	40.741	12	2'	10.664	0.380	88	2'	11.826	11.510
Lap 3											
73	2'	10.961		23	2'	10.633	0.660	87	2'	11.845	11.663
12	2'	11.048	0.178	22	2'	11.280	2.826	Lap 8			
Lap 10											
Lap 11											
Lap 12											

Lapped rider

These data/results cannot be reproduced, stored and/or transmitted in whole or in part by any manner of electronic, mechanical, photocopying, recording, broadcasting or otherwise now known or herein after developed without the previous express consent by the copyright owner, except for reproduction in daily press and regular printed publications on sale to the public within 60 days of the event related to those data/results and always provided that copyright symbol appears together as follows below.

© DORNA, 2019



Num Lap Time Gap

10	2'10.520	4.609
54	2'10.691	6.079
22	2'11.892	6.681
24	2'10.978	7.295
33	2'10.874	10.819
27	2'11.047	11.541
5	2'11.307	12.930
87	2'12.509	18.678
45	2'12.473	18.842
88	2'12.212	19.235
64	2'11.411	21.270
77	2'12.582	21.752
2	2'12.171	31.422
89	2'12.549	37.168
65	2'13.316	38.291
35	2'13.172	38.470
3	2'12.755	39.617
20	2'15.762	52.314
6	2'16.546	52.778
72	3'34.909	1'39.433

Lap 13

12	2'10.483	
23	2'10.415	2.528
73	2'10.691	3.644
9	2'10.632	3.920
10	2'10.644	4.770
54	2'10.886	6.482
22	2'11.036	7.234
24	2'11.041	7.853
33	2'10.914	11.250
27	2'10.961	12.019
5	2'11.262	13.709
87	2'12.382	20.577
45	2'12.498	20.857
88	2'12.412	21.164
64	2'11.390	22.177
77	2'11.603	22.872
2	2'11.732	32.671
89	2'12.638	39.323
65	2'13.141	40.949
35	2'13.252	41.239
3	2'12.683	41.817
20	2'15.580	57.411
6	2'15.417	57.712

Lap 14

12	2'10.710	
23	2'11.462	3.280
73	2'10.780	3.714
9	2'10.709	3.919
10	2'10.669	4.729
54	2'10.846	6.618
22	2'10.641	7.165
24	2'11.321	8.464
33	2'11.036	11.576
5	2'11.360	14.359
87	2'12.064	21.931
45	2'11.999	22.146
88	2'12.269	22.723
64	2'12.053	23.520
77	2'11.648	23.810
2	2'12.338	34.299
89	2'12.681	41.294
65	2'13.056	43.295
35	2'13.237	43.766
3	2'12.919	44.026
20	2'15.203	1'01.904
6	2'15.018	1'02.020

Lap 15

12	2'10.581	
23	2'10.661	3.360
73	2'11.521	4.654
9	2'11.744	5.082
10	2'11.153	5.301
54	2'10.496	6.533
22	2'10.814	7.398
24	2'10.971	8.854
33	2'10.964	11.959
5	2'11.196	14.974
45	2'12.047	23.612
87	2'12.418	23.768
88	2'11.962	24.104
64	2'11.728	24.667
77	2'11.595	24.824
2	2'11.819	35.537
89	2'12.457	43.170
65	2'12.857	45.571
3	2'12.917	46.362
35	2'13.744	46.929
6	2'15.485	1'06.924
20	2'15.707	1'07.030

Lap 16

12	2'11.236	
23	2'11.128	3.252
9	2'10.866	4.712
54	2'10.360	5.657
10	2'11.855	5.920
73	2'12.741	6.159
22	2'11.276	7.438
24	2'11.200	8.818
33	2'10.630	11.353
5	2'11.238	14.976
45	2'11.327	23.703
87	2'11.670	24.202
88	2'11.810	24.678
64	2'11.764	25.195
77	2'11.893	25.481
2	2'11.817	36.118
89	2'13.271	45.205
65	2'13.025	47.360
3	2'12.359	47.485
35	2'13.172	48.865
20	2'15.417	1'11.211
6	2'15.696	1'11.384

Lap 17

12	2'10.883	
23	2'10.434	2.803
9	2'10.613	4.442
54	2'10.803	5.577
73	2'12.043	7.319
10	2'12.466	7.503
22	2'11.293	7.848
24	2'11.259	9.194
33	2'10.884	11.354
5	2'11.647	15.740
87	2'11.570	24.889
45	2'12.343	25.163
88	2'11.986	25.781
64	2'11.848	26.160
77	2'12.138	26.736
2	2'12.243	37.478
89	2'13.234	47.556
65	2'13.217	49.694
3	2'13.531	50.133
35	2'13.392	51.374

6	2'15.187	1'15.688
20	2'15.662	1'15.990

Lap 18

12	2'11.621	
23	2'11.350	2.532
9	2'11.015	3.836
54	2'10.801	4.757
73	2'12.043	7.741
10	2'12.149	8.031
22	2'12.055	8.282
24	2'11.380	8.953
33	2'10.973	10.706
5	2'12.749	16.868
87	2'12.365	25.633
45	2'12.406	25.948
64	2'12.458	26.997
77	2'12.347	27.462
88	2'13.322	27.482
2	2'13.578	39.435
89	2'13.647	49.582
65	2'13.174	51.247
3	2'12.868	51.380
35	2'14.025	53.778
6	2'15.089	1'19.156
20	2'14.917	1'19.286

Lapped rider

These data/results cannot be reproduced, stored and/or transmitted in whole or in part by any manner of electronic, mechanical, photocopying, recording, broadcasting or otherwise now known or herein after developed without the previous express consent by the copyright owner, except for reproduction in daily press and regular printed publications on sale to the public within 60 days of the event related to those data/results and always provided that copyright symbol appears together as follows below.

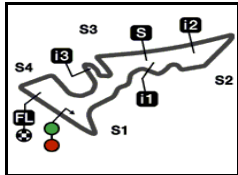
© DORNA, 2019

Official MotoGP Timing by TISSOT
www.motogp.com

Austin, Sunday, April 14, 2019

Page 2 of 2





5513 m.

RED BULL GRAND PRIX OF THE AMERICAS

Moto2™

2019 Rookie of the Year Classification

36

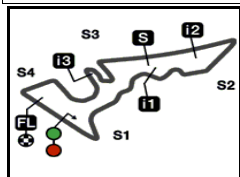
Rider	Nation	Points	Leader Previous	QAT	ARG	AME	SPA	FRA	ITA	CAT	NED	GER	CZE	AUT	GBR	RSM	ARA	THA	JPN	AUS	MAL	VAL	
1 BASTIANINI Enea	ITA	21		7	7	7																	
2 CHANTRA Somkiat	THA	6	15	15	-	6	-																
3 DI GIANNANTONIO	ITA	5	16	1	5	-	-																
4 MARTIN Jorge	SPA	2	19	3	1	-	1																

These data/results cannot be reproduced, stored and/or transmitted in whole or in part by any manner of electronic, mechanical, photocopying, recording, broadcasting or otherwise now known or herein after developed without the previous express consent by the copyright owner, except for reproduction in daily press and regular printed publications on sale to the public within 60 days of the event related to those data/results and always provided that copyright symbol appears together as follows below.
© DORNA, 2019

Official MotoGP Timing by TISSOT
www.motogp.com

Austin, Sunday, April 14, 2019





5513 m.

After the **RED BULL GRAND PRIX OF THE AMERICAS****Moto2™****2019 Riders Performance**

(Qualifying Position - Starting Position - Race Position)

37

Rider	Points	QAT	ARG	AME	SPA	FRA	ITA	CAT	NED	GER	CZE	AUT	GBR	RSM	ARA	THA	JPN	AUS	MAL	VAL	
1 BALDASSARRI Lorenzo	50	3	8	15																	
		3-1	8-1	15-NL	-	-	-	-	-	-	-	-	-	-	-	-	-	-	-	-	-
2 SCHROTTER Marcel	47	1	2	1																	
		1-3	2-5	1-2	-	-	-	-	-	-	-	-	-	-	-	-	-	-	-	-	-
3 LUTHI Thomas	45	7	5	4																	
		7-2	5-NC	4-1	-	-	-	-	-	-	-	-	-	-	-	-	-	-	-	-	-
4 GARDNER Remy	38	5	7	18																	
		5-4	7-2	18-11	-	-	-	-	-	-	-	-	-	-	-	-	-	-	-	-	-
5 MARQUEZ Alex	36	9	4	2																	
		9-7	4-3	2-5	-	-	-	-	-	-	-	-	-	-	-	-	-	-	-	-	-
6 MARINI Luca	27	4	13	10																	
		4-8	13-7	10-6	-	-	-	-	-	-	-	-	-	-	-	-	-	-	-	-	-
7 NAVARRO Jorge	24	12	11	6																	
		12-NL	11-8	6-3	-	-	-	-	-	-	-	-	-	-	-	-	-	-	-	-	-
8 BASTIANINI Enea	21	13	12	17																	
		13-9	12-9	17-9	-	-	-	-	-	-	-	-	-	-	-	-	-	-	-	-	-
9 LOWES Sam	19	6	3	3																	
		6-6	3-NC	3-7	-	-	-	-	-	-	-	-	-	-	-	-	-	-	-	-	-
10 BINDER Brad	14	8	6	5																	
		8-12	6-6	5-NC	-	-	-	-	-	-	-	-	-	-	-	-	-	-	-	-	-
11 LOCATELLI Andrea	14	17	14	11																	
		17-13	14-11	11-10	-	-	-	-	-	-	-	-	-	-	-	-	-	-	-	-	-
12 LECUONA Iker	13	16	15	19																	
		16-NL	15-4	19-NC	-	-	-	-	-	-	-	-	-	-	-	-	-	-	-	-	-
13 PASINI Mattia	13			7																	
		-	-	7-4	-	-	-	-	-	-	-	-	-	-	-	-	-	-	-	-	-

NC=Not classified NL=Not finished first lap NP=Not started race re-start N2=Not finished first lap race re-start EX=Excluded NS=Not Started DS=Disqualified

These data/results cannot be reproduced, stored and/or transmitted in whole or in part by any manner of electronic, mechanical, photocopying, recording, broadcasting or otherwise now known or herein after developed without the previous express consent by the copyright owner, except for reproduction in daily press and regular printed publications on sale to the public within 60 days of the event related to those data/results and always provided that copyright symbol appears together as follows below.
© DORNA, 2019

Official MotoGP Timing by **TISSOT**
www.motogp.com

Austin, Sunday, April 14, 2019



	Rider	Points	QAT	ARG	AME	SPA	FRA	ITA	CAT	NED	GER	CZE	AUT	GBR	RSM	ARA	THA	JPN	AUS	MAL	VAL
14	FERNANDEZ Augusto	11	10	32																	
			10-5	-NS	-	-	-	-	-	-	-	-	-	-	-	-	-	-	-	-	-
15	CORSI Simone	8	22	10	9																
			22-19	10-NC	9-8	-	-	-	-	-	-	-	-	-	-	-	-	-	-	-	-
16	NAGASHIMA Tetsuta	8	14	22	14																
			14-NC	22-12	14-12	-	-	-	-	-	-	-	-	-	-	-	-	-	-	-	-
17	CHANTRA Somkiat	6	27	19	24																
			27-NC	19-10	24-20	-	-	-	-	-	-	-	-	-	-	-	-	-	-	-	-
18	VIERGE Xavi	6	2	1	20																
			2-10	1-NS	20-NL	-	-	-	-	-	-	-	-	-	-	-	-	-	-	-	-
19	DI GIANNANTONIO Fabio	5	19	18	13																
			19-11	18-NC	13-NL	-	-	-	-	-	-	-	-	-	-	-	-	-	-	-	-
20	BENDSNEYDER Bo	5	18	16	16																
			18-16	16-14	16-13	-	-	-	-	-	-	-	-	-	-	-	-	-	-	-	-
21	PAWI Khairul Idham	3	21	25	23																
			21-17	25-13	23-17	-	-	-	-	-	-	-	-	-	-	-	-	-	-	-	-
22	RAFFIN Jesko	3	20	24	21																
			20-14	24-15	21-16	-	-	-	-	-	-	-	-	-	-	-	-	-	-	-	-
23	AEGERTER Dominique	2	24	20	29																
			24-18	20-20	29-14	-	-	-	-	-	-	-	-	-	-	-	-	-	-	-	-
24	MARTIN Jorge	2	11	17	8																
			11-15	17-NC	8-15	-	-	-	-	-	-	-	-	-	-	-	-	-	-	-	-
25	BEZZECCHI Marco	0	28	21	12																
			28-26	21-16	12-NC	-	-	-	-	-	-	-	-	-	-	-	-	-	-	-	-
26	DIXON Jake	0	30	28	31																
			30-NC	27-17	-NS	-	-	-	-	-	-	-	-	-	-	-	-	-	-	-	-
27	TULOVIC Lukas	0	25	27	26																
			25-21	30-18	26-19	-	-	-	-	-	-	-	-	-	-	-	-	-	-	-	-
28	OETTL Philipp	0	29	30	25																
			29-23	29-19	25-18	-	-	-	-	-	-	-	-	-	-	-	-	-	-	-	-
29	MANZI Stefano	0	26	23																	
			26-20	23-NC	-	-	-	-	-	-	-	-	-	-	-	-	-	-	-	-	-

NC=Not classified NL=Not finished first lap NP=Not started race re-start N2=Not finished first lap race re-start EX=Excluded NS=Not Started DS=Disqualified

These data/results cannot be reproduced, stored and/or transmitted in whole or in part by any manner of electronic, mechanical, photocopying, recording, broadcasting or otherwise now known or herein after developed without the previous express consent by the copyright owner, except for reproduction in daily press and regular printed publications on sale to the public within 60 days of the event related to those data/results and always provided that copyright symbol appears together as follows below.
© DORNA, 2019

Official MotoGP Timing by TISSOT
www.motogp.com

Austin, Sunday, April 14, 2019



	Rider	Points	QAT	ARG	AME	SPA	FRA	ITA	CAT	NED	GER	CZE	AUT	GBR	RSM	ARA	THA	JPN	AUS	MAL	VAL
30	CARDELUS Xavi	0	32	31	28																
			32-25	31-21	28-NC	-	-	-	-	-	-	-	-	-	-	-	-	-	-	-	-
31	RUIU Gabriele	0			27																
			-	-	27-21	-	-	-	-	-	-	-	-	-	-	-	-	-	-	-	-
32	ROBERTS Joe	0	23	26	22																
			23-22	26-22	22-NL	-	-	-	-	-	-	-	-	-	-	-	-	-	-	-	-
33	EKKY PRATAMA Dimas	0	31	29	30																
			31-24	28-23	30-22	-	-	-	-	-	-	-	-	-	-	-	-	-	-	-	-

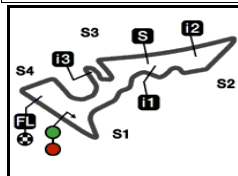
NC=Not classified NL=Not finished first lap NP=Not started race re-start N2=Not finished first lap race re-start EX=Excluded NS=Not Started DS=Disqualified

These data/results cannot be reproduced, stored and/or transmitted in whole or in part by any manner of electronic, mechanical, photocopying, recording, broadcasting or otherwise now known or herein after developed without the previous express consent by the copyright owner, except for reproduction in daily press and regular printed publications on sale to the public within 60 days of the event related to those data/results and always provided that copyright symbol appears together as follows below.
© DORNA, 2019

Official MotoGP Timing by TISSOT
www.motogp.com

Austin, Sunday, April 14, 2019





5513 m.

RED BULL GRAND PRIX OF THE AMERICAS

Official Starting Grid

Race : 18 laps = 99.234 km



1	3 2'11.123 22 Sam LOWES Kalex	2 2'10.933 73 Alex MARQUEZ Kalex	1 2'10.875 23 Marcel SCHROTTER Kalex
2	6 2'11.333 9 Jorge NAVARRO Speed Up	5 2'11.276 41 Brad BINDER KTM	4 2'11.243 12 Thomas LUTHI Kalex
3	9 2'12.039 24 Simone CORSI Kalex	8 2'12.006 88 Jorge MARTIN KTM	7 2'11.528 54 Mattia PASINI Kalex
4	12 2'12.313 72 Marco BEZZECCHI KTM	11 2'12.230 5 Andrea LOCATELLI Kalex	10 2'12.083 10 Luca MARINI Kalex
5	15 2'12.664 7 Lorenzo BALDASSARRI Kalex	14 2'12.529 45 Tetsuta NAGASHIMA Kalex	13 2'12.494 21 Fabio DI GIANNANTONIO Speed Up
6	18 2'13.629 87 Remy GARDNER Kalex	17 2'12.903 33 Enea BASTIANINI Kalex	16 2'12.669 64 Bo BENDSNEYDER NTS
7	21 2'13.033 2 Jesko RAFFIN NTS	20 2'12.516 97 Xavi VIERGE Kalex	19 2'12.445 27 Iker LECUONA KTM
8	24 2'14.240 35 Somkiat CHANTRA Kalex	23 2'13.645 89 Khairul Idham PAWI Kalex	22 2'13.476 16 Joe ROBERTS KTM

The results are provisional until the end of the limit for protest and appeals and until the ratification of the Event Management Committee.

Time limit for protest expires 60' at the latest after publication of the results - Time:

These data/results cannot be reproduced, stored and/or transmitted in whole or in part by any manner of electronic, mechanical, photocopying, recording, broadcasting or otherwise now known or herein after developed without the previous express consent by the copyright owner, except for reproduction in daily press and regular printed publications on sale to the public within 60 days of the event related to those data/results and always provided that copyright symbol appears together as follows below.

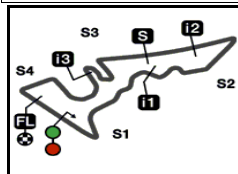
© DORNA, 2019

Official MotoGP Timing by TISSOT
www.motogp.com

Austin, Sunday, April 14, 2019

Page 1 of 2





5513 m.

RED BULL GRAND PRIX OF THE AMERICAS
Official Starting Grid

Race : 18 laps = 99.234 km

9
10

<p>27 2'14.792 6 Gabriele RUIU MV Agusta</p>	<p>26 2'14.702 3 Lukas TULOVIC KTM</p>	<p>25 2'14.344 65 Philipp OETTL KTM</p>
<p>30 2'15.601 20 Dimas EKKY PRATAMA Kalex</p>	<p>29 2'18.687 77 Dominique AEGERTER MV Agusta</p>	<p>28 2'18.341 18 Xavi CARDELUS KTM</p>

The results are provisional until the end of the limit for protest and appeals and until the ratification of the Event Management Committee.

Time limit for protest expires 60' at the latest after publication of the results - Time:

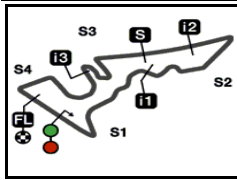
These data/results cannot be reproduced, stored and/or transmitted in whole or in part by any manner of electronic, mechanical, photocopying, recording, broadcasting or otherwise now known or herein after developed without the previous express consent by the copyright owner, except for reproduction in daily press and regular printed publications on sale to the public within 60 days of the event related to those data/results and always provided that copyright symbol appears together as follows below.

© DORNA, 2019

Official MotoGP Timing by TISSOT
 www.motogp.com

Austin, Sunday, April 14, 2019





5513 m.

RED BULL GRAND PRIX OF THE AMERICAS

Race

Top Speed & Average



Rider	Nation	Motorcycle	Top 5 speeds					Average	Top
73 Alex MARQUEZ	SPA	KALEX	289.5	287.2	286.0	285.6	284.8	286.6	289.5
72 Marco BEZZECCHI	ITA	KTM	289.4	287.9	286.7	285.1	282.2	286.3	289.4
35 Somkiat CHANTRA	THA	KALEX	289.3	286.1	285.9	285.7	284.8	286.1	289.3
65 Philipp OETTL	GER	KTM	289.1	283.9	283.7	282.7	281.0	284.1	289.1
10 Luca MARINI	ITA	KALEX	288.3	286.8	286.7	286.3	285.6	286.6	288.3
54 Mattia PASINI	ITA	KALEX	288.3	287.6	285.6	285.1	285.0	286.3	288.3
33 Enea BASTIANINI	ITA	KALEX	287.3	286.7	286.3	286.3	284.8	286.3	287.3
27 Iker LECUONA	SPA	KTM	286.4	279.8	278.9	277.7	277.3	279.6	286.4
23 Marcel SCHROTTER	GER	KALEX	286.0	284.9	283.9	283.0	282.8	284.1	286.0
18 Xavi CARDELUS	AND	KTM	286.0	277.1	275.1	274.1	272.6	277.0	286.0
12 Thomas LUTHI	SWI	KALEX	284.8	284.4	284.2	284.2	284.2	284.4	284.8
89 Khairul Idham PAWI	MAL	KALEX	284.7	282.7	280.5	280.3	279.7	281.6	284.7
9 Jorge NAVARRO	SPA	SPEED UP	284.5	283.6	280.7	280.4	277.8	281.4	284.5
24 Simone CORSI	ITA	KALEX	284.2	283.0	281.9	281.6	281.4	282.4	284.2
87 Remy GARDNER	AUS	KALEX	283.6	282.3	282.1	282.1	280.7	282.2	283.6
45 Tetsuta NAGASHIMA	JPN	KALEX	282.5	282.0	281.3	280.4	280.2	281.3	282.5
2 Jesko RAFFIN	SWI	NTS	282.4	276.9	276.7	273.6	272.8	276.5	282.4
22 Sam LOWES	GBR	KALEX	282.3	281.4	281.4	280.3	279.8	281.0	282.3
88 Jorge MARTIN	SPA	KTM	282.3	282.2	282.0	281.6	281.1	281.8	282.3
3 Lukas TULOVIC	GER	KTM	282.2	282.2	281.6	281.5	281.5	281.8	282.2
5 Andrea LOCATELLI	ITA	KALEX	281.6	280.4	280.2	280.0	279.8	280.4	281.6
6 Gabriele RUIU	ITA	MV AGUSTA	281.6	278.2	276.3	275.9	275.8	277.6	281.6
41 Brad BINDER	RSA	KTM	280.7	240.1				260.4	280.7
20 Dimas EKKY PRATAMA	INA	KALEX	279.1	278.6	278.0	276.4	276.2	277.7	279.1
64 Bo BENDSNEYDER	NED	NTS	278.9	278.4	277.5	277.1	276.4	277.5	278.9
77 Dominique AEGERTER	SWI	MV AGUSTA	278.1	277.7	276.2	274.5	274.1	276.1	278.1

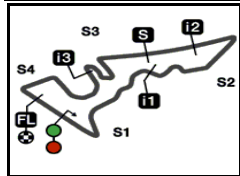
These data/results cannot be reproduced, stored and/or transmitted in whole or in part by any manner of electronic, mechanical, photocopying, recording, broadcasting or otherwise now known or herein after developed without the previous express consent by the copyright owner, except for reproduction in daily press and regular printed publications on sale to the public within 60 days of the event related to those data/results and always provided that copyright symbol appears together as follows below.

© DORNA, 2019

Official MotoGP Timing by TISSOT
www.motogp.com

Austin, Sunday, April 14, 2019






5513 m.

RED BULL GRAND PRIX OF THE AMERICAS

Race

Fastest Laps Sequence

Lap	Race Time	 Rider	Nation	Motorcycle	Time	Km/h	Riders's Lap
2	4'20.890	73 Alex MARQUEZ	SPA	KALEX	2'10.308	152.3	2
2	4'20.981	12 Thomas LUTHI	SWI	KALEX	2'10.291	152.3	2
4	8'45.430	9 Jorge NAVARRO	SPA	SPEED UP	2'10.222	152.4	4
7	15'14.347	23 Marcel SCHROTTER	GER	KALEX	2'10.196	152.4	7
9	19'34.703	12 Thomas LUTHI	SWI	KALEX	2'10.041	152.6	9

These data/results cannot be reproduced, stored and/or transmitted in whole or in part by any manner of electronic, mechanical, photocopying, recording, broadcasting or otherwise now known or herein after developed without the previous express consent by the copyright owner, except for reproduction in daily press and regular printed publications on sale to the public within 60 days of the event related to those data/results and always provided that copyright symbol appears together as follows below.

© DORNA, 2019

Official MotoGP Timing by TISSOT
www.motogp.com

Austin, Sunday, April 14, 2019