


4806 m.

GRAN PREMIO MOTUL DE LA REPÚBLICA ARGENTINA

Qualifying Nr. 2

Classification



		Rider	Nation	Team	Motorcycle	Time	Lap	Total	Gap	Top Speed
1	97	Xavi VIERGE	SPA	EG 0,0 Marc VDS	KALEX	1'42.726	3	9		279.5
2	23	Marcel SCHROTTER	GER	Dynavolt Intact GP	KALEX	1'42.737	9	9	0.011 0.011	274.0
3	22	Sam LOWES	GBR	Federal Oil Gresini Moto2	KALEX	1'42.738	9	9	0.012 0.001	275.7
4	73	Alex MARQUEZ	SPA	EG 0,0 Marc VDS	KALEX	1'42.773	9	9	0.047 0.035	277.8
5	12	Thomas LUTHI	SWI	Dynavolt Intact GP	KALEX	1'42.856	5	9	0.130 0.083	275.3
6	41	Brad BINDER	RSA	Red Bull KTM Ajo	KTM	1'42.873	4	9	0.147 0.017	276.0
7	87	Remy GARDNER	AUS	ONEXO TKKR SAG Team	KALEX	1'42.969	3	8	0.243 0.096	276.3
8	7	Lorenzo BALDASSARRI	ITA	Flexbox HP 40	KALEX	1'42.975	8	8	0.249 0.006	273.0
9	11	Nicolo BULEGA	ITA	SKY Racing Team VR46	KALEX	1'43.008	8	8	0.282 0.033	274.2
10	24	Simone CORSI	ITA	Tasca Racing Scuderia Moto2	KALEX	1'43.061	8	8	0.335 0.053	275.7
11	9	Jorge NAVARRO	SPA	Beta Tools Speed Up	SPEED UP	1'43.098	4	7	0.372 0.037	274.1
12	33	Enea BASTIANINI	ITA	Italtrans Racing Team	KALEX	1'43.103	9	9	0.377 0.005	275.9
13	10	Luca MARINI	ITA	SKY Racing Team VR46	KALEX	1'43.119	3	8	0.393 0.016	279.9
14	5	Andrea LOCATELLI	ITA	Italtrans Racing Team	KALEX	1'43.323	3	9	0.597 0.204	274.2
15	27	Iker LECUONA	SPA	American Racing KTM	KTM	1'43.452	4	9	0.726 0.129	267.3
16	64	Bo BENDSNEYDER	NED	NTS RW Racing GP	NTS	1'43.498	6	7	0.772 0.046	267.5
17	88	Jorge MARTIN	SPA	Red Bull KTM Ajo	KTM	1'43.604	4	8	0.878 0.106	271.0
18	21	Fabio DI GIANNANTONIO	ITA	Beta Tools Speed Up	SPEED UP	1'43.677	9	9	0.951 0.073	268.9

Practice condition: Dry

Air: 25°

Humidity: 75%

Ground: 33°

Fastest Lap:	Lap: 3	Xavi VIERGE	1'42.726	168.4 Km/h
Best Race Lap:	2015	Jonas FOLGER	1'43.001	167.9 Km/h
All Time Lap Record:	2019	Xavi VIERGE	1'42.726	168.4 Km/h

The results are provisional until the end of the limit for protest and appeals.

Time limit for protest expires 30' after publication of the results - Time:

These data/results cannot be reproduced, stored and/or transmitted in whole or in part by any manner of electronic, mechanical, photocopying, recording, broadcasting or otherwise now known or herein after developed without the previous express consent by the copyright owner, except for reproduction in daily press and regular printed publications on sale to the public within 60 days of the event related to those data/results and always provided that copyright symbol appears together as follows below.

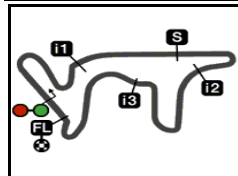
© DORNA, 2019

Official MotoGP Timing by TISSOT

www.motogp.com

Termas de Río Hondo, Saturday, March 30, 2019





4806 m.

GRAN PREMIO MOTUL DE LA REPÚBLICA ARGENTINA

Qualifying Nr. 2

Top Speed & Average

21A



Rider	Nation	Motorcycle	Top 5 speeds					Average	Top
10 Luca MARINI	ITA	KALEX	279.9	276.4	275.6	274.6	274.4	276.2	279.9
97 Xavi VIERGE	SPA	KALEX	279.5	279.0	277.9	277.8	276.1	277.7	279.5
73 Alex MARQUEZ	SPA	KALEX	277.8	277.5	276.7	276.4	275.7	276.8	277.8
87 Remy GARDNER	AUS	KALEX	276.3	273.2	272.7	271.2	265.9	271.9	276.3
41 Brad BINDER	RSA	KTM	276.0	273.8	273.0	272.6	272.3	273.5	276.0
33 Enea BASTIANINI	ITA	KALEX	275.9	275.9	274.8	274.6	274.0	275.0	275.9
22 Sam LOWES	GBR	KALEX	275.7	273.7	273.4	272.9	272.9	273.7	275.7
24 Simone CORSI	ITA	KALEX	275.7	275.6	273.2	273.2	269.4	273.4	275.7
12 Thomas LUTHI	SWI	KALEX	275.3	274.3	273.3	272.7	272.0	273.5	275.3
5 Andrea LOCATELLI	ITA	KALEX	274.2	274.2	273.3	272.3	272.1	273.2	274.2
11 Nicolo BULEGA	ITA	KALEX	274.2	274.1	272.7	272.7	272.6	273.3	274.2
9 Jorge NAVARRO	SPA	SPEED UP	274.1	272.3	271.8	271.2	269.3	271.7	274.1
23 Marcel SCHROTTER	GER	KALEX	274.0	273.2	273.2	273.1	272.3	273.2	274.0
7 Lorenzo BALDASSARRI	ITA	KALEX	273.0	272.6	272.1	271.2	270.8	271.9	273.0
88 Jorge MARTIN	SPA	KTM	271.0	270.6	270.3	269.5	267.8	269.8	271.0
21 Fabio DI GIANNANTONIO	ITA	SPEED UP	268.9	268.4	268.0	268.0	267.3	268.1	268.9
64 Bo BENDSNEYDER	NED	NTS	267.5	267.0	264.3	263.6	261.4	264.2	267.5
27 Iker LECUONA	SPA	KTM	267.3	266.8	265.7	265.2	264.4	265.9	267.3

These data/results cannot be reproduced, stored and/or transmitted in whole or in part by any manner of electronic, mechanical, photocopying, recording, broadcasting or otherwise now known or herein after developed without the previous express consent by the copyright owner, except for reproduction in daily press and regular printed publications on sale to the public within 60 days of the event related to those data/results and always provided that copyright symbol appears together as follows below.

© DORNA, 2019

Official MotoGP Timing by TISSOT
www.motogp.com

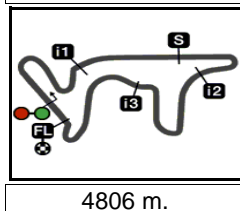


Termas de Río Hondo, Saturday, March 30, 2019

GRAN PREMIO MOTUL DE LA REPÚBLICA ARGENTINA

Qualifying Nr. 2

Chronological Analysis of Performances



4806 m.

* Lap / Sector time cancelled T1 Time from finish line to 1st intermediate T3 Time from 2nd intermed. to 3rd intermed.
 P Crossing the finish line in pit lane T2 Time from 1st intermed. to 2nd intermed. T4 Time from 3rd intermediate to finish line

Lap	Lap Time	T1	T2	T3	T4	Speed	Lap	Lap Time	T1	T2	T3	T4	Speed
1st 97 Xavi VIERGE EG 0,0 Marc VDS SPA							9	1'42.773	29.020	25.017	25.608	23.128	276.4
Runs=1 Total laps=9 Full laps=8													
1	2'33.820	28.805	26.279	32.307	25.801	276.1							
2	1'43.479	29.302	25.366	25.751	23.060	277.8							
3	1'42.726	29.185	25.039	25.489	23.013	277.9							
4	1'43.237	29.131	25.192	25.699	23.215	279.5							
5	1'43.250	29.250	25.245	25.606	23.149	274.6							
6	1'54.687	32.688	29.240	29.267	23.492	217.4							
7	1'43.625	29.274	25.286	25.821	23.244	276.1							
8	1'45.769	31.071	25.431	25.762	23.505	275.9							
9	1'43.662	29.408	25.102	25.772	23.380	279.0							
5th 12 Thomas LUTHI Dynavolt Intact GP SWI													
Runs=1 Total laps=9 Full laps=8													
1	1'58.854	30.936	29.091	27.238	23.397	208.3							
2	1'43.967	29.603	25.470	25.716	23.178	272.0							
3	1'43.091	29.200	25.344	25.454	23.093	273.3							
4	1'42.956	29.222	25.206	25.519	23.009	271.8							
5	1'42.856	29.226	25.140	25.518	22.972	275.3							
6	1'43.386	29.206	25.319	25.570	23.291	270.2							
7	1'45.493	30.010	25.843	26.288	23.352	272.7							
8	1'45.612	30.726	25.773	25.992	23.121	268.4							
9	1'43.216	29.258	25.253	25.580	23.125	274.3							
2nd 23 Marcel SCHROTTE Dynavolt Intact GP GER													
Runs=1 Total laps=9 Full laps=8													
1	2'29.930	30.180	27.700	35.784	25.670	265.2							
2	1'43.219	29.229	25.328	25.615	23.047	274.0							
3	1'43.091	28.985	25.181	25.800	23.125	273.1							
4	1'42.994	29.165	25.126	25.643	23.060	271.8							
5	1'42.744	29.046	25.052	25.604	23.042	271.6							
6	1'50.588	28.997	25.795	29.333	26.463	272.3							
7	1'48.601	29.272	28.972	27.194	23.163	211.3							
8	1'42.805	28.972	25.259	25.575	22.999	273.2							
9	1'42.737	29.030	25.176	25.608	22.923	273.2							
6th 41 Brad BINDER Red Bull KTM Ajo RSA													
Runs=1 Total laps=9 Full laps=8													
1	2'41.676	29.666	25.716	25.994	23.289	267.6							
2	1'43.356	29.413	25.215	25.645	23.083	273.0							
3	1'49.693	34.845	26.119	25.581	23.148	268.4							
4	1'42.873	29.197	25.087	25.603	22.986	276.0							
5	1'43.435	29.421	25.255	25.586	23.173	271.1							
6	1'48.086	33.802	25.374	25.733	23.177	272.3							
7	1'43.481	29.308	25.403	25.695	23.075	272.6							
8	1'43.254	29.291	25.187	25.639	23.137	272.1							
9	1'43.126	29.359	25.120	25.577	23.070	273.8							
3rd 22 Sam LOWES Federal Oil Gresini M GBR													
Runs=1 Total laps=9 Full laps=8													
1	2'46.591	30.889	25.890	26.013	23.483	271.5							
2	1'43.403	29.192	25.378	25.654	23.179	272.9							
3	1'43.403	29.141	25.391	25.660	23.211	272.9							
4	1'43.277	29.129	25.260	25.683	23.205	272.6							
5	1'47.267	31.731	26.462	25.702	23.372	265.2							
6	1'43.191	29.257	25.249	25.509	23.176	271.0							
7	1'42.937	29.129	25.212	25.528	23.068	273.7							
8	1'44.292	29.060	25.227	25.941	24.064	273.4							
9	1'42.738	29.125	25.148	25.418	23.047	275.7							
7th 87 Remy GARDNER ONEXO TKKR SAG AUS													
Runs=1 Total laps=8 Full laps=6													
1	2'38.449	31.562	26.074	25.764	23.284	265.9							
2	1'43.223	29.142	25.285	25.405	23.391	276.3							
3	1'42.969	29.171	25.223	25.365	23.210	272.7							
4	1'48.581	31.009	27.358	26.712	23.502	263.9							
5	1'42.996	29.158	25.249	25.425	23.164	273.2							
6	1'43.032	29.143	25.308	25.535	23.046	271.2							
7	1'46.980	30.553	26.457	25.984	23.986	264.0							
8	2'16.930 P	46.576	27.649	28.623	34.082	257.0							
4th 73 Alex MARQUEZ EG 0,0 Marc VDS SPA													
Runs=1 Total laps=9 Full laps=8													
1	2'34.345	28.564	25.919	28.185	30.300	274.3							
2	1'43.829	29.469	25.282	25.789	23.289	276.7							
3	1'42.857	29.092	25.000	25.625	23.140	277.8							
4	1'43.082	29.250	25.018	25.635	23.179	277.5							
5	1'43.676	29.474	25.228	25.766	23.208	275.7							
6	1'43.089	29.077	25.219	25.633	23.160	273.7							
7	1'51.443	31.974	25.937	26.820	26.712	268.5							
8	1'43.179	29.114	25.171	25.742	23.152	275.6							
8th 7 Lorenzo BALDASS Flexbox HP 40 ITA													
Runs=2 Total laps=8 Full laps=4													
1	1'47.511	29.481	25.965	26.458	23.629	266.4							
2	1'43.934	29.512	25.431	25.769	23.222	271.2							
3	1'50.827 P	29.360	25.278	25.797	30.392	272.1							
4	3'30.214	29.370	26.614	25.837	23.034	233.5							
5	1'42.805 *	29.19*	25.086	25.485	23.044	270.8							
6	1'46.559	29.298	25.298	28.563	23.400	269.6							
7	1'43.140	29.253	25.237	25.553	23.097	272.6							
8	1'42.975	29.269	25.116	25.416	23.174	273.0							

Fastest Lap: Xavi VIERGE EG 0,0 Marc VDS SPA 1'42.726 29.185 25.039 25.489 23.013

These data/results cannot be reproduced, stored and/or transmitted in whole or in part by any manner of electronic, mechanical, photocopying, recording, broadcasting or otherwise now known or herein after developed without the previous express consent by the copyright owner, except for reproduction in daily press and regular printed publications on sale to the public within 60 days of the event related to those data/results and always provided that copyright symbol appears together as follows below.
 © DORNA, 2019



Qualifying Nr. 2

Moto2

Lap	Lap Time	T1	T2	T3	T4	Speed	Lap	Lap Time	T1	T2	T3	T4	Speed		
9th	11	Nicolo BULEGA					SKY Racing Team VR ITA	14th	5	Andrea LOCATELLI					Italtrans Racing Team ITA
		Runs=1	Total laps=8	Full laps=7					Runs=1	Total laps=9	Full laps=8				
1	3'02.936	31.673	26.078	27.041	23.776	271.7	1	2'30.787	30.325	27.451	30.198	28.981	257.6		
2	1'44.400	29.655	25.405	26.015	23.325	272.7	2	1'45.465	29.720	25.508	26.854	23.383	273.3		
3	1'43.927	29.468	25.283	25.901	23.275	272.5	3	1'43.323	29.120	25.215	25.730	23.258	274.2		
4	1'43.993	29.365	25.531	25.870	23.227	272.7	4	1'43.822	29.200	25.260	25.776	23.586	274.2		
5	1'43.685	29.428	25.138	25.824	23.295	274.1	5	1'43.987	29.474	25.332	25.809	23.372	272.0		
6	1'55.411	29.301	25.184	33.613	27.313	271.4	6	1'45.385	29.698	25.343	25.876	24.468	272.1		
7	1'43.670	29.495	25.181	25.879	23.115	272.6	7	1'49.820	29.388	25.460	26.250	28.722	271.0		
8	1'43.008	29.117	25.070	25.736	23.085	274.2	8	1'44.001	29.421	25.251	25.991	23.338	272.3		
							9	1'44.231	29.281	25.362	26.084	23.504	271.2		
10th	24	Simone CORSI					Tasca Racing Scuderi ITA	15th	27	Iker LECUONA					American Racing KT SPA
		Runs=2	Total laps=8	Full laps=5					Runs=1	Total laps=9	Full laps=8				
1	3'54.106	30.442	26.623	27.270	23.767	264.0	1	2'30.474	34.430	27.361	34.476	28.050	259.3		
2	1'57.663 P	31.719	26.457	27.704	31.783	267.8	2	1'43.910	29.641	25.554	25.508	23.207	266.8		
3	2'06.521	28.870	26.105	25.823	23.122	266.1	3	1'43.663	29.332	25.556	25.639	23.136	264.4		
4	1'43.423	29.207	25.278	25.707	23.231	273.2	4	1'43.452	29.229	25.624	25.468	23.131	262.7		
5	1'47.864	32.002	25.786	26.778	23.298	269.4	5	1'46.544	31.995	25.658	25.647	23.244	265.2		
6	1'43.328	29.133	25.326	25.733	23.136	275.6	6	1'43.578	29.351	25.394	25.640	23.193	265.7		
7	1'43.850	29.444	25.405	25.681	23.320	273.2	7	1'43.914	29.323	25.609	25.749	23.233	263.4		
8	1'43.061	29.186	25.126	25.646	23.103	275.7	8	1'51.499	29.440	30.422	28.132	23.505	253.5		
							9	1'43.622	29.422	25.395	25.603	23.202	267.3		
11th	9	Jorge NAVARRO					Beta Tools Speed Up SPA	16th	64	Bo BENDSNEYDER					NTS RW Racing GP NED
		Runs=2	Total laps=7	Full laps=4					Runs=2	Total laps=7	Full laps=4				
1	2'31.605	30.075	26.681	35.547	24.471	267.0	1	2'37.946	31.102	25.900	25.728	23.291	261.4		
2	1'44.063	29.482	25.546	25.888	23.147	274.1	2	1'44.162	29.244	25.925	25.745	23.248	267.0		
3	1'43.274	29.092	25.302	25.747	23.133	271.8	3	1'43.550	29.338	25.418	25.597	23.197	267.5		
4	1'43.098	29.024	25.340	25.696	23.038	271.2	4	1'53.607 P	30.883	26.640	25.877	30.207	258.1		
5	1'49.498	34.213	26.147	25.828	23.310	269.3	5	4'05.682	29.268	25.865	25.877	23.250	261.4		
6	1'52.214 P	29.529	25.332	26.972	30.381	272.3	6	1'43.498	29.351	25.477	25.581	23.089	263.6		
7	3'49.675	28.195	25.591	26.211	23.345	268.9	7	1'43.615	29.436	25.392	25.724	23.063	264.3		
12th	33	Enea BASTIANINI					Italtrans Racing Team ITA	17th	88	Jorge MARTIN					Red Bull KTM Ajo SPA
		Runs=1	Total laps=9	Full laps=8					Runs=1	Total laps=8	Full laps=6				
1	2'00.022	29.181	26.064	26.479	23.700	268.3	1	4'18.769	37.640	26.468	30.402	23.423	263.6		
2	1'44.290	29.229	25.658	26.110	23.293	274.6	2	1'43.457 *	29.351	25.282	25.651 *	23.173	271.0		
3	1'43.215	29.133	25.255	25.725	23.102	275.9	3	1'43.616	29.327	25.325	25.666	23.298	270.3		
4	1'43.340	29.071	25.337	25.705	23.227	270.6	4	1'43.604	29.424	25.256	25.711	23.213	270.6		
5	1'43.167	29.144	25.224	25.634	23.165	274.0	5	1'50.281	30.865	26.869	27.361	25.186	255.7		
6	1'44.579	29.091	25.223	25.862	24.403	273.5	6	1'45.837	29.613	25.954	26.105	24.165	266.9		
7	1'44.954	29.189	25.391	26.738	23.636	272.5	7	1'43.661	29.381	25.430	25.753	23.097	267.8		
8	1'43.548	29.166	25.257	25.845	23.280	274.8	8	1'44.110	29.423	25.475	25.802	23.410	269.5		
9	1'43.103	29.153	25.169	25.671	23.110	275.9									
13th	10	Luca MARINI					SKY Racing Team VR ITA	18th	21	Fabio DI GIANNANT					Beta Tools Speed Up ITA
		Runs=1	Total laps=8	Full laps=7					Runs=1	Total laps=9	Full laps=7				
1	3'04.338	31.715	26.514	28.034	24.711	268.5	1	1'59.285	30.020	28.635	27.216	23.561	208.7		
2	1'44.057	29.559	25.254	25.973	23.271	274.4	2	1'44.377	29.653	25.594	25.925	23.205	268.9		
3	1'43.119	29.224	25.016	25.793	23.086	276.4	3	1'43.698	29.296	25.501	25.702	23.199	267.3		
4	1'43.491	29.314	25.030	25.924	23.223	279.9	4	1'45.270	29.609	25.510	26.851	23.300	268.4		
5	1'43.367	29.283	25.124	25.791	23.169	273.3	5	1'48.588 *	29.533	25.720	29.985 *	23.350	268.0		
6	1'55.468	29.178	25.599	33.501	27.190	275.6	6	1'43.825	29.243	25.536	25.744	23.302	265.2		
7	1'43.477	29.315	25.200	25.833	23.129	272.9	7	1'44.068	29.295	25.563	25.899	23.311	268.0		
8	1'43.158	29.226	25.094	25.697	23.141	274.6	8	1'43.942	29.423	25.521	25.722	23.276	266.4		
							9	1'43.677	29.363	25.404	25.655	23.255	266.4		

Fastest Lap: Xavi VIERGE EG 0,0 Marc VDS SPA **1'42.726** 29.185 25.039 25.489 23.013

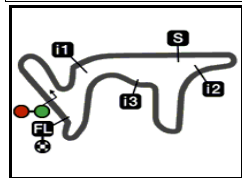
These data/results cannot be reproduced, stored and/or transmitted in whole or in part by any manner of electronic, mechanical, photocopying, recording, broadcasting or otherwise now known or herein after developed without the previous express consent by the copyright owner, except for reproduction in daily press and regular printed publications on sale to the public within 60 days of the event related to those data/results and always provided that copyright symbol appears together as follows below.
© DORNA, 2019

Official MotoGP Timing by TISSOT
www.motogp.com

Terma de Río Hondo, Saturday, March 30, 2019 Page 2 of 2




GRAN PREMIO MOTUL DE LA REPÚBLICA ARGENTINA



4806 m.

Qualifying Results

20

	Rider	Nation	Team	Motorcycle	Time	Lap	Total	Gap	Top Speed
1	97 Xavi VIERGE	SPA	EG 0,0 Marc VDS	KALEX	Q2 1'42.726	3	9		279.5
2	23 Marcel SCHROTTER	GER	Dynavolt Intact GP	KALEX	Q2 1'42.737	9	9	0.011 0.011	274.0
3	22 Sam LOWES	GBR	Federal Oil Gresini Moto2	KALEX	Q2 1'42.738	9	9	0.012 0.001	275.7
4	73 Alex MARQUEZ	SPA	EG 0,0 Marc VDS	KALEX	Q2 1'42.773	9	9	0.047 0.035	277.8
5	12 Thomas LUTHI	SWI	Dynavolt Intact GP	KALEX	Q2 1'42.856	5	9	0.130 0.083	275.3
6	41 Brad BINDER	RSA	Red Bull KTM Ajo	KTM	Q2 1'42.873	4	9	0.147 0.017	276.0
7	87 Remy GARDNER	AUS	ONEXOX TKKR SAG Team	KALEX	Q2 1'42.969	3	8	0.243 0.096	276.3
8	7 Lorenzo BALDASSARRI	ITA	Flexbox HP 40	KALEX	Q2 1'42.975	8	8	0.249 0.006	273.0
9	11 Nicolo BULEGA	ITA	SKY Racing Team VR46	KALEX	Q2 1'43.008	8	8	0.282 0.033	274.2
10	24 Simone CORSI	ITA	Tasca Racing Scuderia Moto2	KALEX	Q2 1'43.061	8	8	0.335 0.053	275.7
11	9 Jorge NAVARRO	SPA	Beta Tools Speed Up	SPEED UP	Q2 1'43.098	4	7	0.372 0.037	274.1
12	33 Enea BASTIANINI	ITA	Italtrans Racing Team	KALEX	Q2 1'43.103	9	9	0.377 0.005	275.9
13	10 Luca MARINI	ITA	SKY Racing Team VR46	KALEX	Q2 1'43.119	3	8	0.393 0.016	279.9
14	5 Andrea LOCATELLI	ITA	Italtrans Racing Team	KALEX	Q2 1'43.323	3	9	0.597 0.204	274.2
15	27 Iker LECUONA	SPA	American Racing KTM	KTM	Q2 1'43.452	4	9	0.726 0.129	267.3
16	64 Bo BENDSNEYDER	NED	NTS RW Racing GP	NTS	Q2 1'43.498	6	7	0.772 0.046	267.5
17	88 Jorge MARTIN	SPA	Red Bull KTM Ajo	KTM	Q2 1'43.604	4	8	0.878 0.106	271.0
18	21 Fabio DI GIANNANTONIC	ITA	Beta Tools Speed Up	SPEED UP	Q2 1'43.677	9	9	0.951 0.073	268.9
19	35 Somkiat CHANTRA	THA	IDEMITSU Honda Team Asia	KALEX	Q1 1'43.505	3	8 (*)	0.518	278.8
20	77 Dominique AEGERTER	SWI	MV Agusta Idealavoro Forward	MV AGUSTA	Q1 1'43.576	7	8 (*)	0.589 0.071	269.9
21	72 Marco BEZZECCHI	ITA	Red Bull KTM Tech 3	KTM	Q1 1'43.619	3	8 (*)	0.632 0.043	278.8
22	45 Tetsuta NAGASHIMA	JPN	ONEXOX TKKR SAG Team	KALEX	Q1 1'43.669	8	8 (*)	0.682 0.050	274.3
23	62 Stefano MANZI	ITA	MV Agusta Idealavoro Forward	MV AGUSTA	Q1 1'43.727	8	8 (*)	0.740 0.058	270.7
24	2 Jesko RAFFIN	SWI	NTS RW Racing GP	NTS	Q1 1'43.730	8	8 (*)	0.743 0.003	267.3
25	89 Khairul Idham PAWI	MAL	Petronas Sprinta Racing	KALEX	Q1 1'44.037	7	8 (*)	1.050 0.307	277.6
26	16 Joe ROBERTS	USA	American Racing KTM	KTM	Q1 1'44.226	5	8 (*)	1.239 0.189	275.1
27	3 Lukas TULOVIC	GER	Kiefer Racing	KTM	Q1 1'44.233	7	8 (*)	1.246 0.007	276.4
28	96 Jake DIXON	GBR	Sama Qatar Angel Nieto Team	KTM	Q1 1'44.571	4	8 (*)	1.584 0.338	274.3
29	20 Dimas EKKY PRATAMA	INA	IDEMITSU Honda Team Asia	KALEX	Q1 1'44.690	5	8 (*)	1.703 0.119	272.2
30	65 Philipp OETTL	GER	Red Bull KTM Tech 3	KTM	Q1 1'44.825	8	8 (*)	1.838 0.135	277.2
31	18 Xavi CARDELUS	AND	Sama Qatar Angel Nieto Team	KTM	Q1 1'45.363	4	8 (*)	2.376 0.538	276.9
32	40 Augusto FERNANDEZ	SPA	Flexbox HP 40	KALEX	FP2 1'43.518			0.165	

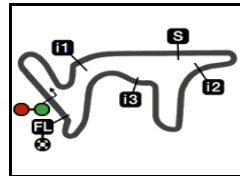
The results are provisional until the end of the limit for protest and appeals.

Time limit for protest expires 60' after publication of the results - Mr. Time:

These data/results cannot be reproduced, stored and/or transmitted in whole or in part by any manner of electronic, mechanical, photocopying, recording, broadcasting or otherwise now known or herein after developed without the previous express consent by the copyright owner, except for reproduction in daily press and regular printed publications on sale to the public within 60 days of the event related to those data/results and always provided that copyright symbol appears together as follows below.

© DORNA, 2019

GRAN PREMIO MOTUL DE LA REPÚBLICA ARGENTINA



4806 m.

Qualifying Results

20



Rider Nation Team Motorcycle Time Lap Total Gap Top Speed

* Gap with the fastest rider in the Q1 session.

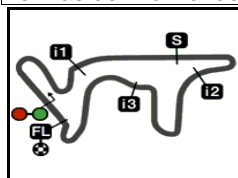
Pole Position:		Xavi VIERGE	1'42.726	168.4 Km/h
Q1 Best Lap:	Lap 3	Simone CORSI	(*) 1'42.987	167.9 Km/h
Best Race Lap:	2015	Jonas FOLGER	1'43.001	167.9 Km/h
All Time Lap Record:	2019	Xavi VIERGE	1'42.726	168.4 Km/h

The results are provisional until the end of the limit for protest and appeals.

Time limit for protest expires 60' after publication of the results - Mr. Time:

These data/results cannot be reproduced, stored and/or transmitted in whole or in part by any manner of electronic, mechanical, photocopying, recording, broadcasting or otherwise now known or herein after developed without the previous express consent by the copyright owner, except for reproduction in daily press and regular printed publications on sale to the public within 60 days of the event related to those data/results and always provided that copyright symbol appears together as follows below.

© DORNA, 2019



GRAN PREMIO MOTUL DE LA REPÚBLICA ARGENTINA
Provisional Starting Grid

4806 m.

Race : 23 laps = 110.538 km

23



1	1 1'42.726 97 Xavi VIERGE Kalex	2 1'42.737 23 Marcel SCHROTTER Kalex	3 1'42.738 22 Sam LOWES Kalex
2	4 1'42.773 73 Alex MARQUEZ Kalex	5 1'42.856 12 Thomas LUTHI Kalex	6 1'42.873 41 Brad BINDER KTM
3	7 1'42.969 87 Remy GARDNER Kalex	8 1'42.975 7 Lorenzo BALDASSARRI Kalex	9 1'43.008 11 Nicolo BULEGA Kalex
4	10 1'43.061 24 Simone CORSI Kalex	11 1'43.098 9 Jorge NAVARRO Speed Up	12 1'43.103 33 Enea BASTIANINI Kalex
5	13 1'43.119 10 Luca MARINI Kalex	14 1'43.323 5 Andrea LOCATELLI Kalex	15 1'43.452 27 Iker LECUONA KTM
6	16 1'43.498 64 Bo BENDSNEYDER NTS	17 1'43.604 88 Jorge MARTIN KTM	18 1'43.677 21 Fabio DI GIANNANTONIO Speed Up
7	19 1'43.505 35 Somkiat CHANTRA Kalex	20 1'43.576 77 Dominique AEGERTER MV Agusta	21 1'43.619 72 Marco BEZZECCHI KTM
8	22 1'43.669 45 Tetsuta NAGASHIMA Kalex	23 1'43.727 62 Stefano MANZI MV Agusta	24 1'43.730 2 Jesko RAFFIN NTS

The results are provisional until the end of the limit for protest and appeals and until the ratification of the Event Management Committee.

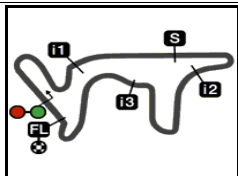
Time limit for protest expires 60' at the latest after publication of the results - Mr. Time:

These data/results cannot be reproduced, stored and/or transmitted in whole or in part by any manner of electronic, mechanical, photocopying, recording, broadcasting or otherwise now known or herein after developed without the previous express consent by the copyright owner, except for reproduction in daily press and regular printed publications on sale to the public within 60 days of the event related to those data/results and always provided that copyright symbol appears together as follows below.

© DORNA, 2019

Official MotoGP Timing by TISSOT
 www.motogp.com





GRAN PREMIO MOTUL DE LA REPÚBLICA ARGENTINA
Provisional Starting Grid

4806 m.

Race : 23 laps = 110.538 km

23

9	25 1'44.037 89 Khairul Idham PAWI Kalex	26 1'44.226 16 Joe ROBERTS KTM	27 1'44.233 3 Lukas TULOVIC KTM
10	28 1'44.571 96 Jake DIXON KTM	29 1'44.690 20 Dimas EKKY PRATAMA Kalex	30 1'44.825 65 Philipp OETTL KTM
11	31 1'45.363 18 Xavi CARDELUS KTM	32 1'43.518 40 Augusto FERNANDEZ Kalex	

The results are provisional until the end of the limit for protest and appeals and until the ratification of the Event Management Committee.

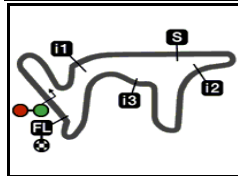
Time limit for protest expires 60' at the latest after publication of the results - Mr. Time:

These data/results cannot be reproduced, stored and/or transmitted in whole or in part by any manner of electronic, mechanical, photocopying, recording, broadcasting or otherwise now known or herein after developed without the previous express consent by the copyright owner, except for reproduction in daily press and regular printed publications on sale to the public within 60 days of the event related to those data/results and always provided that copyright symbol appears together as follows below.

© DORNA, 2019

Official MotoGP Timing by **TISSOT**
 www.motogp.com





4806 m.

GRAN PREMIO MOTUL DE LA REPÚBLICA ARGENTINA

After the Qualifying Nr. 2

Event Best Maximum Speed



Rider	Nation Team	Motorcycle	Km/h	
73 Alex MARQUEZ	SPA EG 0,0 Marc VDS	KALEX	289.4	Free Practice Nr. 2
45 Tetsuta NAGASHIMA	JPN ONEXO TKKR SAG Team	KALEX	286.7	Free Practice Nr. 2
35 Somkiat CHANTRA	THA IDEMITSU Honda Team Asia	KALEX	286.5	Free Practice Nr. 2
10 Luca MARINI	ITA SKY Racing Team VR46	KALEX	285.0	Free Practice Nr. 2
40 Augusto FERNANDEZ	SPA Flexbox HP 40	KALEX	284.9	Free Practice Nr. 2
7 Lorenzo BALDASSARRI	ITA Flexbox HP 40	KALEX	284.7	Free Practice Nr. 2
33 Enea BASTIANINI	ITA Italtrans Racing Team	KALEX	284.6	Free Practice Nr. 1
22 Sam LOWES	GBR Federal Oil Gresini Moto2	KALEX	284.6	Free Practice Nr. 1
12 Thomas LUTHI	SWI Dynavolt Intact GP	KALEX	284.5	Free Practice Nr. 1
97 Xavi VIERGE	SPA EG 0,0 Marc VDS	KALEX	284.3	Free Practice Nr. 2
23 Marcel SCHROTTER	GER Dynavolt Intact GP	KALEX	283.4	Free Practice Nr. 2
87 Remy GARDNER	AUS ONEXO TKKR SAG Team	KALEX	282.9	Free Practice Nr. 2
24 Simone CORSI	ITA Tasca Racing Scuderia Moto2	KALEX	282.7	Free Practice Nr. 2
41 Brad BINDER	RSA Red Bull KTM Ajo	KTM	282.3	Free Practice Nr. 1
11 Nicolo BULEGA	ITA SKY Racing Team VR46	KALEX	282.0	Free Practice Nr. 2
72 Marco BEZZECCHI	ITA Red Bull KTM Tech 3	KTM	281.7	Free Practice Nr. 2
88 Jorge MARTIN	SPA Red Bull KTM Ajo	KTM	281.1	Free Practice Nr. 2
9 Jorge NAVARRO	SPA Beta Tools Speed Up	SPEED UP	281.1	Free Practice Nr. 2
27 Iker LECUONA	SPA American Racing KTM	KTM	280.9	Free Practice Nr. 2
16 Joe ROBERTS	USA American Racing KTM	KTM	280.8	Free Practice Nr. 2
89 Khairul Idham PAWI	MAL Petronas Sprinta Racing	KALEX	280.7	Free Practice Nr. 2
5 Andrea LOCATELLI	ITA Italtrans Racing Team	KALEX	280.1	Free Practice Nr. 2
64 Bo BENDSNEYDER	NED NTS RW Racing GP	NTS	280.0	Free Practice Nr. 2
20 Dimas EKKY PRATAMA	INA IDEMITSU Honda Team Asia	KALEX	279.5	Free Practice Nr. 2
3 Lukas TULOVIC	GER Kiefer Racing	KTM	278.8	Free Practice Nr. 1
65 Philipp OETTL	GER Red Bull KTM Tech 3	KTM	278.4	Free Practice Nr. 2
18 Xavi CARDELUS	AND Sama Qatar Angel Nieto Team	KTM	278.1	Free Practice Nr. 2
96 Jake DIXON	GBR Sama Qatar Angel Nieto Team	KTM	277.6	Free Practice Nr. 2
21 Fabio DI GIANNANTONIO	ITA Beta Tools Speed Up	SPEED UP	277.2	Free Practice Nr. 2
62 Stefano MANZI	ITA MV Agusta Idealavoro Forward	MV AGUSTA	276.5	Free Practice Nr. 2
77 Dominique AEGERTER	SWI MV Agusta Idealavoro Forward	MV AGUSTA	271.9	Free Practice Nr. 2
2 Jesko RAFFIN	SWI NTS RW Racing GP	NTS	271.4	Free Practice Nr. 3

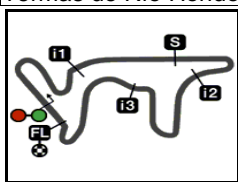
These data/results cannot be reproduced, stored and/or transmitted in whole or in part by any manner of electronic, mechanical, photocopying, recording, broadcasting or otherwise now known or herein after developed without the previous express consent by the copyright owner, except for reproduction in daily press and regular printed publications on sale to the public within 60 days of the event related to those data/results and always provided that copyright symbol appears together as follows below.

© DORNA, 2019

Official MotoGP Timing by TISSOT
www.motogp.com

Termas de Río Hondo, Saturday, March 30, 2019





4806 m.

GRAN PREMIO MOTUL DE LA REPÚBLICA ARGENTINA

Qualifying Nr. 2

Best Partial Times

IT Ideal Lap Time, sum of the best partial times

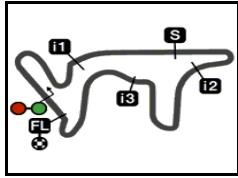
BT Best Lap Time

<i>T1</i>		<i>T2</i>		<i>T3</i>		<i>T4</i>				<i>IT</i>	<i>BT</i>	
<i>Pos</i>	<i>Rider</i>	<i>Time</i>	<i>Rider</i>	<i>Time</i>	<i>Rider</i>	<i>Time</i>	<i>Rider</i>	<i>Time</i>	<i>Pos</i>	<i>Rider</i>		
1	M.SCHROTTER	28.972	A.MARQUEZ	25.000	R.GARDNER	25.365	M.SCHROTTER	22.923	1	M.SCHROTTE	1'42.522	1'42.737 (2)
2	A.MARQUEZ	29.020	L.MARINI	25.016	L.BALDASSARRI	25.416	T.LUTHI	22.972	2	X.VIERGE	1'42.672	1'42.726 (1)
3	J.NAVARRO	29.024	X.VIERGE	25.039	S.LOWES	25.418	B.BINDER	22.986	3	S.LOWES	1'42.673	1'42.738 (3)
4	S.LOWES	29.060	M.SCHROTTER	25.052	T.LUTHI	25.454	X.VIERGE	23.013	4	A.MARQUEZ	1'42.756	1'42.773 (4)
5	E.BASTIANINI	29.071	N.BULEGA	25.070	I.LECUONA	25.468	L.BALDASSARRI	23.034	5	T.LUTHI	1'42.766	1'42.856 (5)
6	N.BULEGA	29.117	L.BALDASSARRI	25.086	X.VIERGE	25.489	J.NAVARRO	23.038	6	R.GARDNER	1'42.776	1'42.969 (7)
7	A.LOCATELLI	29.120	B.BINDER	25.087	M.SCHROTTER	25.575	R.GARDNER	23.046	7	L.BALDASSAR	1'42.789	1'42.975 (8)
8	X.VIERGE	29.131	S.CORSI	25.126	B.BINDER	25.577	S.LOWES	23.047	8	B.BINDER	1'42.847	1'42.873 (6)
9	S.CORSI	29.133	T.LUTHI	25.140	B.BENDSNEYDE	25.581	B.BENDSNEYDE	23.063	9	E.BASTIANINI	1'42.976	1'43.103 (12)
10	R.GARDNER	29.142	S.LOWES	25.148	A.MARQUEZ	25.608	N.BULEGA	23.085	10	L.MARINI	1'42.977	1'43.119 (13)
11	L.MARINI	29.178	E.BASTIANINI	25.169	E.BASTIANINI	25.634	L.MARINI	23.086	11	N.BULEGA	1'43.008	1'43.008 (9)
12	B.BINDER	29.197	A.LOCATELLI	25.215	S.CORSI	25.646	J.MARTIN	23.097	11	S.CORSI	1'43.008	1'43.061 (10)
13	T.LUTHI	29.200	R.GARDNER	25.223	F.DI GIANNANTO	25.655	E.BASTIANINI	23.102	13	J.NAVARRO	1'43.060	1'43.098 (11)
14	I.LECUONA	29.229	J.MARTIN	25.256	J.MARTIN	25.666	S.CORSI	23.103	14	I.LECUONA	1'43.222	1'43.452 (15)
15	F.DI GIANNANTO	29.243	J.NAVARRO	25.302	J.NAVARRO	25.696	A.MARQUEZ	23.128	15	B.BENDSNEY	1'43.280	1'43.498 (16)
16	B.BENDSNEYDE	29.244	B.BENDSNEYDE	25.392	L.MARINI	25.697	I.LECUONA	23.131	16	A.LOCATELLI	1'43.323	1'43.323 (14)
17	L.BALDASSARRI	29.253	I.LECUONA	25.394	A.LOCATELLI	25.730	F.DI GIANNANTO	23.199	17	J.MARTIN	1'43.346	1'43.604 (17)
18	J.MARTIN	29.327	F.DI GIANNANTO	25.404	N.BULEGA	25.736	A.LOCATELLI	23.258	18	F.DI GIANNAN	1'43.501	1'43.677 (18)

These data/results cannot be reproduced, stored and/or transmitted in whole or in part by any manner of electronic, mechanical, photocopying, recording, broadcasting or otherwise now known or herein after developed without the previous express consent by the copyright owner, except for reproduction in daily press and regular printed publications on sale to the public within 60 days of the event related to those data/results and always provided that copyright symbol appears together as follows below.
© DORNA, 2019

Official MotoGP Timing by 
www.motogp.com






4806 m.

GRAN PREMIO MOTUL DE LA REPÚBLICA ARGENTINA

Qualifying Nr. 2

Fastest Laps Sequence

<i>Practice Time</i>	 <i>Rider</i>	<i>Nation</i>	<i>Motorcycle</i>	<i>Time</i>	<i>Km/h</i>	<i>Rider's Lap</i>
3'31.445	7 Lorenzo BALDASSARRI	ITA	KALEX	1'43.934	166.4	2
4'13.149	23 Marcel SCHROTTER	GER	KALEX	1'43.219	167.6	2
5'25.912	12 Thomas LUTHI	SWI	KALEX	1'43.091	167.8	3
6'00.025	97 Xavi VIERGE	SPA	KALEX	1'42.726	168.4	3

These data/results cannot be reproduced, stored and/or transmitted in whole or in part by any manner of electronic, mechanical, photocopying, recording, broadcasting or otherwise now known or herein after developed without the previous express consent by the copyright owner, except for reproduction in daily press and regular printed publications on sale to the public within 60 days of the event related to those data/results and always provided that copyright symbol appears together as follows below.

© DORNA, 2019

Official MotoGP Timing by TISSOT
www.motogp.com

Termas de Río Hondo, Saturday, March 30, 2019

