

MONSTER ENERGY GRAND PRIX ČESKÉ REPUBLIKY

Free Practice Nr. 3

Classification

10



5403 m.



Rider	Nation	Team	Motorcycle	Time	Lap Total	Gap	Top Speed
1 5 Jaume MASIA	SPA	Bester Capital Dubai	KTM	2'16.962	14 14		215.5
2 55 Romano FENATI	ITA	VNE Snipers	HONDA	2'17.003	14 14	0.041 0.041	212.1
3 14 Tony ARBOLINO	ITA	VNE Snipers	HONDA	2'17.439	10 11	0.477 0.436	216.4
4 76 Makar YURCHENKO	KAZ	BOE Skull Rider Mugen Race	KTM	2'17.564	17 17	0.602 0.125	210.5
5 61 Can ONCU	TUR	Red Bull KTM Ajo	KTM	2'17.832	14 14	0.870 0.268	208.4
6 25 Raul FERNANDEZ	SPA	Sama Qatar Angel Nieto Team	KTM	2'17.977	13 14	1.015 0.145	210.1
7 75 Albert ARENAS	SPA	Sama Qatar Angel Nieto Team	KTM	2'18.337	16 17	1.375 0.360	208.0
8 44 Aron CANET	SPA	Sterilgarda Max Racing Team	KTM	2'18.344	14 15	1.382 0.007	209.7
9 79 Ai OGURA	JPN	Honda Team Asia	HONDA	2'18.456	17 17	1.494 0.112	211.7
10 17 John MCPHEE	GBR	Petronas Sprinta Racing	HONDA	2'18.737	9 13	1.775 0.281	211.3
11 16 Andrea MIGNO	ITA	Bester Capital Dubai	KTM	2'19.062	13 13	2.100 0.325	210.9
12 24 Tatsuki SUZUKI	JPN	SIC58 Squadra Corse	HONDA	2'19.343	14 14	2.381 0.281	210.5
13 69 Tom BOOTH-AMOS	GBR	CIP Green Power	KTM	2'19.406	12 12	2.444 0.063	208.0
14 23 Niccolò ANTONELLI	ITA	SIC58 Squadra Corse	HONDA	2'19.439	13 15	2.477 0.033	210.9
15 33 Yuki KUNII	JPN	Asia Talent Team	HONDA	2'19.490	15 15	2.528 0.051	209.7
16 84 Jakub KORNFEIL	CZE	Redox PruestelGP	KTM	2'19.623	14 14	2.661 0.133	210.1
17 40 Darryn BINDER	RSA	CIP Green Power	KTM	2'19.634	13 13	2.672 0.011	205.3
18 12 Filip SALAC	CZE	Redox PruestelGP	KTM	2'19.746	14 15	2.784 0.112	210.9
19 27 Kaito TOBA	JPN	Honda Team Asia	HONDA	2'19.806	17 17	2.844 0.060	210.9
20 42 Marcos RAMIREZ	SPA	Leopard Racing	HONDA	2'20.215	12 12	3.253 0.409	213.4
21 21 Alonso LOPEZ	SPA	Estrella Galicia 0,0	HONDA	2'20.332	14 14	3.370 0.117	210.1
22 22 Kazuki MASAHI	JPN	BOE Skull Rider Mugen Race	KTM	2'20.411	15 16	3.449 0.079	215.1
23 7 Dennis FOGGIA	ITA	SKY Racing Team VR46	KTM	2'20.879	16 16	3.917 0.468	211.7
24 71 Ayumu SASAKI	JPN	Petronas Sprinta Racing	HONDA	2'20.932	14 16	3.970 0.053	214.7
25 54 Riccardo ROSSI	ITA	Kömmerling Gresini Moto3	HONDA	2'21.063	12 14	4.101 0.131	211.7
26 13 Celestino VIETTI	ITA	SKY Racing Team VR46	KTM	2'21.073	14 14	4.111 0.010	210.5
27 48 Lorenzo DALLA PORTA	ITA	Leopard Racing	HONDA	2'21.102	6 9	4.140 0.029	214.7
28 11 Sergio GARCIA	SPA	Estrella Galicia 0,0	HONDA	2'21.172	13 13	4.210 0.070	210.9
29 82 Stefano NEPA	ITA	Reale Avintia Arizona 77	KTM	2'22.761	12 12	5.799 1.589	210.1
30 53 Deniz ONCU	TUR	Red Bull KTM Ajo	KTM	2'23.823	14 14	6.861 1.062	208.8

Practice condition: **Wet**

Air: 14°

Humidity: 98%

Ground: 15°

Fastest Lap:	Lap: 14	Jaume MASIA	2'16.962	142 Km/h
Best Race Lap:	2014	Romano FENATI	2'08.064	151.8 Km/h
All Time Lap Record:	2013	Alex RINS	2'07.622	152.4 Km/h

The results are provisional until the end of the limit for protest and appeals.

Time limit for protest expires 30' after publication of the results - Time:

These data/results cannot be reproduced, stored and/or transmitted in whole or in part by any manner of electronic, mechanical, photocopying, recording, broadcasting or otherwise now known or herein after developed without the previous express consent by the copyright owner, except for reproduction in daily press and regular printed publications on sale to the public within 60 days of the event related to those data/results and always provided that copyright symbol appears together as follows below.

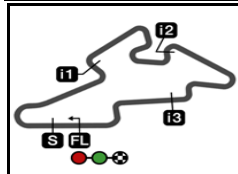
© DORNA, 2019

Official MotoGP Timing by TISSOT
www.motogp.com

Brno, Saturday, August 03, 2019

moto3™






5403 m.

MONSTER ENERGY GRAND PRIX ČESKÉ REPUBLIKY

Free Practice Nr. 3

Combined Free Practice Times

11

	Rider	Nation	Team	MOTORCYCLE	FP1	FP2	FP3	Gap
1	14 T.ARBOLINO	ITA	VNE Snipers	HONDA	2'09.317	12 2'08.325	11 2'17.439	10
2	24 T.SUZUKI	JPN	SIC58 Squadra Corse	HONDA	2'09.543	12 2'08.433	12 2'19.343	14 0.108 0.108
3	13 C.VIETTI	ITA	SKY Racing Team VR46	KTM	2'10.663	14 2'08.519	11 2'21.073	14 0.194 0.086
4	5 J.MASIA	SPA	Bester Capital Dubai	KTM	2'08.615	11 2'08.707	13 2'16.962	14 0.290 0.096
5	48 L.DALLA PORTA	ITA	Leopard Racing	HONDA	2'09.225	13 2'08.699	14 2'21.102	6 0.374 0.084
6	44 A.CANET	SPA	Sterilgarda Max Racing Team	KTM	2'09.207	11 2'08.729	11 2'18.344	14 0.404 0.030
7	23 N.ANTONELLI	ITA	SIC58 Squadra Corse	HONDA	2'09.969	8 2'08.871	13 2'19.439	13 0.546 0.142
8	55 R.FENATI	ITA	VNE Snipers	HONDA	2'09.025	11 2'08.874	11 2'17.003	14 0.549 0.003
9	42 M.RAMIREZ	SPA	Leopard Racing	HONDA	2'08.984	12 2'08.882	14 2'20.215	12 0.557 0.008
10	17 J.MCPHEE	GBR	Petronas Sprinta Racing	HONDA	2'08.896	13 2'09.337	12 2'18.737	9 0.571 0.014
11	79 A.OGURA	JPN	Honda Team Asia	HONDA	2'08.932	14 2'09.960	3 2'18.456	17 0.607 0.036
12	16 A.MIGNO	ITA	Bester Capital Dubai	KTM	2'08.964	11 2'09.469	8 2'19.062	13 0.639 0.032
13	12 F.SALAC	CZE	Redox PruestelGP	KTM	2'10.107	13 2'09.013	11 2'19.746	14 0.688 0.049
14	27 K.TOBA	JPN	Honda Team Asia	HONDA	2'09.803	14 2'09.076	11 2'19.806	17 0.751 0.063
15	25 R.FERNANDEZ	SPA	Sama Qatar Angel Nieto Team	KTM	2'10.891	10 2'09.100	12 2'17.977	13 0.775 0.024
16	75 A.ARENAS	SPA	Sama Qatar Angel Nieto Team	KTM	2'09.151	13 2'11.215	5 2'18.337	16 0.826 0.051
17	84 J.KORNFEIL	CZE	Redox PruestelGP	KTM	2'09.152	13 2'09.726	11 2'19.623	14 0.827 0.001
18	40 D.BINDER	RSA	CIP Green Power	KTM	2'09.193	12 2'09.982	8 2'19.634	13 0.868 0.041
19	7 D.FOGGIA	ITA	SKY Racing Team VR46	KTM	2'09.641	14 2'09.226	13 2'20.879	16 0.901 0.033
20	21 A.LOPEZ	SPA	Estrella Galicia 0,0	HONDA	2'10.135	15 2'09.410	8 2'20.332	14 1.085 0.184
21	71 A.SASAKI	JPN	Petronas Sprinta Racing	HONDA	2'09.964	13 2'09.446	12 2'20.932	14 1.121 0.036
22	61 C.ONCU	TUR	Red Bull KTM Ajo	KTM	2'11.248	4 2'09.528	7 2'17.832	14 1.203 0.082
23	11 S.GARCIA	SPA	Estrella Galicia 0,0	HONDA	2'09.744	12 2'11.333	6 2'21.172	13 1.419 0.216
24	22 K.MASAKI	JPN	BOE Skull Rider Mugen Race	KTM	2'09.787	10 2'09.800	9 2'20.411	15 1.462 0.043
25	76 M.YURCHENKO	KAZ	BOE Skull Rider Mugen Race	KTM	2'09.812	12 2'09.808	14 2'17.564	17 1.483 0.021
26	33 Y.KUNII	JPN	Asia Talent Team	HONDA	2'10.144	14 2'09.903	10 2'19.490	15 1.578 0.095
27	69 T.BOOTH-AMOS	GBR	CIP Green Power	KTM	2'10.344	15 2'09.918	12 2'19.406	12 1.593 0.015
28	54 R.ROSSI	ITA	Kömmerling Gresini Moto3	HONDA	2'10.290	14 2'11.079	13 2'21.063	12 1.965 0.372
29	53 D.ONCU	TUR	Red Bull KTM Ajo	KTM	2'10.521	11 2'10.314	11 2'23.823	14 1.989 0.024
30	82 S.NEPA	ITA	Reale Avintia Arizona 77	KTM	2'11.700	11 2'10.581	12 2'22.761	12 2.256 0.267

Pole Position Record:	2013	Alex RINS	2'07.622	152.4 Km/h
Best Race Lap:	2014	Romano FENATI	2'08.064	151.8 Km/h
All Time Lap Record:	2013	Alex RINS	2'07.622	152.4 Km/h

The results are provisional until the end of the limit for protest and appeals.

Time limit for protest expires 60' after publication of the results - Mr. Time:

These data/results cannot be reproduced, stored and/or transmitted in whole or in part by any manner of electronic, mechanical, photocopying, recording, broadcasting or otherwise now known or herein after developed without the previous express consent by the copyright owner, except for reproduction in daily press and regular printed publications on sale to the public within 60 days of the event related to those data/results and always provided that copyright symbol appears together as follows below.

© DORNA, 2019

Official MotoGP Timing by TISSOT
www.motogp.com

Brno, Saturday, August 03, 2019

 motoE





5403 m.

MONSTER ENERGY GRAND PRIX ČESKÉ REPUBLIKY

Free Practice Nr. 3

Top Speed & Average

12



Rider	Nation	Motorcycle	Top 5 speeds					Average	Top
14 Tony ARBOLINO	ITA	HONDA	216.4	213.8	213.4	212.5	212.1	213.4	216.4
5 Jaume MASIA	SPA	KTM	215.5	212.5	211.3	211.3	210.9	212.1	215.5
22 Kazuki MASAKI	JPN	KTM	215.1	212.5	212.5	212.1	211.7	212.6	215.1
48 Lorenzo DALLA PORTA	ITA	HONDA	214.7	214.7	213.8	213.0	211.7	213.6	214.7
71 Ayumu SASAKI	JPN	HONDA	214.7	214.2	213.8	213.4	213.4	213.9	214.7
42 Marcos RAMIREZ	SPA	HONDA	213.4	212.1	211.7	211.3	210.5	211.8	213.4
55 Romano FENATI	ITA	HONDA	212.1	212.1	212.1	212.1	211.3	211.9	212.1
7 Dennis FOGGIA	ITA	KTM	211.7	210.1	209.7	209.7	209.3	210.0	211.7
54 Riccardo ROSSI	ITA	HONDA	211.7	211.3	210.9	210.1	209.3	210.7	211.7
79 Ai OGURA	JPN	HONDA	211.7	210.5	210.1	210.1	209.7	210.2	211.7
17 John MCPHEE	GBR	HONDA	211.3	210.9	209.7	209.3	209.3	210.0	211.3
11 Sergio GARCIA	SPA	HONDA	210.9	209.7	208.8	208.4	208.4	209.2	210.9
12 Filip SALAC	CZE	KTM	210.9	208.4	208.4	208.0	207.6	208.7	210.9
16 Andrea MIGNO	ITA	KTM	210.9	208.8	208.8	208.0	207.6	208.8	210.9
23 Niccolò ANTONELLI	ITA	HONDA	210.9	210.9	210.9	210.1	210.1	210.5	210.9
27 Kaito TOBA	JPN	HONDA	210.9	210.9	210.5	210.5	210.5	210.6	210.9
13 Celestino VIETTI	ITA	KTM	210.5	209.7	209.7	208.8	208.4	209.3	210.5
24 Tatsuki SUZUKI	JPN	HONDA	210.5	209.7	209.7	209.7	209.3	209.8	210.5
76 Makar YURCHENKO	KAZ	KTM	210.5	209.7	209.3	208.8	208.8	209.4	210.5
21 Alonso LOPEZ	SPA	HONDA	210.1	210.1	209.7	209.3	208.0	209.4	210.1
25 Raul FERNANDEZ	SPA	KTM	210.1	208.4	207.2	207.2	207.2	208.0	210.1
82 Stefano NEPA	ITA	KTM	210.1	207.2	206.8	206.8	206.1	207.0	210.1
84 Jakub KORNFEIL	CZE	KTM	210.1	210.1	209.3	208.8	208.0	208.9	210.1
33 Yuki KUNII	JPN	HONDA	209.7	209.3	208.4	208.4	208.0	208.8	209.7
44 Aron CANET	SPA	KTM	209.7	208.8	208.4	208.4	208.4	208.7	209.7
53 Deniz ONCU	TUR	KTM	208.8	208.4	207.6	207.6	207.2	207.9	208.8
61 Can ONCU	TUR	KTM	208.4	206.5	206.5	206.1	205.7	206.6	208.4
69 Tom BOOTH-AMOS	GBR	KTM	208.0	206.5	206.1	205.7	205.7	206.3	208.0
75 Albert ARENAS	SPA	KTM	208.0	206.8	206.5	206.5	206.5	206.9	208.0
40 Darryn BINDER	RSA	KTM	205.3	205.3	204.5	204.1	203.3	204.5	205.3

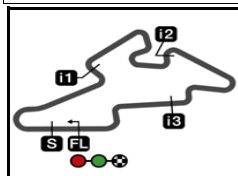
These data/results cannot be reproduced, stored and/or transmitted in whole or in part by any manner of electronic, mechanical, photocopying, recording, broadcasting or otherwise now known or herein after developed without the previous express consent by the copyright owner, except for reproduction in daily press and regular printed publications on sale to the public within 60 days of the event related to those data/results and always provided that copyright symbol appears together as follows below.

© DORNA, 2019

Official MotoGP Timing by TISSOT
www.motogp.com

Brno, Saturday, August 03, 2019





5403 m.

MONSTER ENERGY GRAND PRIX ČESKÉ REPUBLIKY

Free Practice Nr. 3

Chronological Analysis of Performances

13

* Lap / Sector time cancelled

T1 Time from finish line to 1st intermediate

T3 Time from 2nd intermed. to 3rd intermed.

P Crossing the finish line in pit lane

T2 Time from 1st intermed. to 2nd intermed.

T4 Time from 3rd intermediate to finish line

Lap	Lap Time	T1	T2	T3	T4	Speed	Lap	Lap Time	T1	T2	T3	T4	Speed	
1st	5	Jaume MASIA Bester Capital Dubai SPA						11	2'17.586	35.797	40.402	37.602	23.785	213.8
		Runs=2	Total laps=14	Full laps=11			4th	76	Makar YURCHENK BOE Skull Rider Mug KAZ					
1	4'27.937	44.260	46.475	41.515	25.634				Runs=1	Total laps=17	Full laps=15			
2	2'27.638	38.020	44.254	40.325	25.039	207.6	1	3'48.205	41.588	46.990	43.293	26.162		
3	2'25.020	37.758	43.081	39.380	24.801	208.8	2	2'30.360	39.446	44.653	41.127	25.134	206.1	
4	2'34.497 P	38.335	44.431	40.896	30.835	208.8	3	2'26.988	38.404	43.612	40.080	24.892	208.8	
5	9'09.711	43.839	48.064	39.580	25.458		4	2'23.667	37.337	42.307	39.392	24.631	208.4	
6	2'24.215	37.033	42.881	39.712	24.589	211.3	5	2'21.817	37.201	41.660	38.637	24.319	208.0	
7	2'21.700	37.113	41.813	38.514	24.260	209.3	6	2'25.907	36.764	44.078	39.377	25.688	210.5	
8	2'19.939	36.583	41.196	38.163	23.997	209.3	7	2'21.480	36.795	41.715	38.671	24.299	207.6	
9	2'19.908	36.806	41.248	37.936	23.918	210.5	8	2'20.823	36.576	41.641	38.384	24.222	207.2	
10	2'19.012	36.259	41.024	37.854	23.875	215.5	9	2'21.446 *	36.738	41.531	38.511	24.666*	208.0	
11	2'18.775	36.177	41.196	37.682	23.720	210.9	10	2'20.289	36.703	41.279	38.181	24.126	206.5	
12	2'18.077	36.148	40.600	37.643	23.686	212.5	11	2'19.731	36.436	40.948	38.286	24.061	207.6	
13	2'17.766	36.004	40.491	37.360	23.911	211.3	12	2'19.146	36.460	40.769	37.972	23.945	207.6	
14	2'16.962	35.875	40.281	37.186	23.620	210.9	13	2'18.767	36.371	40.544	37.916	23.936	207.6	
2nd	55	Romano FENATI VNE Snipers ITA						14	2'18.710	36.129	40.709	37.710	24.162	208.4
		Runs=2	Total laps=14	Full laps=11			15	2'18.519	36.271	40.556	37.694	23.998	208.8	
1	4'45.677	39.888	45.781	40.935	25.340		16	2'18.400	36.311	40.329	37.805	23.955	209.3	
2	2'26.624	38.274	43.608	39.943	24.799	208.8	17	2'17.564	35.954	40.337	37.513	23.760	209.7	
3	2'24.858	37.908	42.898	39.408	24.644	210.5	5th	61	Can ONCU Red Bull KTM Ajo TUR					
4	2'22.697	37.215	42.286	38.841	24.355	210.1			Runs=1	Total laps=14	Full laps=12			
5	2'33.136 P	38.295	43.702	40.257	30.882	211.3	1	9'37.462	44.057	45.868	41.748	25.578		
6	7'40.194	36.948	42.094	38.722	24.196		2	2'26.567	38.040	43.206	40.354	24.967	204.1	
7	2'21.215	36.875	41.707	38.482	24.151	210.9	3	2'24.296 *	37.85*	42.512	39.391	24.534	204.1	
8	2'20.576	36.593	41.441	38.436	24.106	210.9	4	2'22.427	36.909	42.105	39.032	24.381	205.3	
9	2'19.379	36.380	41.085	37.975	23.939	210.9	5	2'21.133	36.773	41.609	38.552	24.199	204.1	
10	2'24.307	37.447	43.408	39.108	24.344	210.9	6	2'20.307	36.564	41.387	38.269	24.087	204.9	
11	2'18.665	36.182	40.808	37.894	23.781	212.1	7	2'20.085	36.193	41.303	38.391	24.198	205.3	
12	2'18.453	36.469	40.684	37.547	23.753	212.1	8	2'20.083	36.580	41.086	38.339	24.078	204.5	
13	2'17.968	36.030	40.625	37.560	23.753	212.1	9	2'18.875	36.195	40.751	38.075	23.854	205.7	
14	2'17.003	35.886	40.316	37.301	23.500	212.1	10	2'19.027	36.323	40.860	37.898	23.946	206.5	
3rd	14	Tony ARBOLINO VNE Snipers ITA						11	2'18.511	36.136	40.694	37.720	23.961	205.3
		Runs=2	Total laps=11	Full laps=8			12	2'17.900	35.937	40.431	37.724	23.808	206.5	
1	6'22.926	39.662	45.710	41.126	25.300		13	2'17.954	35.922	40.349	37.875	23.808	206.1	
2	2'24.708	37.971	42.816	39.451	24.470	211.3	14	2'17.832	35.930	40.362	37.907	23.633	208.4	
3	2'22.006	37.084	41.929	38.750	24.243	212.1	6th	25	Raul FERNANDEZ Sama Qatar Angel Ni SPA					
4	2'21.113	36.615	41.597	38.545	24.356	210.5			Runs=2	Total laps=14	Full laps=11			
5	2'30.718 P	37.424	43.410	39.441	30.443	210.5	1	3'24.431	43.436	49.387	43.729	26.301		
6	14'42.080	36.015	41.582	38.226	24.012		2	2'29.644	39.211	44.410	40.961	25.062	202.6	
7	2'18.565	36.200	40.774	37.686	23.905	212.1	3	2'24.508	37.595	42.650	39.528	24.735	204.5	
8	2'18.245	35.903	40.628	37.884	23.830	216.4	4	2'22.902	37.003	42.043	39.363	24.493	206.5	
9	2'18.097	35.768	40.968	37.554	23.807	213.4	5	2'22.167	36.954	42.048	38.884	24.281	206.5	
10	2'17.439	35.969	40.412	37.370	23.688	212.5								

Fastest Lap: Jaume MASIA Bester Capital Dubai SPA **2'16.962** 35.875 40.281 37.186 23.620

These data/results cannot be reproduced, stored and/or transmitted in whole or in part by any manner of electronic, mechanical, photocopying, recording, broadcasting or otherwise now known or herein after developed without the previous express consent by the copyright owner, except for reproduction in daily press and regular printed publications on sale to the public within 60 days of the event related to those data/results and always provided that copyright symbol appears together as follows below.
© DORNA, 2019

Free Practice Nr. 3

Moto3

Lap	Lap Time	T1	T2	T3	T4	Speed	Lap	Lap Time	T1	T2	T3	T4	Speed
6	2'21.382	36.577	41.864	38.668	24.273	207.2	7	2'23.293	37.197	42.127	39.229	24.740	209.7
7	2'20.505	36.527	41.097	38.590	24.291	206.8	8	2'22.833	37.095	42.278	38.916	24.544	209.3
8	2'20.079	36.423	41.241	38.331	24.084	205.7	9	2'22.735	37.131	41.965	39.179	24.460	205.7
9	2'19.532	36.362	40.966	38.166	24.038	206.5	10	2'21.266	36.684	41.578	38.680	24.324	209.7
10	2'32.539 P	37.563	43.517	40.914	30.545	207.2	11	2'20.593	36.578	41.320	38.483	24.212	209.3
11	8'12.356	39.764	42.319	38.692	26.766		12	2'20.066	36.387	41.296	38.345	24.038	209.7
12	2'19.414	36.454	40.939	38.099	23.922	207.2	13	2'20.307	36.405	41.252	38.451	24.199	210.1
13	2'17.977	35.978	40.462	37.744	23.793	208.4	14	2'19.440	36.382	40.910	38.083	24.065	208.4
14	2'18.231	35.901	40.788	37.766	23.776	210.1	15	2'18.937	36.248	40.748	38.046	23.895	209.3

7th 75 Albert ARENAS Sama Qatar Angel Ni SPA
Runs=1 Total laps=17 Full laps=15

1	3'59.254	43.005	47.480	42.731	26.319	
2	2'31.708	39.608	45.161	41.334	25.605	204.1
3	2'27.627	38.545	43.801	40.287	24.994	206.8
4	2'26.744	37.906	43.731	39.981	25.126	206.5
5	2'25.700	37.985	42.919	39.693	25.103	204.1
6	2'24.809	37.763	42.626	39.519	24.901	204.9
7	2'23.103	37.687	41.972	38.883	24.561	204.9
8	2'22.144	37.072	41.571	38.791	24.710	206.5
9	2'22.022	37.088	41.607	38.614	24.713	206.1
10	2'21.651	37.108	41.436	38.546	24.561	206.1
11	2'20.933	37.076	41.222	38.257	24.378	204.9
12	2'19.881	36.650	40.814	38.046	24.371	204.9
13	2'20.090	36.836	40.738	38.065	24.451	204.9
14	2'19.779	36.789	40.903	37.799	24.288	208.0
15	2'18.482	36.382	40.421	37.610	24.069	205.3
16	2'18.337	36.256	40.414	37.781	23.886	206.1
17	2'18.473 *	36.156	40.416	37.840*	24.061	206.5

8th 44 Aron CANET Sterilgarda Max Racin SPA
Runs=2 Total laps=15 Full laps=11

1	4'11.878	41.243	46.870	42.220	25.916	
2	2'28.297	38.601	43.798	40.644	25.254	206.1
3	2'26.115	37.858	43.345	40.090	24.822	207.6
4	2'24.703	37.419	42.893	39.540	24.851	208.0
5	2'23.713	37.347	42.636	39.093	24.637	208.4
6	2'25.559	36.991	44.781	39.253	24.534	209.7
7	2'21.991	36.919	41.869	38.807	24.396	208.0
8	2'21.326	36.780	41.641	38.598	24.307	208.4
9	2'36.402 P	36.761	44.148	41.167	34.326	208.4
10	5'52.665	37.664	42.121	38.586	24.413	
11	2'19.905	36.576	41.102	38.081	24.146	206.5
12	2'19.354	36.376	40.906	37.990	24.082	207.2
13	2'18.907	36.353	40.653	37.873	24.028	207.2
14	2'18.344	36.254	40.409	37.750	23.931	208.8
15	2'28.599 P	36.086	40.458	38.573	33.482	208.4

9th 79 Ai OGURA Honda Team Asia JPN
Runs=1 Total laps=17 Full laps=15

1	3'56.441	47.164	54.994	45.155	26.630	
2	2'32.630	39.814	45.777	41.722	25.317	206.1
3	2'28.307	38.453	44.186	40.574	25.094	209.3
4	2'26.415 *	38.161	43.132	40.028	25.094*	211.7
5	2'25.509	37.745	43.066	39.772	24.926	207.2
6	2'23.992	37.382	42.434	39.465	24.711	208.8

10th 17 John MCPHEE Petronas Sprinta Raci GBR
Runs=2 Total laps=13 Full laps=9

1	7'11.899	45.577	47.186	41.863	26.158	
2	2'25.788	38.648	43.032	39.643	24.465	206.5
3	2'22.445	37.329	41.815	39.016	24.285	211.3
4	2'21.188	36.863	41.236	38.803	24.286	210.9
5	2'21.875	36.675	41.154	39.297	24.749	209.3
6	2'20.771	36.826	41.110	38.630	24.205	208.0
7	2'20.244	36.593	40.863	38.711	24.077	209.3
8	2'19.632	36.424	40.920	38.237	24.051	209.3
9	2'18.737	36.231	40.565	37.941	24.000	208.8
10	2'28.060 P	36.829	41.809	38.875	30.547	209.7
11	7'29.173	40.950	42.487	39.291	24.406	
12	2'20.641	36.681	41.212	38.460	24.288	208.4
13	2'30.784 P	36.824	42.226	39.452	32.282	208.4

11th 16 Andrea MIGNO Bester Capital Dubai ITA
Runs=2 Total laps=13 Full laps=10

1	6'17.031	41.673	45.714	41.240	25.552	
2	2'27.031	38.609	43.193	40.237	24.992	203.3
3	2'24.043	37.682	42.313	39.346	24.702	204.5
4	2'22.732	37.308	41.941	38.842	24.641	204.9
5	2'27.196	37.162	44.350	40.864	24.820	208.8
6	2'21.126	36.775	41.387	38.656	24.308	206.1
7	2'29.600 P	36.786	42.913	39.860	30.041	205.7
8	7'27.348	40.333	54.222	38.787	24.266	
9	2'20.530	36.563	41.328	38.440	24.199	208.0
10	2'20.251	36.310	40.911	38.526	24.504	208.8
11	2'19.788	36.630	40.812	38.158	24.188	207.6
12	2'28.485	37.744	47.450	39.279	24.012	206.8
13	2'19.062	36.410	40.692	37.999	23.961	210.9

12th 24 Tatsuki SUZUKI SIC58 Squadra Corse JPN
Runs=3 Total laps=14 Full laps=9

1	4'21.182	43.329	46.940	42.663	26.061	
2	2'29.831	39.546	44.448	40.604	25.233	206.8
3	2'26.470	38.493	43.180	39.915	24.882	207.2
4	2'24.128	37.848	42.250	39.361	24.669	208.4
5	2'23.674	37.748	42.345	39.017	24.564	209.3
6	2'44.985 P	37.913	46.665	42.307	38.100	209.7
7	6'23.569	44.418	47.481	39.513	24.695	
8	2'22.096	37.406	41.820	38.554	24.316	208.8
9	2'21.228	37.121	41.411	38.440	24.256	208.8
10	2'20.771	37.074	41.375	38.260	24.062	208.8

Fastest Lap: Jaume MASIA Bester Capital Dubai SPA **2'16.962** 35.875 40.281 37.186 23.620

These data/results cannot be reproduced, stored and/or transmitted in whole or in part by any manner of electronic, mechanical, photocopying, recording, broadcasting or otherwise now known or herein after developed without the previous express consent by the copyright owner, except for reproduction in daily press and regular printed publications on sale to the public within 60 days of the event related to those data/results and always provided that copyright symbol appears together as follows below.
© DORNA, 2019

Free Practice Nr. 3

Moto3

Lap	Lap Time	T1	T2	T3	T4	Speed	Lap	Lap Time	T1	T2	T3	T4	Speed
11	2'20.212	36.779	41.059	38.332	24.042	209.7	16th 84 Jakub KORNFEIL						
12	2'54.100 P	40.689	49.057	43.264	41.090	209.7		Runs=2	Total laps=14	Full laps=11			
13	4'27.391	38.857	41.814	38.388	24.193								
14	2'19.343	36.553	40.972	37.903	23.915	210.5		1	3'47.875	41.898	47.094	43.434	26.195
13th 69 Tom BOOTH-AMOS CIP Green Power GBR													
							2	2'30.391	39.479	44.602	40.992	25.318	203.3
							3	2'27.393	38.538	43.489	40.248	25.118	206.8
							4	2'24.251	37.664	42.476	39.499	24.612	210.1
1	8'50.376	41.602	46.572	41.874	25.949		5	2'23.048	37.290	42.064	39.151	24.543	209.3
2	2'27.054	38.616	43.402	40.004	25.032	202.6	6	2'30.634 P	37.425	43.501	40.120	29.588	208.0
3	2'24.568	38.351	42.481	39.134	24.602	204.9	7	7'42.766	38.790	43.154	39.579	24.494	
4	2'22.691	37.219	41.953	38.956	24.563	205.7	8	2'22.032	37.189	41.599	38.927	24.317	208.0
5	2'22.164	37.294	41.760	38.576	24.534	206.1	9	2'22.042	37.169	41.699	38.784	24.390	207.2
6	2'21.841	36.859	41.794	38.678	24.510	206.5	10	2'21.345	37.147	41.711	38.427	24.060	206.8
7	2'20.950	37.065	41.290	38.324	24.271	204.9	11	2'20.262	36.662	41.214	38.377	24.009	208.0
8	2'27.055 P	37.572	42.406	38.252	28.825	205.3	12	2'20.180	36.770	41.082	38.272	24.056	208.8
9	8'53.014	40.339	42.582	39.281	25.571		13	2'20.351	36.804	41.275	38.315	23.957	207.6
10	2'20.538	37.072	41.222	38.081	24.163	205.7	14	2'19.623	36.488	41.152	38.033	23.950	210.1
11	2'20.255	36.676	41.074	38.130	24.375	208.0	17th 40 Darryn BINDER CIP Green Power RSA						
12	2'19.406	36.664	40.626	37.858	24.258	205.7	Runs=2	Total laps=13	Full laps=10				
14th 23 Niccolò ANTONELL SIC58 Squadra Corse ITA							1	6'12.671	46.514	49.093	43.790	26.910	
							2	2'32.254	39.866	45.437	41.590	25.361	197.0
1	6'35.509	43.806	45.015	41.078	25.615		3	2'26.431	38.553	43.454	39.554	24.870	202.2
2	2'27.273	38.312	44.153	39.944	24.864	208.0	4	2'25.465	37.674	43.101	39.712	24.978	204.1
3	2'25.215	37.572	42.864	39.781	24.998	209.7	5	2'25.274	38.025	42.856	39.369	25.024	202.6
4	2'24.892	37.382	43.190	39.705	24.615	210.9	6	2'23.774	37.520	42.227	39.259	24.768	202.6
5	2'23.357	37.360	42.492	39.075	24.430	210.9	7	2'23.867	37.301	42.181	39.623	24.762	203.0
6	2'21.894	36.929	41.830	38.784	24.351	210.1	8	2'21.073	36.924	41.336	38.539	24.274	204.5
7	2'21.262	36.736	41.598	38.689	24.239	208.8	9	2'27.991 P	36.837	43.197	38.932	29.025	205.3
8	2'36.237	41.017	44.431	45.289	25.500	208.4	10	8'49.551	38.901	42.508	39.145	24.694	
9	2'20.954	36.795	41.459	38.563	24.137	208.4	11	2'21.576	37.005	41.533	38.615	24.423	202.6
10	2'20.341	36.641	41.389	38.271	24.040	208.4	12	2'21.683	37.588	41.586	38.355	24.154	203.3
11	2'20.190	36.455	41.351	38.359	24.025	209.7	13	2'19.634	36.750	40.783	37.945	24.156	205.3
12	2'20.355	36.349	41.185	38.438	24.383	210.9	18th 12 Filip SALAC Redox PruestelGP CZE						
13	2'19.439	36.436	40.918	38.045	24.040	210.1	Runs=1	Total laps=15	Full laps=14				
14	2'27.161	37.118	47.777	38.190	24.076	210.1	1	8'06.515	41.801	45.685	42.058	26.061	
15	2'23.069	36.226	40.603	40.617	25.623	209.3	2	2'28.806	38.843	43.971	40.507	25.485	203.7
15th 33 Yuki KUNII Asia Talent Team JPN							3	2'26.368	38.009	43.261	40.106	24.992	205.3
							4	2'24.726	37.998	42.966	39.183	24.579	206.8
1	4'08.563	42.979	47.519	42.346	25.820		5	2'23.320	37.217	42.281	39.108	24.714	208.0
2	2'29.507	39.107	44.444	40.783	25.173	204.9	6	2'23.604	37.356	42.351	39.197	24.700	207.6
3	2'27.013	38.248	43.753	40.128	24.884	206.1	7	2'23.033	37.262	42.082	39.050	24.639	206.1
4	2'26.209	37.969	43.292	40.159	24.789	206.8	8	2'22.598	37.178	41.964	38.887	24.569	206.8
5	2'25.146	37.551	42.611	39.911	25.073	209.7	9	2'22.474	37.142	41.975	38.828	24.529	206.5
6	2'32.558 P	37.607	42.985	39.266	32.700	206.1	10	2'21.950	37.081	41.671	38.750	24.448	206.5
7	6'54.252	41.005	44.192	39.961	24.941		11	2'32.361	38.686	44.516	40.725	28.434	207.2
8	2'23.044	37.227	42.217	39.076	24.524	209.3	12	2'21.795	36.937	41.588	38.557	24.713	205.7
9	2'22.200	37.228	42.063	38.623	24.286	208.0	13	2'19.768	36.492	40.937	38.192	24.147	210.9
10	2'21.932	36.980	41.998	38.713	24.241	207.2	14	2'19.746	36.479	41.056	38.083	24.128	208.4
11	2'20.772	36.675	41.668	38.219	24.210	207.6	15	2'19.948	36.575	41.002	38.266	24.105	208.4
12	2'20.464	36.694	41.264	38.201	24.305	208.4	19th 27 Kaito TOBA Honda Team Asia JPN						
13	2'20.117	36.726	41.269	38.157	23.965	207.2	Runs=1	Total laps=17	Full laps=16				
14	2'19.700	36.425	41.001	37.990	24.284	208.4	1	3'49.104	46.102	49.282	43.470	26.384	
15	2'19.490	36.456	41.041	37.969	24.024	207.2	2	2'32.301	39.873	45.369	41.466	25.593	208.4
							3	2'30.586	39.160	44.791	40.998	25.637	207.6

Fastest Lap: Jaume MASIA Bester Capital Dubai SPA **2'16.962** 35.875 40.281 37.186 23.620

These data/results cannot be reproduced, stored and/or transmitted in whole or in part by any manner of electronic, mechanical, photocopying, recording, broadcasting or otherwise now known or herein after developed without the previous express consent by the copyright owner, except for reproduction in daily press and regular printed publications on sale to the public within 60 days of the event related to those data/results and always provided that copyright symbol appears together as follows below.
© DORNA, 2019

Official MotoGP Timing by TISSOT
www.motogp.com

Brno, Saturday, August 03, 2019

Page 3 of 5



Free Practice Nr. 3

Moto3

Lap	Lap Time	T1	T2	T3	T4	Speed	Lap	Lap Time	T1	T2	T3	T4	Speed
4	2'27.248	38.337	43.568	40.279	25.064	205.7	8	2'24.334	37.348	42.867	39.490	24.629	212.5
5	2'25.650	38.085	42.995	39.684	24.886	208.8	9	2'23.462	37.161	42.518	39.291	24.492	210.9
6	2'24.487	37.381	42.671	39.527	24.908	208.8	10	2'22.165	37.000	41.991	38.907	24.267	211.3
7	2'25.143	37.403	42.810	39.884	25.046	208.4	11	2'22.217	36.825	42.091	38.966	24.335	210.5
8	2'26.967	38.030	44.030	39.773	25.134	207.2	12	2'22.632	36.878	42.231	39.048	24.475	210.5
9	2'23.156	37.465	42.181	38.951	24.559	210.9	13	2'21.831	36.895	42.017	38.701	24.218	211.7
10	2'22.371	37.035	41.984	38.854	24.498	209.7	14	2'21.065	36.769	41.639	38.585	24.072	211.7
11	2'22.536	37.199	42.021	38.885	24.431	210.1	15	2'20.411	36.359	41.489	38.324	24.239	212.1
12	2'22.043	37.095	41.802	38.819	24.327	210.1	16	2'20.651	36.585	41.528	38.366	24.172	215.1
13	2'21.050	36.646	41.711	38.420	24.273	210.9							
14	2'20.306	36.609	41.335	38.214	24.148	210.5							
15	2'21.090	36.970	41.675	38.300	24.145	210.5							
16	2'19.942	36.397	41.212	38.195	24.138	210.5							
17	2'19.806	36.399	41.030	38.220	24.157	210.5							

20th 42		Marcos RAMIREZ		Leopard Racing		SPA	
		Runs=2	Total laps=12	Full laps=9			
1	9'00.240	43.584	47.930	48.161	25.362		
2	2'27.253	38.640	43.546	40.243	24.824	207.6	
3	2'24.963	37.527	43.189	39.580	24.667	210.1	
4	2'24.033	37.484	42.581	39.504	24.464	210.1	
5	2'22.843	37.162	42.353	39.002	24.326	212.1	
6	2'21.952	36.883	41.942	38.743	24.384	211.7	
7	2'39.273 P	40.927	45.970	41.606	30.770	213.4	
8	6'59.479	40.519	42.609	39.088	24.344		
9	2'21.996	36.996	41.929	38.849	24.222	209.7	
10	2'20.640	36.688	41.373	38.425	24.154	210.5	
11	2'23.320	36.615	44.242	38.377	24.086	209.7	
12	2'20.215	36.436	41.540	38.280	23.959	211.3	

21st 21		Alonso LOPEZ		Estrella Galicia 0,0		SPA	
		Runs=2	Total laps=14	Full laps=10			
1	3'59.960	41.319	46.841	42.244	26.282		
2	2'30.284	38.714	45.108	41.014	25.448	205.7	
3	2'28.019	38.221	44.021	40.673	25.104	206.8	
4	2'30.130	38.067	44.624	41.379	26.060	208.0	
5	2'25.598	37.604	43.283	39.945	24.766	209.7	
6	2'23.851	37.159	42.546	39.474	24.672	209.3	
7	2'23.662	37.331	42.430	39.291	24.610	210.1	
8	2'22.425	37.291	42.117	38.617	24.400	206.5	
9	2'32.660 P	37.015	42.993	41.526	31.126	210.1	
10	8'07.388	40.650	43.029	39.700	24.757		
11	2'21.902	36.907	41.622	38.966	24.407	206.8	
12	2'21.203	36.734	41.335	38.808	24.326	206.5	
13	2'20.523 *	36.596	41.181	38.464	24.282*	206.8	
14	2'20.332	36.483	41.038	38.631	24.180	207.2	

22nd 22		Kazuki MASAKI		BOE Skull Rider Mug		JPN	
		Runs=1	Total laps=16	Full laps=15			
1	3'51.793	41.177	48.991	43.704	26.301		
2	2'33.904	39.605	46.476	42.045	25.778	207.2	
3	2'31.537	38.861	45.366	41.781	25.529	208.8	
4	2'28.476	38.725	44.078	40.776	24.897	209.7	
5	2'26.916	37.915	43.827	40.106	25.068	210.9	
6	2'25.119	37.850	42.999	39.588	24.682	212.5	
7	2'25.499	37.876	43.152	39.750	24.721	210.5	

23rd 7		Dennis FOGGIA		SKY Racing Team VR		ITA	
		Runs=1	Total laps=16	Full laps=14			
1	4'25.046	42.232	47.403	43.002	26.438		
2	2'31.637	39.881	45.551	40.801	25.404	205.3	
3	2'26.970	38.298	43.504	39.970	25.198	208.0	
4	2'26.849	38.153	43.461	40.037	25.198	207.6	
5	2'26.384	37.871	43.156	40.194	25.163	207.6	
6	2'26.463 *	38.14*	42.899	40.406	25.010	206.8	
7	2'23.537	37.436	42.130	39.228	24.743	210.1	
8	2'23.390	37.328	42.296	39.170	24.596	208.4	
9	2'22.947	37.218	42.421	39.007	24.301	208.8	
10	2'21.522	36.839	41.624	38.654	24.405	211.7	
11	2'21.493	36.820	41.568	38.720	24.385	208.8	
12	2'28.126	37.998	44.561	40.874	24.693	208.8	
13	2'23.002	37.077	41.664	38.818	25.443	209.3	
14	2'21.708	36.987	41.633	38.659	24.429	209.3	
15	2'22.042	37.044	41.663	38.944	24.391	209.7	
16	2'20.879	36.657	41.480	38.520	24.222	209.7	

24th 71		Ayumu SASAKI		Petronas Sprinta Raci		JPN	
		Runs=1	Total laps=16	Full laps=15			
1	3'58.545	42.216	47.599	42.790	26.031		
2	2'32.093	39.794	45.523	41.394	25.382	207.6	
3	2'28.702	38.652	44.350	40.440	25.260	210.9	
4	2'27.295	38.051	43.803	40.253	25.188	210.9	
5	2'26.558	37.715	43.650	40.437	24.756	213.4	
6	2'24.954	37.566	43.212	39.556	24.620	213.8	
7	2'24.291	37.272	42.980	39.338	24.701	213.4	
8	2'23.427	36.899	42.706	39.180	24.642	214.7	
9	2'23.837	37.202	42.882	39.179	24.574	212.1	
10	2'22.023	36.927	42.195	38.654	24.247	212.1	
11	2'22.015	36.771	41.982	38.883	24.379	211.7	
12	2'22.026	36.775	42.185	38.768	24.298	210.9	
13	2'21.989	36.751	42.202	38.763	24.273	211.7	
14	2'20.932	36.573	41.674	38.437	24.248	214.2	
15	2'22.168	36.906	42.331	38.598	24.333	212.5	
16	2'21.089	36.519	41.820	38.443	24.307	211.3	

25th 54		Riccardo ROSSI		Kömmerling Gresini M		ITA	
		Runs=2	Total laps=14	Full laps=10			
1	5'40.040	47.819	50.703	44.516	27.331		
2	2'34.465	40.295	46.048	41.890	26.232	204.5	
3	2'28.958	38.622	44.257	40.772	25.307	206.5	
4	2'26.470	37.959	43.277	40.008	25.226	208.8	
5	2'25.628	37.767	43.052	39.776	25.033	208.4	
6	2'25.093	37.597	42.872	39.753	24.871	208.4	

Fastest Lap: Jaume MASIA Bester Capital Dubai SPA **2'16.962** 35.875 40.281 37.186 23.620

These data/results cannot be reproduced, stored and/or transmitted in whole or in part by any manner of electronic, mechanical, photocopying, recording, broadcasting or otherwise now known or herein after developed without the previous express consent by the copyright owner, except for reproduction in daily press and regular printed publications on sale to the public within 60 days of the event related to those data/results and always provided that copyright symbol appears together as follows below.
© DORNA, 2019



Free Practice Nr. 3

Moto3

Lap	Lap Time	T1	T2	T3	T4	Speed	Lap	Lap Time	T1	T2	T3	T4	Speed
7	2'24.758	37.529	42.864	39.587	24.778	208.8	1	3'25.648	43.004	48.899	43.730	26.446	
8	2'42.282 P	39.573	45.101	43.607	34.001	204.5	2	2'38.355 P	39.795	45.365	41.882	31.313	205.7
9	7'13.963	42.269	44.146	39.537	25.531		3	7'55.212	43.714	50.577	41.892	25.558	
10	2'23.883	37.407	42.464	39.396	24.616	211.7	4	2'30.045	39.134	44.555	41.037	25.319	207.2
11	2'22.400 *	36.901	42.255	38.748*	24.496	209.3	5	2'28.605	38.582	44.091	40.676	25.256	206.1
12	2'21.063	36.937	41.433	38.410	24.283	210.1	6	2'27.487	38.515	43.590	40.350	25.032	206.1
13	2'23.198	36.628	41.613	38.468	26.489	210.9	7	2'26.934	38.248	43.487	40.141	25.058	206.8
14	2'21.301	36.950	41.516	38.429	24.406	211.3	8	2'25.939	38.476	42.868	39.757	24.838	205.7

26th 13 Celestino VIETTI SKY Racing Team VR ITA

Runs=2 Total laps=14 Full laps=11

1	4'33.684	47.613	50.860	44.580	26.989	
2	2'38.564	40.718	47.536	43.585	26.725	206.8
3	2'32.474	39.358	45.463	41.694	25.959	206.8
4	2'29.868	38.716	44.342	41.072	25.738	208.0
5	2'28.917	38.583	44.011	40.747	25.576	208.0
6	2'26.719	37.921	43.438	40.223	25.137	208.0
7	2'25.512	37.768	42.965	39.762	25.017	208.0
8	2'24.783	37.536	42.544	39.772	24.931	208.4
9	2'32.142 P	37.303	42.867	41.996	29.976	208.4
10	6'30.359	43.448	43.911	39.983	24.709	
11	2'22.865	37.088	42.110	39.182	24.485	208.8
12	2'22.461	36.898	41.950	39.057	24.556	209.7
13	2'21.753	37.022	41.740	38.712	24.279	209.7
14	2'21.073	36.747	41.393	38.653	24.280	210.5

27th 48 Lorenzo DALLA PO Leopard Racing ITA

Runs=2 Total laps=9 Full laps=5

1	9'07.256	44.899	47.686	42.096	25.711	
2	2'27.321	38.873	43.767	40.016	24.665	210.9
3	2'23.646	37.457	42.757	39.181	24.251	211.7
4	2'22.818	37.073	42.332	39.148	24.265	213.8
5	2'21.771	36.767	41.971	38.835	24.198	213.0
6	2'21.102	36.544	41.999	38.455	24.104	214.7
7	2'31.245 P	36.899	43.653	40.195	30.498	214.7
8	6'46.222	38.219	42.103	38.845	24.377	
9	2'40.908 P	36.804	41.739	45.657	36.708	211.3

28th 11 Sergio GARCIA Estrella Galicia 0,0 SPA

Runs=2 Total laps=13 Full laps=10

1	4'02.257	41.316	47.369	43.174	26.173	
2	2'32.117	39.612	44.899	41.934	25.672	206.1
3	2'28.722	38.568	44.587	40.825	24.742	206.1
4	2'26.160	37.711	43.369	40.172	24.908	209.7
5	2'27.178	38.009	44.018	39.914	25.237	208.8
6	2'25.608	37.942	43.169	39.799	24.698	205.7
7	2'26.015	37.739	43.165	40.120	24.991	208.0
8	2'33.411 P	37.983	43.378	41.012	31.038	206.1
9	9'12.285	39.815	42.694	39.263	24.592	
10	2'23.103	36.902	42.190	39.406	24.605	208.0
11	2'21.497	36.867	41.612	38.630	24.388	208.4
12	2'22.896	36.887	42.420	39.078	24.511	208.4
13	2'21.172	36.902	41.818	38.297	24.155	210.9

29th 82 Stefano NEPA Reale Avintia Arizona ITA

Runs=3 Total laps=12 Full laps=7

9	2'30.316 P	37.972	43.243	40.238	28.863	206.8
10	8'31.950	38.873	43.082	39.549	24.788	
11	2'23.918	37.507	42.666	39.164	24.581	206.1
12	2'22.761	37.335	41.914	38.943	24.569	210.1

30th 53 Deniz ONCU Red Bull KTM Ajo TUR

Runs=2 Total laps=14 Full laps=11

1	3'48.977	47.701	51.157	45.237	27.039	
2	2'35.337	40.921	46.131	42.362	25.923	205.7
3	2'32.636	39.496	45.523	41.865	25.752	207.6
4	2'29.566	39.175	44.547	40.553	25.291	206.5
5	2'28.242	38.375	44.252	40.362	25.253	208.4
6	2'54.746 P	56.497	46.128	41.296	30.825	208.8
7	7'20.687 *	43.491	44.670	40.831	25.389*	
8	2'27.878	38.775	43.849	40.171	25.083	206.5
9	2'26.420	38.214	43.526	39.852	24.828	206.1
10	2'26.207	37.967	43.365	40.035	24.840	206.5
11	2'25.331	37.780	43.258	39.499	24.794	206.8
12	2'24.184	37.915	42.582	39.062	24.625	206.1
13	2'24.296	37.506	42.879	39.326	24.585	207.6
14	2'23.823	37.581	42.699	39.168	24.375	207.2

Fastest Lap: Jaume MASIA Bester Capital Dubai SPA **2'16.962** 35.875 40.281 37.186 23.620

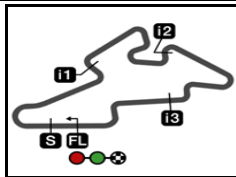
These data/results cannot be reproduced, stored and/or transmitted in whole or in part by any manner of electronic, mechanical, photocopying, recording, broadcasting or otherwise now known or herein after developed without the previous express consent by the copyright owner, except for reproduction in daily press and regular printed publications on sale to the public within 60 days of the event related to those data/results and always provided that copyright symbol appears together as follows below.
© DORNA, 2019

Official MotoGP Timing by TISSOT
www.motogp.com

Brno, Saturday, August 03, 2019

Page 5 of 5





5403 m.

MONSTER ENERGY GRAND PRIX ČESKÉ REPUBLIKY

Free Practice Nr. 3

Best Partial Times

Moto3™

IT Ideal Lap Time, sum of the best partial times*BT* Best Lap Time

T1			T2			T3			T4				
Pos	Rider	Time	Rider	Time	Rider	Time	Rider	Time	Pos	Rider	IT	BT	
1	T.ARBOLINO	35.768	J.MASIA	40.281	J.MASIA	37.186	R.FENATI	23.500	1	J.MASIA	2'16.962	2'16.962 (1)	
2	J.MASIA	35.875	R.FENATI	40.316	R.FENATI	37.301	J.MASIA	23.620	2	R.FENATI	2'17.003	2'17.003 (2)	
3	R.FENATI	35.886	M.YURCHENKO	40.329	T.ARBOLINO	37.370	C.ONCU	23.633	3	T.ARBOLINO	2'17.228	2'17.439 (3)	
4	R.FERNANDEZ	35.901	C.ONCU	40.349	M.YURCHENKO	37.513	T.ARBOLINO	23.688	4	M.YURCHENK	2'17.556	2'17.564 (4)	
5	C.ONCU	35.922	A.OGURA	40.388	A.ARENAS	37.610	M.YURCHENKO	23.760	5	C.ONCU	2'17.624	2'17.832 (5)	
6	M.YURCHENKO	35.954	T.ARBOLINO	40.402	C.ONCU	37.720	R.FERNANDEZ	23.776	6	R.FERNANDEZ	2'17.883	2'17.977 (6)	
7	A.CANET	36.086	A.CANET	40.409	R.FERNANDEZ	37.744	A.ARENAS	23.886	7	A.ARENAS	2'18.066	2'18.337 (7)	
8	A.OGURA	36.147	A.ARENAS	40.414	A.CANET	37.750	A.OGURA	23.895	8	A.CANET	2'18.176	2'18.344 (8)	
9	A.ARENAS	36.156	R.FERNANDEZ	40.462	T.BOOTH-AMOS	37.858	T.SUZUKI	23.915	9	A.OGURA	2'18.346	2'18.456 (9)	
10	N.ANTONELLI	36.226	J.MCPHEE	40.565	T.SUZUKI	37.903	A.CANET	23.931	10	J.MCPHEE	2'18.737	2'18.737 (10)	
11	J.MCPHEE	36.231	N.ANTONELLI	40.603	A.OGURA	37.916	J.KORNFEIL	23.950	11	N.ANTONELLI	2'18.899	2'19.439 (14)	
12	A.MIGNO	36.310	T.BOOTH-AMOS	40.626	J.MCPHEE	37.941	M.RAMIREZ	23.959	12	A.MIGNO	2'18.962	2'19.062 (11)	
13	K.MASAKI	36.359	A.MIGNO	40.692	D.BINDER	37.945	A.MIGNO	23.961	13	T.BOOTH-AMO	2'19.311	2'19.406 (13)	
14	K.TOBA	36.397	D.BINDER	40.783	Y.KUNII	37.969	Y.KUNII	23.965	14	T.SUZUKI	2'19.343	2'19.343 (12)	
15	Y.KUNII	36.425	F.SALAC	40.937	A.MIGNO	37.999	J.MCPHEE	24.000	15	Y.KUNII	2'19.360	2'19.490 (15)	
16	M.RAMIREZ	36.436	T.SUZUKI	40.972	J.KORNFEIL	38.033	N.ANTONELLI	24.025	16	J.KORNFEIL	2'19.553	2'19.623 (16)	
17	F.SALAC	36.479	Y.KUNII	41.001	N.ANTONELLI	38.045	K.MASAKI	24.072	17	F.SALAC	2'19.604	2'19.746 (18)	
18	A.LOPEZ	36.483	K.TOBA	41.030	F.SALAC	38.083	L.DALLA PORTA	24.104	18	D.BINDER	2'19.632	2'19.634 (17)	
19	J.KORNFEIL	36.488	A.LOPEZ	41.038	K.TOBA	38.195	F.SALAC	24.105	19	K.TOBA	2'19.760	2'19.806 (19)	
20	A.SASAKI	36.519	J.KORNFEIL	41.082	M.RAMIREZ	38.280	K.TOBA	24.138	20	M.RAMIREZ	2'20.048	2'20.215 (20)	
21	L.DALLA PORTA	36.544	M.RAMIREZ	41.373	S.GARCIA	38.297	D.BINDER	24.154	21	A.LOPEZ	2'20.165	2'20.332 (21)	
22	T.SUZUKI	36.553	C.VIETTI	41.393	K.MASAKI	38.324	S.GARCIA	24.155	22	K.MASAKI	2'20.244	2'20.411 (22)	
23	R.ROSSI	36.628	R.ROSSI	41.433	R.ROSSI	38.410	T.BOOTH-AMOS	24.163	23	R.ROSSI	2'20.754	2'21.063 (25)	
24	D.FOGGIA	36.657	D.FOGGIA	41.480	A.SASAKI	38.437	A.LOPEZ	24.180	24	L.DALLA POR	2'20.842	2'21.102 (27)	

These data/results cannot be reproduced, stored and/or transmitted in whole or in part by any manner of electronic, mechanical, photocopying, recording, broadcasting or otherwise now known or herein after developed without the previous express consent by the copyright owner, except for reproduction in daily press and regular printed publications on sale to the public within 60 days of the event related to those data/results and always provided that copyright symbol appears together as follows below.

© DORNA, 2019


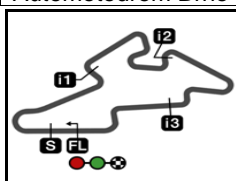
Official MotoGP Timing by TISSOT

www.motogp.com

motoE



Automotodrom Brno

Results and timing service provided by  **TISSOT**

5403 m.

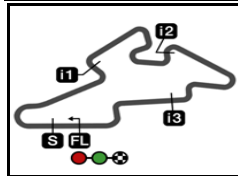
MONSTER ENERGY GRAND PRIX ČESKÉ REPUBLIKY**Free Practice Nr. 3****Best Partial Times****Moto3™***IT* Ideal Lap Time, sum of the best partial times*BT* Best Lap Time

T1			T2			T3			T4				
<i>Pos</i>	<i>Rider</i>	<i>Time</i>	<i>Rider</i>	<i>Time</i>	<i>Rider</i>	<i>Time</i>	<i>Rider</i>	<i>Time</i>	<i>Pos</i>	<i>Rider</i>	<i>IT</i>	<i>BT</i>	
25	T.BOOOTH-AMOS	36.664	K.MASAKI	41.489	L.DALLA PORTA	38.455	D.FOGGIA	24.222	25	A.SASAKI	2'20.877	2'20.932 (24)	
26	C.VIETTI	36.747	S.GARCIA	41.612	A.LOPEZ	38.464	A.SASAKI	24.247	26	D.FOGGIA	2'20.879	2'20.879 (23)	
27	D.BINDER	36.750	A.SASAKI	41.674	D.FOGGIA	38.520	C.VIETTI	24.279	27	S.GARCIA	2'20.931	2'21.172 (28)	
28	S.GARCIA	36.867	L.DALLA PORTA	41.739	C.VIETTI	38.653	R.ROSSI	24.283	28	C.VIETTI	2'21.072	2'21.073 (26)	
29	S.NEPA	37.335	S.NEPA	41.914	S.NEPA	38.943	D.ONCU	24.375	29	S.NEPA	2'22.761	2'22.761 (29)	
30	D.ONCU	37.506	D.ONCU	42.582	D.ONCU	39.062	S.NEPA	24.569	30	D.ONCU	2'23.525	2'23.823 (30)	

These data/results cannot be reproduced, stored and/or transmitted in whole or in part by any manner of electronic, mechanical, photocopying, recording, broadcasting or otherwise now known or herein after developed without the previous express consent by the copyright owner, except for reproduction in daily press and regular printed publications on sale to the public within 60 days of the event related to those data/results and always provided that copyright symbol appears together as follows below.
© DORNA, 2019

Official MotoGP Timing by **TISSOT**
www.motogp.com





5403 m.

MONSTER ENERGY GRAND PRIX ČESKÉ REPUBLIKY

Free Practice Nr. 3

Fastest Laps Sequence

<i>Practice Time</i>	 <i>Rider</i>	<i>Nation</i>	<i>Motorcycle</i>	<i>Time</i>	<i>Km/h</i>	<i>Rider's Lap</i>
5'54.075	25 Raul FERNANDEZ	SPA	KTM	2'29.644	129.9	2
6'38.070	33 Yuki KUNII	JPN	HONDA	2'29.507	130.0	2
6'40.175	44 Aron CANET	SPA	KTM	2'28.297	131.1	2
6'55.575	5 Jaume MASIA	SPA	KTM	2'27.638	131.7	2
7'12.301	55 Romano FENATI	ITA	HONDA	2'26.624	132.6	2
8'18.583	25 Raul FERNANDEZ	SPA	KTM	2'24.508	134.6	3
10'41.485	25 Raul FERNANDEZ	SPA	KTM	2'22.902	136.1	4
11'09.640	14 Tony ARBOLINO	ITA	HONDA	2'22.006	136.9	3
13'30.753	14 Tony ARBOLINO	ITA	HONDA	2'21.113	137.8	4
17'45.539	25 Raul FERNANDEZ	SPA	KTM	2'20.505	138.4	7
20'05.618	25 Raul FERNANDEZ	SPA	KTM	2'20.079	138.8	8
22'25.150	25 Raul FERNANDEZ	SPA	KTM	2'19.532	139.4	9
26'02.579	17 John MCPHEE	GBR	HONDA	2'18.737	140.1	9
33'02.116	14 Tony ARBOLINO	ITA	HONDA	2'18.565	140.3	7
33'08.773	61 Can ONCU	TUR	KTM	2'18.511	140.4	11
35'20.361	14 Tony ARBOLINO	ITA	HONDA	2'18.245	140.6	8
35'26.673	61 Can ONCU	TUR	KTM	2'17.900	141.0	12
39'44.195	5 Jaume MASIA	SPA	KTM	2'17.766	141.1	13
39'55.897	14 Tony ARBOLINO	ITA	HONDA	2'17.439	141.5	10
40'50.752	55 Romano FENATI	ITA	HONDA	2'17.003	141.9	14
42'01.157	5 Jaume MASIA	SPA	KTM	2'16.962	142.0	14

These data/results cannot be reproduced, stored and/or transmitted in whole or in part by any manner of electronic, mechanical, photocopying, recording, broadcasting or otherwise now known or herein after developed without the previous express consent by the copyright owner, except for reproduction in daily press and regular printed publications on sale to the public within 60 days of the event related to those data/results and always provided that copyright symbol appears together as follows below.

© DORNA, 2019

Official MotoGP Timing by TISSOT
www.motogp.com

Brno, Saturday, August 03, 2019

