


5403 m.

**MONSTER ENERGY GRAND PRIX ČESKÉ REPUBLIKY****Free Practice Nr. 1****Classification****3**

	Rider	Nation	Team	Motorcycle	Time	Lap Total	Gap	Top Speed
1	4 <b>Andrea DOVIZIOSO</b>	ITA	Ducati Team	DUCATI	<b>1'56.919</b>	16 17		<b>311.1</b>
2	93 <b>Marc MARQUEZ</b>	SPA	Repsol Honda Team	HONDA	<b>1'56.948</b>	5 18	0.029 0.029	<b>310.6</b>
3	12 <b>Maverick VIÑALES</b>	SPA	Monster Energy Yamaha MotoGP	YAMAHA	<b>1'56.982</b>	16 18	0.063 0.034	<b>303.6</b>
4	88 <b>Miguel OLIVEIRA</b>	POR	Red Bull KTM Tech 3	KTM	<b>1'57.018</b>	15 17	0.099 0.036	<b>304.3</b>
5	50 <b>Sylvain GUINTOLI</b>	FRA	Team SUZUKI ECSTAR	SUZUKI	<b>1'57.371</b>	13 16	0.452 0.353	<b>304.3</b>
6	43 <b>Jack MILLER</b>	AUS	Pramac Racing	DUCATI	<b>1'57.385</b>	3 15	0.466 0.014	<b>310.0</b>
7	55 <b>Hafizh SYAHRIN</b>	MAL	Red Bull KTM Tech 3	KTM	<b>1'57.726</b>	16 16	0.807 0.341	<b>306.9</b>
8	21 <b>Franco MORBIDELLI</b>	ITA	Petronas Yamaha SRT	YAMAHA	<b>1'57.763</b>	11 17	0.844 0.037	<b>302.6</b>
9	42 <b>Alex RINS</b>	SPA	Team SUZUKI ECSTAR	SUZUKI	<b>1'57.809</b>	10 18	0.890 0.046	<b>306.9</b>
10	46 <b>Valentino ROSSI</b>	ITA	Monster Energy Yamaha MotoGP	YAMAHA	<b>1'57.827</b>	3 18	0.908 0.018	<b>304.2</b>
11	44 <b>Po ESPARGARO</b>	SPA	Red Bull KTM Factory Racing	KTM	<b>1'57.834</b>	8 14	0.915 0.007	<b>308.3</b>
12	63 <b>Francesco BAGNAIA</b>	ITA	Pramac Racing	DUCATI	<b>1'57.950</b>	13 14	1.031 0.116	<b>306.8</b>
13	9 <b>Danilo PETRUCCI</b>	ITA	Ducati Team	DUCATI	<b>1'57.961</b>	6 17	1.042 0.011	<b>308.0</b>
14	53 <b>Tito RABAT</b>	SPA	Reale Avintia Racing	DUCATI	<b>1'58.029</b>	15 17	1.110 0.068	<b>306.9</b>
15	35 <b>Cal CRUTCHLOW</b>	GBR	LCR Honda CASTROL	HONDA	<b>1'58.033</b>	11 16	1.114 0.004	<b>308.7</b>
16	41 <b>Aleix ESPARGARO</b>	SPA	Aprilia Racing Team Gresini	APRILIA	<b>1'58.052</b>	3 14	1.133 0.019	<b>309.8</b>
17	30 <b>Takaaki NAKAGAMI</b>	JPN	LCR Honda IDEMITSU	HONDA	<b>1'58.101</b>	9 16	1.182 0.049	<b>306.2</b>
18	20 <b>Fabio QUARTARARO</b>	FRA	Petronas Yamaha SRT	YAMAHA	<b>1'58.246</b>	14 19	1.327 0.145	<b>303.4</b>
19	17 <b>Karel ABRAHAM</b>	CZE	Reale Avintia Racing	DUCATI	<b>1'58.287</b>	15 16	1.368 0.041	<b>307.7</b>
20	29 <b>Andrea IANNONE</b>	ITA	Aprilia Racing Team Gresini	APRILIA	<b>1'58.371</b>	7 16	1.452 0.084	<b>304.9</b>
21	36 <b>Joan MIR</b>	SPA	Team SUZUKI ECSTAR	SUZUKI	<b>1'58.500</b>	8 15	1.581 0.129	<b>303.9</b>
22	6 <b>Stefan BRADL</b>	GER	Repsol Honda Team	HONDA	<b>1'58.968</b>	10 17	2.049 0.468	<b>308.9</b>
23	5 <b>Johann ZARCO</b>	FRA	Red Bull KTM Factory Racing	KTM	<b>1'59.028</b>	4 16	2.109 0.060	<b>302.3</b>

**Practice condition: Dry****Air: 23°****Humidity: 48%****Ground: 29°**

<b>Fastest Lap:</b>	Lap: 16	<b>Andrea DOVIZIOSO</b>	<b>1'56.919</b>	166.3 Km/h
<b>Best Race Lap:</b>	2014	<b>Dani PEDROSA</b>	<b>1'56.027</b>	167.6 Km/h
<b>All Time Lap Record:</b>	2016	<b>Marc MARQUEZ</b>	<b>1'54.596</b>	169.7 Km/h

The results are provisional until the end of the limit for protest and appeals.

Time limit for protest expires 30' after publication of the results - ..... Time: .....

These data/results cannot be reproduced, stored and/or transmitted in whole or in part by any manner of electronic, mechanical, photocopying, recording, broadcasting or otherwise now known or herein after developed without the previous express consent by the copyright owner, except for reproduction in daily press and regular printed publications on sale to the public within 60 days of the event related to those data/results and always provided that copyright symbol appears together as follows below.

© DORNA, 2019

Official MotoGP Timing by TISSOT  
www.motogp.com**Brno, Friday, August 02, 2019**



5403 m.

# MONSTER ENERGY GRAND PRIX ČESKÉ REPUBLIKY

## Free Practice Nr. 1

### Top Speed & Average

4



Rider	Nation	Motorcycle	Top 5 speeds					Average	Top
4 <b>Andrea DOVIZIOSO</b>	ITA	DUCATI	311.1	310.2	310.1	309.3	308.9	309.9	311.1
93 <b>Marc MARQUEZ</b>	SPA	HONDA	310.6	310.5	309.8	309.7	308.6	309.8	310.6
43 <b>Jack MILLER</b>	AUS	DUCATI	310.0	308.4	306.5	306.1	306.0	307.4	310.0
41 <b>Aleix ESPARGARO</b>	SPA	APRILIA	309.8	307.6	305.3	304.7	304.3	306.3	309.8
6 <b>Stefan BRADL</b>	GER	HONDA	308.9	307.6	307.6	307.0	306.5	307.5	308.9
35 <b>Cal CRUTCHLOW</b>	GBR	HONDA	308.7	308.7	308.3	307.6	307.4	308.1	308.7
44 <b>Po ESPARGARO</b>	SPA	KTM	308.3	308.1	306.8	306.7	305.9	307.2	308.3
9 <b>Daniilo PETRUCCI</b>	ITA	DUCATI	308.0	307.7	307.7	307.5	307.4	307.7	308.0
17 <b>Karel ABRAHAM</b>	CZE	DUCATI	307.7	306.4	306.2	306.0	304.0	305.7	307.7
42 <b>Alex RINS</b>	SPA	SUZUKI	306.9	306.7	305.8	305.2	304.8	305.9	306.9
55 <b>Hafizh SYAHRIN</b>	MAL	KTM	306.9	306.2	303.7	302.3	301.4	304.1	306.9
53 <b>Tito RABAT</b>	SPA	DUCATI	306.9	304.9	304.8	304.5	304.3	305.1	306.9
63 <b>Francesco BAGNAIA</b>	ITA	DUCATI	306.8	304.9	304.8	304.8	303.7	304.8	306.8
30 <b>Takaaki NAKAGAMI</b>	JPN	HONDA	306.2	304.3	304.2	302.9	302.0	303.9	306.2
29 <b>Andrea IANNONE</b>	ITA	APRILIA	304.9	303.3	302.3	301.7	301.2	302.7	304.9
50 <b>Sylvain GUINTOLI</b>	FRA	SUZUKI	304.3	303.0	302.9	301.8	301.7	302.7	304.3
88 <b>Miguel OLIVEIRA</b>	POR	KTM	304.3	303.7	303.4	302.5	301.6	303.1	304.3
46 <b>Valentino ROSSI</b>	ITA	YAMAHA	304.2	304.0	302.5	302.4	301.5	302.9	304.2
36 <b>Joan MIR</b>	SPA	SUZUKI	303.9	303.6	303.6	303.3	303.2	303.5	303.9
12 <b>Maverick VIÑALES</b>	SPA	YAMAHA	303.6	303.2	302.6	302.3	302.1	302.8	303.6
20 <b>Fabio QUARTARARO</b>	FRA	YAMAHA	303.4	302.1	301.5	301.5	301.2	301.9	303.4
21 <b>Franco MORBIDELLI</b>	ITA	YAMAHA	302.6	302.1	301.2	301.0	300.7	301.5	302.6
5 <b>Johann ZARCO</b>	FRA	KTM	302.3	302.2	302.0	301.2	301.0	301.7	302.3

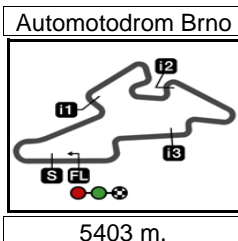
These data/results cannot be reproduced, stored and/or transmitted in whole or in part by any manner of electronic, mechanical, photocopying, recording, broadcasting or otherwise now known or herein after developed without the previous express consent by the copyright owner, except for reproduction in daily press and regular printed publications on sale to the public within 60 days of the event related to those data/results and always provided that copyright symbol appears together as follows below.

© DORNA, 2019

Official MotoGP Timing by TISSOT  
www.motogp.com



Brno, Friday, August 02, 2019



Results and timing service provided by **TISSOT**

**MotoGP™**

**MONSTER ENERGY GRAND PRIX ČESKÉ REPUBLIKY**

**Free Practice Nr. 1**

**Chronological Analysis of Performances**

**5**

\* Lap / Sector time cancelled      **T1** Time from finish line to 1st intermediate      **T3** Time from 2nd intermed. to 3rd intermed.  
**P** Crossing the finish line in pit lane      **T2** Time from 1st intermed. to 2nd intermed.      **T4** Time from 3rd intermediate to finish line  
**\*\*Tyre data subject to further updates**

Lap	Lap Time	T1	T2	T3	T4	Speed	Lap	Lap Time	T1	T2	T3	T4	Speed	
<b>1st</b>	<b>4</b>	<b>Andrea DOVIZIOSO</b> DUCATI ITA						12	<b>1'57.671</b>	29.857	35.428	32.675	19.711	307.2
		Ducati Team						13	<b>1'57.879</b>	29.876	35.477	32.718	19.808	306.3
		Runs=3 Total laps=17 Full laps=12						14	2'09.018 P	31.204	37.217	34.613	25.984	304.2
Run #	1	Front Tyre	Slick-Medium	Rear Tyre	Slick-Medium		Run #	3	Front Tyre	Slick-Medium	Rear Tyre	Slick-Medium		
			New Tyre		New Tyre					14 Laps at start		14 Laps at start		
1	2'12.307	34.224	38.900	34.078	20.581		15	6'06.621	33.711	37.125	33.874	20.109		
2	<b>2'01.911</b>	31.130	37.536	33.346	19.899	298.5	16	<b>1'59.020</b>	30.219	35.925	33.027	19.849	305.9	
3	<b>1'59.031</b>	30.347	36.117	32.735	19.832	303.7	17	<b>1'58.665</b>	30.019	35.800	32.930	19.916	307.3	
4	<b>1'59.634</b>	31.173	35.806	32.829	19.826	305.4	18	<b>1'58.838</b>	30.097	35.682	33.135	19.924	308.2	
5	<b>1'57.415</b>	29.803	35.436	32.430	19.746	308.9								
6	2'04.953 P	30.931	35.462	32.999	25.561	308.2								
Run #	2	Front Tyre	Slick-Medium	Rear Tyre	Slick-Medium		Run #	1	Front Tyre	Slick-Soft	Rear Tyre	Slick-Medium		
			6 Laps at start		6 Laps at start					New Tyre		New Tyre		
7	9'53.142	33.344	37.658	33.592	20.076		1	2'07.292	32.025	37.269	33.235	20.210		
8	<b>1'58.019</b>	29.931	35.716	32.604	19.768	307.3	2	<b>1'59.775</b>	30.615	36.383	32.961	19.816	294.6	
9	<b>1'57.503</b>	29.739	35.510	32.517	19.737	307.6	3	<b>1'58.770</b>	30.231	35.848	32.755	19.936	300.6	
10	<b>1'58.123</b>	29.835	35.671	32.834	19.783	309.3	4	<b>1'58.102</b>	29.970	35.732	32.624	19.776	301.5	
11	<b>1'58.609</b>	29.986	35.992	32.719	19.912	307.9	5	<b>1'57.838</b>	29.960	35.624	32.603	19.651	300.6	
12	2'04.305 P	29.730	35.624	32.869	26.082	308.4	6	<b>1'57.682</b>	29.853	35.520	32.649	19.660	300.3	
Run #	3	Front Tyre	Slick-Medium	Rear Tyre	Slick-Medium		Run #	7	Front Tyre	Slick-Soft	Rear Tyre	Slick-Medium		
			12 Laps at start		New Tyre					8 Laps at start		8 Laps at start		
13	6'25.996	31.554	36.176	32.809	19.777		7	<b>1'57.997</b>	29.897	35.644	32.723	19.733	300.7	
14	<b>2'02.344</b>	31.292	37.409	33.487	20.156	308.4	8	2'05.983 P	29.990	35.628	32.756	27.609	300.0	
15	<b>1'56.989</b>	29.635	35.425	32.397	19.532	311.1								
16	<b>1'56.919</b>	29.696	35.372	32.319	19.532	310.1								
17	<b>2'04.066</b>	32.536	37.845	33.107	20.578	310.2								
<b>2nd</b>	<b>93</b>	<b>Marc MARQUEZ</b> HONDA SPA												
		Repsol Honda Team												
		Runs=3 Total laps=18 Full laps=13												
Run #	1	Front Tyre	Slick-Medium	Rear Tyre	Slick-Medium		Run #	2	Front Tyre	Slick-Soft	Rear Tyre	Slick-Medium		
			New Tyre		New Tyre					8 Laps at start		8 Laps at start		
1	2'15.305	33.559	39.016	34.663	20.928		9	7'21.105	31.737	36.107	32.787	19.779		
2	<b>2'01.039</b>	30.242	36.074	33.819	20.904	306.2	10	<b>1'58.230</b>	30.330	35.455	32.706	19.739	302.1	
3	<b>1'57.624</b>	29.743	35.701	32.544	19.636	310.6	11	<b>1'57.808</b>	29.842	35.592	32.657	19.717	302.6	
4	<b>2'00.128</b>	29.833	35.707	34.606	19.982	309.7	12	<b>1'57.850</b>	29.893	35.521	32.672	19.764	302.3	
5	<b>1'56.948</b>	29.715	35.288	32.341	19.604	310.5	13	<b>1'58.013</b>	29.948	35.607	32.706	19.752	300.5	
6	<b>1'57.081</b>	29.759	35.319	32.410	19.593	308.6	14	2'04.439 P	29.977	35.631	32.813	26.018	300.9	
7	2'09.301 P	32.030	38.185	34.040	25.046	309.8								
Run #	2	Front Tyre	Slick-Medium	Rear Tyre	Slick-Medium		Run #	3	Front Tyre	Slick-Medium	Rear Tyre	Slick-Hard		
			7 Laps at start		7 Laps at start					New Tyre		New Tyre		
8	7'02.890	33.641	37.391	34.213	20.284		15	6'10.076	30.950	35.787	32.468	19.617		
9	<b>1'58.717</b>	30.107	35.792	32.910	19.908	306.4	16	<b>1'56.982</b>	29.689	35.265	32.407	19.621	303.2	
10	<b>1'58.600</b>	30.065	35.775	32.926	19.834	307.0	17	<b>1'57.243</b>	29.749	35.277	32.474	19.743	303.6	
11	<b>1'58.192</b>	29.896	35.444	32.667	20.185	307.4	18	<b>1'57.840</b>	29.876	35.520	32.795	19.649	299.1	
<b>4th</b>	<b>88</b>	<b>Miguel OLIVEIRA</b> KTM POR												
		Red Bull KTM Tech 3												
		Runs=3 Total laps=17 Full laps=11												
Run #	1	Front Tyre	Slick-Soft	Rear Tyre	Slick-Medium		Run #	1	Front Tyre	Slick-Soft	Rear Tyre	Slick-Medium		
			New Tyre		New Tyre					New Tyre		New Tyre		
1	2'19.627	34.291	38.034	33.637	20.058		1	2'19.627	34.291	38.034	33.637	20.058		
2	<b>2'00.060</b>	30.535	36.682	33.045	19.798	290.4	2	<b>2'00.060</b>	30.535	36.682	33.045	19.798	290.4	

**Fastest Lap:** Andrea DOVIZIOSO Ducati Team ITA **1'56.919** 29.696 35.372 32.319 19.532

These data/results cannot be reproduced, stored and/or transmitted in whole or in part by any manner of electronic, mechanical, photocopying, recording, broadcasting or otherwise now known or herein after developed without the previous express consent by the copyright owner, except for reproduction in daily press and regular printed publications on sale to the public within 60 days of the event related to those data/results and always provided that copyright symbol appears together as follows below.  
© DORNA, 2019



# Free Practice Nr. 1

# MotoGP

Lap	Lap Time	T1	T2	T3	T4	Speed	Lap	Lap Time	T1	T2	T3	T4	Speed
3	<b>1'59.115</b>	30.248	36.110	32.926	19.831	292.7	<b>Run # 2</b>	<i>Front Tyre</i>	<b>Slick-Soft</b>	<i>Rear Tyre</i>	<b>Slick-Medium</b>	<i>5 Laps at start</i>	<i>5 Laps at start</i>
4	<b>1'58.821</b>	30.313	35.925	32.697	19.886	282.2	6	8'08.667	32.292	36.424	32.951	19.928	
5	<b>1'58.654</b>	30.150	35.939	32.772	19.793	286.0	7	<b>1'58.197</b>	30.068	35.655	32.726	19.748	304.4
6	1'58.905 *	30.130	35.912	32.912	19.951*	297.6	8	<b>1'58.089</b>	29.915	35.688	32.594	19.892	304.9
7	2'09.019 P	31.789	37.410	34.128	25.692	285.6	9	<b>1'58.156</b>	29.942	35.662	32.691	19.861	306.5
<b>Run # 2</b>	<i>Front Tyre</i>	<b>Slick-Soft</b>	<i>Rear Tyre</i>	<b>Slick-Medium</b>	<i>7 Laps at start</i>	<i>7 Laps at start</i>	10	<b>1'58.428</b>	29.940	35.741	32.776	19.971	306.0
8	6'24.710	32.603	36.720	33.213	20.108		11	2'14.202 P	32.095	41.787	32.983	27.337	305.9
9	<b>1'59.023</b>	30.360	36.019	32.816	19.828	300.6	<b>Run # 3</b>	<i>Front Tyre</i>	<b>Slick-Medium</b>	<i>Rear Tyre</i>	<b>Slick-Medium</b>	<i>11 Laps at start</i>	
10	<b>1'58.760</b>	30.134	35.822	32.955	19.849	301.5		<b>New Tyre</b>			<b>11 Laps at start</b>		
11	<b>1'58.743</b>	30.093	35.835	32.926	19.889	301.6	12	11'22.841	32.977	37.647	33.157	20.183	
12	<b>1'58.692</b>	30.162	35.827	32.859	19.844	302.5	13	<b>2'00.048</b>	30.172	36.499	33.406	19.971	305.1
13	2'07.186 P	30.998	37.353	33.981	24.854	298.5	14	<b>1'58.403</b>	29.999	35.775	32.734	19.895	305.3
<b>Run # 3</b>	<i>Front Tyre</i>	<b>Slick-Medium</b>	<i>Rear Tyre</i>	<b>Slick-Soft</b>	<i>New Tyre</i>	<i>New Tyre</i>	15	<b>1'58.358</b>	29.859	35.757	32.803	19.939	306.1

14	8'46.860	31.779	37.314	32.898	19.769	
15	<b>1'57.018</b>	<b>29.875</b>	<b>35.464</b>	<b>32.238</b>	<b>19.441</b>	303.4
16	<b>2'00.346</b>	30.066	37.338	33.117	19.825	303.7
17	<b>1'57.464</b>	29.923	35.548	32.410	19.583	<b>304.3</b>

5th	50	Sylvain GUINTOLI	SUZUKI	FRA		
Team SUZUKI ECSTAR						
Runs=3 Total laps=16 Full laps=11						
<b>Run # 1</b>	<i>Front Tyre</i>	<b>Slick-Soft</b>	<i>Rear Tyre</i>	<b>Slick-Medium</b>		
		<b>New Tyre</b>	<b>New Tyre</b>			
1	2'27.810	35.802	40.484	35.227	20.430	
2	<b>2'03.438</b>	32.241	37.592	33.600	20.005	278.5
3	<b>2'01.067</b>	30.713	37.141	33.096	20.117	301.6
4	<b>1'59.586</b>	30.534	36.044	33.057	19.951	301.0
5	<b>1'59.508</b>	30.372	36.041	33.139	19.956	301.4
6	2'11.356 P	31.728	37.297	33.713	28.618	285.8
<b>Run # 2</b>	<i>Front Tyre</i>	<b>Slick-Soft</b>	<i>Rear Tyre</i>	<b>Slick-Medium</b>		
		<b>6 Laps at start</b>	<b>6 Laps at start</b>			
7	8'13.623	33.332	37.425	33.469	20.126	
8	<b>1'59.360</b>	30.436	35.995	32.998	19.931	298.3
9	<b>1'58.952</b>	30.242	35.842	32.925	19.943	301.8
10	<b>1'58.931</b>	30.160	35.802	32.977	19.992	300.4
11	2'11.652 P	33.422	37.173	33.962	27.095	297.1
<b>Run # 3</b>	<i>Front Tyre</i>	<b>Slick-Soft</b>	<i>Rear Tyre</i>	<b>Slick-Soft</b>		
		<b>11 Laps at start</b>	<b>New Tyre</b>			
12	9'33.764	35.300	36.922	34.591	19.968	
13	<b>1'57.371</b>	<b>29.805</b>	<b>35.390</b>	<b>32.448</b>	<b>19.728</b>	301.7
14	<b>2'01.050</b>	29.848	35.586	35.753	19.863	303.0
15	<b>2'00.945</b>	31.172	36.374	33.621	19.778	<b>304.3</b>
16	<b>1'57.973</b>	29.961	35.645	32.613	19.754	302.9

6th	43	Jack MILLER	DUCATI	AUS		
Pramac Racing						
Runs=3 Total laps=15 Full laps=10						
<b>Run # 1</b>	<i>Front Tyre</i>	<b>Slick-Soft</b>	<i>Rear Tyre</i>	<b>Slick-Medium</b>		
		<b>New Tyre</b>	<b>New Tyre</b>			
1	2'34.181	31.752	37.668	33.580	20.198	
2	<b>1'58.458</b>	30.320	35.756	32.662	19.720	300.0
3	<b>1'57.385</b>	<b>29.816</b>	35.514	<b>32.464</b>	<b>19.591</b>	308.4
4	<b>1'57.773</b>	29.826	<b>35.400</b>	32.651	19.896	<b>310.0</b>
5	2'07.207 P	29.965	36.067	33.836	27.339	294.3

7th	55	Hafizh SYAHRIN	KTM	MAL		
Red Bull KTM Tech 3						
Runs=3 Total laps=16 Full laps=11						
<b>Run # 1</b>	<i>Front Tyre</i>	<b>missing data</b>	<i>Rear Tyre</i>	<b>missing data</b>		
		<b>Laps at start</b>	<b>New Tyre</b>			
1	2'25.694	37.565	39.054	34.338	20.440	
2	<b>2'00.855</b>	31.133	36.522	33.170	20.030	292.5
3	<b>1'59.410</b>	30.540	36.142	32.942	19.786	299.9
4	<b>2'01.687</b>	32.661	36.224	32.929	19.873	302.3
5	<b>1'59.350</b>	30.273	36.173	32.964	19.940	<b>306.9</b>
6	2'13.060 P	32.276	37.940	34.741	28.103	294.3
<b>Run # 2</b>	<i>Front Tyre</i>	<b>missing data</b>	<i>Rear Tyre</i>	<b>missing data</b>		
		<b>Laps at start</b>	<b>6 Laps at start</b>			
7	7'20.525	37.363	38.144	33.844	20.273	
8	<b>2'00.954</b>	31.009	36.441	33.465	20.039	296.7
9	<b>2'00.359</b>	30.719	36.292	33.249	20.099	297.0
10	<b>2'00.199</b>	30.648	36.343	33.190	20.018	299.1
11	2'18.034 P	36.803	37.897	34.867	28.467	293.9
<b>Run # 3</b>	<i>Front Tyre</i>	<b>Slick-Medium</b>	<i>Rear Tyre</i>	<b>Slick-Medium</b>		
		<b>New Tyre</b>	<b>New Tyre</b>			
12	9'15.857	39.669	40.285	40.438	22.272	
13	<b>1'59.833</b>	30.709	36.273	32.866	19.985	299.5
14	<b>1'59.038</b>	30.351	35.958	32.796	19.933	301.4
15	<b>2'01.387</b>	31.869	36.854	32.893	19.771	303.7
16	<b>1'57.726</b>	<b>29.883</b>	<b>35.574</b>	<b>32.536</b>	<b>19.733</b>	306.2

8th	21	Franco MORBIDELLI	YAMAHA	ITA		
Petronas Yamaha SRT						
Runs=3 Total laps=17 Full laps=12						
<b>Run # 1</b>	<i>Front Tyre</i>	<b>Slick-Soft</b>	<i>Rear Tyre</i>	<b>Slick-Medium</b>		
		<b>New Tyre</b>	<b>New Tyre</b>			
1	2'12.568	33.645	38.684	33.883	20.430	
2	<b>2'01.154</b>	31.074	37.048	33.088	19.944	282.9
3	<b>1'59.113</b>	30.414	36.119	32.741	19.839	294.6
4	<b>1'58.729</b>	30.351	35.844	32.713	19.821	298.5
5	<b>1'57.887</b>	29.947	35.560	32.637	19.743	298.4
6	<b>1'58.024</b>	30.026	35.703	32.562	<b>19.733</b>	300.7
7	2'09.147 P	32.284	38.119	33.905	24.839	299.9
<b>Run # 2</b>	<i>Front Tyre</i>	<b>Slick-Medium</b>	<i>Rear Tyre</i>	<b>Slick-Medium</b>		
		<b>New Tyre</b>	<b>7 Laps at start</b>			
8	8'17.057	32.415	37.106	32.999	19.974	

**Fastest Lap:** Andrea DOVIZIOSO      Ducati Team      ITA      **1'56.919**      29.696      35.372      32.319      19.532

These data/results cannot be reproduced, stored and/or transmitted in whole or in part by any manner of electronic, mechanical, photocopying, recording, broadcasting or otherwise now known or herein after developed without the previous express consent by the copyright owner, except for reproduction in daily press and regular printed publications on sale to the public within 60 days of the event related to those data/results and always provided that copyright symbol appears together as follows below.  
© DORNA, 2019





# Free Practice Nr. 1

# MotoGP

Lap	Lap Time	T1	T2	T3	T4	Speed	Lap	Lap Time	T1	T2	T3	T4	Speed
9	1'58.169	29.994	35.578	32.801	19.796	300.6	10	2'01.626	31.717	36.167	33.612	20.130	301.3
10	1'58.108	30.010	35.641	32.632	19.825	300.4	11	1'58.601	30.088	35.791	32.820	19.902	300.9
11	1'57.763	29.838	35.522	32.553	19.850	301.2	12	2'04.280 P	30.159	35.778	32.919	25.424	299.3
12	1'58.177	29.916	35.651	32.662	19.948	302.1	<b>Run # 3</b> Front Tyre Slick-Soft Rear Tyre Slick-Medium New Tyre 12 Laps at start						
13	2'07.292 P	30.742	37.763	33.984	24.803	300.6	13	5'49.454	32.454	37.059	33.049	19.931	
<b>Run # 3</b> Front Tyre Slick-Medium Rear Tyre Slick-Medium 6 Laps at start 13 Laps at start							14	1'58.273	29.921	35.612	32.858	19.882	299.8
14	2'23.000	32.074	36.766	32.918	20.032		15	1'58.590	30.022	35.695	32.916	19.957	300.5
15	1'58.275	30.029	35.719	32.651	19.876	299.9	16	2'00.424	31.547	35.881	33.041	19.955	300.0
16	2'03.852	32.012	36.827	34.939	20.074	301.0	17	1'58.493	30.026	35.716	32.852	19.899	301.0
17	1'58.893	30.036	35.946	32.950	19.961	302.6	18	1'59.107	30.138	35.900	33.035	20.034	300.2

**9th 42 Alex RINS** SUZUKI SPA  
Team SUZUKI ECSTAR  
Runs=3 Total laps=18 Full laps=13

Run #	1	Front Tyre	Slick-Soft	Rear Tyre	Slick-Medium	New Tyre
1	2'29.854	33.625	38.948	34.388	20.034	
2	1'59.062	30.209	36.378	32.572	19.903	304.1
3	1'58.470	30.008	36.054	32.699	19.709	305.8
4	1'58.114	29.997	35.618	32.649	19.850	305.2
5	1'58.337	29.907	35.673	32.913	19.844	304.1
6	2'00.796	30.245	36.975	33.576	20.000	304.4
7	1'58.439	29.880	35.780	32.844	19.935	303.8
8	2'10.177 P	31.916	37.553	34.178	26.530	300.0
<b>Run # 2</b> Front Tyre Slick-Soft Rear Tyre Slick-Medium 8 Laps at start 8 Laps at start						
9	8'51.213	35.796	38.791	33.028	19.966	
10	1'57.809	29.801	35.517	32.771	19.720	304.8
11	1'58.004	29.725	35.701	32.776	19.802	306.7
12	1'59.018	30.200	35.815	33.040	19.963	306.9
13	1'58.516	29.877	35.808	32.921	19.910	303.6
14	2'08.040 P	31.304	37.335	34.396	25.005	301.8
<b>Run # 3</b> Front Tyre Slick-Soft Rear Tyre Slick-Medium 14 Laps at start 14 Laps at start						
15	4'59.257	33.628	39.031	34.079	21.197	
16	1'59.018	30.205	35.870	33.002	19.941	301.2
17	1'59.795	30.227	36.187	33.257	20.124	303.2
18	1'59.207	30.087	35.973	33.143	20.004	302.6

**10th 46 Valentino ROSSI** YAMAHA ITA  
Monster Energy Yamaha MotoGP  
Runs=3 Total laps=18 Full laps=13

Run #	1	Front Tyre	Slick-Soft	Rear Tyre	Slick-Medium	New Tyre
1	2'31.987	33.150	37.676	33.215	20.019	
2	1'58.396	30.189	35.911	32.505	19.791	302.5
3	1'57.827	29.737	35.749	32.533	19.808	304.0
4	1'58.860	30.082	36.085	32.853	19.840	304.2
5	2'02.682	30.327	39.511	32.886	19.958	301.5
6	2'04.314 P	30.197	35.722	32.742	25.653	302.4
<b>Run # 2</b> Front Tyre Slick-Soft Rear Tyre Slick-Medium 6 Laps at start 6 Laps at start						
7	8'10.297	33.791	36.227	32.885	19.990	
8	1'58.438	30.148	35.639	32.758	19.893	300.1
9	1'58.550	29.931	35.667	32.699	20.253	300.7

**11th 44 Pol ESPARGARO** KTM SPA  
Red Bull KTM Factory Racing  
Runs=3 Total laps=14 Full laps=9

Run #	1	Front Tyre	Slick-Soft	Rear Tyre	Slick-Medium	New Tyre
1	2'28.623	33.108	39.167	34.164	20.382	
2	2'00.878	30.590	37.089	33.406	19.793	302.7
3	1'58.287	29.976	35.916	32.667	19.728	306.7
4	1'58.069	29.880	35.688	32.700	19.801	308.3
5	2'12.208 P	34.883	38.590	33.939	24.796	306.8
<b>Run # 2</b> Front Tyre Slick-Soft Rear Tyre Slick-Medium 5 Laps at start 5 Laps at start						
6	10'07.032	37.094	38.643	35.787	21.123	
7	1'58.517	30.094	35.884	32.722	19.817	305.9
8	1'57.834	29.817	35.612	32.648	19.757	308.1
9	2'00.180	30.864	36.137	33.084	20.095	288.2
10	2'07.792 P	30.279	35.957	33.065	28.491	305.4
<b>Run # 3</b> Front Tyre Slick-Soft Rear Tyre Slick-Medium 10 Laps at start 10 Laps at start						
11	10'18.182	33.258	40.700	33.553	20.181	
12	2'02.240	30.281	38.356	33.587	20.016	303.6
13	1'58.906	30.175	35.870	32.909	19.952	304.6
14	1'58.950	30.232	35.862	32.956	19.900	304.8

**12th 63 Francesco BAGNAIA** DUCATI ITA  
Pramac Racing  
Runs=3 Total laps=15 Full laps=12

Run #	1	Front Tyre	Slick-Medium	Rear Tyre	Slick-Medium	New Tyre
1	2'55.169	34.073	38.174	34.249	20.458	
2	2'01.396	30.937	36.725	33.637	20.097	299.8
3	2'00.259	30.510	36.316	33.159	20.274	301.5
4	1'59.548	30.294	36.231	33.102	19.921	303.7
5	1'59.031	30.184	35.913	32.920	20.014	304.8
6	1'58.881	30.142	35.849	33.001	19.889	304.8
7	2'06.877	33.566	37.813	34.786	20.712	302.9
8	2'05.416 P	30.269	36.011	32.975	26.161	302.6
<b>Run # 2</b> Front Tyre Slick-Medium Rear Tyre Slick-Medium 8 Laps at start 8 Laps at start						
9	10'50.076	35.377	37.170	33.415	20.117	
10	1'59.278	30.348	36.054	32.968	19.908	302.3
11	1'58.809	30.223	35.925	32.809	19.852	303.7
	unfinished	30.142	35.932	32.970		302.7

**Fastest Lap:** Andrea DOVIZIOSO Ducati Team ITA 1'56.919 29.696 35.372 32.319 19.532

These data/results cannot be reproduced, stored and/or transmitted in whole or in part by any manner of electronic, mechanical, photocopying, recording, broadcasting or otherwise now known or herein after developed without the previous express consent by the copyright owner, except for reproduction in daily press and regular printed publications on sale to the public within 60 days of the event related to those data/results and always provided that copyright symbol appears together as follows below.  
© DORNA, 2019



# Free Practice Nr. 1

# MotoGP

Lap	Lap Time	T1	T2	T3	T4	Speed	Lap	Lap Time	T1	T2	T3	T4	Speed
Run # 3	Front Tyre	Slick-Soft	Rear Tyre	Slick-Soft			15	1'58.029	30.057	35.613	32.661	19.698	304.5
		New Tyre	New Tyre				16	1'58.123	30.096	35.555	32.659	19.813	304.9
12	2'10.040	38.964	38.061	33.065	19.950		17	1'58.074	30.105	35.520	32.668	19.781	303.5
13	1'57.950	30.012	35.676	32.450	19.812	304.9	<b>15th 35 Cal CRUTCHLOW</b> HONDA GBR LCR Honda CASTROL						
14	1'58.119	29.991	35.725	32.636	19.767	306.8	Runs=3 Total laps=16 Full laps=11						
<b>13th 9 Danilo PETRUCCI</b> DUCATI ITA Ducati Team							Run # 1	Front Tyre	Slick-Medium	Rear Tyre	Slick-Medium		
									New Tyre	New Tyre			
Runs=3	Total laps=17	Full laps=12											
Run # 1	Front Tyre	Slick-Medium	Rear Tyre	Slick-Medium			1	2'15.465	34.225	37.403	33.712	20.286	
		New Tyre	New Tyre				2	1'59.414	30.348	36.134	33.042	19.890	301.2
1	2'15.465	34.225	37.403	33.712	20.286		3	1'58.682	30.050	35.989	32.840	19.803	306.0
2	1'59.414	30.348	36.134	33.042	19.890	301.2	4	1'58.222	30.018	35.724	32.626	19.854	307.7
3	1'58.682	30.050	35.989	32.840	19.803	306.0	5	1'58.080	29.993	35.665	32.612	19.810	303.7
4	1'58.222	30.018	35.724	32.626	19.854	307.7	6	1'57.961	29.904	35.788	32.582	19.687	308.0
5	1'58.080	29.993	35.665	32.612	19.810	303.7	7	2'11.762	P 32.666	38.217	34.094	26.785	307.5
6	1'57.961	29.904	35.788	32.582	19.687	308.0	Run # 2	Front Tyre	Slick-Medium	Rear Tyre	Slick-Medium		
7	2'11.762	P 32.666	38.217	34.094	26.785	307.5			7 Laps at start	7 Laps at start			
Run # 2	Front Tyre	Slick-Medium	Rear Tyre	Slick-Medium			8	9'05.366	40.370	35.896	32.765	19.827	
		7 Laps at start	7 Laps at start				9	1'58.515	30.195	35.782	32.638	19.900	307.1
8	9'05.366	40.370	35.896	32.765	19.827		10	1'58.121	29.921	35.662	32.703	19.835	307.7
9	1'58.515	30.195	35.782	32.638	19.900	307.1	11	1'58.318	29.982	35.786	32.673	19.877	307.4
10	1'58.121	29.921	35.662	32.703	19.835	307.7	12	2'22.032	P 33.631	42.127	37.041	29.233	303.9
11	1'58.318	29.982	35.786	32.673	19.877	307.4	Run # 3	Front Tyre	Slick-Medium	Rear Tyre	Slick-Medium		
12	2'22.032	P 33.631	42.127	37.041	29.233	303.9			12 Laps at start	12 Laps at start			
Run # 3	Front Tyre	Slick-Medium	Rear Tyre	Slick-Medium			13	9'34.420	35.002	42.474	34.192	24.633	
		12 Laps at start	12 Laps at start				14	2'16.225	33.816	39.825	42.193	20.391	304.9
13	6'55.267	33.116	36.408	33.079	19.961		15	1'58.591	30.233	35.711	32.742	19.905	307.4
14	1'58.534	30.078	35.707	32.743	20.006	305.6	16	2'12.471	30.141	43.270	37.237	21.823	308.7
15	1'58.598	30.027	35.864	32.796	19.911	307.1	<b>16th 41 Aleix ESPARGARO</b> APRILIA SPA Aprilia Racing Team Gresini						
16	2'10.823	35.531	39.722	35.567	20.003	305.5	Runs=4 Total laps=14 Full laps=7						
17	1'58.804	30.124	35.906	32.899	19.875	306.0	Run # 1	Front Tyre	Slick-Medium	Rear Tyre	Slick-Medium		
<b>14th 53 Tito RABAT</b> DUCATI SPA Reale Avintia Racing									New Tyre	New Tyre			
Runs=3	Total laps=17	Full laps=12											
Run # 1	Front Tyre	Slick-Medium	Rear Tyre	Slick-Medium			1	2'17.162	32.104	37.684	33.438	20.001	
		New Tyre	New Tyre				2	1'59.312	30.308	36.062	32.823	20.119	298.6
1	2'19.189	32.535	37.749	33.755	20.130		3	1'58.052	29.805	35.791	32.578	19.878	305.3
2	2'00.281	30.840	36.348	33.197	19.896	297.6	4	1'59.694	30.174	35.984	33.556	19.980	307.6
3	1'59.245	30.373	35.975	32.976	19.921	303.1	5	1'58.097	29.838	35.630	32.719	19.910	309.8
4	1'58.834	30.229	35.791	32.801	20.013	304.3	6	2'11.584	P 31.198	37.314	35.502	27.570	302.6
5	1'58.637	30.129	35.752	32.876	19.880	304.8	Run # 2	Front Tyre	Slick-Medium	Rear Tyre	Slick-Medium		
6	1'58.861	30.058	35.905	32.908	19.990	306.9			6 Laps at start	6 Laps at start			
7	2'06.117	P 30.513	36.233	33.379	25.992	302.8	7	7'53.124	32.338	36.547	33.109	20.173	
Run # 2	Front Tyre	Slick-Medium	Rear Tyre	Slick-Medium			8	2'09.366	P 31.898	36.935	33.250	27.283	287.8
		7 Laps at start	7 Laps at start				Run # 3	Front Tyre	Slick-Medium	Rear Tyre	Slick-Medium		
8	6'59.436	35.750	37.048	33.488	24.587				8 Laps at start	8 Laps at start			
9	1'58.622	30.257	35.754	32.795	19.816	302.2	9	9'12.425	31.378	37.217	36.157	22.812	
10	1'58.715	30.231	35.724	32.907	19.853	302.5	10	1'58.440	30.133	35.662	32.814	19.831	304.3
11	1'58.517	30.080	35.637	32.879	19.921	302.8	11	1'59.065	30.031	36.027	33.057	19.950	304.7
12	2'05.380	P 30.078	35.866	33.178	26.258	303.6	12	2'05.065	P 30.697	36.467	33.295	24.606	300.8
Run # 3	Front Tyre	Slick-Medium	Rear Tyre	Slick-Soft			Run # 4	Front Tyre	Slick-Medium	Rear Tyre	Slick-Medium		
		12 Laps at start	New Tyre						12 Laps at start	12 Laps at start			
13	8'40.561	36.875	51.568	35.153	20.561		13	5'36.026	31.930	37.113	33.600	21.683	
14	1'58.318	30.202	35.776	32.551	19.789	302.1	14	1'59.256	30.337	35.948	32.944	20.027	303.6

**Fastest Lap:** Andrea DOVIZIOSO Ducati Team ITA 1'56.919 29.696 35.372 32.319 19.532

These data/results cannot be reproduced, stored and/or transmitted in whole or in part by any manner of electronic, mechanical, photocopying, recording, broadcasting or otherwise now known or herein after developed without the previous express consent by the copyright owner, except for reproduction in daily press and regular printed publications on sale to the public within 60 days of the event related to those data/results and always provided that copyright symbol appears together as follows below.  
© DORNA, 2019

Official MotoGP Timing by TISSOT  
www.motogp.com

Brno, Friday, August 02, 2019

Page 4 of 6



## Free Practice Nr. 1

MotoGP

Lap	Lap Time	T1	T2	T3	T4	Speed	Lap	Lap Time	T1	T2	T3	T4	Speed				
<b>17th</b>	<b>30</b>	<b>Takaaki NAKAGAMI</b>					HONDA	JPN	<b>19th</b>	<b>17</b>	<b>Karel ABRAHAM</b>					DUCATI	CZE
LCR Honda IDEMITSU							Reale Avintia Racing										
Runs=3 Total laps=16 Full laps=11							Runs=4 Total laps=16 Full laps=10										
Run #	1	Front Tyre	Slick-Medium	Rear Tyre	Slick-Medium		Run #	1	Front Tyre	Slick-Soft	Rear Tyre	Slick-Medium					
			<b>New Tyre</b>	<b>New Tyre</b>							<b>New Tyre</b>	<b>New Tyre</b>					
1	2'25.847	35.831	39.363	33.869	20.455		1	2'18.598	33.541	38.900	34.124	20.442					
2	<b>2'06.316</b>	31.213	42.141	32.898	20.064	276.7	2	<b>2'01.605</b>	31.173	36.948	33.499	19.985	294.3				
3	<b>1'59.138</b>	30.545	36.042	32.684	19.867	300.6	3	<b>1'59.936</b>	30.561	36.369	33.067	19.939	287.3				
4	<b>1'58.734</b>	30.194	35.955	32.710	19.875	301.6	4	<b>2'06.069</b>	30.603	36.508	33.470	25.488	301.7				
5	<b>1'58.309</b>	30.063	35.817	<b>32.505</b>	19.924	302.9	5	<b>1'59.736</b>	30.413	36.348	33.120	19.855	304.0				
6	2'15.288 P	33.215	39.632	33.834	28.607	304.2	6	2'16.436 P	35.574	39.972	33.833	27.057	301.1				
Run #	2	Front Tyre	Slick-Medium	Rear Tyre	Slick-Medium		Run #	2	Front Tyre	Slick-Medium	Rear Tyre	Slick-Medium					
			<b>6 Laps at start</b>	<b>6 Laps at start</b>							<b>6 Laps at start</b>	<b>6 Laps at start</b>					
7	8'51.546	33.146	37.691	33.106	20.032		7	8'34.974	34.398	39.277	34.703	21.573					
8	<b>1'58.104</b>	30.068	<b>35.616</b>	32.507	19.913	300.7	8	<b>2'02.202</b>	30.585	37.329	33.386	20.902	299.2				
9	<b>1'58.101</b>	<b>29.964</b>	35.662	32.644	<b>19.831</b>	301.5	9	<b>1'58.673</b>	30.166	35.822	32.835	19.850	306.4				
10	<b>2'04.679</b>	32.733	38.346	33.641	19.959	302.0	10	<b>1'59.681</b>	30.083	35.861	33.719	20.018	306.0				
11	<b>1'58.153</b>	30.033	35.698	32.589	19.833	301.3	11	2'07.924 P	30.254	36.159	33.255	28.256	302.6				
12	2'13.037 P	34.038	38.914	34.343	25.742	298.9	<b>Run #</b>	<b>3</b>	Front Tyre	Slick-Medium	Rear Tyre	Slick-Soft					
Run #	3	Front Tyre	Slick-Medium	Rear Tyre	Slick-Medium					<b>5 Laps at start</b>	<b>New Tyre</b>						
			<b>12 Laps at start</b>	<b>12 Laps at start</b>				12	8'12.391 P	38.771	43.250	37.538	26.374				
13	7'27.383	34.429	45.455	33.499	24.623		Run #	4	Front Tyre	Slick-Medium	Rear Tyre	Slick-Soft					
14	<b>2'11.654</b>	33.115	43.753	34.845	19.941	299.0				<b>6 Laps at start</b>	<b>1 Laps at start</b>						
15	<b>1'58.846</b>	30.037	36.170	32.779	19.860	<b>306.2</b>	13	2'18.228	31.645	36.774	32.958	20.000					
16	<b>1'58.695</b>	30.127	35.927	32.733	19.908	304.3	14	<b>1'58.884</b>	30.078	35.813	<b>32.625</b>	20.368	<b>307.7</b>				
							15	<b>1'58.287</b>	30.033	35.842	32.742	<b>19.670</b>	306.2				
							16	<b>1'58.373</b>	<b>29.980</b>	<b>35.788</b>	32.781	19.824	304.0				
<b>18th</b>	<b>20</b>	<b>Fabio QUARTARARO</b>					YAMAHA	FRA	<b>20th</b>	<b>29</b>	<b>Andrea IANNONE</b>					APRILIA	ITA
Petronas Yamaha SRT							Aprilia Racing Team Gresini										
Runs=3 Total laps=19 Full laps=11							Runs=3 Total laps=16 Full laps=11										
Run #	1	Front Tyre	Slick-Soft	Rear Tyre	Slick-Medium		Run #	1	Front Tyre	Slick-Medium	Rear Tyre	Slick-Medium					
			<b>New Tyre</b>	<b>New Tyre</b>							<b>New Tyre</b>	<b>New Tyre</b>					
1	2'53.525	34.165	37.838	33.811	20.226		1	2'32.463	36.176	39.044	34.131	21.086					
2	<b>1'59.628</b>	30.454	36.330	32.975	19.869	298.7	2	<b>2'07.645</b>	31.086	38.678	35.409	22.472	281.8				
3	<b>1'59.202</b>	30.553	36.002	32.733	19.914	300.0	3	<b>2'01.726</b>	30.585	38.309	32.985	19.847	301.7				
4	<b>1'58.464</b>	30.025	35.793	32.842	<b>19.804</b>	302.1	4	<b>1'59.204</b>	30.304	36.194	32.841	19.865	<b>304.9</b>				
5	2'01.780 *	30.176	35.703	35.750	20.151*	300.3	5	<b>1'59.065</b>	<b>30.065</b>	36.151	32.993	19.856	301.0				
6	<b>2'03.685</b>	30.028	36.077	37.511	20.069	300.2	6	<b>2'16.929</b>	33.609	45.242	37.991	20.087	301.2				
7	1'58.351 *	30.152	35.591	32.797	19.811*	301.5	7	<b>1'58.371</b>	30.102	<b>35.853</b>	<b>32.651</b>	<b>19.765</b>	302.3				
8	2'10.741 P	32.704	37.715	33.866	26.456	298.7	8	2'12.254 P	31.023	38.398	35.101	27.732	300.5				
Run #	2	Front Tyre	Slick-Soft	Rear Tyre	Slick-Medium		Run #	2	Front Tyre	Slick-Medium	Rear Tyre	Slick-Medium					
			<b>8 Laps at start</b>	<b>8 Laps at start</b>							<b>8 Laps at start</b>	<b>8 Laps at start</b>					
9	6'39.056	32.728	36.344	33.022	19.951		9	9'24.769	36.985	39.588	38.465	20.118					
10	<b>1'58.426</b>	30.154	35.746	<b>32.675</b>	19.851	301.1	10	<b>1'58.986</b>	30.218	36.075	32.851	19.842	300.1				
11	<b>1'58.614</b>	30.231	35.746	32.824	19.813	301.1	11	<b>2'09.596</b>	37.564	39.317	32.808	19.907	299.9				
12	<b>1'58.292</b>	30.044	<b>35.568</b>	32.784	19.896	301.2	12	<b>1'58.989</b>	30.143	36.024	32.928	19.894	300.6				
13	1'58.431 *	30.150	35.603	32.759	19.919*	300.2	13	<b>1'59.246</b>	30.283	35.992	32.985	19.986	299.5				
14	<b>1'58.246</b>	30.044	35.570	32.751	19.881	299.6	14	2'22.325 P	34.707	41.926	37.822	27.870	297.7				
15	2'06.682 P	31.277	37.322	33.391	24.692	299.2	Run #	3	Front Tyre	Slick-Medium	Rear Tyre	Slick-Medium					
Run #	3	Front Tyre	Slick-Soft	Rear Tyre	Slick-Medium					<b>14 Laps at start</b>	<b>14 Laps at start</b>						
			<b>15 Laps at start</b>	<b>15 Laps at start</b>				15	6'17.897	31.336	37.020	33.099	19.976				
16	5'04.489 *	31.969	36.396	33.076	20.011*		16	<b>1'58.746</b>	30.149	35.957	32.735	19.905	303.3				
17	<b>1'58.357</b>	<b>30.003</b>	35.692	32.799	19.863	300.8											
18	<b>2'00.664</b>	30.111	35.686	32.893	21.974	301.5											
19	<b>1'58.618</b>	30.060	35.746	32.955	19.857	<b>303.4</b>											

**Fastest Lap:** Andrea DOVIZIOSO      Ducati Team      ITA      **1'56.919**      29.696      35.372      32.319      19.532

These data/results cannot be reproduced, stored and/or transmitted in whole or in part by any manner of electronic, mechanical, photocopying, recording, broadcasting or otherwise now known or herein after developed without the previous express consent by the copyright owner, except for reproduction in daily press and regular printed publications on sale to the public within 60 days of the event related to those data/results and always provided that copyright symbol appears together as follows below.  
© DORNA, 2019

Official MotoGP Timing by TISSOT  
www.motogp.com

Brno, Friday, August 02, 2019

Page 5 of 6



# Free Practice Nr. 1

# MotoGP

Lap	Lap Time	T1	T2	T3	T4	Speed	Lap	Lap Time	T1	T2	T3	T4	Speed	
<b>21st</b>	<b>36</b>	<b>Joan MIR</b>				SUZUKI	SPA	<b>Run # 1</b>	<b>Front Tyre</b>	<b>Slick-Soft</b>	<b>Rear Tyre</b>	<b>Slick-Medium</b>		
Team SUZUKI ECSTAR							<b>New Tyre</b>						<b>New Tyre</b>	
Runs=3 Total laps=15 Full laps=10							1	2'27.428	34.438	39.224	34.159	20.167		
<b>Run # 1</b>	<b>Front Tyre</b>	<b>Slick-Soft</b>	<b>Rear Tyre</b>	<b>Slick-Medium</b>			2	<b>2'00.649</b>	30.972	36.678	33.038	19.961	291.5	
<b>New Tyre</b>							3	<b>1'59.789</b>	30.409	36.295	33.184	19.901	298.6	
1	2'39.619	34.540	38.181	33.892	20.494		4	<b>1'59.028</b>	<b>30.222</b>	36.135	<b>32.788</b>	<b>19.883</b>	295.0	
2	<b>1'59.725</b>	30.570	36.339	32.895	19.921	302.0	5	<b>1'59.943</b>	30.316	36.404	33.147	20.076	301.0	
3	<b>2'00.738</b>	31.566	36.451	<b>32.738</b>	19.983	302.8	6	2'17.376 P	35.296	40.281	34.822	26.977	285.1	
4	<b>1'58.831</b>	30.225	<b>35.782</b>	32.807	20.017	303.6	<b>Run # 2</b>	<b>Front Tyre</b>	<b>Slick-Soft</b>	<b>Rear Tyre</b>	<b>Slick-Medium</b>			
5	<b>1'58.663</b>	30.162	35.888	32.739	19.874	302.8	<b>6 Laps at start</b>						<b>6 Laps at start</b>	
6	2'11.026 P	30.111	38.121	35.186	27.608	303.3	7	11'23.779	33.048	38.626	33.759	20.384		
<b>Run # 2</b>	<b>Front Tyre</b>	<b>Slick-Soft</b>	<b>Rear Tyre</b>	<b>Slick-Medium</b>			8	<b>2'00.327</b>	30.563	36.527	33.113	20.124	298.3	
<b>6 Laps at start</b>							9	<b>1'59.794</b>	30.388	36.289	33.097	20.020	<b>302.3</b>	
7	8'17.785	34.220	36.730	32.992	19.916		10	<b>1'59.931</b>	30.456	36.175	33.222	20.078	301.2	
8	<b>1'58.500</b>	29.988	35.885	32.774	<b>19.853</b>	303.6	11	<b>2'01.221</b>	30.934	36.554	33.438	20.295	302.0	
9	<b>1'58.588</b>	30.002	35.856	32.787	19.943	303.1	12	<b>2'00.563</b>	30.659	36.300	33.304	20.300	300.9	
10	<b>1'58.711</b>	29.982	35.838	32.884	20.007	303.2	13	2'12.682 P	32.474	38.436	34.353	27.419	288.9	
11	2'11.372 P	31.773	37.507	34.552	27.540	302.7	<b>Run # 3</b>	<b>Front Tyre</b>	<b>Slick-Medium</b>	<b>Rear Tyre</b>	<b>Slick-Medium</b>			
<b>Run # 3</b>	<b>Front Tyre</b>	<b>Slick-Soft</b>	<b>Rear Tyre</b>	<b>Slick-Medium</b>			<b>New Tyre</b>						<b>13 Laps at start</b>	
<b>11 Laps at start</b>							14	5'00.870	33.782	38.332	33.952	20.347		
12	10'05.349	32.722	36.404	33.097	20.082		15	<b>1'59.967</b>	30.519	36.384	32.995	20.069	299.6	
13	<b>1'58.889</b>	30.256	35.820	32.900	19.913	<b>303.9</b>	16	<b>1'59.598</b>	30.304	<b>36.045</b>	33.128	20.121	302.2	
14	<b>1'58.732</b>	<b>29.972</b>	35.946	32.804	20.010	302.9								
15	<b>2'01.501</b>	30.142	38.104	33.172	20.083	303.0								

<b>22nd</b>	<b>6</b>	<b>Stefan BRADL</b>				HONDA	GER
Repsol Honda Team							
Runs=3 Total laps=17 Full laps=12							
<b>Run # 1</b>	<b>Front Tyre</b>	<b>Slick-Medium</b>	<b>Rear Tyre</b>	<b>Slick-Medium</b>			
<b>New Tyre</b>							
1	2'17.087	34.286	38.443	33.827	20.431		
2	<b>2'00.554</b>	30.863	36.637	33.054	20.000	292.9	
3	<b>1'59.329</b>	30.406	36.123	<b>32.810</b>	19.990	294.6	
4	<b>1'59.329</b>	30.214	36.159	32.947	20.009	307.6	
5	<b>1'59.350</b>	30.286	36.014	33.019	20.031	307.6	
6	<b>1'59.170</b>	30.225	36.004	32.941	20.000	305.8	
7	2'13.175 P	34.794	38.772	33.340	26.269	304.3	
<b>Run # 2</b>	<b>Front Tyre</b>	<b>Slick-Medium</b>	<b>Rear Tyre</b>	<b>Slick-Medium</b>			
<b>7 Laps at start</b>							
8	7'53.978	32.496	36.820	33.095	20.054		
9	<b>1'59.137</b>	30.254	35.965	32.884	20.034	304.3	
10	<b>1'58.968</b>	30.170	<b>35.958</b>	32.852	<b>19.988</b>	305.2	
11	<b>2'03.103</b>	30.108	39.566	33.407	20.022	305.4	
12	<b>1'59.401</b>	<b>30.096</b>	36.146	33.008	20.151	304.8	
13	2'10.230 P	31.577	37.707	34.418	26.528	302.6	
<b>Run # 3</b>	<b>Front Tyre</b>	<b>Slick-Medium</b>	<b>Rear Tyre</b>	<b>Slick-Medium</b>			
<b>13 Laps at start</b>							
14	8'09.039	32.473	36.575	33.499	20.164		
15	<b>2'04.559</b>	30.154	37.916	35.463	21.026	306.5	
16	<b>1'59.391</b>	30.244	36.148	33.001	19.998	307.0	
17	<b>1'59.301</b>	30.177	36.042	33.051	20.031	<b>308.9</b>	

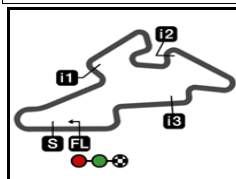
<b>23rd</b>	<b>5</b>	<b>Johann ZARCO</b>				KTM	FRA
Red Bull KTM Factory Racing							
Runs=3 Total laps=16 Full laps=11							

<b>Fastest Lap:</b>	Andrea DOVIZIOSO	Ducati Team	ITA	<b>1'56.919</b>	29.696	35.372	32.319	19.532
---------------------	------------------	-------------	-----	-----------------	--------	--------	--------	--------

These data/results cannot be reproduced, stored and/or transmitted in whole or in part by any manner of electronic, mechanical, photocopying, recording, broadcasting or otherwise now known or herein after developed without the previous express consent by the copyright owner, except for reproduction in daily press and regular printed publications on sale to the public within 60 days of the event related to those data/results and always provided that copyright symbol appears together as follows below.  
© DORNA, 2019







5403 m.

## MONSTER ENERGY GRAND PRIX ČESKÉ REPUBLIKY

## Free Practice Nr. 1

## Best Partial Times

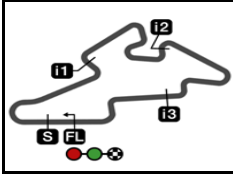
MotoGP™

*IT* Ideal Lap Time, sum of the best partial times*BT* Best Lap Time

T1		T2		T3		T4						
Pos	Rider	Time	Rider	Time	Rider	Time	Rider	Time	Pos	Rider	IT	BT
1	A.DOVIOSIO	29.635	M.VIÑALES	35.265	M.OLIVEIRA	32.238	M.OLIVEIRA	19.441	1	A.DOVIOSIO	1'56.858	1'56.919 (1)
2	M.VIÑALES	29.689	M.MARQUEZ	35.288	A.DOVIOSIO	32.319	A.DOVIOSIO	19.532	2	M.MARQUEZ	1'56.937	1'56.948 (2)
3	M.MARQUEZ	29.715	A.DOVIOSIO	35.372	M.MARQUEZ	32.341	J.MILLER	19.591	3	M.VIÑALES	1'56.978	1'56.982 (3)
4	A.RINS	29.725	S.GUINTOLI	35.390	M.VIÑALES	32.407	M.MARQUEZ	19.593	4	M.OLIVEIRA	1'57.018	1'57.018 (4)
5	V.ROSSI	29.737	J.MILLER	35.400	S.GUINTOLI	32.448	M.VIÑALES	19.617	5	J.MILLER	1'57.271	1'57.385 (6)
6	A.ESPARGARO	29.805	M.OLIVEIRA	35.464	F.BAGNAIA	32.450	K.ABRAHAM	19.670	6	S.GUINTOLI	1'57.371	1'57.371 (5)
7	S.GUINTOLI	29.805	A.RINS	35.517	J.MILLER	32.464	D.PETRUCCI	19.687	7	A.RINS	1'57.523	1'57.809 (9)
8	J.MILLER	29.816	T.RABAT	35.520	T.NAKAGAMI	32.505	T.RABAT	19.698	8	V.ROSSI	1'57.645	1'57.827 (10)
9	P.ESPARGARO	29.817	F.MORBIDELLI	35.522	V.ROSSI	32.505	A.RINS	19.709	9	F.MORBIDELLI	1'57.646	1'57.763 (8)
10	F.MORBIDELLI	29.838	F.QUARTARARO	35.568	H.SYHRIN	32.536	C.CRUTCHLOW	19.711	10	H.SYHRIN	1'57.726	1'57.726 (7)
11	M.OLIVEIRA	29.875	H.SYHRIN	35.574	T.RABAT	32.551	P.ESPARGARO	19.728	11	P.ESPARGAR	1'57.805	1'57.834 (11)
12	H.SYHRIN	29.883	C.CRUTCHLOW	35.575	F.MORBIDELLI	32.553	S.GUINTOLI	19.728	12	T.RABAT	1'57.826	1'58.029 (14)
13	D.PETRUCCI	29.904	P.ESPARGARO	35.612	A.RINS	32.572	F.MORBIDELLI	19.733	13	D.PETRUCCI	1'57.835	1'57.961 (13)
14	T.NAKAGAMI	29.964	V.ROSSI	35.612	A.ESPARGARO	32.578	H.SYHRIN	19.733	14	A.ESPARGAR	1'57.844	1'58.052 (16)
15	J.MIR	29.972	T.NAKAGAMI	35.616	D.PETRUCCI	32.582	A.IANNONE	19.765	15	F.BAGNAIA	1'57.884	1'57.950 (12)
16	K.ABRAHAM	29.980	A.ESPARGARO	35.630	K.ABRAHAM	32.625	F.BAGNAIA	19.767	16	T.NAKAGAMI	1'57.916	1'58.101 (17)
17	C.CRUTCHLOW	29.991	D.PETRUCCI	35.662	P.ESPARGARO	32.648	V.ROSSI	19.791	17	C.CRUTCHLO	1'57.953	1'58.033 (15)
18	F.BAGNAIA	29.991	F.BAGNAIA	35.676	A.IANNONE	32.651	F.QUARTARARO	19.804	18	F.QUARTARAR	1'58.050	1'58.246 (18)
19	F.QUARTARARO	30.003	J.MIR	35.782	F.QUARTARARO	32.675	T.NAKAGAMI	19.831	19	K.ABRAHAM	1'58.063	1'58.287 (19)
20	T.RABAT	30.057	K.ABRAHAM	35.788	C.CRUTCHLOW	32.676	A.ESPARGARO	19.831	20	A.IANNONE	1'58.334	1'58.371 (20)
21	A.IANNONE	30.065	A.IANNONE	35.853	J.MIR	32.738	J.MIR	19.853	21	J.MIR	1'58.345	1'58.500 (21)
22	S.BRADL	30.096	S.BRADL	35.958	J.ZARCO	32.788	J.ZARCO	19.883	22	S.BRADL	1'58.852	1'58.968 (22)
23	J.ZARCO	30.222	J.ZARCO	36.045	S.BRADL	32.810	S.BRADL	19.988	23	J.ZARCO	1'58.938	1'59.028 (23)

These data/results cannot be reproduced, stored and/or transmitted in whole or in part by any manner of electronic, mechanical, photocopying, recording, broadcasting or otherwise now known or herein after developed without the previous express consent by the copyright owner, except for reproduction in daily press and regular printed publications on sale to the public within 60 days of the event related to those data/results and always provided that copyright symbol appears together as follows below.  
© DORNA, 2019





5403 m.

**MONSTER ENERGY GRAND PRIX ČESKÉ REPUBLIKY****Free Practice Nr. 1****Fastest Laps Sequence**

<i>Practice Time</i>	 <i>Rider</i>	<i>Nation</i>	<i>Motorcycle</i>	<i>Time</i>	<i>Km/h</i>	<i>Rider's Lap</i>
<b>4'07.067</b>	12 <b>Maverick VIÑALES</b>	SPA	YAMAHA	<b>1'59.775</b>	162.3	2
<b>4'14.879</b>	9 <b>Danilo PETRUCCI</b>	ITA	DUCATI	<b>1'59.414</b>	162.8	2
<b>4'16.474</b>	41 <b>Aleix ESPARGARO</b>	SPA	APRILIA	<b>1'59.312</b>	163.0	2
<b>4'28.916</b>	42 <b>Alex RINS</b>	SPA	SUZUKI	<b>1'59.062</b>	163.3	2
<b>4'30.383</b>	46 <b>Valentino ROSSI</b>	ITA	YAMAHA	<b>1'58.396</b>	164.2	2
<b>6'13.968</b>	93 <b>Marc MARQUEZ</b>	SPA	HONDA	<b>1'57.624</b>	165.3	3
<b>6'30.024</b>	43 <b>Jack MILLER</b>	AUS	DUCATI	<b>1'57.385</b>	165.7	3
<b>10'11.044</b>	93 <b>Marc MARQUEZ</b>	SPA	HONDA	<b>1'56.948</b>	166.3	5
<b>44'27.200</b>	4 <b>Andrea DOVIZIOSO</b>	ITA	DUCATI	<b>1'56.919</b>	166.3	16

These data/results cannot be reproduced, stored and/or transmitted in whole or in part by any manner of electronic, mechanical, photocopying, recording, broadcasting or otherwise now known or herein after developed without the previous express consent by the copyright owner, except for reproduction in daily press and regular printed publications on sale to the public within 60 days of the event related to those data/results and always provided that copyright symbol appears together as follows below.

© DORNA, 2019

