

5245 m.

GRAN PREMIO D'ITALIA OAKLEY

Qualifying Results



	Rider	Nation Team	Motorcycle	Time	Lap	Total	Gap	Top Speed
1	93 Marc MARQUEZ	SPA Repsol Honda Team	HONDA	Q2 1'45.519	7	7		348.4
2	20 Fabio QUARTARARO	FRA Petronas Yamaha SRT	YAMAHA	Q2 1'45.733	7	7	0.214 0.214	339.3
3	9 Danilo PETRUCCI	ITA Mission Winnow Ducati	DUCATI	Q2 1'45.881	6	7	0.362 0.148	346.9
4	21 Franco MORBIDELLI	ITA Petronas Yamaha SRT	YAMAHA	Q2 1'45.959	6	7	0.440 0.078	333.7
5	43 Jack MILLER	AUS Pramac Racing	DUCATI	Q2 1'46.029	6	8	0.510 0.070	345.6
6	35 Cal CRUTCHLOW	GBR LCR Honda CASTROL	HONDA	Q2 1'46.079	7	7	0.560 0.050	347.6
7	12 Maverick VIÑALES	SPA Monster Energy Yamaha MotoGP	YAMAHA	Q2 1'46.181	3	7	0.662 0.102	339.7
8	63 Francesco BAGNAIA	ITA Pramac Racing	DUCATI	Q2 1'46.260	6	6	0.741 0.079	343.5
9	4 Andrea DOVIZIOSO	ITA Mission Winnow Ducati	DUCATI	Q2 1'46.293	6	6	0.774 0.033	349.4
10	30 Takaaki NAKAGAMI	JPN LCR Honda IDEMITSU	HONDA	Q2 1'46.387	7	7	0.868 0.094	336.7
11	44 Po ESPARGARO	SPA Red Bull KTM Factory Racing	KTM	Q2 1'46.433	7	7	0.914 0.046	340.1
12	51 Michele PIRRO	ITA Mission Winnow Ducati	DUCATI	Q2 1'46.638	2	6	1.119 0.205	349.9
13	42 Alex RINS	SPA Team SUZUKI ECSTAR	SUZUKI	Q1 1'46.539	2	5 (*)	0.261	338.3
14	53 Tito RABAT	SPA Reale Avintia Racing	DUCATI	Q1 1'46.678	7	7 (*)	0.400 0.139	345.2
15	41 Aleix ESPARGARO	SPA Aprilia Racing Team Gresini	APRILIA	Q1 1'46.899	2	6 (*)	0.621 0.221	340.3
16	17 Karel ABRAHAM	CZE Reale Avintia Racing	DUCATI	Q1 1'47.028	3	7 (*)	0.750 0.129	342.9
17	99 Jorge LORENZO	SPA Repsol Honda Team	HONDA	Q1 1'47.135	2	7 (*)	0.857 0.107	339.9
18	46 Valentino ROSSI	ITA Monster Energy Yamaha MotoGP	YAMAHA	Q1 1'47.184	3	6 (*)	0.906 0.049	335.8
19	5 Johann ZARCO	FRA Red Bull KTM Factory Racing	KTM	Q1 1'47.394	3	6 (*)	1.116 0.210	340.1
20	36 Joan MIR	SPA Team SUZUKI ECSTAR	SUZUKI	Q1 1'47.519	5	7 (*)	1.241 0.125	341.8
21	55 Hafizh SYAHRIN	MAL Red Bull KTM Tech 3	KTM	Q1 1'48.222	7	7 (*)	1.944 0.703	338.0
22	88 Miguel OLIVEIRA	POR Red Bull KTM Tech 3	KTM	Q1 1'48.235	2	7 (*)	1.957 0.013	336.8
23	29 Andrea IANNONE	ITA Aprilia Racing Team Gresini	APRILIA	Q1 1'48.303	6	6 (*)	2.025 0.068	340.1

* Gap with the fastest rider in the Q1 session.

Pole Position:		Marc MARQUEZ	1'45.519	178.9 Km/h
Q1 Best Lap:	Lap 7	Andrea DOVIZIOSO	(*) 1'46.278	177.6 Km/h
Best Race Lap:	2013	Marc MARQUEZ	1'47.639	175.4 Km/h
All Time Lap Record:	2019	Marc MARQUEZ	1'45.519	178.9 Km/h

The results are provisional until the end of the limit for protest and appeals.

Time limit for protest expires 60' after publication of the results - Mr. Time:

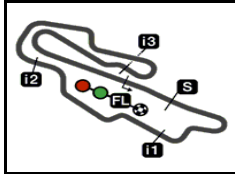
These data/results cannot be reproduced, stored and/or transmitted in whole or in part by any manner of electronic, mechanical, photocopying, recording, broadcasting or otherwise now known or herein after developed without the previous express consent of the copyright owner, except for reproduction in daily press and regular printed publications on sale to the public within 60 days of the event related to those data/results and always provided that copyright symbol appears together as follows below.

© DORNA, 2019

Official MotoGP Timing by TISSOT
www.motogp.com

Mugello, Saturday, June 01, 2019






5245 m.

GRAN PREMIO D'ITALIA OAKLEY
Qualifying Nr. 2
Classification

20

	Rider	Nation	Team	Motorcycle	Time	Lap	Total	Gap	Top Speed
1	93 Marc MARQUEZ	SPA	Repsol Honda Team	HONDA	1'45.519	7	7		348.4
2	20 Fabio QUARTARARO	FRA	Petronas Yamaha SRT	YAMAHA	1'45.733	7	7	0.214 0.214	339.3
3	9 Daniilo PETRUCCI	ITA	Mission Winnow Ducati	DUCATI	1'45.881	6	7	0.362 0.148	346.9
4	21 Franco MORBIDELLI	ITA	Petronas Yamaha SRT	YAMAHA	1'45.959	6	7	0.440 0.078	333.7
5	43 Jack MILLER	AUS	Pramac Racing	DUCATI	1'46.029	6	8	0.510 0.070	345.6
6	35 Cal CRUTCHLOW	GBR	LCR Honda CASTROL	HONDA	1'46.079	7	7	0.560 0.050	347.6
7	12 Maverick VIÑALES	SPA	Monster Energy Yamaha MotoGP	YAMAHA	1'46.181	3	7	0.662 0.102	339.7
8	63 Francesco BAGNAIA	ITA	Pramac Racing	DUCATI	1'46.260	6	6	0.741 0.079	343.5
9	4 Andrea DOVIZIOSO	ITA	Mission Winnow Ducati	DUCATI	1'46.293	6	6	0.774 0.033	349.4
10	30 Takaaki NAKAGAMI	JPN	LCR Honda IDEMITSU	HONDA	1'46.387	7	7	0.868 0.094	336.7
11	44 Po ESPARGARO	SPA	Red Bull KTM Factory Racing	KTM	1'46.433	7	7	0.914 0.046	340.1
12	51 Michele PIRRO	ITA	Mission Winnow Ducati	DUCATI	1'46.638	2	6	1.119 0.205	349.9

Practice condition: **Dry**
 Air: **26°**
 Humidity: **30%**
 Ground: **47°**

Fastest Lap:	Lap: 7	Marc MARQUEZ	1'45.519	178.9 Km/h
Best Race Lap:	2013	Marc MARQUEZ	1'47.639	175.4 Km/h
All Time Lap Record:	2019	Marc MARQUEZ	1'45.519	178.9 Km/h

The results are provisional until the end of the limit for protest and appeals.

Time limit for protest expires 30' after publication of the results - Time:

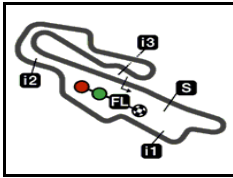
These data/results cannot be reproduced, stored and/or transmitted in whole or in part by any manner of electronic, mechanical, photocopying, recording, broadcasting or otherwise now known or herein after developed without the previous express consent by the copyright owner, except for reproduction in daily press and regular printed publications on sale to the public within 60 days of the event related to those data/results and always provided that copyright symbol appears together as follows below.

© DORNA, 2019

Official MotoGP Timing by TISSOT
 www.motogp.com

Mugello, Saturday, June 01, 2019





5245 m.

GRAN PREMIO D'ITALIA OAKLEY

Qualifying Nr. 2

Top Speed & Average

21



Rider	Nation	Motorcycle	Top 5 speeds					Average	Top
51 Michele PIRRO	ITA	DUCATI	349.9	349.4	348.4	345.1	118.3	302.2	349.9
4 Andrea DOVIZIOSO	ITA	DUCATI	349.4	346.2	342.6	342.2	209.3	317.9	349.4
93 Marc MARQUEZ	SPA	HONDA	348.4	343.7	342.4	340.2	338.9	342.7	348.4
35 Cal CRUTCHLOW	GBR	HONDA	347.6	347.3	346.9	344.8	344.3	346.2	347.6
9 Danilo PETRUCCI	ITA	DUCATI	346.9	341.5	339.6	339.1	338.6	341.1	346.9
43 Jack MILLER	AUS	DUCATI	345.6	345.1	342.2	341.6	339.5	342.8	345.6
63 Francesco BAGNAIA	ITA	DUCATI	343.5	340.4	339.6	339.3	134.8	299.5	343.5
44 Pol ESPARGARO	SPA	KTM	340.1	340.0	336.8	336.1	330.9	336.8	340.1
12 Maverick VIÑALES	SPA	YAMAHA	339.7	337.6	336.9	336.0	334.8	337.0	339.7
20 Fabio QUARTARARO	FRA	YAMAHA	339.3	337.1	336.3	336.1	331.1	336.0	339.3
30 Takaaki NAKAGAMI	JPN	HONDA	336.7	335.7	334.5	334.3	330.2	334.3	336.7
21 Franco MORBIDELLI	ITA	YAMAHA	333.7	333.4	331.5	330.8	326.6	331.2	333.7

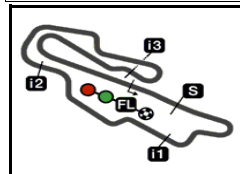
These data/results cannot be reproduced, stored and/or transmitted in whole or in part by any manner of electronic, mechanical, photocopying, recording, broadcasting or otherwise now known or herein after developed without the previous express consent by the copyright owner, except for reproduction in daily press and regular printed publications on sale to the public within 60 days of the event related to those data/results and always provided that copyright symbol appears together as follows below.

© DORNA, 2019

Official MotoGP Timing by TISSOT
www.motogp.com



Mugello, Saturday, June 01, 2019



5245 m.

GRAN PREMIO D'ITALIA OAKLEY

Qualifying Nr. 2

Chronological Analysis of Performances

22

* Lap / Sector time cancelled

T1 Time from finish line to 1st intermediate

T3 Time from 2nd intermed. to 3rd intermed.

P Crossing the finish line in pit lane

T2 Time from 1st intermed. to 2nd intermed.

T4 Time from 3rd intermediate to finish line

** Tyre data subject to further updates

Lap	Lap Time	T1	T2	T3	T4	Speed	Lap	Lap Time	T1	T2	T3	T4	Speed		
1st	93	Marc MARQUEZ		HONDA		SPA	4th	21	Franco MORBIDELLI		YAMAHA		ITA		
		Repsol Honda Team							Petronas Yamaha SRT						
		Runs=2	Total laps=7	Full laps=4					Runs=2	Total laps=7	Full laps=4				
Run #	1	Front Tyre	Slick-Hard	Rear Tyre	Slick-Soft		Run #	1	Front Tyre	Slick-Medium	Rear Tyre	Slick-Soft			
			New Tyre		New Tyre					New Tyre		New Tyre			
1	2'18.206		38.612	31.303	35.993	24.359	133.8	1	3'10.926		33.706	25.571	44.206	25.897	191.4
2	1'46.291		24.921	22.325	34.733	24.312	348.4	2	1'46.792		25.168	22.482	34.762	24.380	333.4
3	1'49.669		25.594	23.163	35.453	25.459	338.9	3	1'46.728		25.051	22.522	34.740	24.415	333.7
4	54.350	P	26.872				340.2	4	55.221	P	27.258				326.6
Run #	2	Front Tyre	Slick-Medium	Rear Tyre	Slick-Soft		Run #	2	Front Tyre	Slick-Hard	Rear Tyre	Slick-Soft			
			New Tyre		New Tyre					New Tyre		New Tyre			
5	2'30.816		46.000	36.317	42.939	25.560	111.3	5	2'04.739		33.641	30.796	35.747	24.555	181.3
6	1'51.350		29.744	22.875	34.660	24.071	342.4	6	1'45.959		24.876	22.358	34.495	24.230	331.5
7	1'45.519		24.760	22.219	34.531	24.009	343.7	7	1'46.931		24.926	22.399	34.560	25.046	330.8
2nd	20	Fabio QUARTARARO		YAMAHA		FRA	5th	43	Jack MILLER		DUCATI		AUS		
		Petronas Yamaha SRT							Pramac Racing						
		Runs=2	Total laps=7	Full laps=4					Runs=2	Total laps=8	Full laps=5				
Run #	1	Front Tyre	Slick-Hard	Rear Tyre	Slick-Soft		Run #	1	Front Tyre	Slick-Medium	Rear Tyre	Slick-Soft			
			New Tyre		New Tyre					New Tyre		New Tyre			
1	3'08.894		31.249	24.863	45.871	24.797	219.2	1	2'22.924		29.688	23.558	35.590	24.519	201.2
2	1'45.992		24.895	22.427	34.392	24.278	336.3	2	1'46.475		24.876	22.521	34.807	24.271	345.6
3	1'45.845		24.850	22.351	34.350	24.294	336.1	3	1'46.712		24.829	22.531	35.117	24.235	345.1
4	55.168	P	27.389				331.1	4	53.278	P	26.327				342.2
Run #	2	Front Tyre	Slick-Medium	Rear Tyre	Slick-Soft		Run #	2	Front Tyre	Slick-Medium	Rear Tyre	Slick-Soft			
			New Tyre		New Tyre					New Tyre		New Tyre			
5	2'10.528		33.657	30.400	41.666	24.805	196.1	5	1'56.586		32.192	23.841	35.721	24.832	185.5
6	1'54.361		30.589	23.896	35.444	24.432	339.3	6	1'46.029		24.729	22.410	34.771	24.119	339.4
7	1'45.733		24.780	22.261	34.436	24.256	337.1	7	1'54.635		26.365	24.980	37.647	25.643	341.6
			4 Laps at start					8	1'52.960		24.869	23.215	38.179	26.697	339.5
3rd	9	Danilo PETRUCCI		DUCATI		ITA	6th	35	Cal CRUTCHLOW		HONDA		GBR		
		Mission Winnow Ducati							LCR Honda CASTROL						
		Runs=2	Total laps=7	Full laps=4					Runs=2	Total laps=7	Full laps=4				
Run #	1	Front Tyre	Slick-Medium	Rear Tyre	Slick-Soft		Run #	1	Front Tyre	Slick-Hard	Rear Tyre	Slick-Soft			
			New Tyre		New Tyre					New Tyre		New Tyre			
1	2'17.111		32.145	24.461	36.820	24.773	181.8	1	2'20.868		34.952	27.006	37.089	24.727	146.2
2	1'50.254		24.998	23.192	37.704	24.360	339.1	2	1'50.197		25.093	22.730	37.664	24.710	347.6
3	1'46.595		25.047	22.502	34.804	24.242	346.9	3	1'46.359		24.918	22.547	34.707	24.187	347.3
4	53.922	P	27.024				341.5	4	53.535	P	26.490				344.8
Run #	2	Front Tyre	Slick-Medium	Rear Tyre	Slick-Soft		Run #	2	Front Tyre	Slick-Hard	Rear Tyre	Slick-Soft			
			New Tyre		New Tyre					New Tyre		New Tyre			
5	1'52.567		28.961	23.054	36.048	24.504	206.9	5	2'05.988		32.514	26.127	41.672	25.675	187.4
6	1'45.881		24.804	22.379	34.556	24.142	338.6	6	1'50.765		27.576	23.600	35.263	24.326	346.9
7	1'57.063		24.918	24.820	40.788	26.537	339.6	7	1'46.079		24.823	22.458	34.640	24.158	344.3

Fastest Lap: Marc MARQUEZ Repsol Honda Team SPA **1'45.519** 24.760 22.219 34.531 24.009

These data/results cannot be reproduced, stored and/or transmitted in whole or in part by any manner of electronic, mechanical, photocopying, recording, broadcasting or otherwise now known or herein after developed without the previous express consent by the copyright owner, except for reproduction in daily press and regular printed publications on sale to the public within 60 days of the event related to those data/results and always provided that copyright symbol appears together as follows below.
© DORNA, 2019



Qualifying Nr. 2

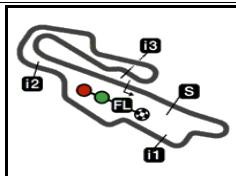
MotoGP

Lap	Lap Time	T1	T2	T3	T4	Speed	Lap	Lap Time	T1	T2	T3	T4	Speed
7th	12	Maverick VIÑALES YAMAHA SPA					7	1'46.387	24.893	22.473	34.532	24.489	335.7
Monster Energy Yamaha MotoGP													
Runs=2 Total laps=7 Full laps=4													
Run #	1	Front Tyre	Slick-Medium	Rear Tyre	Slick-Soft								
			New Tyre	New Tyre									
1	3'12.699	29.994	25.529	44.167	25.646	214.6							
2	1'46.373	25.078	22.395	34.680	24.220	339.7							
3	1'46.181	25.072	22.318	34.564	24.227	337.6							
4	53.059 P	26.468				334.8							
Run #	2	Front Tyre	Slick-Medium	Rear Tyre	Slick-Soft								
			4 Laps at start	New Tyre									
5	2'03.410	29.454	28.960	40.427	24.569	209.1							
6	1'49.458	26.474	23.904	34.912	24.168	336.9							
7	1'46.231	24.884	22.351	34.674	24.322	336.0							
8th	63	Francesco BAGNAIA DUCATI ITA											
Pramac Racing													
Runs=2 Total laps=6 Full laps=3													
Run #	1	Front Tyre	Slick-Medium	Rear Tyre	Slick-Soft								
			New Tyre	New Tyre									
1	2'18.105	35.610	24.458	38.063	24.666	134.8							
2	1'46.806	25.128	22.568	34.964	24.146	343.5							
3	1'48.788 P	25.259	23.197	35.586	24.746	340.4							
Run #	2	Front Tyre	Slick-Medium	Rear Tyre	Slick-Soft								
			3 Laps at start	New Tyre									
4	2'08.664	37.740	24.509	37.693	28.722	124.7							
5	1'46.515	25.169	22.485	34.659	24.202	339.3							
6	1'46.260	24.993	22.457	34.572	24.238	339.6							
9th	4	Andrea DOVIZIOSO DUCATI ITA											
Mission Winnow Ducati													
Runs=2 Total laps=6 Full laps=3													
Run #	1	Front Tyre	Slick-Medium	Rear Tyre	Slick-Medium								
			7 Laps at start	New Tyre									
1	2'17.436	30.282	23.648	35.907	24.633	209.3							
2	1'47.327	24.969	22.642	35.449	24.267	346.2							
3	1'51.257 P	27.266	23.476	35.238	25.277	349.4							
Run #	2	Front Tyre	Slick-Medium	Rear Tyre	Slick-Soft								
			10 Laps at start	New Tyre									
4	2'20.530	42.060	32.198	40.644	25.628	147.4							
5	1'50.987	27.981	23.218	35.404	24.384	342.2							
6	1'46.293	24.928	22.438	34.717	24.210	342.6							
10th	30	Takaaki NAKAGAMI HONDA JPN											
LCR Honda IDEMITSU													
Runs=2 Total laps=7 Full laps=4													
Run #	1	Front Tyre	Slick-Medium	Rear Tyre	Slick-Soft								
			New Tyre	New Tyre									
1	2'40.586	32.589	24.423	36.122	25.154	178.2							
2	1'47.247	25.192	22.760	34.773	24.522	334.5							
3	1'46.748	25.066	22.586	34.735	24.361	336.7							
4	53.444 P	26.969				330.2							
Run #	2	Front Tyre	Slick-Medium	Rear Tyre	Slick-Soft								
			4 Laps at start	New Tyre									
5	2'09.676	36.533	26.600	40.468	26.075	132.7							
6	1'46.632	25.178	22.564	34.548	24.342	334.3							

Fastest Lap: Marc MARQUEZ Repsol Honda Team SPA **1'45.519** 24.760 22.219 34.531 24.009

These data/results cannot be reproduced, stored and/or transmitted in whole or in part by any manner of electronic, mechanical, photocopying, recording, broadcasting or otherwise now known or herein after developed without the previous express consent by the copyright owner, except for reproduction in daily press and regular printed publications on sale to the public within 60 days of the event related to those data/results and always provided that copyright symbol appears together as follows below.
© DORNA, 2019





GRAN PREMIO D'ITALIA OAKLEY
Provisional Starting Grid

5245 m.

Race : 23 laps = 120.635 km

23



1	3 1'45.881 9 Danilo PETRUCCI Ducati	2 1'45.733 20 Fabio QUARTARARO Yamaha	1 1'45.519 93 Marc MARQUEZ Honda
2	6 1'46.079 35 Cal CRUTCHLOW Honda	5 1'46.029 43 Jack MILLER Ducati	4 1'45.959 21 Franco MORBIDELLI Yamaha
3	9 1'46.293 4 Andrea DOVIZIOSO Ducati	8 1'46.260 63 Francesco BAGNAIA Ducati	7 1'46.181 12 Maverick VIÑALES Yamaha
4	12 1'46.638 51 Michele PIRRO Ducati	11 1'46.433 44 Pol ESPARGARO KTM	10 1'46.387 30 Takaaki NAKAGAMI Honda
5	15 1'46.899 41 Aleix ESPARGARO Aprilia	14 1'46.678 53 Tito RABAT Ducati	13 1'46.539 42 Alex RINS Suzuki
6	18 1'47.184 46 Valentino ROSSI Yamaha	17 1'47.135 99 Jorge LORENZO Honda	16 1'47.028 17 Karel ABRAHAM Ducati
7	21 1'48.222 55 Hafizh SYAHRIN KTM	20 1'47.519 36 Joan MIR Suzuki	19 1'47.394 5 Johann ZARCO KTM
8		23 1'48.303 29 Andrea IANNONE Aprilia	22 1'48.235 88 Miguel OLIVEIRA KTM

The results are provisional until the end of the limit for protest and appeals and until the ratification of the Event Management Committee.

Time limit for protest expires 60' at the latest after publication of the results - Time:

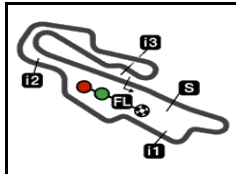
These data/results cannot be reproduced, stored and/or transmitted in whole or in part by any manner of electronic, mechanical, photocopying, recording, broadcasting or otherwise now known or herein after developed without the previous express consent by the copyright owner, except for reproduction in daily press and regular printed publications on sale to the public within 60 days of the event related to those data/results and always provided that copyright symbol appears together as follows below.

© DORNA, 2019

Official MotoGP Timing by **TISSOT**
www.motogp.com



Mugello, Saturday, June 01, 2019



5245 m.

GRAN PREMIO D'ITALIA OAKLEY**MotoGP™****BMW M Award - Best Qualifier MotoGP 2019****24**

Rider	<i>Nation</i>	<i>Points</i>	QAT	ARG	AME	SPA	FRA	ITA	CAT	NED	GER	CZE	AUT	GBR	RSM	ARA	THA	JPN	AUS	MAL	VAL	
1 MARQUEZ Marc	SPA	132	16	25	25	16	25	25														
2 VIÑALES Maverick	SPA	80	25	20	10	11	5	9														
3 QUARTARARO Fabio	FRA	78	11	9	7	25	6	20														
4 DOVIZIOSO Andrea	ITA	72	20	16	3	13	13	7														
5 PETRUCCI Danilo	ITA	68	9	6	8	9	20	16														
6 MORBIDELLI Franco	ITA	67	8	10	6	20	10	13														
7 MILLER Jack	AUS	66	13	11	13	2	16	11														
8 CRUTCHLOW Cal	GBR	55	10	8	16	10	1	10														
9 ROSSI Valentino	ITA	49	2	13	20	3	11	-														
10 NAKAGAMI Takaaki	JPN	38	7	7	1	8	9	6														
11 RINS Alex	SPA	26	6	-	9	7	-	4														
12 ESPARGARO Pol	SPA	25	-	5	11	-	4	5														
13 BAGNAIA Francesco	ITA	24	3	-	4	6	3	8														
14 LORENZO Jorge	SPA	23	1	4	5	5	8	-														
15 ESPARGARO Aleix	SPA	17	4	3	-	1	7	2														
16 MIR Joan	SPA	11	5	-	2	4	-	-														
17 RABAT Tito	SPA	3	-	-	-	-	-	3														
18 OLIVEIRA Miguel	POR	2	-	2	-	-	-	-														
19 ZARCO Johann	FRA	2	-	-	-	-	2	-														
20 ABRAHAM Karel	CZE	2	-	1	-	-	-	1														

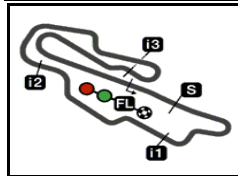
These data/results cannot be reproduced, stored and/or transmitted in whole or in part by any manner of electronic, mechanical, photocopying, recording, broadcasting or otherwise now known or herein after developed without the previous express consent by the copyright owner, except for reproduction in daily press and regular printed publications on sale to the public within 60 days of the event related to those data/results and always provided that copyright symbol appears together as follows below.
© DORNA, 2019

Official MotoGP Timing by **TISSOT**
www.motogp.com

BMW M. 



Mugello, Saturday, June 01, 2019



5245 m.

GRAN PREMIO D'ITALIA OAKLEY

After the Qualifying Nr. 2

Event Best Maximum Speed



Rider	Nation Team	Motorcycle	Km/h	
4 Andrea DOVIZIOSO	ITA Mission Winnow Ducati	DUCATI	356.7	Free Practice Nr. 3
9 Danilo PETRUCCI	ITA Mission Winnow Ducati	DUCATI	355.0	Free Practice Nr. 3
43 Jack MILLER	AUS Pramac Racing	DUCATI	352.2	Free Practice Nr. 3
35 Cal CRUTCHLOW	GBR LCR Honda CASTROL	HONDA	351.6	Free Practice Nr. 4
41 Aleix ESPARGARO	SPA Aprilia Racing Team Gresini	APRILIA	351.6	Free Practice Nr. 3
93 Marc MARQUEZ	SPA Repsol Honda Team	HONDA	351.5	Free Practice Nr. 3
51 Michele PIRRO	ITA Mission Winnow Ducati	DUCATI	351.3	Free Practice Nr. 3
53 Tito RABAT	SPA Reale Avintia Racing	DUCATI	350.9	Free Practice Nr. 3
42 Alex RINS	SPA Team SUZUKI ECSTAR	SUZUKI	350.0	Free Practice Nr. 1
5 Johann ZARCO	FRA Red Bull KTM Factory Racing	KTM	348.3	Free Practice Nr. 3
44 Poli ESPARGARO	SPA Red Bull KTM Factory Racing	KTM	348.2	Free Practice Nr. 3
46 Valentino ROSSI	ITA Monster Energy Yamaha MotoGP	YAMAHA	348.0	Free Practice Nr. 3
17 Karel ABRAHAM	CZE Reale Avintia Racing	DUCATI	347.9	Free Practice Nr. 3
99 Jorge LORENZO	SPA Repsol Honda Team	HONDA	347.8	Free Practice Nr. 3
12 Maverick VIÑALES	SPA Monster Energy Yamaha MotoGP	YAMAHA	347.0	Free Practice Nr. 3
63 Francesco BAGNAIA	ITA Pramac Racing	DUCATI	347.0	Free Practice Nr. 3
36 Joan MIR	SPA Team SUZUKI ECSTAR	SUZUKI	346.8	Free Practice Nr. 3
20 Fabio QUARTARARO	FRA Petronas Yamaha SRT	YAMAHA	345.2	Free Practice Nr. 3
29 Andrea IANNONE	ITA Aprilia Racing Team Gresini	APRILIA	344.4	Free Practice Nr. 1
88 Miguel OLIVEIRA	POR Red Bull KTM Tech 3	KTM	343.1	Free Practice Nr. 3
55 Hafizh SYAHRIN	MAL Red Bull KTM Tech 3	KTM	342.4	Free Practice Nr. 3
21 Franco MORBIDELLI	ITA Petronas Yamaha SRT	YAMAHA	342.0	Free Practice Nr. 3
30 Takaaki NAKAGAMI	JPN LCR Honda IDEMITSU	HONDA	340.9	Free Practice Nr. 3

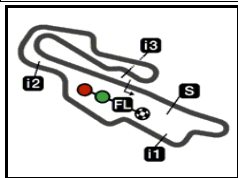
These data/results cannot be reproduced, stored and/or transmitted in whole or in part by any manner of electronic, mechanical, photocopying, recording, broadcasting or otherwise now known or herein after developed without the previous express consent by the copyright owner, except for reproduction in daily press and regular printed publications on sale to the public within 60 days of the event related to those data/results and always provided that copyright symbol appears together as follows below.

© DORNA, 2019

Official MotoGP Timing by TISSOT
www.motogp.com

Mugello, Saturday, June 01, 2019





5245 m.

GRAN PREMIO D'ITALIA OAKLEY

Qualifying Nr. 2

Best Partial Times

MotoGP™

IT Ideal Lap Time, sum of the best partial times

BT Best Lap Time

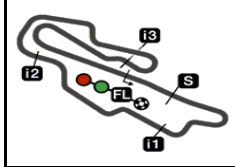
T1		T2		T3		T4				<i>IT</i>	<i>BT</i>	
Pos	Rider	Time	Rider	Time	Rider	Time	Rider	Time	Pos	Rider		
1	J.MILLER	24.729	M.MARQUEZ	22.219	F.QUARTARARO	34.350	M.MARQUEZ	24.009	1	M.MARQUEZ	1'45.519	1'45.519 (1)
2	M.MARQUEZ	24.760	F.QUARTARARO	22.261	F.MORBIDELLI	34.495	J.MILLER	24.119	2	F.QUARTARARO	1'45.647	1'45.733 (2)
3	F.QUARTARARO	24.780	M.VIÑALES	22.318	M.MARQUEZ	34.531	D.PETRUCCI	24.142	3	D.PETRUCCI	1'45.881	1'45.881 (3)
4	D.PETRUCCI	24.804	F.MORBIDELLI	22.358	T.NAKAGAMI	34.532	F.BAGNAIA	24.146	4	M.VIÑALES	1'45.934	1'46.181 (7)
5	C.CRUTCHLOW	24.823	D.PETRUCCI	22.379	D.PETRUCCI	34.556	C.CRUTCHLOW	24.158	5	F.MORBIDELLI	1'45.959	1'45.959 (4)
6	P.ESPARGARO	24.869	J.MILLER	22.410	M.VIÑALES	34.564	M.VIÑALES	24.168	6	J.MILLER	1'46.029	1'46.029 (5)
7	F.MORBIDELLI	24.876	A.DOVIZIOSO	22.438	F.BAGNAIA	34.572	A.DOVIZIOSO	24.210	7	C.CRUTCHLO	1'46.079	1'46.079 (6)
8	M.VIÑALES	24.884	F.BAGNAIA	22.457	C.CRUTCHLOW	34.640	M.PIRRO	24.218	8	F.BAGNAIA	1'46.168	1'46.260 (8)
9	T.NAKAGAMI	24.893	C.CRUTCHLOW	22.458	A.DOVIZIOSO	34.717	F.MORBIDELLI	24.230	9	T.NAKAGAMI	1'46.240	1'46.387 (10)
10	A.DOVIZIOSO	24.928	T.NAKAGAMI	22.473	J.MILLER	34.771	F.QUARTARARO	24.256	10	A.DOVIZIOSO	1'46.293	1'46.293 (9)
11	F.BAGNAIA	24.993	P.ESPARGARO	22.480	P.ESPARGARO	34.785	P.ESPARGARO	24.299	11	P.ESPARGAR	1'46.433	1'46.433 (11)
12	M.PIRRO	25.003	M.PIRRO	22.487	M.PIRRO	34.829	T.NAKAGAMI	24.342	12	M.PIRRO	1'46.537	1'46.638 (12)

These data/results cannot be reproduced, stored and/or transmitted in whole or in part by any manner of electronic, mechanical, photocopying, recording, broadcasting or otherwise now known or herein after developed without the previous express consent by the copyright owner, except for reproduction in daily press and regular printed publications on sale to the public within 60 days of the event related to those data/results and always provided that copyright symbol appears together as follows below.

© DORNA, 2019


Official MotoGP Timing by **TISSOT**
www.motogp.com





5245 m.

GRAN PREMIO D'ITALIA OAKLEY**Qualifying Nr. 2****Fastest Laps Sequence**

<i>Practice Time</i>	 <i>Rider</i>	<i>Nation</i>	<i>Motorcycle</i>	<i>Time</i>	<i>Km/h</i>	<i>Rider's Lap</i>
4'04.497	93 Marc MARQUEZ	SPA	HONDA	1'46.291	177.6	2
4'54.886	20 Fabio QUARTARARO	FRA	YAMAHA	1'45.992	178.1	2
6'40.731	20 Fabio QUARTARARO	FRA	YAMAHA	1'45.845	178.3	3
16'02.726	93 Marc MARQUEZ	SPA	HONDA	1'45.519	178.9	7

These data/results cannot be reproduced, stored and/or transmitted in whole or in part by any manner of electronic, mechanical, photocopying, recording, broadcasting or otherwise now known or herein after developed without the previous express consent by the copyright owner, except for reproduction in daily press and regular printed publications on sale to the public within 60 days of the event related to those data/results and always provided that copyright symbol appears together as follows below.

© DORNA, 2019

Official MotoGP Timing by **TISSOT**
www.motogp.com

Mugello, Saturday, June 01, 2019