


4423 m.

## GRAN PREMIO RED BULL DE ESPAÑA

## Qualifying Nr. 2

## Classification



	Rider	Nation	Team	Motorcycle	Time	Lap	Total	Gap	Top Speed
1	9 Jorge NAVARRO	SPA	HDR Heidrun Speed Up	SPEED UP	<b>1'41.182</b>	4	9		<b>242.9</b>
2	73 Alex MARQUEZ	SPA	EG 0,0 Marc VDS	KALEX	<b>1'41.273</b>	3	8	0.091 0.091	<b>245.2</b>
3	40 Augusto FERNANDEZ	SPA	Flexbox HP 40	KALEX	<b>1'41.323</b>	3	9	0.141 0.050	<b>245.7</b>
4	87 Remy GARDNER	AUS	ONEXOX TKKR SAG Team	KALEX	<b>1'41.366</b>	4	8	0.184 0.043	<b>242.0</b>
5	11 Nicolo BULEGA	ITA	SKY Racing Team VR46	KALEX	<b>1'41.393</b>	8	9	0.211 0.027	<b>246.8</b>
6	7 Lorenzo BALDASSARRI	ITA	Flexbox HP 40	KALEX	<b>1'41.450</b>	8	9	0.268 0.057	<b>244.9</b>
7	21 Fabio DI GIANNANTONIO	ITA	HDR Heidrun Speed Up	SPEED UP	<b>1'41.451</b>	9	9	0.269 0.001	<b>243.1</b>
8	12 Thomas LUTHI	SWI	Dynavolt Intact GP	KALEX	<b>1'41.458</b>	6	8	0.276 0.007	<b>246.1</b>
9	45 Tetsuta NAGASHIMA	JPN	ONEXOX TKKR SAG Team	KALEX	<b>1'41.460</b>	3	9	0.278 0.002	<b>244.6</b>
10	41 Brad BINDER	RSA	Red Bull KTM Ajo	KTM	<b>1'41.528</b>	4	9	0.346 0.068	<b>244.8</b>
11	22 Sam LOWES	GBR	Federal Oil Gresini Moto2	KALEX	<b>1'41.650</b>	8	9	0.468 0.122	<b>244.6</b>
12	97 Xavi VIERGE	SPA	EG 0,0 Marc VDS	KALEX	<b>1'41.660</b>	8	9	0.478 0.010	<b>247.8</b>
13	10 Luca MARINI	ITA	SKY Racing Team VR46	KALEX	<b>1'41.806</b>	7	8	0.624 0.146	<b>245.8</b>
14	23 Marcel SCHROTTER	GER	Dynavolt Intact GP	KALEX	<b>1'41.834</b>	5	7	0.652 0.028	<b>244.6</b>
15	5 Andrea LOCATELLI	ITA	Italtrans Racing Team	KALEX	<b>1'41.837</b>	3	8	0.655 0.003	<b>243.5</b>
16	27 Iker LECUONA	SPA	American Racing KTM	KTM	<b>1'41.850</b>	8	8	0.668 0.013	<b>242.2</b>
17	24 Simone CORSI	ITA	Tasca Racing Scuderia Moto2	KALEX	<b>1'41.935</b>	3	9	0.753 0.085	<b>244.0</b>
18	33 Enea BASTIANINI	ITA	Italtrans Racing Team	KALEX	<b>1'41.958</b>	8	8	0.776 0.023	<b>243.8</b>

Practice condition: **Dry**Air: **21°**Humidity: **68%**Ground: **32°**

<b>Fastest Lap:</b>	Lap: 4	<b>Jorge NAVARRO</b>	<b>1'41.182</b>	157.3 Km/h
<b>Best Race Lap:</b>	2018	<b>Lorenzo BALDASSARRI</b>	<b>1'42.480</b>	155.3 Km/h
<b>All Time Lap Record:</b>	2019	<b>Jorge NAVARRO</b>	<b>1'41.182</b>	157.3 Km/h

The results are provisional until the end of the limit for protest and appeals.

Time limit for protest expires 30' after publication of the results - ..... Time: .....

These data/results cannot be reproduced, stored and/or transmitted in whole or in part by any manner of electronic, mechanical, photocopying, recording, broadcasting or otherwise now known or herein after developed without the previous express consent by the copyright owner, except for reproduction in daily press and regular printed publications on sale to the public within 60 days of the event related to those data/results and always provided that copyright symbol appears together as follows below.

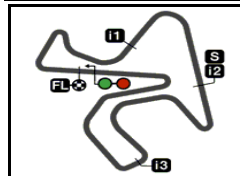
© DORNA, 2019

Official MotoGP Timing by TISSOT

www.motogp.com

Jerez de la Frontera, Saturday, May 04, 2019





4423 m.

## GRAN PREMIO RED BULL DE ESPAÑA

## Qualifying Nr. 2

## Top Speed &amp; Average

21A



Rider	Nation	Motorcycle	Top 5 speeds					Average	Top
97 Xavi VIERGE	SPA	KALEX	247.8	246.6	246.4	246.3	246.0	246.5	247.8
11 Nicolo BULEGA	ITA	KALEX	246.8	246.4	245.7	245.2	244.5	245.7	246.8
12 Thomas LUTHI	SWI	KALEX	246.1	245.5	244.0	243.3	243.1	244.4	246.1
10 Luca MARINI	ITA	KALEX	245.8	244.5	244.3	244.0	243.3	244.4	245.8
40 Augusto FERNANDEZ	SPA	KALEX	245.7	244.4	243.0	242.0	241.8	243.4	245.7
73 Alex MARQUEZ	SPA	KALEX	245.2	245.2	244.8	244.8	244.6	244.9	245.2
7 Lorenzo BALDASSARRI	ITA	KALEX	244.9	244.1	243.4	243.0	240.9	243.3	244.9
41 Brad BINDER	RSA	KTM	244.8	244.2	244.0	242.3	242.0	243.5	244.8
23 Marcel SCHROTTER	GER	KALEX	244.6	244.3	243.6	243.0	236.1	242.3	244.6
22 Sam LOWES	GBR	KALEX	244.6	243.9	243.8	243.7	242.5	243.7	244.6
45 Tetsuta NAGASHIMA	JPN	KALEX	244.6	244.4	243.6	243.4	243.0	243.8	244.6
24 Simone CORSI	ITA	KALEX	244.0	243.8	243.1	241.0	236.5	241.7	244.0
33 Enea BASTIANINI	ITA	KALEX	243.8	243.5	242.5	242.4	241.1	242.7	243.8
5 Andrea LOCATELLI	ITA	KALEX	243.5	243.0	242.9	242.6	242.3	242.9	243.5
21 Fabio DI GIANNANTONIO	ITA	SPEED UP	243.1	243.0	242.9	241.8	241.7	242.5	243.1
9 Jorge NAVARRO	SPA	SPEED UP	242.9	242.8	242.2	242.0	241.7	242.3	242.9
27 Iker LECUONA	SPA	KTM	242.2	242.0	239.2	239.0	238.7	240.2	242.2
87 Remy GARDNER	AUS	KALEX	242.0	241.7	241.4	240.9	240.5	241.3	242.0

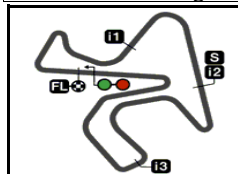
These data/results cannot be reproduced, stored and/or transmitted in whole or in part by any manner of electronic, mechanical, photocopying, recording, broadcasting or otherwise now known or herein after developed without the previous express consent by the copyright owner, except for reproduction in daily press and regular printed publications on sale to the public within 60 days of the event related to those data/results and always provided that copyright symbol appears together as follows below.

© DORNA, 2019

Official MotoGP Timing by TISSOT  
www.motogp.com



Jerez de la Frontera, Saturday, May 04, 2019



4423 m.

# GRAN PREMIO RED BULL DE ESPAÑA

## Qualifying Nr. 2

### Chronological Analysis of Performances

**22A**

\* Lap / Sector time cancelled      **T1** Time from finish line to 1st intermediate      **T3** Time from 2nd intermed. to 3rd intermed.  
**P** Crossing the finish line in pit lane      **T2** Time from 1st intermed. to 2nd intermed.      **T4** Time from 3rd intermediate to finish line

Lap	Lap Time	T1	T2	T3	T4	Speed	Lap	Lap Time	T1	T2	T3	T4	Speed
<b>1st 9 Jorge NAVARRO</b> HDR Heidrun Speed SPA							<b>5th 11 Nicolo BULEGA</b> SKY Racing Team VR ITA						
Runs=1			Total laps=9			Full laps=8	Runs=1			Total laps=9			Full laps=6
1	2'45.624	31.411	15.646	30.832	45.127	236.8	1	2'01.649	32.092	15.812	31.148	31.737	242.5
2	<b>1'41.913</b>	25.589	15.174	30.168	30.982	242.8	2	<b>1'43.975</b>	27.090	15.257	30.375	31.253	245.7
3	<b>1'41.536</b>	25.223	15.185	30.031	31.097	242.9	3	1'41.799 *	25.245	15.229	30.265	31.060 *	243.9
4	<b>1'41.182</b>	25.099	15.166	29.993	30.924	242.0	4	<b>1'46.049</b>	25.541	15.285	32.633	32.590	244.5
5	<b>1'41.698</b>	25.235	15.237	30.064	31.162	241.7	5	<b>1'42.066</b>	25.420	15.300	30.250	31.096	242.9
6	<b>1'44.150</b>	27.289	15.433	30.271	31.157	240.7	6	<b>1'47.768</b>	25.704	15.352	34.384	32.328	236.3
7	<b>1'41.895</b>	25.150	15.310	30.272	31.163	241.4	7	<b>1'42.249</b>	25.325	15.101	30.622	31.201	246.8
8	<b>1'43.449</b>	26.758	15.381	30.213	31.097	240.8	8	<b>1'41.393</b>	25.185	15.095	30.184	30.929	246.4
9	<b>1'41.822</b>	25.215	15.291	30.229	31.087	242.2	9	1'41.840 *	25.255	15.150	30.243	31.192 *	245.2
<b>2nd 73 Alex MARQUEZ</b> EG 0,0 Marc VDS SPA							<b>6th 7 Lorenzo BALDASS</b> Flexbox HP 40 ITA						
Runs=2			Total laps=8			Full laps=5	Runs=1			Total laps=9			Full laps=7
1	1'55.156	28.861	15.508	31.211	31.567	242.4	1	2'55.146	30.101	15.861	31.435	31.858	235.0
2	<b>1'42.072</b>	25.386	15.328	30.224	31.134	244.6	2	<b>1'41.967</b>	25.325	15.284	30.124	31.234	240.8
3	<b>1'41.273</b>	25.190	15.203	30.055	30.825	245.2	3	<b>1'41.822</b>	25.179	15.323	29.972	31.348	240.9
4	1'37.549 P	25.511	15.300	30.607	26.131	244.8	4	<b>1'41.675</b>	25.118	15.260	30.114	31.183	244.1
5	1'46.607	28.768	15.537	30.799	31.503	244.5	5	1'41.955 *	25.043	15.363	30.259	31.290 *	244.9
6	<b>1'42.035</b>	25.282	15.308	30.287	31.158	244.5	6	<b>1'51.957</b>	27.439	15.617	31.799	37.102	234.8
7	<b>1'41.720</b>	25.316	15.231	30.012	31.161	245.2	7	<b>1'42.295</b>	25.258	15.241	30.282	31.514	243.4
8	<b>1'41.465</b>	25.152	15.289	30.057	30.967	244.8	8	<b>1'41.450</b>	25.137	15.213	29.960	31.140	243.0
<b>3rd 40 Augusto FERNAND</b> Flexbox HP 40 SPA							<b>7th 21 Fabio DI GIANNANT</b> HDR Heidrun Speed ITA						
Runs=1			Total laps=9			Full laps=8	Runs=1			Total laps=9			Full laps=8
1	2'55.907	29.006	15.463	30.997	32.497	242.0	1	2'19.370	29.305	15.710	31.159	32.031	237.6
2	<b>1'41.611</b>	25.328	15.215	30.029	31.039	244.4	2	<b>1'42.593</b>	25.498	15.333	30.451	31.311	242.9
3	<b>1'41.323</b>	25.112	15.226	29.877	31.108	245.7	3	<b>1'41.639</b>	25.237	15.244	30.045	31.113	243.0
4	<b>1'41.427</b>	25.117	15.271	29.845	31.194	241.8	4	<b>1'41.756</b>	25.345	15.264	30.007	31.140	243.1
5	<b>1'42.168</b>	25.297	15.388	30.088	31.395	243.0	5	<b>1'47.638</b>	29.791	15.404	30.810	31.633	241.8
6	<b>1'51.367</b>	27.124	15.828	31.571	36.844	238.4	6	<b>1'41.894</b>	25.329	15.243	30.047	31.275	241.7
7	<b>1'42.444</b>	25.441	15.415	30.214	31.374	239.0	7	<b>1'56.704</b>	30.286	15.696	31.388	39.334	239.1
8	<b>1'41.982</b>	25.301	15.360	30.012	31.309	240.1	8	<b>1'41.819</b>	25.266	15.282	29.955	31.316	240.1
9	<b>1'44.511</b>	27.109	15.469	30.330	31.603	240.6	9	<b>1'41.451</b>	25.159	15.244	29.924	31.124	240.3
<b>4th 87 Remy GARDNER</b> ONEXO TKKR SAG AUS							<b>8th 12 Thomas LUTHI</b> Dynavolt Intact GP SWI						
Runs=1			Total laps=8			Full laps=7	Runs=2			Total laps=8			Full laps=5
1	2'43.619	36.159	15.833	30.968	40.601	236.5	1	1'59.530	30.684	16.051	31.001	31.718	236.6
2	<b>1'42.272</b>	25.506	15.301	30.194	31.271	240.5	2	<b>1'42.199</b>	25.295	15.258	30.378	31.268	246.1
3	<b>1'41.517</b>	25.095	15.233	30.115	31.074	241.7	3	<b>1'41.786</b>	25.224	15.254	30.029	31.279	245.5
4	<b>1'41.366</b>	25.166	15.217	30.031	30.952	242.0	4	1'42.721 P	28.604	15.625	31.734	26.758	240.2
5	<b>1'48.174</b>	25.963	16.451	30.555	35.205	240.9	5	1'46.130	28.514	15.449	30.662	31.505	242.0
6	<b>1'58.960</b>	27.505	18.704	35.613	37.138	166.9	6	<b>1'41.458</b>	25.236	15.175	29.977	31.070	244.0
7	<b>1'43.715</b>	25.378	15.316	31.622	31.399	240.1	7	<b>1'41.632</b>	25.313	15.243	29.999	31.077	243.1
8	<b>1'42.058</b>	25.462	15.257	30.204	31.135	241.4	8	<b>1'42.075</b>	25.302	15.237	30.026	31.510	243.3

**Fastest Lap:** Jorge NAVARRO HDR Heidrun Speed SPA **1'41.182** 25.099 15.166 29.993 30.924

These data/results cannot be reproduced, stored and/or transmitted in whole or in part by any manner of electronic, mechanical, photocopying, recording, broadcasting or otherwise now known or herein after developed without the previous express consent by the copyright owner, except for reproduction in daily press and regular printed publications on sale to the public within 60 days of the event related to those data/results and always provided that copyright symbol appears together as follows below.  
 © DORNA, 2019



# Qualifying Nr. 2

# Moto2

Lap	Lap Time	T1	T2	T3	T4	Speed	Lap	Lap Time	T1	T2	T3	T4	Speed
<b>9th</b>	<b>45</b>	<b>Tetsuta NAGASHIM</b> ONEXO TKKR SAG JPN					7	<b>1'41.806</b>	25.279	15.257	30.201	<b>31.069</b>	244.0
		Runs=1	Total laps=9	Full laps=7	8	<b>1'41.854</b>	25.216	15.237	30.225	31.176	243.3		
		1	2'16.854	31.562	17.919	32.252	32.006	190.3					
		2	<b>1'42.248</b>	25.417	15.273	30.301	31.257	244.4					
		3	<b>1'41.460</b>	<b>25.120</b>	15.239	<b>30.126</b>	<b>30.975</b>	<b>244.6</b>					
		4	1'48.446 *	25.09 *	16.057	35.697	31.595	230.7					
		5	<b>1'42.405</b>	25.318	15.411	30.414	31.262	243.0					
		6	<b>1'41.820</b>	25.171	<b>15.238</b>	30.203	31.208	243.4					
		7	<b>1'59.014</b>	31.342	15.561	31.363	40.748	237.5					
		8	<b>1'43.099</b>	25.857	15.424	30.691	31.127	242.0					
9	<b>1'42.158</b>	25.277	15.380	30.315	31.186	243.6							
<b>10th</b>	<b>41</b>	<b>Brad BINDER</b> Red Bull KTM Ajo RSA					1	2'17.961	29.846	15.797	31.180	34.615	236.6
		Runs=1	Total laps=9	Full laps=8	2	<b>1'41.599</b>	25.217	<b>15.264</b>	<b>30.074</b>	31.044	244.0		
		3	<b>1'45.300</b>	25.233	15.916	32.963	31.188	230.7					
		4	<b>1'41.528</b>	<b>25.205</b>	15.293	30.085	<b>30.945</b>	<b>244.8</b>					
		5	<b>1'47.840</b>	25.258	16.111	34.704	31.767	228.8					
		6	<b>1'42.006</b>	25.255	15.352	30.100	31.299	244.2					
		7	<b>1'41.782</b>	25.241	15.346	30.146	31.049	242.3					
		8	<b>1'42.148</b>	25.286	15.488	30.344	31.030	242.0					
		9	<b>1'41.878</b>	25.263	15.376	30.145	31.094	241.5					
		<b>11th</b>	<b>22</b>	<b>Sam LOWES</b> Federal Oil Gresini M GBR					1	2'11.374	29.733	16.745	33.380
Runs=1	Total laps=9			Full laps=7	2	<b>1'42.609</b>	25.418	15.361	30.291	31.539	243.7		
3	1'43.710 *			25.30 *	16.496	30.457	31.448	242.5					
4	<b>1'42.036</b>			25.252	15.394	30.110	31.280	243.8					
5	<b>1'42.252</b>			25.174	15.430	30.118	31.530	241.6					
6	<b>1'46.665</b>			27.944	15.957	30.978	31.786	229.3					
7	<b>1'41.983</b>			25.340	<b>15.331</b>	<b>29.997</b>	31.315	243.9					
8	<b>1'41.650</b>			<b>25.148</b>	15.334	30.030	<b>31.138</b>	<b>244.6</b>					
9	<b>1'55.375</b>			25.275	17.185	37.054	35.861	197.3					
<b>12th</b>	<b>97</b>			<b>Xavi VIERGE</b> EG 0,0 Marc VDS SPA					1	2'01.164	29.051	15.867	31.468
		Runs=1	Total laps=9	Full laps=7	2	<b>1'42.098</b>	25.432	15.219	30.284	31.163	246.4		
		3	<b>1'41.860</b>	<b>25.222</b>	15.160	30.256	31.222	246.6					
		4	<b>1'41.938</b>	25.346	15.212	30.098	31.282	246.3					
		5	1'50.244 *	28.73 *	16.235	33.277	31.995	229.5					
		6	<b>1'45.239</b>	25.287	<b>15.144</b>	32.374	32.434	<b>247.8</b>					
		7	<b>1'41.933</b>	25.266	15.208	30.182	31.277	246.0					
		8	<b>1'41.660</b>	25.299	15.259	<b>29.960</b>	<b>31.142</b>	246.0					
		9	<b>1'41.818</b>	25.254	15.257	30.112	31.195	244.8					
		<b>13th</b>	<b>10</b>	<b>Luca MARINI</b> SKY Racing Team VR ITA					1	2'02.346	31.944	15.701	32.728
Runs=2	Total laps=8			Full laps=5	2	<b>1'42.006</b>	25.363	<b>15.233</b>	30.200	31.210	<b>245.8</b>		
3	1'39.894 P			25.520	15.336	32.218	26.820	244.5					
4	2'04.240			34.432	15.749	41.271	32.788	236.6					
5	<b>1'42.872</b>			25.634	15.399	30.511	31.328	239.8					
6	<b>1'41.820</b>			<b>25.207</b>	15.284	<b>30.138</b>	31.191	242.8					
<b>14th</b>	<b>23</b>			<b>Marcel SCHROTTE</b> Dynavolt Intact GP GER					1	2'07.223 P	36.670	18.056	34.994
		Runs=2	Total laps=7	Full laps=4	2	1'49.932	29.455	16.621	31.398	32.458	223.4		
		3	<b>1'42.393</b>	25.424	15.327	30.336	31.306	243.0					
		4	<b>1'42.002</b>	25.314	15.306	30.069	31.313	243.6					
		5	<b>1'41.834</b>	<b>25.177</b>	<b>15.218</b>	30.310	<b>31.129</b>	<b>244.6</b>					
		6	1'41.778 *	25.27 *	15.288	<b>30.063</b>	31.148	244.3					
		7	<b>1'45.749</b>	26.854	16.368	30.690	31.837	236.1					
		<b>15th</b>	<b>5</b>	<b>Andrea LOCATELLI</b> Italtrans Racing Team ITA					1	2'46.130	30.993	15.647	30.782
Runs=1	Total laps=8			Full laps=7	2	<b>1'43.944</b>	25.649	<b>15.290</b>	30.315	32.690	243.0		
3	<b>1'41.837</b>			25.197	15.359	<b>30.087</b>	<b>31.194</b>	242.6					
4	<b>1'42.035</b>			<b>25.196</b>	15.395	30.224	31.220	242.3					
5	<b>1'49.091</b>			28.964	16.488	32.314	31.325	211.4					
6	<b>1'53.292</b>			26.386	16.255	33.339	37.312	224.8					
7	<b>1'43.665</b>			25.423	15.390	30.598	32.254	242.9					
8	<b>1'42.275</b>			25.347	15.364	30.198	31.366	<b>243.5</b>					
<b>16th</b>	<b>27</b>	<b>Iker LECUONA</b> American Racing KT SPA					1	2'00.404	31.302	16.084	31.387	31.985	235.7
		Runs=1	Total laps=9	Full laps=7	2	<b>1'42.043</b>	25.130	15.426	30.117	31.370	239.2		
		3	<b>1'42.090</b>	<b>25.089</b>	<b>15.285</b>	30.222	31.494	242.0					
		4	<b>1'43.734</b>	25.125	15.357	30.249	33.003	237.7					
		5	<b>1'48.041</b>	25.282	16.238	32.389	34.132	224.8					
		6	<b>1'42.783</b>	25.314	15.494	30.505	31.470	<b>242.2</b>					
		7	<b>1'42.126</b>	25.146	15.333	<b>30.115</b>	31.532	238.7					
		8	<b>1'41.850</b>	25.089	15.389	30.118	<b>31.254</b>	239.0					
		PIT	25.109	15.362	30.324	31.180	236.5						
<b>17th</b>	<b>24</b>	<b>Simone CORSI</b> Tasca Racing Scuderi ITA					1	1'56.553	29.699	16.149	31.747	32.416	236.5
		Runs=1	Total laps=9	Full laps=8	2	<b>1'45.564</b>	26.104	15.836	31.360	32.264	234.1		
		3	<b>1'41.935</b>	<b>25.251</b>	<b>15.223</b>	<b>30.240</b>	<b>31.221</b>	<b>244.0</b>					
		4	<b>1'48.496</b>	27.083	15.982	32.561	32.870	228.6					
		5	<b>1'43.426</b>	25.445	15.316	30.654	32.011	243.8					
		6	<b>1'44.832</b>	25.581	15.355	31.472	32.424	243.1					
		7	<b>1'45.534</b>	25.899	15.854	32.322	31.459	204.2					
		8	<b>1'43.571</b>	25.509	15.507	30.810	31.745	241.0					
		9	<b>1'44.404</b>	25.593	16.078	30.754	31.979	229.1					
<b>18th</b>	<b>33</b>	<b>Enea BASTIANINI</b> Italtrans Racing Team ITA					1	2'14.222	30.227	15.893	31.045	31.701	238.2
		Runs=2	Total laps=8	Full laps=5	2	<b>1'42.454</b>	25.515	15.357	30.312	31.270	243.5		
		3	<b>1'45.881</b>	25.354	15.266	33.781	31.480	<b>243.8</b>					
		4	<b>1'42.339</b>	<b>25.294</b>	15.351	30.301	31.393	242.4					
		5	1'39.073 P	26.679	15.482	30.680	26.232	240.7					
		6	1'47.887	29.508	15.610	30.766	32.003	239.3					
		7	<b>1'42.271</b>	25.629	15.292	<b>30.167</b>	31.183	242.5					

**Fastest Lap:** Jorge NAVARRO HDR Heidrun Speed SPA **1'41.182** 25.099 15.166 29.993 30.924

These data/results cannot be reproduced, stored and/or transmitted in whole or in part by any manner of electronic, mechanical, photocopying, recording, broadcasting or otherwise now known or herein after developed without the previous express consent by the copyright owner, except for reproduction in daily press and regular printed publications on sale to the public within 60 days of the event related to those data/results and always provided that copyright symbol appears together as follows below.  
© DORNA, 2019

# Qualifying Nr. 2

Moto2

Lap	Lap Time	T1	T2	T3	T4	Speed	Lap	Lap Time	T1	T2	T3	T4	Speed
8	1'41.958	25.354	15.255	30.173	31.176	241.1							

<b>Fastest Lap:</b>	Jorge NAVARRO	HDR Heidrun Speed	SPA	1'41.182	25.099	15.166	29.993	30.924
---------------------	---------------	-------------------	-----	----------	--------	--------	--------	--------

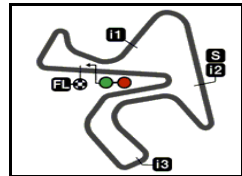
These data/results cannot be reproduced, stored and/or transmitted in whole or in part by any manner of electronic, mechanical, photocopying, recording, broadcasting or otherwise now known or herein after developed without the previous express consent by the copyright owner, except for reproduction in daily press and regular printed publications on sale to the public within 60 days of the event related to those data/results and always provided that copyright symbol appears together as follows below.  
© DORNA, 2019

Official MotoGP Timing by **TISSOT**  
www.motogp.com

Jerez de la Frontera, Saturday, May 04, 2019

Page 3 of 3






4423 m.

## GRAN PREMIO RED BULL DE ESPAÑA

## Qualifying Results

20

	Rider	Nation	Team	Motorcycle	Time	Lap	Total	Gap	Top Speed	
1	9 Jorge NAVARRO	SPA	HDR Heidrun Speed Up	SPEED UP	Q2 1'41.182	4	9		242.9	
2	73 Alex MARQUEZ	SPA	EG 0,0 Marc VDS	KALEX	Q2 1'41.273	3	8	0.091	0.091	245.2
3	40 Augusto FERNANDEZ	SPA	Flexbox HP 40	KALEX	Q2 1'41.323	3	9	0.141	0.050	245.7
4	87 Remy GARDNER	AUS	ONEXOX TKKR SAG Team	KALEX	Q2 1'41.366	4	8	0.184	0.043	242.0
5	11 Nicolo BULEGA	ITA	SKY Racing Team VR46	KALEX	Q2 1'41.393	8	9	0.211	0.027	246.8
6	7 Lorenzo BALDASSARRI	ITA	Flexbox HP 40	KALEX	Q2 1'41.450	8	9	0.268	0.057	244.9
7	21 Fabio DI GIANNANTONIC	ITA	HDR Heidrun Speed Up	SPEED UP	Q2 1'41.451	9	9	0.269	0.001	243.1
8	12 Thomas LUTHI	SWI	Dynavolt Intact GP	KALEX	Q2 1'41.458	6	8	0.276	0.007	246.1
9	45 Tetsuta NAGASHIMA	JPN	ONEXOX TKKR SAG Team	KALEX	Q2 1'41.460	3	9	0.278	0.002	244.6
10	41 Brad BINDER	RSA	Red Bull KTM Ajo	KTM	Q2 1'41.528	4	9	0.346	0.068	244.8
11	22 Sam LOWES	GBR	Federal Oil Gresini Moto2	KALEX	Q2 1'41.650	8	9	0.468	0.122	244.6
12	97 Xavi VIERGE	SPA	EG 0,0 Marc VDS	KALEX	Q2 1'41.660	8	9	0.478	0.010	247.8
13	10 Luca MARINI	ITA	SKY Racing Team VR46	KALEX	Q2 1'41.806	7	8	0.624	0.146	245.8
14	23 Marcel SCHROTTER	GER	Dynavolt Intact GP	KALEX	Q2 1'41.834	5	7	0.652	0.028	244.6
15	5 Andrea LOCATELLI	ITA	Italtrans Racing Team	KALEX	Q2 1'41.837	3	8	0.655	0.003	243.5
16	27 Iker LECUONA	SPA	American Racing KTM	KTM	Q2 1'41.850	8	8	0.668	0.013	242.2
17	24 Simone CORSI	ITA	Tasca Racing Scuderia Moto2	KALEX	Q2 1'41.935	3	9	0.753	0.085	244.0
18	33 Enea BASTIANINI	ITA	Italtrans Racing Team	KALEX	Q2 1'41.958	8	8	0.776	0.023	243.8
19	62 Stefano MANZI	ITA	MV Agusta Idealavoro Forward	MV AGUSTA	Q1 1'41.896	5	9 (*)	0.309		242.6
20	64 Bo BENDSNEYDER	NED	NTS RW Racing GP	NTS	Q1 1'41.923	9	9 (*)	0.336	0.027	241.5
21	35 Somkiat CHANTRA	THA	IDEMITSU Honda Team Asia	KALEX	Q1 1'41.932	5	9 (*)	0.345	0.009	249.1
22	88 Jorge MARTIN	SPA	Red Bull KTM Ajo	KTM	Q1 1'41.953	6	8 (*)	0.366	0.021	244.0
23	77 Dominique AEGERTER	SWI	MV Agusta Idealavoro Forward	MV AGUSTA	Q1 1'42.014	6	9 (*)	0.427	0.061	239.4
24	54 Mattia PASINI	ITA	Sama Qatar Angel Nieto Team	KTM	Q1 1'42.325	7	8 (*)	0.738	0.311	244.5
25	72 Marco BEZZECCHI	ITA	Red Bull KTM Tech 3	KTM	Q1 1'42.434	7	7 (*)	0.847	0.109	243.9
26	4 Steven ODENDAAL	RSA	NTS RW Racing GP	NTS	Q1 1'42.515	4	9 (*)	0.928	0.081	244.6
27	16 Joe ROBERTS	USA	American Racing KTM	KTM	Q1 1'42.534	6	9 (*)	0.947	0.019	240.7
28	3 Lukas TULOVIC	GER	Kiefer Racing	KTM	Q1 1'42.622	2	2 (*)	1.035	0.088	241.0
29	20 Dimas EKKY PRATAMA	INA	IDEMITSU Honda Team Asia	KALEX	Q1 1'42.756	5	9 (*)	1.169	0.134	245.1
30	65 Philipp OETTL	GER	Red Bull KTM Tech 3	KTM	Q1 1'42.817	8	9 (*)	1.230	0.061	246.3
31	18 Xavi CARDELUS	AND	Sama Qatar Angel Nieto Team	KTM	Q1 1'45.154	5	9 (*)	3.567	2.337	240.0

The results are provisional until the end of the limit for protest and appeals.

Time limit for protest expires 60' after publication of the results - Mr. .... Time: .....

These data/results cannot be reproduced, stored and/or transmitted in whole or in part by any manner of electronic, mechanical, photocopying, recording, broadcasting or otherwise now known or herein after developed without the previous express consent by the copyright owner, except for reproduction in daily press and regular printed publications on sale to the public within 60 days of the event related to those data/results and always provided that copyright symbol appears together as follows below.

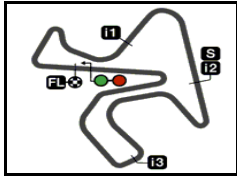
© DORNA, 2019

Official MotoGP Timing by TISSOT  
www.motogp.com

Jerez de la Frontera, Saturday, May 04, 2019








4423 m.

**GRAN PREMIO RED BULL DE ESPAÑA**

**Qualifying Results**

**20**

 <i>Rider</i>	<i>Nation Team</i>	<i>Motorcycle</i>	<i>Time Lap Total</i>	<i>Gap</i>	<i>Top Speed</i>
--	--------------------	-------------------	-----------------------	------------	------------------

\* *Gap with the fastest rider in the Q1 session.*

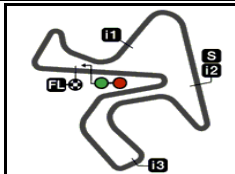
<i>Pole Position:</i>		<b>Jorge NAVARRO</b>	<b>1'41.182</b>	157.3 Km/h
<i>Q1 Best Lap:</i>	Lap 5	<b>Iker LECUONA</b>	<b>(*) 1'41.587</b>	156.7 Km/h
<i>Best Race Lap:</i>	2018	<b>Lorenzo BALDASSARRI</b>	<b>1'42.480</b>	155.3 Km/h
<i>All Time Lap Record:</i>	2019	<b>Jorge NAVARRO</b>	<b>1'41.182</b>	157.3 Km/h

The results are provisional until the end of the limit for protest and appeals.

Time limit for protest expires 60' after publication of the results - Mr. .... Time: .....

These data/results cannot be reproduced, stored and/or transmitted in whole or in part by any manner of electronic, mechanical, photocopying, recording, broadcasting or otherwise now known or herein after developed without the previous express consent by the copyright owner, except for reproduction in daily press and regular printed publications on sale to the public within 60 days of the event related to those data/results and always provided that copyright symbol appears together as follows below.

© DORNA, 2019



**GRAN PREMIO RED BULL DE ESPAÑA**  
**Provisional Starting Grid**

4423 m.

Race : 23 laps = 101.729 km

**23**



1	<b>1</b> 1'41.182 <b>9 Jorge NAVARRO</b> Speed Up	<b>2</b> 1'41.273 <b>73 Alex MARQUEZ</b> Kalex	<b>3</b> 1'41.323 <b>40 Augusto FERNANDEZ</b> Kalex
2	<b>4</b> 1'41.366 <b>87 Remy GARDNER</b> Kalex	<b>5</b> 1'41.393 <b>11 Nicolo BULEGA</b> Kalex	<b>6</b> 1'41.450 <b>7 Lorenzo BALDASSARRI</b> Kalex
3	<b>7</b> 1'41.451 <b>21 Fabio DI GIANNANTONIO</b> Speed Up	<b>8</b> 1'41.458 <b>12 Thomas LUTHI</b> Kalex	<b>9</b> 1'41.460 <b>45 Tetsuta NAGASHIMA</b> Kalex
4	<b>10</b> 1'41.528 <b>41 Brad BINDER</b> KTM	<b>11</b> 1'41.650 <b>22 Sam LOWES</b> Kalex	<b>12</b> 1'41.660 <b>97 Xavi VIERGE</b> Kalex
5	<b>13</b> 1'41.806 <b>10 Luca MARINI</b> Kalex	<b>14</b> 1'41.834 <b>23 Marcel SCHROTTER</b> Kalex	<b>15</b> 1'41.837 <b>5 Andrea LOCATELLI</b> Kalex
6	<b>16</b> 1'41.850 <b>27 Iker LECUONA</b> KTM	<b>17</b> 1'41.935 <b>24 Simone CORSI</b> Kalex	<b>18</b> 1'41.958 <b>33 Enea BASTIANINI</b> Kalex
7	<b>19</b> 1'41.896 <b>62 Stefano MANZI</b> MV Agusta	<b>20</b> 1'41.923 <b>64 Bo BENDSNEYDER</b> NTS	<b>21</b> 1'41.932 <b>35 Somkiat CHANTRA</b> Kalex
8	<b>22</b> 1'41.953 <b>88 Jorge MARTIN</b> KTM	<b>23</b> 1'42.014 <b>77 Dominique AEGERTER</b> MV Agusta	<b>24</b> 1'42.325 <b>54 Mattia PASINI</b> KTM

The results are provisional until the end of the limit for protest and appeals and until the ratification of the Event Management Committee.

Time limit for protest expires 60' at the latest after publication of the results - ..... Time: .....

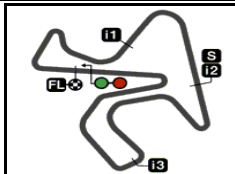
These data/results cannot be reproduced, stored and/or transmitted in whole or in part by any manner of electronic, mechanical, photocopying, recording, broadcasting or otherwise now known or herein after developed without the previous express consent by the copyright owner, except for reproduction in daily press and regular printed publications on sale to the public within 60 days of the event related to those data/results and always provided that copyright symbol appears together as follows below.

© DORNA, 2019

Official MotoGP Timing by TISSOT  
www.motogp.com







**GRAN PREMIO RED BULL DE ESPAÑA**  
**Provisional Starting Grid**

4423 m.

Race : 23 laps = 101.729 km

**23**

9	<b>25</b> 1'42.434 <b>72 Marco BEZZECCHI</b> KTM	<b>26</b> 1'42.515 <b>4 Steven ODENDAAL</b> NTS	<b>27</b> 1'42.534 <b>16 Joe ROBERTS</b> KTM
10	<b>28</b> 1'42.622 <b>3 Lukas TULOVIC</b> KTM	<b>29</b> 1'42.756 <b>20 Dimas EKKY PRATAMA</b> Kalex	<b>30</b> 1'42.817 <b>65 Philipp OETTL</b> KTM
11	<b>31</b> 1'45.154 <b>18 Xavi CARDELUS</b> KTM		

The results are provisional until the end of the limit for protest and appeals and until the ratification of the Event Management Committee.

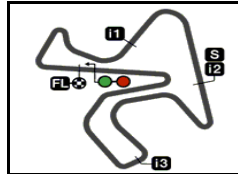
Time limit for protest expires 60' at the latest after publication of the results - ..... Time: .....

These data/results cannot be reproduced, stored and/or transmitted in whole or in part by any manner of electronic, mechanical, photocopying, recording, broadcasting or otherwise now known or herein after developed without the previous express consent by the copyright owner, except for reproduction in daily press and regular printed publications on sale to the public within 60 days of the event related to those data/results and always provided that copyright symbol appears together as follows below.

© DORNA, 2019

Official MotoGP Timing by **TISSOT**  
www.motogp.com





4423 m.

## GRAN PREMIO RED BULL DE ESPAÑA

After the **Qualifying Nr. 2**

### Event Best Maximum Speed



Rider	Nation Team	Motorcycle	Km/h	
9 <b>Jorge NAVARRO</b>	SPA HDR Heidrun Speed Up	SPEED UP	<b>251.1</b>	Free Practice Nr. 1
45 <b>Tetsuta NAGASHIMA</b>	JPN ONEXO TKKR SAG Team	KALEX	<b>250.4</b>	Free Practice Nr. 1
12 <b>Thomas LUTHI</b>	SWI Dynavolt Intact GP	KALEX	<b>249.9</b>	Free Practice Nr. 1
73 <b>Alex MARQUEZ</b>	SPA EG 0,0 Marc VDS	KALEX	<b>249.7</b>	Free Practice Nr. 1
35 <b>Somkiat CHANTRA</b>	THA IDEMITSU Honda Team Asia	KALEX	<b>249.1</b>	Qualifying Nr. 1
11 <b>Nicolo BULEGA</b>	ITA SKY Racing Team VR46	KALEX	<b>249.1</b>	Free Practice Nr. 3
87 <b>Remy GARDNER</b>	AUS ONEXO TKKR SAG Team	KALEX	<b>248.9</b>	Free Practice Nr. 1
41 <b>Brad BINDER</b>	RSA Red Bull KTM Ajo	KTM	<b>248.7</b>	Free Practice Nr. 1
97 <b>Xavi VIERGE</b>	SPA EG 0,0 Marc VDS	KALEX	<b>248.7</b>	Free Practice Nr. 1
33 <b>Enea BASTIANINI</b>	ITA Italtrans Racing Team	KALEX	<b>248.4</b>	Free Practice Nr. 1
23 <b>Marcel SCHROTTER</b>	GER Dynavolt Intact GP	KALEX	<b>248.1</b>	Free Practice Nr. 3
89 <b>Khairul Idham PAWI</b>	MAL Petronas Sprinta Racing	KALEX	<b>247.9</b>	Free Practice Nr. 1
5 <b>Andrea LOCATELLI</b>	ITA Italtrans Racing Team	KALEX	<b>247.5</b>	Free Practice Nr. 1
10 <b>Luca MARINI</b>	ITA SKY Racing Team VR46	KALEX	<b>247.1</b>	Free Practice Nr. 1
64 <b>Bo BENDSNEYDER</b>	NED NTS RW Racing GP	NTS	<b>246.9</b>	Free Practice Nr. 1
4 <b>Steven ODENDAAL</b>	RSA NTS RW Racing GP	NTS	<b>246.8</b>	Free Practice Nr. 1
72 <b>Marco BEZZECCHI</b>	ITA Red Bull KTM Tech 3	KTM	<b>246.3</b>	Free Practice Nr. 1
65 <b>Philipp OETTL</b>	GER Red Bull KTM Tech 3	KTM	<b>246.3</b>	Qualifying Nr. 1
22 <b>Sam LOWES</b>	GBR Federal Oil Gresini Moto2	KALEX	<b>246.1</b>	Free Practice Nr. 1
40 <b>Augusto FERNANDEZ</b>	SPA Flexbox HP 40	KALEX	<b>246.0</b>	Free Practice Nr. 1
62 <b>Stefano MANZI</b>	ITA MV Agusta Idealavoro Forward	MV AGUSTA	<b>245.7</b>	Free Practice Nr. 1
27 <b>Iker LECUONA</b>	SPA American Racing KTM	KTM	<b>245.4</b>	Qualifying Nr. 1
88 <b>Jorge MARTIN</b>	SPA Red Bull KTM Ajo	KTM	<b>245.3</b>	Free Practice Nr. 3
3 <b>Lukas TULOVIC</b>	GER Kiefer Racing	KTM	<b>245.2</b>	Free Practice Nr. 1
24 <b>Simone CORSI</b>	ITA Tasca Racing Scuderia Moto2	KALEX	<b>245.2</b>	Free Practice Nr. 1
20 <b>Dimas EKKY PRATAMA</b>	INA IDEMITSU Honda Team Asia	KALEX	<b>245.1</b>	Qualifying Nr. 1
21 <b>Fabio DI GIANNANTONIO</b>	ITA HDR Heidrun Speed Up	SPEED UP	<b>245.1</b>	Free Practice Nr. 3
7 <b>Lorenzo BALDASSARRI</b>	ITA Flexbox HP 40	KALEX	<b>245.0</b>	Free Practice Nr. 1
54 <b>Mattia PASINI</b>	ITA Sama Qatar Angel Nieto Team	KTM	<b>244.5</b>	Qualifying Nr. 1
77 <b>Dominique AEGERTER</b>	SWI MV Agusta Idealavoro Forward	MV AGUSTA	<b>243.7</b>	Free Practice Nr. 1
18 <b>Xavi CARDELUS</b>	AND Sama Qatar Angel Nieto Team	KTM	<b>243.5</b>	Free Practice Nr. 1
16 <b>Joe ROBERTS</b>	USA American Racing KTM	KTM	<b>242.0</b>	Free Practice Nr. 1

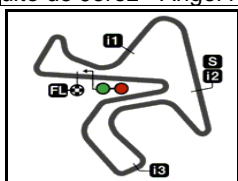
These data/results cannot be reproduced, stored and/or transmitted in whole or in part by any manner of electronic, mechanical, photocopying, recording, broadcasting or otherwise now known or herein after developed without the previous express consent by the copyright owner, except for reproduction in daily press and regular printed publications on sale to the public within 60 days of the event related to those data/results and always provided that copyright symbol appears together as follows below.

© DORNA, 2019

Official MotoGP Timing by TISSOT  
www.motogp.com

Jerez de la Frontera, Saturday, May 04, 2019





4423 m.

# GRAN PREMIO RED BULL DE ESPAÑA

## Qualifying Nr. 2

### Best Partial Times

*IT* Ideal Lap Time, sum of the best partial times

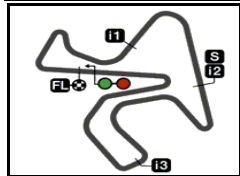
*BT* Best Lap Time

T1		T2		T3		T4				IT		BT	
Pos	Rider	Time	Rider	Time	Rider	Time	Rider	Time	Pos	Rider	IT	BT	
1	L.BALDASSARRI	25.043	N.BULEGA	15.095	A.FERNANDEZ	29.845	A.MARQUEZ	30.825	1	J.NAVARRO	1'41.182	1'41.182	(1)
2	I.LECUONA	<b>25.089</b>	X.VIERGE	<b>15.144</b>	F.DI GIANNANTO	<b>29.924</b>	J.NAVARRO	<b>30.924</b>	2	A.MARQUEZ	1'41.192	1'41.273	(2)
3	R.GARDNER	25.095	J.NAVARRO	15.166	L.BALDASSARRI	29.960	N.BULEGA	30.929	3	A.FERNANDEZ	1'41.211	1'41.323	(3)
4	J.NAVARRO	<b>25.099</b>	T.LUTHI	<b>15.175</b>	X.VIERGE	<b>29.960</b>	B.BINDER	<b>30.945</b>	4	R.GARDNER	1'41.295	1'41.366	(4)
5	A.FERNANDEZ	25.112	A.MARQUEZ	15.203	T.LUTHI	29.977	R.GARDNER	30.952	5	L.BALDASSARRI	1'41.356	1'41.450	(6)
6	T.NAGASHIMA	<b>25.120</b>	L.BALDASSARRI	<b>15.213</b>	J.NAVARRO	<b>29.993</b>	T.NAGASHIMA	<b>30.975</b>	6	N.BULEGA	1'41.393	1'41.393	(5)
7	S.LOWES	25.148	A.FERNANDEZ	15.215	S.LOWES	29.997	A.FERNANDEZ	31.039	7	F.DI GIANNANTO	1'41.439	1'41.451	(7)
8	A.MARQUEZ	<b>25.152</b>	R.GARDNER	<b>15.217</b>	A.MARQUEZ	<b>30.012</b>	L.MARINI	<b>31.069</b>	8	T.LUTHI	1'41.446	1'41.458	(8)
9	F.DI GIANNANTO	25.159	M.SCHROTTER	15.218	R.GARDNER	30.031	T.LUTHI	31.070	9	T.NAGASHIMA	1'41.459	1'41.460	(9)
10	M.SCHROTTER	<b>25.177</b>	S.CORSI	<b>15.223</b>	M.SCHROTTER	<b>30.063</b>	F.DI GIANNANTO	<b>31.113</b>	10	X.VIERGE	1'41.468	1'41.660	(12)
11	N.BULEGA	25.185	L.MARINI	15.233	B.BINDER	30.074	M.SCHROTTER	31.129	11	B.BINDER	1'41.488	1'41.528	(10)
12	A.LOCATELLI	<b>25.196</b>	T.NAGASHIMA	<b>15.238</b>	A.LOCATELLI	<b>30.087</b>	S.LOWES	<b>31.138</b>	12	M.SCHROTTER	1'41.587	1'41.834	(14)
13	B.BINDER	25.205	F.DI GIANNANTO	15.243	I.LECUONA	30.115	L.BALDASSARRI	31.140	13	S.LOWES	1'41.614	1'41.650	(11)
14	L.MARINI	<b>25.207</b>	E.BASTIANINI	<b>15.255</b>	T.NAGASHIMA	<b>30.126</b>	X.VIERGE	<b>31.142</b>	14	L.MARINI	1'41.647	1'41.806	(13)
15	X.VIERGE	25.222	B.BINDER	15.264	L.MARINI	30.138	E.BASTIANINI	31.176	15	I.LECUONA	1'41.743	1'41.850	(16)
16	T.LUTHI	<b>25.224</b>	I.LECUONA	<b>15.285</b>	E.BASTIANINI	<b>30.167</b>	A.LOCATELLI	<b>31.194</b>	16	A.LOCATELLI	1'41.767	1'41.837	(15)
17	S.CORSI	25.251	A.LOCATELLI	15.290	N.BULEGA	30.184	S.CORSI	31.221	17	E.BASTIANINI	1'41.892	1'41.958	(18)
18	E.BASTIANINI	<b>25.294</b>	S.LOWES	<b>15.331</b>	S.CORSI	<b>30.240</b>	I.LECUONA	<b>31.254</b>	18	S.CORSI	1'41.935	1'41.935	(17)

These data/results cannot be reproduced, stored and/or transmitted in whole or in part by any manner of electronic, mechanical, photocopying, recording, broadcasting or otherwise now known or herein after developed without the previous express consent by the copyright owner, except for reproduction in daily press and regular printed publications on sale to the public within 60 days of the event related to those data/results and always provided that copyright symbol appears together as follows below.  
© DORNA, 2019

Official MotoGP Timing by   
www.motogp.com






4423 m.

## GRAN PREMIO RED BULL DE ESPAÑA

### Qualifying Nr. 2

### Fastest Laps Sequence

<i>Practice Time</i>	 <i>Rider</i>	<i>Nation</i>	<i>Motorcycle</i>	<i>Time</i>	<i>Km/h</i>	<i>Rider's Lap</i>
<b>3'37.228</b>	73 <b>Alex MARQUEZ</b>	SPA	KALEX	<b>1'42.072</b>	155.9	2
<b>3'42.447</b>	27 <b>Iker LECUONA</b>	SPA	KTM	<b>1'42.043</b>	156.0	2
<b>3'44.352</b>	10 <b>Luca MARINI</b>	ITA	KALEX	<b>1'42.006</b>	156.0	2
<b>3'59.560</b>	41 <b>Brad BINDER</b>	RSA	KTM	<b>1'41.599</b>	156.7	2
<b>5'18.501</b>	73 <b>Alex MARQUEZ</b>	SPA	KALEX	<b>1'41.273</b>	157.2	3
<b>7'50.255</b>	9 <b>Jorge NAVARRO</b>	SPA	SPEED UP	<b>1'41.182</b>	157.3	4

These data/results cannot be reproduced, stored and/or transmitted in whole or in part by any manner of electronic, mechanical, photocopying, recording, broadcasting or otherwise now known or herein after developed without the previous express consent by the copyright owner, except for reproduction in daily press and regular printed publications on sale to the public within 60 days of the event related to those data/results and always provided that copyright symbol appears together as follows below.

© DORNA, 2019

Official MotoGP Timing by TISSOT  
www.motogp.com

Jerez de la Frontera, Saturday, May 04, 2019

