

MotoGP Official Test Losail

MotoGP

Losail Circuit 5.380 km

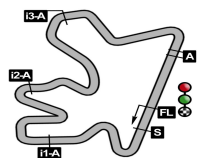
Session 2

3/15/2015 04:00 PM

Practice (7:00:00 Time) started at 16:00:00

Lap	Lap Tm	Diff	Lap	Lap Tm	Diff	Lap	Lap Tm	Diff	Lap	Lap Tm	Diff	Lap	Lap Tm	Diff
(4) Andrea DOVIZIOSO														
			26	2:09.102	+14.011	37	1:56.697	+1.593	3	1:56.839	+1.258	7	1:56.424	+0.842
			27	1:55.091		38	1:56.824	+1.720	4	1:56.326	+0.745	8	1:56.466	+0.884
1	2:06.797	+11.890	28	1:55.456	+0.365	39	1:56.538	+1.434	5	2:06.021	+10.440	9	1:58.822	+3.240
p2	7:30.557	+5:35.650	p29	15:06.876	+13:11.785	40	1:56.607	+1.503	6	1:56.470	+0.889	10	1:56.499	+0.917
3	2:05.595	+10.688	30	2:07.071	+11.980	41	1:56.625	+1.521	7	1:56.505	+0.924	p11	34:39.106	+32:43.524
4	1:55.847	+0.940	31	1:59.121	+4.030	42	1:56.466	+1.362	p8	16:21.963	+14:26.382	12	2:25.195	+29.613
5	1:55.545	+0.638	32	1:55.792	+0.701	43	1:56.675	+1.571	9	2:11.428	+15.847	13	1:58.309	+2.727
6	1:55.573	+0.666	33	1:55.780	+0.689	44	1:56.800	+1.696	10	1:56.245	+0.664	14	1:56.476	+0.894
p7	14:42.898	+12:47.991	p34	30:45.975	+28:50.884	45	1:56.339	+1.235	11	1:55.983	+0.402	15	1:56.732	+1.150
8	2:06.331	+11.424	35	2:07.665	+12.574	46	1:56.398	+1.294	p12	11:29.102	+9:33.521	16	1:56.124	+0.542
9	1:55.756	+0.849	36	1:55.602	+0.511	(99) Jorge LORENZO								
10	1:55.704	+0.797	37	2:00.379	+5.288	1	2:07.006	+11.506	14	1:57.828	+2.247	p18	35:32.433	+33:36.851
p11	25:08.947	+23:14.040	38	1:55.617	+0.526	2	1:58.373	+2.873	15	1:56.767	+1.186	19	2:14.707	+19.125
12	2:05.117	+10.210	39	2:00.220	+5.129	3	1:57.298	+1.798	p16	18:24.724	+16:29.143	20	2:00.342	+4.760
13	1:55.341	+0.434	40	1:55.773	+0.682	4	1:56.866	+1.366	17	2:08.196	+12.615	21	1:56.921	+1.339
14	1:55.554	+0.647	p41	20:47.979	+18:52.888	5	1:56.701	+1.201	18	1:56.426	+0.845	22	1:55.582	
p15	18:57.094	+17:02.187	42	2:05.960	+10.869	6	1:56.568	+1.068	19	1:56.642	+1.061	23	1:55.625	+0.043
16	2:08.041	+13.134	43	1:58.609	+3.518	p7	9:22.031	+7:26.531	p20	15:56.798	+14:01.217	p24	19:33.657	+17:38.075
17	1:55.846	+0.939	44	1:55.702	+0.611	8	2:02.569	+7.069	21	2:12.667	+17.086	25	2:24.621	+29.039
18	1:56.784	+1.877	45	1:55.791	+1.706	9	1:56.817	+1.317	22	1:56.917	+1.336	26	1:57.092	+1.510
19	1:55.778	+0.871	46	2:00.926	+5.835	10	1:57.001	+1.501	23	1:56.367	+0.786	27	2:05.040	+9.458
p20	25:32.654	+23:37.747	p47	16:04.214	+14:09.123	11	1:57.001	+1.501	24	1:56.440	+0.859	28	1:55.886	+0.304
21	2:05.465	+10.558	48	2:10.459	+15.368	12	1:56.868	+1.368	p25	17:13.975	+15:18.394	29	1:55.713	+0.131
22	1:55.876	+0.969	49	1:58.274	+3.183	p12	12:17.244	+10:21.744	26	2:08.857	+13.276	p30	32:54.293	+30:58.711
23	1:56.823	+1.916	50	1:58.929	+3.838	13	2:02.146	+6.646	27	1:56.202	+0.621	31	2:25.844	+20.262
24	1:55.800	+0.893	51	1:55.863	+0.772	14	1:55.662	+0.162	28	1:55.824	+0.243	32	1:58.410	+2.828
p25	21:12.375	+19:17.468	52	1:55.929	+0.838	15	1:55.500		29	2:03.075	+7.494	33	1:56.416	+0.834
26	2:12.877	+17.970	p53	2:37.533	+42.442	16	1:56.039	+0.539	30	1:56.199	+0.618	34	1:56.067	+0.485
27	1:56.379	+1.472	p54	3:48.577	+1:53.486	17	1:56.068	+0.568	p31	26:43.022	+24:47.441	p35	11:20.340	+9:24.758
28	1:55.587	+0.680	(29) Andrea IANNONE											
29	1:55.595	+0.688	p1	2:49.827	+54.723	18	15:22.067	+13:26.886	32	2:10.411	+14.830	36	2:22.260	+26.678
30	1:56.409	+1.502	2	2:19.027	+23.923	19	2:12.386	+16.567	33	1:56.888	+1.307	37	1:56.046	+0.464
p31	15:07.110	+13:12.203	3	2:14.009	+18.905	20	1:55.904	+0.404	34	1:56.611	+1.030	38	1:59.087	+3.505
32	2:03.938	+9.031	4	1:56.948	+1.844	21	1:56.023	+0.523	35	1:56.184	+0.603	39	1:56.415	+0.833
33	1:54.907		5	1:56.948	+1.844	22	1:55.902	+0.402	36	1:56.352	+0.771	40	1:56.138	+0.556
p34	37:17.077	+35:22.170	6	1:56.110	+1.006	23	1:56.026	+0.526	p37	19:52.667	+17:57.086	(35) Cal CRUTCHLOW		
35	2:05.581	+10.674	p5	13:54.817	+11:59.713	24	1:56.029	+0.529	38	2:13.328	+17.747	1	2:17.772	+22.148
36	1:56.315	+1.408	6	2:39.586	+44.482	25	1:56.330	+0.830	39	1:57.800	+2.219	2	2:03.081	+7.457
37	1:55.316	+0.409	7	1:56.110	+1.006	26	1:56.352	+0.852	40	1:56.736	+1.155	3	1:57.475	+1.851
p38	2:25.602	+30.695	8	1:55.878	+0.774	p27	26:41.359	+24:45.859	41	1:56.233	+0.652	4	1:56.701	+1.077
(93) Marc MARQUEZ														
1	2:15.343	+20.252	9	1:56.259	+1.155	28	2:05.344	+9.844	42	1:55.992	+0.411	5	1:56.084	+0.460
2	1:56.030	+0.939	p10	28:09.282	+26:14.178	29	1:56.821	+1.321	43	1:56.021	+0.440	p5	16:41.217	+14:45.593
p3	8:36.199	+6:41.108	11	2:03.532	+8.428	30	1:56.518	+1.018	44	1:58.422	+2.841	6	2:14.329	+18.705
4	2:08.999	+13.908	12	1:56.165	+1.061	31	1:56.692	+1.192	45	1:56.592	+1.011	7	2:00.963	+5.339
5	1:55.242	+0.151	13	1:55.868	+0.764	32	1:56.749	+1.249	46	1:56.110	+0.529	8	1:56.355	+0.731
6	1:55.676	+0.585	p14	8:31.072	+6:35.968	33	1:56.714	+1.214	p47	18:38.225	+16:42.644	9	1:56.084	+0.460
7	1:56.191	+1.100	15	2:01.971	+6.867	p34	16:50.240	+14:54.740	48	2:10.292	+14.711	p10	20:37.517	+18:41.893
p8	14:29.656	+12:34.565	16	1:55.104		35	2:03.142	+7.642	49	1:56.661	+1.080	11	2:21.124	+25.500
9	2:13.817	+18.726	17	1:55.218	+0.114	36	1:55.912	+0.412	50	1:55.581		12	1:59.849	+4.225
10	1:59.579	+4.488	p18	19:00.971	+17:05.867	37	1:55.702	+0.202	51	1:55.886	+0.305	13	1:56.507	+0.883
11	1:57.468	+2.377	19	2:13.240	+18.136	38	1:55.826	+0.326	52	1:55.815	+0.234	14	1:56.732	+1.108
12	1:55.975	+0.884	20	1:55.313	+0.209	p39	14:33.920	+12:38.420	53	1:55.939	+0.358	p15	13:44.303	+11:48.679
13	1:55.717	+0.626	21	1:57.960	+2.856	40	2:03.646	+8.146	54	1:55.864	+0.283	16	2:23.646	+28.022
p14	24:01.151	+22:06.060	22	1:55.307	+0.203	41	1:55.764	+0.264	55	1:56.059	+0.478	17	1:56.434	+0.810
15	2:09.351	+14.260	23	1:55.610	+0.506	42	1:55.999	+0.499	p56	14:02.517	+12:06.936	p18	3:08.706	+1:13.082
16	1:55.896	+0.805	24	1:55.830	+0.726	p43	13:05.827	+11:10.327	57	2:09.796	+14.215	19	2:09.324	+13.700
17	1:55.810	+0.719	p25	27:14.920	+25:19.816	44	2:02.742	+7.242	58	1:56.563	+0.982	20	2:03.622	+7.998
18	1:55.922	+0.831	26	2:13.182	+18.078	45	1:56.820	+1.320	59	1:56.562	+0.981	p21	21:54.347	+19:58.723
p19	21:25.496	+19:30.405	27	1:56.430	+1.326	46	1:56.514	+1.014	60	1:56.538	+0.957	22	2:16.688	+21.064
20	2:10.434	+15.343	28	1:55.832	+0.728	47	1:56.323	+0.823	p61	3:03.165	+1:07.584	23	1:59.770	+4.146
21	1:55.903	+0.812	p29	16:42.686	+14:47.582	p48	15:53.551	+13:58.051	(26) Dani PEDROSA					
22	1:55.826	+0.735	30	2:11.377	+16.273	49	2:03.122	+7.622	1	2:17.806	+22.224	25	2:11.215	+15.591
23	1:56.637	+1.546	31	1:56.618	+1.514	50	1:55.866	+0.366	2	2:01.145	+5.563	26	2:00.256	+4.632
24	1:56.012	+0.921	p32	14:09.307	+12:14.203	51	1:56.131	+0.631	3	1:56.799	+1.217	27	1:55.713	+0.089
p25	16:45.003	+14:49.912	34	2:05.048	+9.944	(46) Valentino ROSSI								
			35	1:55.592	+0.488	1	2:14.722	+19.141	4	1:55.606	+0.024	p29	44:25.097	+42:29.473
			36	1:55.884	+0.780	2	1:57.820	+2.239	p5	14:12.515	+12:16.933	30	2:18.391	+22.767
									6	2:11.779	+16.197	31	2:00.535	+4.911

Orbits



MotoGP Official Test Losail

MotoGP

Losail Circuit 5.380 km

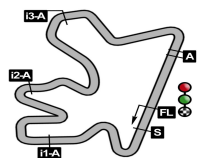
Session 2

3/15/2015 04:00 PM

Practice (7:00:00 Time) started at 16:00:00

Lap	Lap Tm	Diff	Lap	Lap Tm	Diff	Lap	Lap Tm	Diff	Lap	Lap Tm	Diff	Lap	Lap Tm	Diff
32	1:57.307	+1.683	4	1:57.337	+1.679	23	2:06.804	+11.039	p12	14:46.932	+12:51.137	p44	24:59.841	+23:04.038
p33	12:50.453	+10:54.829	5	1:56.808	+1.150	24	1:56.524	+0.759	13	2:06.922	+11.127	45	2:09.792	+13.989
34	2:09.343	+13.719	6	1:56.673	+1.015	25	1:55.984	+0.219	14	1:56.893	+1.098	46	1:56.754	+0.951
35	1:57.792	+2.168	p7	16:11.903	+14:16.245	p26	6:43.956	+4:48.191	15	2:00.217	+4.422	47	1:56.657	+0.854
36	1:57.198	+1.574	8	2:03.476	+7.818	27	2:12.561	+16.796	p16	9:54.944	+7:59.149	p48	8:56.124	+7:00.321
p37	11:46.502	+9:50.878	9	1:57.281	+1.623	28	2:10.613	+14.848	17	2:05.263	+9.468	49	2:07.381	+11.578
38	2:08.375	+12.751	10	1:56.453	+0.795	29	1:56.990	+1.225	18	1:55.849	+0.054	50	1:55.803	
39	1:59.196	+3.572	11	1:56.754	+1.096	30	1:56.695	+0.930	19	1:56.076	+0.281	51	1:56.028	+0.225
40	1:55.624		p12	14:21.470	+12:25.812	p31	4:13.736	+2:17.971	p20	19:35.959	+17:40.164	52	2:02.773	+6.970
p41	2:30.574	+34.950	13	2:05.172	+9.514	32	2:09.957	+14.192	21	2:03.355	+7.560	53	1:56.552	+0.749
p42	2:47.760	+52.136	14	1:56.191	+0.533	33	1:57.944	+2.179	22	1:55.795		p54	21:28.825	+19:33.022
			15	1:55.984	+0.326	34	1:57.076	+1.311	23	1:55.857	+0.062	55	2:07.633	+11.830
(38) Bradley SMITH			16	1:56.053	+0.395	p35	5:09.773	+3:14.008	p24	15:52.859	+13:57.064	56	1:57.270	+1.467
1	2:10.469	+14.821	17	1:56.001	+0.343	36	2:19.538	+23.773	25	2:05.711	+9.916	57	1:56.799	+0.996
2	1:58.946	+3.298	p18	16:07.608	+14:11.950	37	1:58.463	+2.698	26	1:57.697	+1.902	p58	2:47.344	+51.541
3	1:58.082	+2.434	19	2:05.606	+9.948	38	1:55.765		p27	43:54.746	+41:58.951	59	2:03.209	+7.406
4	1:57.331	+1.683	20	1:56.201	+0.543	39	1:56.116	+0.351	28	2:05.283	+9.488	p60	2:45.332	+49.529
5	2:03.323	+7.675	21	2:06.586	+10.928	p40	9:49.517	+7:53.752	p29	31:13.887	+29:18.092			
6	1:57.183	+1.535	22	1:56.105	+0.447	p41	2:49.473	+53.708	30	2:03.712	+7.917	(25) Maverick VINALES		
7	1:57.198	+1.550	23	1:56.096	+0.438	(68) Yonny HERNANDEZ			31	1:56.656	+0.861	1	2:08.782	+12.972
8	1:56.820	+1.172	24	1:55.892	+0.234	1	2:06.781	+11.009	32	1:56.915	+1.120	2	1:58.304	+2.494
p9	11:49.568	+9:53.290	p25	19:43.861	+17:48.203	2	1:56.234	+0.462	33	1:57.046	+1.251	3	1:57.191	+1.381
10	2:11.758	+16.110	26	2:14.482	+18.824	3	1:56.136	+0.364	(45) Scott REDDING			4	1:57.299	+1.489
11	1:57.301	+1.653	27	1:56.092	+0.434	4	2:03.249	+7.477	1	2:08.512	+12.709	5	1:57.309	+1.499
12	1:56.096	+0.448	28	1:55.749	+0.091	5	1:56.197	+0.425	2	1:58.032	+2.229	p6	15:33.851	+13:38.041
13	1:55.648		29	1:55.658		6	1:56.527	+0.755	3	1:57.005	+1.202	7	2:05.734	+9.924
p14	15:14.441	+13:18.793	30	2:00.798	+5.140	7	2:03.439	+18:38.767	4	1:57.433	+1.630	8	1:57.162	+1.352
15	2:08.563	+12.915	31	1:55.866	+0.208	p8	20:34.539	+18:38.767	5	1:57.433	+1.630	9	1:56.747	+0.937
16	1:57.455	+1.807	p32	18:07.482	+16:11.824	8	2:09.043	+13.271	p5	9:22.978	+7:27.175	10	1:56.711	+0.901
17	1:56.313	+0.665	33	2:08.916	+13.258	9	1:57.226	+1.454	6	2:06.096	+0.293	p11	12:36.062	+10:40.252
18	1:56.251	+0.603	34	1:56.075	+0.417	p10	17:13.621	+15:17.849	7	1:56.514	+10.711	12	2:09.513	+13.703
19	1:56.081	+0.433	35	1:56.273	+0.615	11	2:06.562	+10.790	8	1:56.473	+0.670	13	1:57.132	+1.322
p20	13:18.834	+11:23.186	36	1:56.333	+0.675	12	1:56.138	+0.366	9	1:56.749	+0.946	14	1:56.885	+1.075
21	2:07.369	+11.721	p37	31:17.946	+29:22.288	13	1:55.772		p10	22:18.793	+20:22.990	p15	39:38.700	+37:42.890
22	1:57.442	+1.794	38	2:04.155	+8.497	p14	39:39.993	+37:44.221	11	2:15.162	+19.359	16	2:10.305	+14.495
23	1:56.383	+0.735	39	1:56.384	+0.726	15	2:07.270	+11.498	12	1:57.739	+1.936	17	1:57.583	+1.773
24	1:56.290	+0.642	40	1:56.149	+0.491	16	1:56.140	+0.368	13	1:56.825	+1.022	p18	16:29.124	+14:33.314
25	1:56.503	+0.855	41	1:56.197	+0.539	17	1:55.794	+0.022	14	1:57.051	+1.248	19	2:10.239	+14.429
p26	28:06.091	+26:10.443	42	2:01.238	+5.580	18	1:55.806	+0.034	15	1:59.750	+3.947	20	1:56.468	+0.658
27	2:08.225	+12.577	43	1:55.931	+0.273	19	1:56.120	+0.348	16	1:57.013	+1.210	21	1:56.605	+0.795
28	1:57.832	+2.184	44	1:56.101	+0.443	20	1:56.705	+0.933	p17	29:21.744	+27:25.941	22	1:56.380	+0.570
29	1:57.411	+1.763	p45	20:21.958	+18:26.300	21	1:57.128	+1.356	18	2:07.007	+11.204	p23	10:42.964	+8:47.154
30	1:56.914	+1.266	p46	2:43.777	+48.119	22	1:56.749	+0.977	19	1:57.336	+1.533	24	2:03.871	+8.061
p31	13:07.587	+11:11.939				23	1:57.163	+1.391	20	1:57.221	+1.418	25	1:56.022	+0.212
32	2:09.362	+13.714	(17) Karel ABRAHAM			24	1:56.724	+0.952	21	1:57.631	+1.828	p26	10:45.023	+8:49.213
33	1:56.480	+0.832	1	2:16.137	+20.372	p25	29:52.288	+27:56.516	p22	18:59.034	+17:03.231	27	2:07.181	+11.371
34	1:56.304	+0.656	2	1:59.726	+3.961	26	2:06.685	+10.913	23	2:06.018	+10.215	28	1:56.377	+0.567
35	1:56.833	+1.185	3	1:58.253	+2.488	27	1:56.894	+1.122	24	1:57.804	+2.001	p29	9:23.793	+7:27.983
p36	20:44.736	+18:49.088	p4	12:48.985	+10:53.220	28	1:56.707	+0.935	25	1:57.652	+1.849	30	2:08.400	+12.590
37	2:06.243	+10.595	5	2:12.727	+16.962	29	1:56.763	+0.991	26	1:57.409	+1.606	31	1:55.810	
38	1:56.470	+0.822	6	1:57.699	+1.934	p30	28:00.501	+26:04.729	p27	17:09.844	+15:14.041	32	1:55.950	+0.140
39	1:56.353	+0.705	7	1:58.058	+2.293	31	2:08.886	+13.114	28	2:07.021	+11.218	p33	28:01.352	+26:05.542
40	1:56.035	+0.387	8	1:57.055	+1.290	32	1:58.643	+2.871	29	1:56.300	+0.497	p34	15:32.639	+13:36.829
41	1:59.945	+4.297	p9	15:16.479	+13:20.714	33	1:56.403	+0.631	30	1:56.327	+0.524	35	2:05.975	+10.165
42	1:57.436	+1.788	10	2:28.046	+32.281	(41) Aleix ESPARGARO			31	1:56.534	+0.731	36	1:56.016	+0.206
43	1:56.381	+0.733	11	1:57.159	+1.394	1	2:11.759	+15.964	32	1:56.503	+0.700	p37	9:45.797	+7:49.987
44	1:56.127	+0.479	12	2:05.136	+9.371	2	2:11.759	+15.964	33	1:57.293	+1.490	38	2:15.937	+20.127
p45	29:04.782	+27:09.134	13	1:56.668	+0.903	3	1:58.704	+2.909	34	1:57.200	+1.397	39	1:58.919	+3.109
46	2:04.234	+8.586	p14	20:36.465	+18:40.700	4	1:57.860	+2.065	35	1:57.403	+1.600	40	1:56.368	+0.558
47	1:57.162	+1.514	15	2:06.804	+11.039	p4	9:59.621	+8:03.826	36	1:57.400	+1.597	41	1:59.798	+3.988
48	1:56.244	+0.596	16	1:56.314	+0.549	5	2:05.153	+9.358	37	1:57.416	+1.613	p42	9:24.254	+7:28.444
49	1:56.121	+0.473	p17	2:25.457	+29.692	6	1:56.596	+0.801	38	1:57.219	+1.416			
			18	2:04.835	+9.070	7	1:56.026	+0.231	39	1:57.336	+1.533	(8) Hector BARBERA		
(44) Pol ESPARGARO			19	1:59.439	+3.674	p8	13:55.848	+12:00.053	40	1:57.493	+1.690	1	2:10.886	+14.828
1	2:07.107	+11.449	20	1:56.392	+0.627	9	2:02.399	+6.604	41	1:57.239	+1.436	p2	46:27.444	+44:31.386
2	2:03.733	+8.075	p21	19:41.776	+17:46.011	10	1:56.843	+1.048	42	2:09.435	+13.632	p3	8:00.763	+6:04.705
3	1:57.649	+1.991	22	2:08.333	+12.568	11	1:56.778	+0.983	43	1:57.123	+1.320	4	2:07.297	+11.239

Orbits



MotoGP Official Test Losail

MotoGP

Losail Circuit 5.380 km

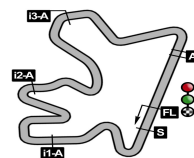
Session 2

3/15/2015 04:00 PM

Practice (7:00:00 Time) started at 16:00:00

Lap	Lap Tm	Diff	Lap	Lap Tm	Diff	Lap	Lap Tm	Diff	Lap	Lap Tm	Diff	Lap	Lap Tm	Diff
5	1:57.566	+1.508	p20	31:37.130	+29:41.026	41	1:56.872	+0.613	53	2:06.167	+9.825	11	2:18.825	+22.067
p6	25:28.736	+23:32.678	21	2:07.543	+11.439	42	1:57.317	+1.058	54	1:56.965	+0.623	12	1:59.888	+3.130
7	2:10.979	+14.921	22	1:58.080	+1.976	43	1:57.688	+1.429				13	1:57.186	+0.428
8	1:58.667	+2.609	23	1:56.823	+0.719	44	1:57.784	+1.525	(51) Michele PIRRO			14	1:57.476	+0.718
9	1:56.507	+0.449	p24	12:36.729	+10:40.625	45	1:57.614	+1.355	1	2:16.765	+20.289	p15	23:59.822	+22:03.064
10	1:56.552	+0.494	25	2:06.048	+9.944	46	1:57.886	+1.627	2	1:59.118	+2.642	16	2:16.064	+19.306
p11	17:01.929	+15:05.871	26	1:58.849	+2.745	47	1:57.948	+1.689	3	1:58.286	+1.810	17	1:58.504	+1.746
12	2:05.692	+9.634	27	1:57.979	+1.875	48	1:58.160	+1.901	4	1:57.585	+1.109	18	1:58.629	+1.871
13	1:56.682	+0.624	p28	20:30.572	+18:34.468	49	1:58.310	+2.051	5	1:58.541	+2.065	19	1:57.365	+0.607
14	1:56.923	+0.865	29	2:10.112	+14.008	50	1:58.702	+2.443	p6	57:11.465	+55:14.989	p20	13:22.100	+11:25.342
p15	14:51.142	+12:55.084	30	1:58.213	+2.109	51	1:59.028	+2.769	7	2:11.041	+14.565	21	2:22.370	+25.612
16	2:18.822	+22.764	31	1:57.509	+1.405	52	1:59.082	+2.823	8	1:58.400	+1.924	22	1:58.076	+1.318
17	1:57.972	+1.914	32	1:57.282	+1.178	53	1:59.527	+3.268	9	1:58.574	+2.098	23	1:57.924	+1.166
18	2:05.065	+9.007	p33	22:44.719	+20:48.615				10	1:57.578	+1.102	24	1:58.550	+1.792
19	1:56.451	+0.393	34	2:08.508	+12.404	(50) Eugene LAVERTY			11	1:58.028	+1.552	25	1:57.868	+1.110
20	1:56.058		35	1:57.711	+1.607	1	2:20.002	+23.660	p12	24:27.175	+22:30.699	26	1:57.565	+0.807
p21	15:35.905	+13:39.847	36	1:59.395	+3.291	2	2:02.041	+5.699	13	2:17.001	+20.525	p27	29:25.026	+27:28.268
22	2:24.909	+28.851	37	1:57.171	+1.067	3	1:58.949	+2.607	14	2:12.544	+16.068	28	2:20.456	+23.698
23	2:01.995	+5.937	p38	8:36.331	+6:40.227	4	1:57.917	+1.575	15	1:56.716	+0.240	29	1:57.277	+0.519
p24	15:21.254	+13:25.196	39	2:00.866	+4.762	5	1:57.765	+1.423	16	1:57.701	+1.225	30	1:56.860	+0.102
25	2:10.890	+14.832	40	1:56.104		p6	13:17.729	+11:21.387	p17	47:20.258	+45:23.782	31	2:09.703	+12.945
26	2:20.546	+24.488	41	1:56.251	+0.147	7	2:17.804	+21.462	18	2:14.168	+17.692	32	2:09.116	+12.358
27	1:57.077	+1.019	p42	22:23.072	+20:26.968	8	1:58.024	+1.682	19	1:57.873	+1.397	33	1:57.144	+0.386
28	1:58.983	+2.925	p43	8:45.409	+6:49.305	9	1:57.145	+0.803	p20	1:38:44.800	-1:36:48.324	34	1:57.009	+0.251
29	1:57.720	+1.662	p44	12:28.713	+10:32.609	10	1:57.405	+1.063	21	2:12.025	+15.549	p35	31:54.943	+29:58.185
30	2:04.531	+8.473				11	1:57.464	+1.122	22	1:58.767	+2.291	36	2:15.865	+19.107
31	2:00.368	+4.310	(63) Mike DI MEGLIO			p12	18:59.105	+17:02.763	23	1:59.756	+3.280	37	1:57.722	+0.964
p32	16:01.391	+14:05.333	1	2:09.955	+13.696	13	2:26.440	+30.098	24	1:57.880	+1.404	38	1:57.544	+0.786
33	2:03.188	+7.130	2	1:59.817	+3.558	14	1:58.134	+1.792	25	1:58.093	+1.617	39	1:57.480	+0.722
34	1:56.345	+0.287	p3	26:42.769	+24:46.510	15	1:57.668	+1.326	p26	44:56.644	+43:00.168	p40	17:21.611	+15:24.853
35	1:56.663	+0.605	4	2:15.524	+19.265	16	1:57.645	+1.303	27	2:18.619	+22.143	41	2:15.816	+19.058
36	1:56.065	+0.007	5	1:58.473	+2.214	p17	26:58.672	+25:02.330	28	1:56.833	+0.357	42	1:56.845	+0.087
p37	21:13.747	+19:17.689	p6	33:57.732	+32:01.473	18	2:17.692	+21.350	29	2:01.589	+5.113	43	1:59.051	+2.293
38	2:08.609	+12.551	7	2:07.711	+11.452	19	1:58.357	+2.015	30	1:56.476		44	1:57.743	+0.985
39	1:56.075	+0.017	8	1:58.136	+1.877	20	1:57.400	+1.058	31	1:59.170	+2.694	p45	10:59.045	+9:02.287
40	1:57.221	+1.163	9	1:57.680	+1.421	21	1:57.471	+1.129	32	1:58.720	+2.244	46	2:08.491	+11.733
p41	21:01.241	+19:05.183	10	1:57.603	+1.344	p22	10:54.211	+8:57.869				47	1:56.758	
42	2:04.213	+8.155	11	1:57.576	+1.317	23	2:14.665	+18.323	(6) Stefan BRADL			48	1:56.969	+0.211
43	1:56.916	+0.858	p12	12:31.891	+10:35.632	24	1:56.772	+0.430	1	2:10.328	+13.604	p49	2:29.426	+32.668
44	1:57.158	+1.100	13	2:19.216	+22.957	25	1:56.342		2	1:58.097	+1.373	p50	2:51.783	+55.025
45	1:57.220	+1.162	14	1:56.971	+0.712	26	1:56.615	+0.273	3	1:56.751	+0.027			
46	1:57.019	+0.961	15	1:56.514	+0.255	p27	24:53.105	+22:56.763	4	1:56.724		(9) Danilo PETRUCCI		
p47	13:23.397	+11:27.339	16	1:56.744	+0.485	28	2:25.896	+29.554	p5	13:59.027	+12:02.303	1	2:11.989	+15.227
48	2:04.211	+8.153	17	1:56.693	+0.434	29	2:02.051	+5.709	6	2:07.957	+11.233	2	1:58.565	+1.803
49	1:57.516	+1.458	18	1:56.589	+0.330	30	1:56.592	+0.250	7	1:57.272	+0.548	3	1:57.541	+0.779
50	1:57.073	+1.015	p19	22:29.853	+20:33.594	31	1:56.853	+0.511	8	1:57.134	+0.410	4	1:57.889	+1.127
			20	2:11.062	+14.803	p32	15:18.523	+13:22.181	9	1:57.069	+0.345	5	1:58.080	+1.318
(69) Nicky HAYDEN			21	1:57.552	+1.293	33	2:27.051	+30.709	10	1:57.610	+0.886	6	1:57.846	+1.084
1	2:08.719	+12.615	22	1:56.983	+0.724	34	1:59.157	+2.815	p11	20:10.700	+18:13.976	p7	21:28.169	+19:31.407
2	1:58.998	+2.894	23	1:57.240	+0.981	35	1:56.963	+0.621	12	2:05.810	+9.086	8	2:05.977	+9.215
3	1:58.351	+2.247	24	1:57.145	+0.886	36	1:57.431	+1.089	13	1:57.710	+0.986	9	1:56.762	
4	1:57.884	+1.780	p25	25:36.409	+23:40.150	37	1:57.526	+1.184	14	1:57.257	+0.533	10	1:57.290	+0.528
p5	11:00.817	+9:04.713	26	2:12.774	+16.515	p38	21:48.431	+19:52.089	15	1:57.505	+0.781	11	2:02.054	+5.292
6	2:06.521	+10.417	27	1:56.462	+0.203	39	2:22.878	+26.536	16	1:57.521	+0.797	p12	21:38.251	+19:41.489
7	1:58.559	+2.455	28	1:56.617	+0.358	40	1:57.544	+1.202	p17	14:28.445	+12:31.721	13	2:08.681	+11.919
p8	16:00.281	+14:04.177	29	1:56.393	+0.134	41	1:56.900	+0.558				14	1:57.243	+0.481
9	2:06.659	+10.555	30	3:00.960	+1:04.701	42	1:57.289	+0.947	(43) Jack MILLER			15	1:57.728	+0.966
10	1:59.078	+2.974	p31	23:50.134	+21:53.875	p43	19:37.015	+17:40.673	1	2:13.425	+16.667	16	1:57.916	+1.154
11	1:58.410	+2.306	32	2:13.157	+16.898	44	2:26.950	+30.608	2	1:58.880	+2.122	17	1:57.896	+1.134
p12	14:01.070	+12:04.966	33	1:57.441	+1.182	45	1:57.196	+0.854	3	1:58.747	+1.989	p18	30:11.611	+28:14.849
13	2:14.244	+18.140	34	2:03.959	+7.700	46	1:57.603	+1.261	4	1:59.015	+2.257	19	2:07.638	+10.876
14	1:57.058	+0.954	35	1:57.506	+1.247	47	2:03.907	+7.565	p5	14:17.436	+12:20.678	20	1:57.085	+0.323
15	1:57.002	+0.898	36	1:57.461	+1.202	48	1:57.179	+0.837	6	2:25.440	+28.682	21	1:57.453	+0.691
p16	15:49.223	+13:53.119	p37	21:23.422	+19:27.163	p49	15:28.504	+13:32.162	7	1:57.682	+0.924	22	1:57.621	+0.859
17	2:04.317	+8.213	38	2:15.385	+19.126	50	2:15.639	+19.297	8	2:02.009	+5.251	23	2:09.140	+12.378
18	1:56.183	+0.079	39	1:56.322	+0.063	51	1:56.671	+0.329	9	1:57.627	+0.869	24	1:57.728	+0.966
19	1:56.690	+0.586	40	1:56.259		52	1:56.661	+0.319	p10	12:54.548	+10:57.790	p25	25:29.059	+23:32.297

Orbits



MotoGP Official Test Losail

MotoGP

Losail Circuit 5.380 km

Session 2

3/15/2015 04:00 PM

Practice (7:00:00 Time) started at 16:00:00

Lap	Lap Tm	Diff	Lap	Lap Tm	Diff	Lap	Lap Tm	Diff	Lap	Lap Tm	Diff	Lap	Lap Tm	Diff
26	2:05.152	+8.390	17	1:58.299	+1.026	p36	19:18.968	+17:21.578						
27	1:57.507	+0.745	18	1:58.555	+1.282	37	2:29.142	+31.752						
28	1:57.830	+1.068	19	1:58.700	+1.427	38	2:00.121	+2.731						
p29	20:17.545	+18:20.783	20	1:58.297	+1.024	39	1:58.055	+0.665						
30	2:06.957	+10.195	21	1:58.716	+1.443	40	1:58.058	+0.668						
31	2:01.720	+4.958	p22	21:14.652	+19:17.379	41	2:11.068	+13.678						
32	1:57.373	+0.611	23	2:05.204	+7.931	p42	16:49.717	+14:52.327						
			24	1:59.026	+1.753	43	2:07.005	+9.615						
(76) Loris BAZ			25	1:58.283	+1.010	44	2:01.249	+3.859						
1	2:15.262	+18.326	26	1:58.888	+1.615	45	1:58.615	+1.225						
2	1:59.177	+2.241	27	1:59.155	+1.882									
3	1:58.910	+1.974	p28	21:39.255	+19:41.982	(33) Marco MELANDRI								
4	1:58.178	+1.242	29	2:05.836	+8.563	1	2:13.050	+15.068						
p5	14:42.180	+12:45.244	30	1:58.729	+1.456	2	2:03.030	+5.048						
6	2:13.375	+16.439	31	1:58.546	+1.273	3	1:59.842	+1.860						
7	1:57.753	+0.817	32	1:59.952	+2.679	4	1:59.510	+1.528						
8	1:56.936		33	1:58.516	+1.243	p5	24:19.338	+22:21.356						
p9	20:21.488	+18:24.552	p34	20:26.602	+18:29.329	6	2:09.985	+12.003						
10	2:11.098	+14.162	35	2:03.432	+6.159	7	2:03.042	+5.060						
11	1:57.669	+0.733	36	1:57.273		8	2:00.468	+2.486						
12	1:57.467	+0.531	37	1:57.710	+0.437	9	1:59.415	+1.433						
p13	12:01.561	+10:04.625	38	1:57.951	+0.678	p10	33:15.262	+31:17.280						
14	2:10.376	+13.440	p39	26:55.470	+24:58.197	11	2:10.879	+12.897						
15	1:57.674	+0.738	40	2:03.389	+6.116	12	1:58.628	+0.646						
16	2:00.001	+3.065	41	1:57.761	+0.488	13	2:07.354	+9.372						
17	1:58.116	+1.180	42	1:57.954	+0.681	14	1:57.982							
18	2:09.647	+12.711	43	1:58.327	+1.054	p15	49:21.874	+47:23.892						
19	1:57.783	+0.847	44	1:58.523	+1.250	16	2:13.299	+15.317						
p20	1:09:47.321	+1:07:50.385	p45	21:34.337	+19:37.064	17	2:01.351	+3.369						
21	2:13.772	+16.836	p46	2:47.552	+50.279	18	1:59.415	+1.433						
22	1:58.033	+1.097	(15) Alex DE ANGELIS			19	1:58.809	+0.827						
23	1:57.511	+0.575	1	2:06.636	+9.246	p20	40:38.796	+38:40.814						
24	1:59.016	+2.080	2	1:58.546	+1.156	21	2:19.905	+21.923						
25	1:58.212	+1.276	3	1:58.133	+0.743	22	2:02.089	+4.107						
26	1:58.556	+1.620	4	1:58.381	+12:05.991	23	1:59.706	+1.724						
27	1:58.488	+1.552	p4	2:11.288	+13.898									
28	1:59.277	+2.341	5	2:04.822	+7.432									
29	1:58.679	+1.743	6	1:57.953	+0.563									
30	1:58.961	+2.025	7	1:57.939	+0.549									
31	1:59.100	+2.164	8	2:06.283	+8.893									
32	1:59.130	+2.194	9	1:57.663	+0.273									
33	1:58.893	+1.957	10	1:57.921	+0.531									
34	1:58.713	+1.777	11	20:14.489	+18:17.099									
35	1:59.020	+2.084	12	2:09.083	+11.693									
36	1:59.239	+2.303	13	2:03.002	+5.612									
37	1:58.987	+2.051	14	1:57.766	+0.376									
38	1:58.866	+1.930	15	1:57.766	+0.376									
39	1:58.968	+2.032	16	50:34.591	+48:37.201									
40	1:59.082	+2.146	p17	2:08.111	+10.721									
			18	2:00.122	+2.732									
(19) Alvaro BAUTISTA			19	1:59.832	+2.442									
1	2:09.452	+12.179	20	1:58.421	+1.031									
2	1:57.489	+0.216	p21	21:27.048	+19:29.658									
3	1:58.048	+0.775	22	2:11.535	+14.145									
4	1:57.864	+0.591	23	1:57.898	+0.508									
p5	21:47.595	+19:50.322	24	1:57.390										
6	2:04.224	+6.951	25	1:57.582	+0.192									
7	1:58.104	+0.831	26	2:11.296	+13.906									
8	1:58.477	+1.204	27	26:47.233	+24:49.843									
9	1:58.710	+1.437	p28	2:13.420	+16.030									
p10	26:29.252	+24:31.979	29	2:00.582	+3.192									
11	2:05.943	+8.670	30	1:58.508	+1.118									
12	1:58.582	+1.309	31	1:57.661	+0.271									
13	1:58.546	+1.273	32	1:58.367	+0.977									
14	2:20.539	+23.266	33	1:58.186	+0.796									
p15	24:11.186	+22:13.913	34	1:58.351	+0.961									
16	2:05.771	+8.498	35											

Orbits