


5078 m.

GRAN PREMIO IVECO DE ARAGÓN

Qualifying Practice

Classification

10

	Rider	Nation	Team	Motorcycle	Time	Lap	Total	Gap	Top Speed
1	3 Simone CORSI	ITA	Came IodaRacing Project	FTR	1'54.343	19	19		278.3
2	40 PoI ESPARGARO	SPA	Pons 40 HP Tuenti	KALEX	1'54.534	19	19	0.191 0.191	280.9
3	29 Andrea IANNONE	ITA	Speed Master	SPEED UP	1'54.618	17	18	0.275 0.084	280.5
4	71 Claudio CORTI	ITA	Italtrans Racing Team	KALEX	1'54.712	14	19	0.369 0.094	275.7
5	81 Jordi TORRES	SPA	Mapfre Aspar Team Moto2	SUTER	1'54.787	12	16	0.444 0.075	277.8
6	18 Nicolas TEROL	SPA	Mapfre Aspar Team Moto2	SUTER	1'54.828	18	18	0.485 0.041	278.6
7	93 Marc MARQUEZ	SPA	Team CatalunyaCaixa Repsol	SUTER	1'54.877	12	17	0.534 0.049	280.8
8	38 Bradley SMITH	GBR	Tech 3 Racing	TECH 3	1'54.899	20	20	0.556 0.022	274.5
9	45 Scott REDDING	GBR	Marc VDS Racing Team	KALEX	1'54.925	17	18	0.582 0.026	275.3
10	5 Johann ZARCO	FRA	JIR Moto2	MOTOBI	1'54.993	18	18	0.650 0.068	274.2
11	80 Esteve RABAT	SPA	Pons 40 HP Tuenti	KALEX	1'55.074	12	18	0.731 0.081	281.2
12	36 Mika KALLIO	FIN	Marc VDS Racing Team	KALEX	1'55.224	19	19	0.881 0.150	283.8
13	30 Takaaki NAKAGAMI	JPN	Italtrans Racing Team	KALEX	1'55.235	14	17	0.892 0.011	286.0
14	49 Axel PONS	SPA	Pons 40 HP Tuenti	KALEX	1'55.275	17	17	0.932 0.040	274.7
15	19 Xavier SIMEON	BEL	Tech 3 Racing	TECH 3	1'55.445	17	19	1.102 0.170	269.5
16	72 Yuki TAKAHASHI	JPN	NGM Mobile Forward Racing	FTR	1'55.445	16	17	1.102	278.7
17	63 Mike DI MEGLIO	FRA	Kiefer Racing	KALEX	1'55.473	16	17	1.130 0.028	278.7
18	15 Alex DE ANGELIS	RSM	NGM Mobile Forward Racing	FTR	1'55.510	15	15	1.167 0.037	276.7
19	12 Thomas LUTHI	SWI	Interwetten-Paddock	SUTER	1'55.617	15	15	1.274 0.107	277.1
20	95 Anthony WEST	AUS	QMMF Racing Team	SPEED UP	1'55.875	12	19	1.532 0.258	278.3
21	60 Julian SIMON	SPA	Blusens Avintia	SUTER	1'55.951	11	17	1.608 0.076	278.1
22	8 Gino REA	GBR	Federal Oil Gresini Moto2	SUTER	1'56.112	16	17	1.769 0.161	273.9
23	77 Dominique AEGERTER	SWI	Technomag-CIP	SUTER	1'56.129	16	17	1.786 0.017	276.8
24	92 Alex MARIÑELARENA	SPA	Motorsport	SUTER	1'56.661	12	16	2.318 0.532	270.9
25	23 Marcel SCHROTTER	GER	Desguaces La Torre SAG	BIMOTA	1'56.695	18	18	2.352 0.034	274.8
26	14 Ratthapark WILAIROT	THA	Thai Honda PTT Gresini Moto2	SUTER	1'57.158	4	9	2.815 0.463	275.3
27	84 Steven ODENDAAL	RSA	Arguiñano Racing Team	AJR	1'57.299	20	20	2.956 0.141	273.2
28	75 Tomoyoshi KOYAMA	JPN	Technomag-CIP	SUTER	1'57.370	7	11	3.027 0.071	277.7
29	57 Eric GRANADO	BRA	JIR Moto2	MOTOBI	1'57.462	17	18	3.119 0.092	270.6
30	22 Alessandro ANDREOZZI	ITA	S/Master Speed Up	SPEED UP	1'57.925	15	18	3.582 0.463	278.2
31	82 Elena ROSELL	SPA	QMMF Racing Team	SPEED UP	1'58.367	13	20	4.024 0.442	280.2
32	20 Jesko RAFFIN	SWI	GP Team Switzerland	KALEX	1'59.177	14	21	4.834 0.810	273.5
33	10 Marco COLANDREA	SWI	SAG Team	FTR	1'59.477	17	17	5.134 0.300	276.1

Practice condition **Dry**

Air: 16°

Humidity: 86%

Ground: 16°

Fastest Lap:	Lap: 19	Simone CORSI	1'54.343	159.876 Km/h
Circuit Record Lap:	2011	Marc MARQUEZ	1'53.956	160.419 Km/h
Circuit Best Lap:	2011	Marc MARQUEZ	1'53.296	161.354 Km/h

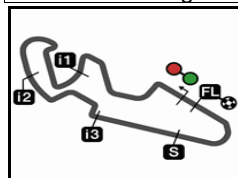
The results are provisional until the end of the limit for protest and appeals.

Time limit for protest expires 60' after publication of the results - Mr. Time:

These data/results cannot be reproduced, stored and/or transmitted in whole or in part by any manner of electronic, mechanical, photocopying, recording, broadcasting or otherwise now known or herein after developed without the previous express consent by the copyright owner, except for reproduction in daily press and regular printed publications on sale to the public within 60 days of the event related to those data/results and always provided that copyright symbol appears together as follows below.

© DORNA, 2012





5078 m.

GRAN PREMIO IVECO DE ARAGÓN**Qualifying Practice****Top Speed & Average****11**

<i>Rider</i>	<i>Nation</i>	<i>Motorcycle</i>	<i>Top 5 speeds</i>					<i>Average</i>	<i>Top</i>
30 Takaaki NAKAGAMI	JPN	KALEX	286.0	282.3	282.0	280.7	276.1	281.4	286.0
36 Mika KALLIO	FIN	KALEX	283.8	283.0	278.3	278.1	277.1	280.1	283.8
80 Esteve RABAT	SPA	KALEX	281.2	280.3	279.9	279.9	279.3	280.0	281.2
40 Pol ESPARGARO	SPA	KALEX	280.9	279.7	278.4	278.1	277.9	279.0	280.9
93 Marc MARQUEZ	SPA	SUTER	280.8	280.1	279.8	279.6	279.4	279.9	280.8
29 Andrea IANNONE	ITA	SPEED UP	280.5	279.2	278.6	278.1	276.0	278.1	280.5
82 Elena ROSELL	SPA	SPEED UP	280.2	278.8	277.2	275.9	275.7	277.6	280.2
63 Mike DI MEGLIO	FRA	KALEX	278.7	276.1	275.8	275.7	275.6	276.4	278.7
72 Yuki TAKAHASHI	JPN	FTR	278.7	277.9	277.2	277.2	277.1	277.6	278.7
18 Nicolas TEROL	SPA	SUTER	278.6	277.9	277.8	276.9	276.2	277.5	278.6
95 Anthony WEST	AUS	SPEED UP	278.3	278.1	277.2	277.2	276.7	277.5	278.3
3 Simone CORSI	ITA	FTR	278.3	275.2	275.0	273.6	273.3	275.1	278.3
22 Alessandro ANDREOZZI	ITA	SPEED UP	278.2	272.8	272.0	271.8	271.5	273.3	278.2
60 Julian SIMON	SPA	SUTER	278.1	275.0	274.7	273.9	273.4	275.0	278.1
81 Jordi TORRES	SPA	SUTER	277.8	276.1	274.9	274.7	274.6	275.6	277.8
75 Tomoyoshi KOYAMA	JPN	SUTER	277.7	275.7	275.2	275.0	274.8	275.7	277.7
12 Thomas LUTHI	SWI	SUTER	277.1	276.9	276.9	276.8	276.4	276.8	277.1
77 Dominique AEGERTER	SWI	SUTER	276.8	276.4	276.4	276.3	276.1	276.4	276.8
15 Alex DE ANGELIS	RSM	FTR	276.7	275.2	274.7	274.1	273.2	274.8	276.7
10 Marco COLANDREA	SWI	FTR	276.1	275.2	273.7	271.3	271.2	273.5	276.1
71 Claudio CORTI	ITA	KALEX	275.7	275.1	274.1	273.7	272.9	274.3	275.7
14 Ratthapark WILAIROT	THA	SUTER	275.3	275.2	273.5	272.1	269.0	273.0	275.3
45 Scott REDDING	GBR	KALEX	275.3	274.5	274.4	273.8	273.4	274.3	275.3
23 Marcel SCHROTTER	GER	BIMOTA	274.8	273.4	272.5	271.6	271.3	272.7	274.8
49 Axel PONS	SPA	KALEX	274.7	274.2	274.0	273.8	273.3	274.0	274.7
38 Bradley SMITH	GBR	TECH 3	274.5	273.2	273.2	273.1	273.0	273.4	274.5
5 Johann ZARCO	FRA	MOTOBI	274.2	271.9	271.9	271.3	271.2	272.1	274.2
8 Gino REA	GBR	SUTER	273.9	273.8	272.9	272.4	272.1	273.0	273.9
20 Jesko RAFFIN	SWI	KALEX	273.5	272.7	272.3	272.3	272.1	272.6	273.5
84 Steven ODENDAAL	RSA	AJR	273.2	271.9	271.4	271.0	270.5	271.6	273.2
92 Alex MARIÑELARENA	SPA	SUTER	270.9	268.0	267.2	267.0	266.8	268.0	270.9
57 Eric GRANADO	BRA	MOTOBI	270.6	270.5	270.0	269.8	269.3	270.0	270.6
19 Xavier SIMEON	BEL	TECH 3	269.5	269.4	268.0	267.7	267.2	268.3	269.5

These data/results cannot be reproduced, stored and/or transmitted in whole or in part by any manner of electronic, mechanical, photocopying, recording, broadcasting or otherwise now known or herein after developed without the previous express consent by the copyright owner, except for reproduction in daily press and regular printed publications on sale to the public within 60 days of the event related to those data/results and always provided that copyright symbol appears together as follows below.

© DORNA, 2012

Official MotoGP Timing by **TISSOT**
www.motogp.com



Alcañiz, Saturday, September 29, 2012

Qualifying Practice

Moto2

Lap	Lap Time	T1	T2	T3	T4	Speed	Lap	Lap Time	T1	T2	T3	T4	Speed		
16	2'03.602 P	33.472	33.038	22.331	34.761	250.7	18	2'49.739	34.146	53.006	52.102	30.485	268.5		
	unfinished	2'12.805	33.788				19	1'56.197	33.352	32.696	22.019	28.130	273.2		
6th	18	Nicolas TEROL Mapfre Aspar Team M SPA					Runs=3 Total laps=18 Full laps=13	9th	45	Scott REDDING Marc VDS Racing Tea GBR					Runs=3 Total laps=18 Full laps=13
1	2'38.201	1'09.905	35.504	23.570	29.222	274.6	1	2'45.996	1'17.332	35.728	23.556	29.380	269.8		
2	1'59.406	34.196	33.528	22.954	28.728	274.6	2	1'59.190	34.347	33.735	22.520	28.588	272.6		
3	2'02.166	33.611	37.257	22.798	28.500	274.1	3	1'57.467	33.684	33.074	22.349	28.360	272.5		
4	1'57.465	33.544	32.922	22.632	28.367	273.6	4	1'56.920	33.169	32.939	22.405	28.407	272.7		
5	1'56.754	33.403	32.788	22.357	28.206	275.2	5	1'56.317	33.103	32.665	22.349	28.200	273.3		
6	1'58.307	33.501	34.246	22.310	28.250	276.9	6	1'55.627	32.856	32.558	21.935	28.278	271.3		
7	1'56.241	33.256	32.511	22.355	28.119	274.7	7	1'55.915	32.980	32.472	22.148	28.315	272.7		
8	2'01.892 P	33.024	32.644	22.301	33.923	274.2	8	2'15.433 P	37.863	34.876	28.162	34.532	261.2		
9	7'03.819	5'37.706	34.594	23.072	28.447	272.5	9	7'40.200	6'05.245	36.581	23.859	34.515	153.3		
10	1'56.673	33.341	32.749	22.321	28.262	275.9	10	1'59.595	34.068	33.785	23.062	28.680	269.0		
11	1'55.944	33.169	32.449	22.295	28.031	275.7	11	1'55.943	33.116	32.715	22.026	28.086	273.8		
12	1'55.521	33.061	32.388	22.093	27.979	276.2	12	1'55.139	32.837	32.319	21.935	28.048	274.5		
13	2'08.515 P	39.575	33.233	22.405	33.302	275.7	13	1'55.051	32.755	32.286	21.999	28.011	275.3		
14	6'10.070	4'44.565	34.119	22.889	28.497	275.6	14	2'07.630 P	36.622	33.398	24.514	33.096	273.2		
15	1'55.716	33.233	32.353	22.146	27.984	277.8	15	5'49.287	4'22.898	34.599	23.026	28.764	270.6		
16	1'55.046	32.817	32.147	22.159	27.923	278.6	16	1'55.670	33.076	32.491	22.058	28.045	274.4		
17	2'00.405	36.860	33.343	22.179	28.023	275.7	17	1'54.925	32.675	32.341	21.927	27.982	273.0		
18	1'54.828	32.751	32.103	22.125	27.849	277.9	18	1'55.063	32.668	32.346	21.934	28.115	273.4		
7th	93	Marc MARQUEZ Team CatalunyaCaixa SPA					Runs=4 Total laps=17 Full laps=11	10th	5	Johann ZARCO JIR Moto2 FRA					Runs=3 Total laps=18 Full laps=13
1	2'30.810	1'02.671	35.662	23.514	28.963	276.1	1	2'03.367	35.577	34.430	24.278	29.082	271.3		
2	1'57.542	33.786	33.054	22.453	28.249	280.8	2	1'58.067	33.802	33.366	22.343	28.556	270.7		
3	1'56.510	33.369	32.475	22.532	28.134	278.1	3	1'56.139	33.174	32.556	22.150	28.259	270.6		
4	1'57.325	33.625	32.619	22.715	28.366	280.1	4	1'56.066	33.037	32.491	22.315	28.223	270.2		
5	1'55.218	32.844	32.342	22.078	27.954	279.4	5	1'58.646	35.216	32.725	22.322	28.383	268.8		
6	1'54.990	32.718	32.437	21.940	27.895	279.6	6	1'56.021	32.978	32.506	22.145	28.392	269.9		
7	2'06.210 P	36.702	32.905	22.695	33.908	276.6	7	1'58.272	34.868	32.642	22.341	28.421	271.9		
8	7'06.085	5'36.893	34.560	23.896	30.736	237.3	8	1'56.240	32.899	32.676	22.282	28.383	269.6		
9	1'56.030	33.338	32.574	22.114	28.004	274.5	9	2'04.797 P	35.169	33.549	22.488	33.591	270.0		
10	1'55.287	32.975	32.512	21.944	27.856	277.6	10	6'09.704	4'26.679	36.115	27.635	39.275	94.0		
11	1'55.140	32.910	32.361	22.025	27.844	278.8	11	1'59.366	33.371	34.745	22.890	28.360	270.9		
12	1'54.877	32.749	32.264	21.980	27.884	279.8	12	1'56.101	32.949	32.508	22.232	28.412	270.0		
13	1'54.930	32.788	32.242	22.066	27.834	279.4	13	1'55.694	32.826	32.343	22.075	28.450	270.6		
14	2'03.207 P	33.454	33.885	22.705	33.163	275.8	14	2'03.531 P	34.197	33.083	22.653	33.598	270.9		
15	4'45.856 P	3'15.078	33.964	22.869	33.945	272.1	15	8'15.492	6'14.200	49.808	40.014	31.470	246.5		
16	6'39.338	5'15.730	33.194	22.375	28.039	276.6	16	1'58.419	34.623	33.039	22.339	28.418	271.2		
17	1'55.017	32.795	32.140	21.841	28.241	276.2	17	1'55.430	32.847	32.335	22.054	28.194	271.9		
8th	38	Bradley SMITH Tech 3 Racing GBR					Runs=2 Total laps=20 Full laps=17	18	1'54.993	32.776	32.243	21.909	28.065	274.2	
1	2'52.610	1'25.107	34.780	23.368	29.355	266.3	11th	80	Esteve RABAT Pons 40 HP Tuenti SPA					Runs=3 Total laps=18 Full laps=13	
2	1'58.971	34.275	33.300	22.744	28.652	270.9	1	2'08.290	41.295	35.046	23.357	28.592	276.5		
3	1'56.706	33.326	32.657	22.246	28.477	270.7	2	1'58.197	33.887	33.084	23.024	28.202	274.5		
4	1'56.772	33.098	32.880	22.187	28.607	271.0	3	1'57.539	33.296	33.270	22.671	28.302	277.6		
5	1'56.121	33.039	32.589	22.055	28.438	271.2	4	1'56.804	33.322	32.813	22.529	28.140	276.9		
6	1'55.961	32.930	32.469	22.128	28.434	271.0	5	2'16.777	51.489	33.466	22.945	28.877	271.1		
7	1'56.063	32.839	32.831	22.069	28.324	271.0	6	1'56.220	33.080	32.672	22.401	28.067	277.6		
8	1'59.291	32.905	34.244	23.568	28.574	270.1	7	2'05.243 P	35.529	32.891	22.689	34.134	280.3		
9	1'56.123	33.016	32.553	22.002	28.552	272.9	8	7'05.701	5'36.068	35.074	23.924	30.635	238.6		
10	1'55.721	32.780	32.606	22.023	28.312	270.6	9	1'56.095	33.397	32.581	22.211	27.906	278.8		
11	2'03.930 P	34.302	33.677	22.719	33.232	269.8	10	1'55.314	32.995	32.439	22.093	27.787	279.1		
12	6'26.137	4'50.054	35.162	23.808	37.113	235.0	11	1'55.273	32.919	32.394	22.222	27.738	279.3		
13	1'55.937	33.064	32.574	22.052	28.247	273.1	12	1'55.074	32.760	32.266	22.227	27.821	279.9		
14	1'56.625	33.808	32.556	22.035	28.226	273.2	13	1'55.154	32.606	32.568	22.113	27.867	279.9		
15	1'56.032	33.200	32.619	21.960	28.253	271.1	14	2'03.489 P	33.199	33.901	22.647	33.742	279.3		
16	1'55.182	32.689	32.341	21.977	28.175	271.6	15	6'20.776	4'57.241	32.863	22.423	28.249	281.2		
17	1'55.063	32.700	32.292	21.877	28.194	273.0									

Fastest Lap: Simone CORSI Came IodaRacing Proj ITA 1'54.343 32.570 32.097 21.914 27.762

These data/results cannot be reproduced, stored and/or transmitted in whole or in part by any manner of electronic, mechanical, photocopying, recording, broadcasting or otherwise now known or herein after developed without the previous express consent by the copyright owner, except for reproduction in daily press and regular printed publications on sale to the public within 60 days of the event related to those data/results and always provided that copyright symbol appears together as follows below.

Official MotoGP Timing by **TISSOT**
www.motogp.com



Qualifying Practice

Moto2

Lap	Lap Time	T1	T2	T3	T4	Speed	Lap	Lap Time	T1	T2	T3	T4	Speed
16	1'55.359	32.844	32.358	22.287	27.870	278.4	16	1'55.526	32.976	32.491	22.006	28.053	273.3
17	1'55.342	32.914	32.336	22.194	27.898	277.2	17	1'55.275	32.723	32.274	22.219	28.059	274.7
18	1'55.550	32.795	32.336	22.447	27.972	277.3	15th 19 Xavier SIMEON Tech 3 Racing BEL Runs=3 Total laps=19 Full laps=14						
12th 36 Mika KALLIO Marc VDS Racing Tea FIN Runs=3 Total laps=19 Full laps=14						1 2'26.337 54.780 37.890 24.008 29.659 260.7 2 2'00.243 34.907 33.836 22.738 28.762 265.2 3 1'58.505 34.041 33.202 22.472 28.790 265.5 4 1'59.276 34.131 33.852 22.791 28.502 266.2 5 1'57.957 33.615 33.406 22.425 28.511 265.4 6 1'57.792 33.695 32.917 22.440 28.740 266.0 7 1'57.283 33.648 32.783 22.317 28.535 265.1 8 2'07.541 P 35.140 34.934 22.869 34.598 262.0 9 6'38.010 5'13.657 33.335 22.412 28.606 265.8 10 1'56.680 33.509 32.685 22.118 28.368 266.2 11 1'56.633 33.280 32.782 22.129 28.442 266.4 12 1'56.757 33.334 32.699 22.275 28.449 266.6 13 1'56.492 33.134 32.806 22.195 28.357 267.2 14 2'04.662 P 35.179 33.254 22.520 33.709 266.2 15 5'16.687 3'52.319 33.324 22.421 28.623 265.1 16 1'55.914 33.348 32.440 22.035 28.091 269.4 17 1'55.445 32.988 32.396 21.996 28.065 269.5 18 1'55.695 32.938 32.300 22.166 28.291 267.7 19 1'55.787 32.930 32.490 22.130 28.237 268.0							
13th 30 Takaaki NAKAGAMI Italtrans Racing Team JPN Runs=4 Total laps=17 Full laps=10						16th 72 Yuki TAKAHASHI NGM Mobile Forward JPN Runs=3 Total laps=17 Full laps=12							
1 2'31.565 1'02.189 36.060 24.226 29.090 276.1 2 1'58.825 34.230 33.371 22.603 28.621 282.0 3 1'57.858 33.433 32.756 23.174 28.495 274.4 4 1'56.761 33.229 32.753 22.460 28.319 286.0 5 2'02.735 P 33.107 33.491 22.889 33.248 280.7 6 5'33.911 4'01.091 38.378 25.788 28.654 272.7 7 1'57.026 33.394 32.563 22.604 28.465 272.1 8 1'55.864 33.031 32.381 22.201 28.251 272.9 9 1'56.478 33.383 32.666 22.231 28.198 273.1 10 2'02.131 P 32.979 32.488 22.454 34.210 252.6 11 6'29.588 5'05.198 33.406 22.686 28.298 274.2 12 1'56.935 33.010 32.361 22.207 29.357 245.9 13 1'55.359 32.876 32.341 21.986 28.156 276.1 14 1'55.235 32.712 32.314 22.186 28.023 282.3 15 2'02.616 P 33.121 32.695 22.201 34.599 258.2 16 3'26.779 1'51.826 43.227 23.391 28.335 274.4 17 1'55.886 33.194 32.523 22.152 28.017 274.8						1 2'15.007 45.050 35.518 24.899 29.540 277.2 2 1'59.970 34.308 33.307 23.358 28.997 275.0 3 2'06.998 33.979 41.296 23.031 28.692 276.8 4 2'05.096 P 33.707 33.492 22.927 34.970 272.8 5 8'09.722 6'43.718 34.238 22.916 28.850 271.5 6 1'57.813 33.893 33.055 22.391 28.474 273.7 7 1'56.832 33.267 32.720 22.547 28.298 277.1 8 2'02.113 37.528 33.474 22.777 28.334 275.9 9 1'57.217 33.423 32.985 22.382 28.427 274.9 10 1'56.319 33.189 32.657 22.285 28.188 277.9 11 2'03.115 P 33.240 33.207 22.664 34.004 276.4 12 6'56.428 5'31.321 33.855 22.873 28.379 275.4 13 2'18.847 33.346 39.952 30.786 34.763 228.7 14 2'03.858 35.900 35.440 22.543 29.975 276.2 15 1'56.012 33.282 32.604 22.183 27.943 278.7 16 1'55.445 32.975 32.350 22.231 27.889 277.2 17 1'56.765 33.066 32.557 22.711 28.431 276.0							
14th 49 Axel PONS Pons 40 HP Tuenti SPA Runs=3 Total laps=17 Full laps=12						17th 63 Mike DI MEGLIO Kiefer Racing FRA Runs=3 Total laps=17 Full laps=12							
1 2'40.302 1'12.985 34.770 23.696 28.851 271.0 2 1'58.575 33.908 33.265 22.736 28.666 272.8 3 1'57.914 33.466 33.325 22.537 28.586 270.5 4 1'57.736 33.523 33.086 22.566 28.561 271.6 5 2'02.170 36.312 33.808 23.652 28.398 272.9 6 1'56.428 33.217 32.770 22.205 28.236 272.9 7 1'55.953 33.009 32.534 22.203 28.207 273.1 8 2'12.349 P 36.292 34.974 27.530 33.553 267.7 9 5'42.831 4'15.771 35.834 22.743 28.483 273.0 10 1'55.866 33.033 32.520 22.190 28.123 274.0 11 2'05.825 35.743 37.485 23.186 29.411 263.5 12 1'55.871 33.050 32.516 22.213 28.092 273.8 13 2'01.804 P 33.322 32.942 22.335 33.205 272.5 14 9'02.674 7'39.077 32.867 22.451 28.279 274.2 15 1'55.558 32.919 32.511 22.191 27.937 272.3						1 2'13.042 44.565 35.031 24.546 28.900 276.1 2 1'58.103 33.822 33.018 23.085 28.178 275.7 3 1'56.811 33.631 32.789 22.306 28.085 278.7 4 1'56.778 33.383 32.577 22.284 28.534 273.3 5 2'00.488 35.186 34.266 22.780 28.256 275.8 6 1'56.588 33.229 32.813 22.301 28.245 273.7 7 2'17.370 P 36.349 38.609 23.553 38.859 191.4 8 8'13.208 6'48.566 33.354 22.713 28.575 267.1 9 1'56.558 33.302 32.904 22.126 28.226 269.6 10 1'57.562 33.124 32.631 22.667 29.140 262.4 11 1'55.654 33.095 32.475 22.037 28.047 275.6 12 2'02.009 P 33.220 32.898 22.369 33.522 275.0 13 7'34.635 6'02.229 33.450 25.889 33.067 201.8 14 1'56.089 33.270 32.592 22.109 28.118 272.6 15 2'12.133 34.136 37.220 25.662 35.115 153.1 16 1'55.473 32.951 32.555 22.032 27.935 274.3							

Fastest Lap: Simone CORSI Came IodaRacing Proj ITA **1'54.343** 32.570 32.097 21.914 27.762

These data/results cannot be reproduced, stored and/or transmitted in whole or in part by any manner of electronic, mechanical, photocopying, recording, broadcasting or otherwise now known or herein after developed without the previous express consent by the copyright owner, except for reproduction in daily press and regular printed publications on sale to the public within 60 days of the event related to those data/results and always provided that copyright symbol appears together as follows below.
 © DORNA, 2012



Qualifying Practice

Moto2

Lap	Lap Time	T1	T2	T3	T4	Speed	Lap	Lap Time	T1	T2	T3	T4	Speed
17	1'55.508	32.923	32.448	22.053	28.084	275.0	1	2'33.347	1'06.233	34.812	23.404	28.898	271.2
18th 15 Alex DE ANGELIS NGM Mobile Forward RSM							2	1'58.297	34.060	33.246	22.583	28.408	273.2
Runs=3 Total laps=16 Full laps=10							3	1'57.991	33.874	32.994	22.327	28.796	273.1
1	2'10.412	41.518	36.195	23.845	28.854	271.9	4	1'56.691	33.302	32.783	22.403	28.203	275.0
2	1'59.473	34.530	33.584	22.796	28.563	270.2	5	2'04.480 P	34.803	33.530	22.446	33.701	272.4
3	1'58.009	33.726	33.182	22.654	28.447	270.6	6	7'18.841	5'48.365	38.878	22.941	28.657	272.7
4	3'04.822 P	35.929	1'28.423	25.386	35.084	261.0	7	2'00.109	33.685	34.923	22.883	28.618	268.4
5	10'56.465	9'27.579	36.275	23.530	29.081	269.9	8	1'57.495	33.465	33.208	22.393	28.429	269.4
6	1'58.719	34.127	33.328	22.764	28.500	270.5	9	2'10.341	36.686	32.976	22.315	38.364	129.5
7	1'57.572	33.505	32.967	22.627	28.473	271.5	10	1'59.544	33.372	33.870	22.953	29.349	268.4
8	2'05.440	35.816	33.764	25.765	30.095	221.3	11	1'55.951	33.144	32.665	22.099	28.043	273.4
9	1'56.745	33.520	32.598	22.461	28.166	274.1	12	2'06.252 P	34.825	36.363	22.680	32.384	268.1
10	1'56.113	33.215	32.379	22.337	28.182	273.2	13	7'32.239	5'36.951	44.697	28.755	41.836	174.5
11	2'04.679 P	33.315	33.387	23.197	34.780	272.8	14	2'01.868	34.611	36.739	22.267	28.251	273.9
12	5'36.868	4'10.207	34.745	23.041	28.875	276.7	15	1'58.825	33.264	33.040	24.350	28.171	274.7
13	2'03.473	35.669	33.766	23.161	30.877	271.3	16	1'56.410	33.273	32.635	22.276	28.226	272.3
14	1'56.165	33.380	32.504	22.252	28.029	275.2	17	1'56.027	33.096	32.574	22.243	28.114	278.1
15	1'55.510	32.852	32.494	22.105	28.059	274.7	22nd 8 Gino REA Federal Oil Gresini Mo GBR						
unfinished 33.012							Runs=3 Total laps=17 Full laps=12						
19th 12 Thomas LUTHI Interwetten-Paddock SWI							1	2'31.182	1'03.340	35.124	23.636	29.082	271.4
Runs=3 Total laps=15 Full laps=10							2	1'58.493	33.753	33.231	22.844	28.665	270.6
1	2'07.676	40.541	34.647	23.499	28.989	273.9	3	1'58.470	33.700	33.127	22.956	28.687	269.3
2	1'57.533	33.670	33.159	22.373	28.331	276.9	4	1'57.618	33.698	32.799	22.559	28.562	272.4
3	1'56.755	33.221	32.878	22.316	28.340	275.7	5	1'57.705	33.475	32.678	22.926	28.626	271.6
4	1'56.234	33.247	32.555	22.258	28.174	276.2	6	1'57.504	33.678	32.827	22.380	28.619	270.8
5	15'09.430	13'43.965	34.003	22.785	28.677	272.9	7	2'10.503 P	35.929	35.946	23.920	34.708	263.2
6	1'56.703	33.390	32.779	22.218	28.316	274.6	8	6'53.722	5'16.096	38.945	25.122	33.559	177.8
7	2'00.675	33.081	32.567	26.321	28.706	274.7	9	1'56.811	33.214	32.773	22.470	28.354	271.9
8	1'55.926	33.112	32.474	22.202	28.138	276.4	10	1'56.689	33.249	32.696	22.266	28.478	271.6
9	1'55.727	33.005	32.366	22.206	28.150	275.6	11	2'05.569 P	33.479	33.525	24.211	34.354	267.6
10	2'05.184 P	34.723	33.980	23.124	33.357	271.9	12	7'57.082	5'59.486	37.877	29.968	49.751	93.1
11	4'45.237	3'19.698	34.507	22.759	28.273	275.5	13	2'16.887	35.503	43.262	25.173	32.949	242.2
12	2'01.119	33.268	35.808	22.629	29.414	275.3	14	1'59.559	34.190	34.196	22.698	28.475	272.1
13	1'55.714	33.157	32.415	22.006	28.136	277.1	15	2'02.475	33.176	37.341	23.523	28.435	272.9
14	1'55.657	33.102	32.418	22.126	28.011	276.8	16	1'56.112	32.975	32.541	22.305	28.291	273.9
15	1'55.617	33.006	32.434	22.128	28.049	276.9	17	2'02.300	33.498	37.537	22.566	28.699	273.8
20th 95 Anthony WEST QMMF Racing Team AUS							23rd 77 Dominique AEGERT Technomag-CIP SWI						
Runs=3 Total laps=19 Full laps=14							Runs=3 Total laps=17 Full laps=12						
1	2'12.276	42.153	37.153	23.909	29.061	271.7	1	2'03.666	35.335	35.290	23.930	29.111	276.4
2	1'58.718	34.087	33.127	23.087	28.417	278.1	2	1'59.093	34.549	33.322	22.739	28.483	276.3
3	1'57.658	34.066	32.854	22.497	28.241	276.7	3	1'57.131	33.457	32.860	22.381	28.433	275.3
4	1'56.331	33.160	32.687	22.249	28.235	275.8	4	1'56.807	33.211	32.853	22.343	28.400	273.2
5	2'00.471	34.446	34.711	23.099	28.215	277.2	5	1'56.644	33.086	32.838	22.386	28.334	274.3
6	1'56.423	33.372	32.781	22.194	28.076	277.2	6	2'01.585 P	33.341	32.958	22.449	32.837	274.7
7	1'56.604	33.265	32.646	22.364	28.329	272.9	7	9'31.171	7'52.477	42.237	24.847	31.610	214.4
8	2'07.172 P	34.395	34.884	23.645	34.248	271.6	8	1'56.869	33.470	32.733	22.376	28.290	274.9
9	7'10.380	5'40.472	34.873	23.175	31.860	242.2	9	1'56.294	32.975	32.763	22.340	28.216	276.4
10	1'57.164	33.517	32.857	22.497	28.293	273.9	10	1'56.428	32.992	32.840	22.244	28.352	274.9
11	1'56.130	33.140	32.587	22.207	28.196	273.7	11	1'56.721	33.181	32.817	22.314	28.409	274.4
12	1'55.875	33.017	32.526	22.234	28.098	274.6	12	2'02.026 P	33.125	32.925	22.603	33.373	267.9
13	1'55.898	32.979	32.586	22.207	28.126	273.5	13	6'22.032	4'51.655	34.742	26.928	28.707	271.9
14	2'05.079 P	33.625	34.769	22.982	33.703	272.6	14	1'56.743	33.399	32.684	22.268	28.392	274.7
15	4'12.261	2'34.537	34.955	25.894	36.875	245.8	15	1'56.643	33.141	32.973	22.233	28.296	275.9
16	1'57.312	33.506	32.878	22.403	28.525	272.0	16	1'56.129	33.008	32.597	22.322	28.202	276.8
17	2'17.450	38.477	35.753	28.239	34.981	176.0	17	1'56.326	33.119	32.591	22.361	28.255	276.1
18	1'56.096	33.128	32.494	22.305	28.169	276.1	24th 92 Alex MARIÑELARE Motorsport SPA						
19	1'56.141	33.027	32.699	22.249	28.166	278.3	Runs=2 Total laps=16 Full laps=13						
21st 60 Julian SIMON Blusens Avintia SPA							1	2'03.536	34.519	35.175	24.215	29.627	263.5
Runs=3 Total laps=17 Full laps=12							2	2'00.792	34.582	33.935	23.170	29.105	266.8
							3	1'59.039	33.969	33.683	22.585	28.802	267.0

Fastest Lap: Simone CORSI Came IodaRacing Proj ITA **1'54.343** 32.570 32.097 21.914 27.762

These data/results cannot be reproduced, stored and/or transmitted in whole or in part by any manner of electronic, mechanical, photocopying, recording, broadcasting or otherwise now known or herein after developed without the previous express consent by the copyright owner, except for reproduction in daily press and regular printed publications on sale to the public within 60 days of the event related to those data/results and always provided that copyright symbol appears together as follows below.
© DORNA, 2012



Qualifying Practice

Moto2

Lap	Lap Time	T1	T2	T3	T4	Speed	Lap	Lap Time	T1	T2	T3	T4	Speed
4	1'57.943	33.550	32.917	22.613	28.863	265.3	14	1'57.512	33.343	32.893	22.770	28.506	270.5
5	1'59.689	35.573	32.957	22.435	28.724	263.9	15	1'57.600	33.530	32.901	22.691	28.478	270.4
6	1'57.256	33.397	32.889	22.269	28.701	264.6	16	1'57.528	33.510	33.036	22.619	28.363	273.2
7	1'57.790	33.602	32.837	22.514	28.837	263.8	17	2'03.515 P	33.750	33.944	22.701	33.120	267.4
8	1'57.156	33.328	32.595	22.403	28.830	263.8	18	4'32.051	3'06.109	34.178	22.961	28.803	268.5
9	1'56.913	33.224	32.696	22.357	28.636	266.6	19	1'58.864	33.741	33.273	23.282	28.568	268.6
10	2'06.438 P	33.425	33.454	22.813	36.746	261.9	20	1'57.299	33.433	32.949	22.429	28.488	271.0
11	10'12.224	8'47.180	33.820	22.587	28.637	266.0	28th 75 Tomoyoshi KOYAM Technomag-CIP JPN						
12	1'56.661	33.385	32.695	22.175	28.406	268.0	Runs=3 Total laps=11 Full laps=6						
13	1'57.519	33.187	32.754	22.815	28.763	267.2	1	2'06.515	37.321	35.922	24.128	29.144	273.5
14	1'57.177	33.421	32.740	22.488	28.528	266.1	2	2'00.268	34.468	33.920	23.234	28.646	275.0
15	1'56.787	33.314	32.668	22.243	28.562	266.0	3	1'58.798	33.902	33.555	22.813	28.528	275.7
16	1'58.833	34.648	33.514	22.360	28.311	270.9	4	1'57.826	33.535	33.164	22.661	28.466	274.8
25th 23 Marcel SCHROTTE Desguaces La Torre S GER							5	2'01.768	36.159	34.336	22.855	28.418	274.2
Runs=3 Total laps=18 Full laps=13							6	1'57.745	33.503	33.342	22.606	28.294	277.7
1	2'09.876	41.026	35.564	23.864	29.422	268.6	7	1'57.370	33.435	32.885	22.709	28.341	274.5
2	2'01.800	34.990	34.120	23.847	28.843	272.5	8	2'05.221 P	33.924	33.964	22.842	34.491	272.0
3	2'00.152	34.426	33.546	23.059	29.121	266.9	9	10'53.618	9'24.844	37.084	22.910	28.780	274.1
4	2'00.245	34.472	33.753	23.007	29.013	265.8	10	2'04.932 P	34.456	33.746	23.219	33.511	274.6
5	1'59.028	33.980	33.486	22.709	28.853	266.8	11	8'33.502	7'03.329	34.525	26.813	28.835	275.2
6	2'01.718	33.651	34.941	23.813	29.313	265.3	29th 57 Eric GRANADO JIR Moto2 BRA						
7	1'58.056	33.600	33.090	22.641	28.725	266.0	Runs=3 Total laps=18 Full laps=13						
8	2'07.839 P	35.329	34.892	23.152	34.466	269.5	1	2'12.921	41.066	37.981	24.296	29.578	270.5
9	8'53.730	7'25.330	35.804	22.990	29.606	250.9	2	2'02.235	35.194	34.212	23.456	29.373	269.0
10	2'12.484	33.500	32.957	22.654	43.373	271.3	3	2'00.582	34.418	33.757	23.237	29.170	264.4
11	2'02.035	37.083	33.448	22.735	28.769	269.2	4	2'00.531	34.415	33.678	23.188	29.250	264.7
12	1'58.048	33.520	33.060	22.619	28.849	268.1	5	1'59.784	33.990	33.604	23.056	29.134	265.5
13	2'07.897 P	34.342	33.772	26.982	32.801	269.3	6	1'59.464	34.051	33.609	22.741	29.063	269.8
14	3'57.407	2'30.887	34.287	22.956	29.277	262.9	7	1'59.725	34.193	33.514	22.824	29.194	266.2
15	1'57.352	33.480	32.739	22.512	28.621	271.6	8	2'13.780 P	37.061	36.862	23.319	36.538	262.9
16	2'04.316	33.303	33.045	22.686	35.282	202.2	9	6'45.271	5'08.110	43.287	24.422	29.452	265.4
17	1'57.082	33.703	32.682	22.349	28.348	273.4	10	1'59.650	34.530	33.489	22.822	28.809	270.6
18	1'56.695	33.450	32.719	22.257	28.269	274.8	11	1'59.914	34.404	33.775	22.793	28.942	269.3
26th 14 Ratthapark WILAIR Thai Honda PTT Gresit THA							12	1'58.851	33.799	33.451	22.638	28.963	270.0
Runs=3 Total laps=10 Full laps=5							13	1'58.343	33.559	33.204	22.744	28.836	268.6
1	2'31.437	57.893	35.689	24.201	33.654	245.4	14	2'10.491 P	34.539	34.629	23.938	37.385	263.6
2	1'59.540	34.672	33.374	22.621	28.873	275.2	15	6'04.737	3'53.887	50.572	43.348	36.930	207.8
3	1'57.795	33.707	32.946	22.482	28.660	273.5	16	1'58.962	34.011	33.356	22.812	28.783	267.5
4	1'57.158	33.420	32.641	22.637	28.460	275.3	17	1'57.462	33.541	32.989	22.270	28.662	268.4
5	2'06.573 P	34.206	33.200	22.800	36.367	267.4	18	1'57.880	33.465	32.890	22.679	28.846	267.5
6	8'28.834	6'49.093	39.892	29.318	30.531	262.9	30th 22 Alessandro ANDRE S/Master Speed Up ITA						
7	17'07.483	15'38.601	35.057	23.893	29.932	266.0	Runs=3 Total laps=19 Full laps=13						
8	2'02.647	35.661	33.494	24.498	28.994	269.0	1	3'00.361	1'30.113	36.190	24.343	29.715	268.0
9	1'57.907	33.750	32.694	22.672	28.791	272.1	2	2'02.056	34.822	34.484	23.527	29.223	270.0
unfinished 33.749							3	2'00.156	34.379	33.719	23.120	28.938	270.5
27th 84 Steven ODENDAAL Arguiñano Racing Tea RSA							4	2'00.837	34.341	34.585	23.112	28.799	271.0
Runs=3 Total laps=20 Full laps=15							5	2'26.613	33.707	45.043	26.661	41.202	135.5
1	2'14.931	42.305	37.218	25.604	29.804	271.4	6	2'20.576	43.382	43.888	24.107	29.199	269.6
2	2'01.314	34.897	34.115	23.158	29.144	271.9	7	1'59.433	33.751	33.496	23.098	29.088	268.4
3	1'59.359	34.435	33.384	22.750	28.790	270.0	8	1'59.416	33.909	33.732	22.936	28.839	272.0
4	1'59.279	34.192	33.389	22.843	28.855	269.3	9	2'14.558 P	33.659	35.857	26.624	38.418	214.0
5	1'58.448	33.875	33.113	22.683	28.777	269.8	10	6'21.593	4'53.816	35.330	23.679	28.768	271.5
6	1'58.682	33.753	33.234	22.705	28.990	267.0	11	2'22.226	34.284	33.530	27.216	47.196	272.8
7	1'58.914	33.892	33.177	22.824	29.021	267.2	12	2'00.053	34.178	33.747	23.084	29.044	270.6
8	2'02.107	34.783	35.028	23.237	29.059	269.4	13	1'58.465	33.727	33.271	22.818	28.649	271.4
9	2'03.422 P	33.902	33.042	23.125	33.353	270.2	14	2'03.509	33.611	33.271	27.690	28.937	271.2
10	5'19.220	3'49.850	34.809	25.332	29.229	267.6	15	1'57.925	33.399	33.104	22.788	28.634	271.8
11	1'59.656	34.369	33.326	22.727	29.234	266.8	16	2'13.653 P	37.303	36.560	24.054	35.736	263.1
12	1'58.560	33.728	33.328	22.721	28.783	269.5	17	3'46.169	2'17.768	35.752	23.667	28.982	270.4
13	1'57.378	33.360	33.000	22.403	28.615	270.0	18	1'58.912	33.743	33.412	23.299	28.458	278.2

Fastest Lap: Simone CORSI Came IodaRacing Proj ITA **1'54.343** 32.570 32.097 21.914 27.762

These data/results cannot be reproduced, stored and/or transmitted in whole or in part by any manner of electronic, mechanical, photocopying, recording, broadcasting or otherwise now known or herein after developed without the previous express consent by the copyright owner, except for reproduction in daily press and regular printed publications on sale to the public within 60 days of the event related to those data/results and always provided that copyright symbol appears together as follows below.
© DORNA, 2012



Qualifying Practice

Moto2

Lap	Lap Time	T1	T2	T3	T4	Speed	Lap	Lap Time	T1	T2	T3	T4	Speed
unfinished		33.482	34.751				13	2'05.157	34.357	38.571	23.349	28.880	268.6
							14	1'59.810	34.316	33.639	23.043	28.812	269.8
							15	2'00.299	34.275	33.786	23.387	28.851	271.2
							16	1'59.641	34.235	33.540	23.044	28.822	269.6
							17	1'59.477	34.131	33.549	23.007	28.790	271.3
31st	82	Elena ROSELL				QMMF Racing Team	SPA	Runs=2 Total laps=20 Full laps=17					
1	2'16.528	42.246	38.563	25.610	30.109	275.7							
2	2'05.249	36.145	35.247	24.400	29.457	273.4							
3	2'02.416	35.173	34.260	23.811	29.172	273.4							
4	2'01.412	34.795	33.981	23.582	29.054	275.0							
5	2'00.835	34.687	33.808	23.402	28.938	277.2							
6	1'59.955	34.371	33.481	23.134	28.969	273.2							
7	2'03.497	34.102	33.797	24.107	31.491	254.4							
8	2'03.272	35.062	34.288	23.701	30.221	238.2							
9	1'59.127	34.014	33.451	22.972	28.690	272.4							
10	1'59.124	34.115	33.245	23.046	28.718	272.6							
11	2'01.643	35.542	34.111	23.311	28.679	274.9							
12	1'58.920	33.760	33.567	22.944	28.649	275.0							
13	1'58.367	33.737	33.170	22.867	28.593	274.7							
14	2'09.999 P	36.548	33.828	23.505	36.118	273.2							
15	6'43.524	5'16.990	34.350	23.372	28.812	273.2							
16	1'59.899	34.346	33.739	23.076	28.738	275.4							
17	2'05.093	33.922	33.843	23.755	33.573	227.0							
18	1'58.712	34.025	33.213	22.926	28.548	275.9							
19	1'58.845	34.015	33.138	23.332	28.360	278.8							
20	1'58.979	33.634	33.506	23.374	28.465	280.2							

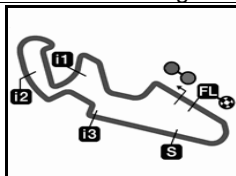
Lap	Lap Time	T1	T2	T3	T4	Speed	Lap	Lap Time	T1	T2	T3	T4	Speed
32nd	20	Jesko RAFFIN				GP Team Switzerland	SWI	Runs=2 Total laps=21 Full laps=18					
1	2'14.924	41.286	38.069	25.313	30.256	271.9							
2	2'03.008	35.257	34.592	23.556	29.603	271.3							
3	2'02.716	34.768	34.620	23.284	30.044	267.7							
4	2'01.972	34.874	34.322	23.359	29.417	265.9							
5	2'02.057	34.647	34.323	23.588	29.499	272.1							
6	2'01.148	34.449	33.929	23.176	29.594	270.2							
7	2'00.954	34.384	34.056	23.164	29.350	270.3							
8	2'00.916	34.386	33.703	23.227	29.600	269.1							
9	2'00.913	34.153	34.043	23.243	29.474	268.8							
10	2'07.854 P	34.535	34.319	23.148	35.852	267.4							
11	5'58.905	4'30.267	36.054	23.274	29.310	272.7							
12	1'59.964	33.931	33.722	23.062	29.249	273.5							
13	1'59.794	33.947	33.624	23.033	29.190	271.7							
14	1'59.177	33.734	33.462	22.914	29.067	271.3							
15	1'59.357	33.835	33.463	23.008	29.051	271.6							
16	1'59.617	34.128	33.507	22.942	29.040	271.2							
17	1'59.320	33.889	33.454	22.928	29.049	271.2							
18	1'59.351	33.754	33.495	22.982	29.120	272.3							
19	2'14.693	33.954	33.675	23.339	43.725	121.9							
20	2'00.378	33.840	34.209	23.145	29.184	272.3							
21	2'02.030	34.004	34.626	23.991	29.409	269.8							

Lap	Lap Time	T1	T2	T3	T4	Speed	Lap	Lap Time	T1	T2	T3	T4	Speed
33rd	10	Marco COLANDREA				SAG Team	SWI	Runs=3 Total laps=17 Full laps=12					
1	2'15.693	40.853	38.408	26.495	29.937	275.2							
2	2'04.190	35.553	35.291	24.202	29.144	268.5							
3	2'01.802	34.906	34.240	23.452	29.204	268.9							
4	2'01.029	34.528	33.862	23.626	29.013	276.1							
5	2'07.569 P	34.792	34.331	23.606	34.840	273.7							
6	6'18.995	4'47.740	36.770	24.109	30.376	265.1							
7	2'02.097	34.895	34.482	23.595	29.125	266.7							
8	2'00.792	34.475	33.858	23.366	29.093	267.1							
9	2'00.179	34.327	33.599	23.246	29.007	268.3							
10	2'11.318 P	34.303	37.603	24.168	35.244	265.2							
11	8'15.885	6'46.666	36.014	24.007	29.198	267.7							
12	2'01.328	34.676	34.210	23.296	29.146	268.0							

Fastest Lap: Simone CORSI Came IodaRacing Proj ITA **1'54.343** 32.570 32.097 21.914 27.762

These data/results cannot be reproduced, stored and/or transmitted in whole or in part by any manner of electronic, mechanical, photocopying, recording, broadcasting or otherwise now known or herein after developed without the previous express consent by the copyright owner, except for reproduction in daily press and regular printed publications on sale to the public within 60 days of the event related to those data/results and always provided that copyright symbol appears together as follows below.
© DORNA, 2012





5078 m.

GRAN PREMIO IVECO DE ARAGÓN

Provisional Starting Grid

Race : 21 laps = 106.638 km



1	3 1'54.618 29 Andrea IANNONE Speed Up	2 1'54.534 40 Pol ESPARGARO Kalex	1 1'54.343 3 Simone CORSI FTR
2	6 1'54.828 18 Nicolas TEROL Suter	5 1'54.787 81 Jordi TORRES Suter	4 1'54.712 71 Claudio CORTI Kalex
3	9 1'54.925 45 Scott REDDING Kalex	8 1'54.899 38 Bradley SMITH Tech 3	7 1'54.877 93 Marc MARQUEZ Suter
4	12 1'55.224 36 Mika KALLIO Kalex	11 1'55.074 80 Esteve RABAT Kalex	10 1'54.993 5 Johann ZARCO Motobi
5	15 1'55.445 19 Xavier SIMEON Tech 3	14 1'55.275 49 Axel PONS Kalex	13 1'55.235 30 Takaaki NAKAGAMI Kalex
6	18 1'55.510 15 Alex DE ANGELIS FTR	17 1'55.473 63 Mike DI MEGLIO Kalex	16 1'55.445 72 Yuki TAKAHASHI FTR
7	21 1'55.951 60 Julian SIMON Suter	20 1'55.875 95 Anthony WEST Speed Up	19 1'55.617 12 Thomas LUTHI Suter

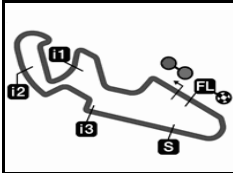
The results are provisional until the end of the limit for protest and appeals and until the ratification of the Event Management Committee.

Time limit for protest expires 60' at the latest after publication of the results - Mr. Time:

These data/results cannot be reproduced, stored and/or transmitted in whole or in part by any manner of electronic, mechanical, photocopying, recording, broadcasting or otherwise now known or herein after developed without the previous express consent by the copyright owner, except for reproduction in daily press and regular printed publications on sale to the public within 60 days of the event related to those data/results and always provided that copyright symbol appears together as follows below.

© DORNA, 2012





5078 m.

GRAN PREMIO IVECO DE ARAGÓN

Provisional Starting Grid

Race : 21 laps = 106.638 km

8

24
1'56.661
92 Alex MARIÑELARENA
Suter

23
1'56.129
77 Dominique AEGERTER
Suter

22
1'56.112
8 Gino REA
Suter

9

27
1'57.299
84 Steven ODENDAAL
AJR

26
1'57.158
14 Rattthapark WILAIROT
Suter

25
1'56.695
23 Marcel SCHROTTER
Bimota

10

30
1'57.925
22 Alessandro ANDREOZZI
Speed Up

29
1'57.462
57 Eric GRANADO
Motobi

28
1'57.370
75 Tomoyoshi KOYAMA
Suter

11

33
1'59.477
10 Marco COLANDREA
FTR

32
1'59.177
20 Jesko RAFFIN
Kalex

31
1'58.367
82 Elena ROSELL
Speed Up

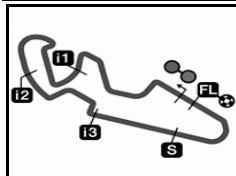
The results are provisional until the end of the limit for protest and appeals and until the ratification of the Event Management Committee.

Time limit for protest expires 60' at the latest after publication of the results - Mr. Time:

These data/results cannot be reproduced, stored and/or transmitted in whole or in part by any manner of electronic, mechanical, photocopying, recording, broadcasting or otherwise now known or herein after developed without the previous express consent by the copyright owner, except for reproduction in daily press and regular printed publications on sale to the public within 60 days of the event related to those data/results and always provided that copyright symbol appears together as follows below.

© DORNA, 2012





5078 m.

GRAN PREMIO IVECO DE ARAGÓN*After the Qualifying Practice***Event Best Maximum Speed**

<i>Rider</i>	<i>Nation Team</i>	<i>Motorcycle</i>	<i>Km/h</i>	
30 Takaaki NAKAGAMI	JPN Italtrans Racing Team	KALEX	286.0	Qualifying Practice
36 Mika KALLIO	FIN Marc VDS Racing Team	KALEX	283.8	Qualifying Practice
80 Esteve RABAT	SPA Pons 40 HP Tuenti	KALEX	281.2	Qualifying Practice
40 Poí ESPARGARO	SPA Pons 40 HP Tuenti	KALEX	280.9	Qualifying Practice
93 Marc MARQUEZ	SPA Team CatalunyaCaixa Repsol	SUTER	280.8	Qualifying Practice
29 Andrea IANNONE	ITA Speed Master	SPEED UP	280.5	Qualifying Practice
82 Elena ROSELL	SPA QMMF Racing Team	SPEED UP	280.2	Qualifying Practice
63 Mike DI MEGLIO	FRA Kiefer Racing	KALEX	278.7	Qualifying Practice
72 Yuki TAKAHASHI	JPN NGM Mobile Forward Racing	FTR	278.7	Qualifying Practice
18 Nicolas TEROL	SPA Mapfre Aspar Team Moto2	SUTER	278.6	Qualifying Practice
3 Simone CORSI	ITA Came IodaRacing Project	FTR	278.3	Qualifying Practice
95 Anthony WEST	AUS QMMF Racing Team	SPEED UP	278.3	Qualifying Practice
22 Alessandro ANDREOZZI	ITA S/Master Speed Up	SPEED UP	278.2	Qualifying Practice
60 Julian SIMON	SPA Blusens Avintia	SUTER	278.1	Qualifying Practice
81 Jordi TORRES	SPA Mapfre Aspar Team Moto2	SUTER	277.8	Qualifying Practice
75 Tomoyoshi KOYAMA	JPN Technomag-CIP	SUTER	277.7	Qualifying Practice
12 Thomas LUTHI	SWI Interwetten-Paddock	SUTER	277.1	Qualifying Practice
77 Dominique AEGERTER	SWI Technomag-CIP	SUTER	276.8	Qualifying Practice
15 Alex DE ANGELIS	RSM NGM Mobile Forward Racing	FTR	276.7	Qualifying Practice
10 Marco COLANDREA	SWI SAG Team	FTR	276.1	Qualifying Practice
71 Claudio CORTI	ITA Italtrans Racing Team	KALEX	275.7	Qualifying Practice
45 Scott REDDING	GBR Marc VDS Racing Team	KALEX	275.3	Qualifying Practice
14 Ratthapark WILAIROT	THA Thai Honda PTT Gresini Moto2	SUTER	275.3	Qualifying Practice
23 Marcel SCHROTTER	GER Desguaces La Torre SAG	BIMOTA	274.8	Qualifying Practice
49 Axel PONS	SPA Pons 40 HP Tuenti	KALEX	274.7	Qualifying Practice
38 Bradley SMITH	GBR Tech 3 Racing	TECH 3	274.5	Qualifying Practice
5 Johann ZARCO	FRA JIR Moto2	MOTOBI	274.2	Qualifying Practice
8 Gino REA	GBR Federal Oil Gresini Moto2	SUTER	273.9	Qualifying Practice
20 Jesko RAFFIN	SWI GP Team Switzerland	KALEX	273.5	Qualifying Practice
84 Steven ODENDAAL	RSA Arguiñano Racing Team	AJR	273.2	Qualifying Practice
92 Alex MARIÑELARENA	SPA Motorsport	SUTER	270.9	Qualifying Practice
57 Eric GRANADO	BRA JIR Moto2	MOTOBI	270.6	Qualifying Practice
19 Xavier SIMEON	BEL Tech 3 Racing	TECH 3	269.5	Qualifying Practice

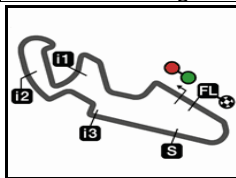
These data/results cannot be reproduced, stored and/or transmitted in whole or in part by any manner of electronic, mechanical, photocopying, recording, broadcasting or otherwise now known or herein after developed without the previous express consent by the copyright owner, except for reproduction in daily press and regular printed publications on sale to the public within 60 days of the event related to those data/results and always provided that copyright symbol appears together as follows below.

© DORNA, 2012

Official MotoGP Timing by **TISSOT**
www.motogp.com



Alcañiz, Saturday, September 29, 2012



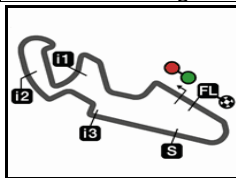
5078 m.

GRAN PREMIO IVECO DE ARAGÓN**Qualifying Practice****Best Partial Times***IT* Ideal Lap Time, sum of the best partial times*BT* Best Lap Time

T1		T2		T3		T4				IT	BT	
<i>Pos</i>	<i>Rider</i>	<i>Time</i>	<i>Rider</i>	<i>Time</i>	<i>Rider</i>	<i>Time</i>	<i>Rider</i>	<i>Time</i>	<i>Pos</i>	<i>Rider</i>		
1	J.TORRES	32.374	A.IANNONE	32.093	C.CORTI	21.814	E.RABAT	27.738	1	S.CORSI	1'54.343	1'54.343 (1)
2	P.ESPARGARO	32.448	S.CORSI	32.097	M.MARQUEZ	21.841	S.CORSI	27.762	2	A.IANNONE	1'54.435	1'54.618 (3)
3	A.IANNONE	32.456	N.TEROL	32.103	B.SMITH	21.877	A.IANNONE	27.817	3	P.ESPARGAR	1'54.487	1'54.534 (2)
4	C.CORTI	32.514	M.MARQUEZ	32.140	J.ZARCO	21.909	M.MARQUEZ	27.834	4	M.MARQUEZ	1'54.533	1'54.877 (7)
5	S.CORSI	32.570	B.SMITH	32.162	S.CORSI	21.914	P.ESPARGARO	27.835	5	C.CORTI	1'54.569	1'54.712 (4)
6	E.RABAT	32.606	J.TORRES	32.199	S.REDDING	21.927	N.TEROL	27.849	6	J.TORRES	1'54.582	1'54.787 (5)
7	B.SMITH	32.632	P.ESPARGARO	32.211	J.TORRES	21.954	M.KALLIO	27.864	7	E.RABAT	1'54.703	1'55.074 (11)
8	S.REDDING	32.668	J.ZARCO	32.243	T.NAKAGAMI	21.986	Y.TAKAHASHI	27.889	8	N.TEROL	1'54.796	1'54.828 (6)
9	T.NAKAGAMI	32.712	E.RABAT	32.266	P.ESPARGARO	21.993	M.DI MEGLIO	27.935	9	B.SMITH	1'54.798	1'54.899 (8)
10	M.MARQUEZ	32.718	C.CORTI	32.270	X.SIMEON	21.996	A.PONS	27.937	10	S.REDDING	1'54.863	1'54.925 (9)
11	A.PONS	32.723	M.KALLIO	32.271	T.LUTHI	22.006	C.CORTI	27.971	11	A.PONS	1'54.940	1'55.275 (14)
12	N.TEROL	32.751	A.PONS	32.274	A.PONS	22.006	S.REDDING	27.982	12	J.ZARCO	1'54.993	1'54.993 (10)
13	M.KALLIO	32.765	S.REDDING	32.286	M.DI MEGLIO	22.032	T.LUTHI	28.011	13	M.KALLIO	1'54.995	1'55.224 (12)
14	J.ZARCO	32.776	X.SIMEON	32.300	A.IANNONE	22.069	T.NAKAGAMI	28.017	14	T.NAKAGAMI	1'55.029	1'55.235 (13)
15	A.DE ANGELIS	32.852	T.NAKAGAMI	32.314	N.TEROL	22.093	A.DE ANGELIS	28.029	15	X.SIMEON	1'55.291	1'55.445 (15)
16	M.DI MEGLIO	32.923	Y.TAKAHASHI	32.350	E.RABAT	22.093	J.SIMON	28.043	16	M.DI MEGLIO	1'55.338	1'55.473 (17)
17	X.SIMEON	32.930	T.LUTHI	32.366	M.KALLIO	22.095	J.TORRES	28.055	17	A.DE ANGELIS	1'55.365	1'55.510 (18)
18	G.REA	32.975	A.DE ANGELIS	32.379	J.SIMON	22.099	J.ZARCO	28.065	18	T.LUTHI	1'55.388	1'55.617 (19)
19	Y.TAKAHASHI	32.975	M.DI MEGLIO	32.448	A.DE ANGELIS	22.105	X.SIMEON	28.065	19	Y.TAKAHASHI	1'55.397	1'55.445 (16)
20	D.AEGERTER	32.975	A.WEST	32.494	A.MARIÑELAREN	22.175	A.WEST	28.076	20	A.WEST	1'55.743	1'55.875 (20)
21	A.WEST	32.979	G.REA	32.541	Y.TAKAHASHI	22.183	B.SMITH	28.127	21	J.SIMON	1'55.812	1'55.951 (21)
22	T.LUTHI	33.005	J.SIMON	32.574	A.WEST	22.194	D.AEGERTER	28.202	22	D.AEGERTER	1'56.001	1'56.129 (23)
23	J.SIMON	33.096	D.AEGERTER	32.591	D.AEGERTER	22.233	M.SCHROTTER	28.269	23	G.REA	1'56.073	1'56.112 (22)
24	A.MARIÑELAREN	33.187	A.MARIÑELAREN	32.595	M.SCHROTTER	22.257	G.REA	28.291	24	A.MARIÑELAR	1'56.268	1'56.661 (24)

These data/results cannot be reproduced, stored and/or transmitted in whole or in part by any manner of electronic, mechanical, photocopying, recording, broadcasting or otherwise now known or herein after developed without the previous express consent by the copyright owner, except for reproduction in daily press and regular printed publications on sale to the public within 60 days of the event related to those data/results and always provided that copyright symbol appears together as follows below.
© DORNA, 2012





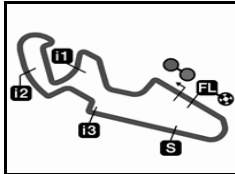
5078 m.

GRAN PREMIO IVECO DE ARAGÓN**Qualifying Practice****Best Partial Times***IT* Ideal Lap Time, sum of the best partial times*BT* Best Lap Time

T1			T2			T3			T4				
<i>Pos</i>	<i>Rider</i>	<i>Time</i>	<i>Rider</i>	<i>Time</i>	<i>Rider</i>	<i>Time</i>	<i>Rider</i>	<i>Time</i>	<i>Pos</i>	<i>Rider</i>	<i>IT</i>	<i>BT</i>	
25	M.SCHROTTER	33.303	R.WILAIROT	32.641	G.REA	22.266	T.KOYAMA	28.294	25	M.SCHROTTE	1'56.511	1'56.695 (25)	
26	S.ODENDAAL	33.343	M.SCHROTTER	32.682	E.GRANADO	22.270	A.MARIÑELAREN	28.311	26	S.ODENDAAL	1'57.002	1'57.299 (27)	
27	A.ANDREOZZI	33.399	T.KOYAMA	32.885	S.ODENDAAL	22.403	E.ROSELL	28.360	27	R.WILAIROT	1'57.003	1'57.158 (26)	
28	R.WILAIROT	33.420	E.GRANADO	32.890	R.WILAIROT	22.482	S.ODENDAAL	28.363	28	T.KOYAMA	1'57.220	1'57.370 (28)	
29	T.KOYAMA	33.435	S.ODENDAAL	32.893	T.KOYAMA	22.606	A.ANDREOZZI	28.458	29	E.GRANADO	1'57.287	1'57.462 (29)	
30	E.GRANADO	33.465	A.ANDREOZZI	33.104	A.ANDREOZZI	22.788	R.WILAIROT	28.460	30	A.ANDREOZZI	1'57.749	1'57.925 (30)	
31	E.ROSELL	33.634	E.ROSELL	33.138	E.ROSELL	22.867	E.GRANADO	28.662	31	E.ROSELL	1'57.999	1'58.367 (31)	
32	J.RAFFIN	33.734	J.RAFFIN	33.454	J.RAFFIN	22.914	M.COLANDREA	28.790	32	J.RAFFIN	1'59.142	1'59.177 (32)	
33	M.COLANDREA	34.131	M.COLANDREA	33.540	M.COLANDREA	23.007	J.RAFFIN	29.040	33	M.COLANDREA	1'59.468	1'59.477 (33)	

These data/results cannot be reproduced, stored and/or transmitted in whole or in part by any manner of electronic, mechanical, photocopying, recording, broadcasting or otherwise now known or herein after developed without the previous express consent by the copyright owner, except for reproduction in daily press and regular printed publications on sale to the public within 60 days of the event related to those data/results and always provided that copyright symbol appears together as follows below.
© DORNA, 2012






5078 m.

GRAN PREMIO IVECO DE ARAGÓN

Qualifying Practice

Fastest Laps Sequence

<i>Practice Time</i>	 <i>Rider</i>	<i>Nation</i>	<i>Motorcycle</i>	<i>Time</i>	<i>Km/h</i>	<i>Rider's Lap</i>
4'01.434	5 Johann ZARCO	FRA	MOTOBI	1'58.067	154.834	2
4'05.209	12 Thomas LUTHI	SWI	SUTER	1'57.533	155.537	2
5'57.573	5 Johann ZARCO	FRA	MOTOBI	1'56.139	157.404	3
7'53.639	5 Johann ZARCO	FRA	MOTOBI	1'56.066	157.503	4
7'55.090	40 Pol ESPARGARO	SPA	KALEX	1'56.011	157.578	4
10'17.405	93 Marc MARQUEZ	SPA	SUTER	1'55.218	158.662	5
12'12.395	93 Marc MARQUEZ	SPA	SUTER	1'54.990	158.977	6
29'06.024	93 Marc MARQUEZ	SPA	SUTER	1'54.877	159.133	12
30'01.091	29 Andrea IANNONE	ITA	SPEED UP	1'54.846	159.176	11
30'23.971	81 Jordi TORRES	SPA	SUTER	1'54.787	159.258	12
33'14.243	71 Claudio CORTI	ITA	KALEX	1'54.712	159.362	14
43'15.790	40 Pol ESPARGARO	SPA	KALEX	1'54.705	159.372	18
44'04.510	29 Andrea IANNONE	ITA	SPEED UP	1'54.618	159.493	17
45'10.324	40 Pol ESPARGARO	SPA	KALEX	1'54.534	159.610	19
45'58.017	3 Simone CORSI	ITA	FTR	1'54.343	159.876	19

These data/results cannot be reproduced, stored and/or transmitted in whole or in part by any manner of electronic, mechanical, photocopying, recording, broadcasting or otherwise now known or herein after developed without the previous express consent by the copyright owner, except for reproduction in daily press and regular printed publications on sale to the public within 60 days of the event related to those data/results and always provided that copyright symbol appears together as follows below.

© DORNA, 2012

Official MotoGP Timing by **TISSOT**
www.motogp.com



Alcañiz, Saturday, September 29, 2012