


3671 m.

**eni MOTORRAD GRAND PRIX DEUTSCHLAND****Free Practice Nr. 1****Classification****3**

	Rider	Nation	Team	Motorcycle	Time	Lap Total	Gap	Top Speed
1	40 <b>Po ESPARGARO</b>	SPA	Pons 40 HP Tuenti	KALEX	<b>1'25.179</b>	22 23		<b>243.7</b>
2	93 <b>Marc MARQUEZ</b>	SPA	Team CatalunyaCaixa Repsol	SUTER	<b>1'25.227</b>	18 19	0.048 0.048	<b>245.6</b>
3	38 <b>Bradley SMITH</b>	GBR	Tech 3 Racing	TECH 3	<b>1'25.512</b>	22 22	0.333 0.285	<b>241.8</b>
4	36 <b>Mika KALLIO</b>	FIN	Marc VDS Racing Team	KALEX	<b>1'25.606</b>	14 22	0.427 0.094	<b>244.2</b>
5	15 <b>Alex DE ANGELIS</b>	RSM	NGM Mobile Forward Racing	FTR	<b>1'25.783</b>	5 20	0.604 0.177	<b>241.3</b>
6	29 <b>Andrea IANNONE</b>	ITA	Speed Master	SPEED UP	<b>1'25.784</b>	14 16	0.605 0.001	<b>241.3</b>
7	12 <b>Thomas LUTHI</b>	SWI	Interwetten-Paddock	SUTER	<b>1'25.904</b>	19 20	0.725 0.120	<b>243.9</b>
8	77 <b>Dominique AEGERTER</b>	SWI	Technomag-CIP	SUTER	<b>1'25.914</b>	18 22	0.735 0.010	<b>242.8</b>
9	72 <b>Yuki TAKAHASHI</b>	JPN	NGM Mobile Forward Racing	FTR	<b>1'25.994</b>	17 19	0.815 0.080	<b>243.0</b>
10	3 <b>Simone CORSI</b>	ITA	Came IodaRacing Project	FTR	<b>1'26.010</b>	11 25	0.831 0.016	<b>243.8</b>
11	45 <b>Scott REDDING</b>	GBR	Marc VDS Racing Team	KALEX	<b>1'26.017</b>	21 22	0.838 0.007	<b>239.9</b>
12	5 <b>Johann ZARCO</b>	FRA	JIR Moto2	MOTOBI	<b>1'26.019</b>	20 24	0.840 0.002	<b>243.6</b>
13	4 <b>Randy KRUMMENACHER</b>	SWI	GP Team Switzerland	KALEX	<b>1'26.043</b>	5 26	0.864 0.024	<b>241.3</b>
14	71 <b>Claudio CORTI</b>	ITA	Italtrans Racing Team	KALEX	<b>1'26.185</b>	17 20	1.006 0.142	<b>238.7</b>
15	19 <b>Xavier SIMEON</b>	BEL	Tech 3 Racing	TECH 3	<b>1'26.232</b>	20 23	1.053 0.047	<b>237.9</b>
16	80 <b>Esteve RABAT</b>	SPA	Pons 40 HP Tuenti	KALEX	<b>1'26.245</b>	20 23	1.066 0.013	<b>246.2</b>
17	24 <b>Toni ELIAS</b>	SPA	Mapfre Aspar Team Moto2	SUTER	<b>1'26.247</b>	12 13	1.068 0.002	<b>243.8</b>
18	95 <b>Anthony WEST</b>	AUS	QMMF Racing Team	MORIWAKI	<b>1'26.325</b>	19 23	1.146 0.078	<b>236.8</b>
19	44 <b>Roberto ROLFO</b>	ITA	Technomag-CIP	SUTER	<b>1'26.338</b>	19 20	1.159 0.013	<b>240.9</b>
20	60 <b>Julian SIMON</b>	SPA	Blusens Avintia	SUTER	<b>1'26.389</b>	18 19	1.210 0.051	<b>239.8</b>
21	18 <b>Nicolas TEROL</b>	SPA	Mapfre Aspar Team Moto2	SUTER	<b>1'26.410</b>	25 25	1.231 0.021	<b>243.8</b>
22	14 <b>Ratthapark WILAIROT</b>	THA	Thai Honda PTT Gresini Moto2	SUTER	<b>1'26.558</b>	6 11	1.379 0.148	<b>239.4</b>
23	76 <b>Max NEUKIRCHNER</b>	GER	Kiefer Racing	KALEX	<b>1'26.564</b>	19 22	1.385 0.006	<b>239.4</b>
24	88 <b>Ricard CARDUS</b>	SPA	Arguiñano Racing Team	AJR	<b>1'26.739</b>	21 24	1.560 0.175	<b>238.4</b>
25	30 <b>Takaaki NAKAGAMI</b>	JPN	Italtrans Racing Team	KALEX	<b>1'26.949</b>	15 21	1.770 0.210	<b>239.5</b>
26	49 <b>Axel PONS</b>	SPA	Pons 40 HP Tuenti	KALEX	<b>1'27.126</b>	20 22	1.947 0.177	<b>239.1</b>
27	8 <b>Gino REA</b>	GBR	Federal Oil Gresini Moto2	SUTER	<b>1'27.317</b>	21 21	2.138 0.191	<b>242.1</b>
28	21 <b>Markus REITERBERGER</b>	GER	Cresto Guide MZ Racing	MZ-RE HONDA	<b>1'27.413</b>	12 24	2.234 0.096	<b>236.7</b>
29	50 <b>Damian CUDLIN</b>	AUS	Desguaces La Torre SAG	BIMOTA	<b>1'28.350</b>	16 21	3.171 0.937	<b>234.3</b>
30	57 <b>Eric GRANADO</b>	BRA	JIR Moto2	MOTOBI	<b>1'28.495</b>	18 23	3.316 0.145	<b>235.3</b>
31	11 <b>Kevin WAHR</b>	GER	Kiefer Racing	IAMT	<b>1'28.641</b>	21 23	3.462 0.146	<b>235.5</b>
32	10 <b>Marco COLANDREA</b>	SWI	SAG Team	FTR	<b>1'29.003</b>	23 24	3.824 0.362	<b>240.0</b>
33	22 <b>Alessandro ANDREOZZI</b>	ITA	S/Master Speed Up	SPEED UP	<b>1'29.838</b>	20 22	4.659 0.835	<b>239.3</b>
34	82 <b>Elena ROSELL</b>	SPA	QMMF Racing Team	MORIWAKI	<b>1'30.772</b>	22 22	5.593 0.934	<b>237.2</b>

**Practice condition** Dry

Air: 25°

Humidity: 64%

Ground: 20°

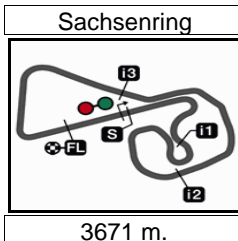
<b>Fastest Lap:</b>	Lap: 22	<b>Po ESPARGARO</b>	<b>1'25.179</b>	155.15 Km/h
<b>Circuit Record Lap:</b>	2011	<b>Yonny HERNANDEZ</b>	<b>1'25.255</b>	155.012 Km/h
<b>Circuit Best Lap:</b>	2011	<b>Marc MARQUEZ</b>	<b>1'24.733</b>	155.967 Km/h

The results are provisional until the end of the limit for protest and appeals.

Time limit for protest expires 60' after publication of the results - Mr. .... Time: .....

These data/results cannot be reproduced, stored and/or transmitted in whole or in part by any manner of electronic, mechanical, photocopying, recording, broadcasting or otherwise now known or herein after developed without the previous express consent by the copyright owner, except for reproduction in daily press and regular printed publications on sale to the public within 60 days of the event related to those data/results and always provided that copyright symbol appears together as follows below.

© DORNA, 2012

**eni MOTORRAD GRAND PRIX DEUTSCHLAND****Free Practice Nr. 1****Top Speed & Average****4**

<i>Rider</i>	<i>Nation</i>	<i>Motorcycle</i>	<i>Top 5 speeds</i>					<i>Average</i>	<i>Top</i>
80 <b>Esteve RABAT</b>	<b>SPA</b>	KALEX	246.2	244.6	243.7	243.1	243.0	244.1	<b>246.2</b>
93 <b>Marc MARQUEZ</b>	<b>SPA</b>	SUTER	245.6	243.8	243.5	243.4	243.2	243.9	<b>245.6</b>
36 <b>Mika KALLIO</b>	<b>FIN</b>	KALEX	244.2	244.2	243.8	243.8	243.0	243.8	<b>244.2</b>
12 <b>Thomas LUTHI</b>	<b>SWI</b>	SUTER	243.9	243.5	243.3	242.8	242.7	243.1	<b>243.9</b>
3 <b>Simone CORSI</b>	<b>ITA</b>	FTR	243.8	242.6	241.9	241.8	241.3	242.3	<b>243.8</b>
18 <b>Nicolas TEROL</b>	<b>SPA</b>	SUTER	243.8	243.1	242.4	242.2	242.1	242.7	<b>243.8</b>
24 <b>Toni ELIAS</b>	<b>SPA</b>	SUTER	243.8	242.0	241.3	241.2	241.2	241.9	<b>243.8</b>
40 <b>Po ESPARGARO</b>	<b>SPA</b>	KALEX	243.7	242.4	242.2	241.9	241.7	242.4	<b>243.7</b>
5 <b>Johann ZARCO</b>	<b>FRA</b>	MOTOBI	243.6	241.3	240.9	240.9	240.3	241.4	<b>243.6</b>
72 <b>Yuki TAKAHASHI</b>	<b>JPN</b>	FTR	243.0	242.7	242.1	241.5	241.2	242.1	<b>243.0</b>
77 <b>Dominique AEGERTER</b>	<b>SWI</b>	SUTER	242.8	242.5	242.3	242.2	241.8	242.3	<b>242.8</b>
8 <b>Gino REA</b>	<b>GBR</b>	SUTER	242.1	240.8	240.0	239.9	239.0	240.4	<b>242.1</b>
38 <b>Bradley SMITH</b>	<b>GBR</b>	TECH 3	241.8	241.1	239.8	239.5	239.0	240.2	<b>241.8</b>
4 <b>Randy KRUMMENACHER</b>	<b>SWI</b>	KALEX	241.3	240.1	239.1	239.1	239.1	239.8	<b>241.3</b>
15 <b>Alex DE ANGELIS</b>	<b>RSM</b>	FTR	241.3	241.0	240.3	239.4	239.2	240.2	<b>241.3</b>
29 <b>Andrea IANNONE</b>	<b>ITA</b>	SPEED UP	241.3	240.8	240.5	239.9	238.6	240.2	<b>241.3</b>
44 <b>Roberto ROLFO</b>	<b>ITA</b>	SUTER	240.9	240.6	239.4	239.3	238.8	239.8	<b>240.9</b>
10 <b>Marco COLANDREA</b>	<b>SWI</b>	FTR	240.0	239.7	239.4	239.3	238.6	239.4	<b>240.0</b>
45 <b>Scott REDDING</b>	<b>GBR</b>	KALEX	239.9	239.4	239.1	238.9	238.1	239.1	<b>239.9</b>
60 <b>Julian SIMON</b>	<b>SPA</b>	SUTER	239.8	238.9	238.3	238.0	237.9	238.6	<b>239.8</b>
30 <b>Takaaki NAKAGAMI</b>	<b>JPN</b>	KALEX	239.5	239.0	238.7	237.9	237.6	238.5	<b>239.5</b>
14 <b>Ratthapark WILAIROT</b>	<b>THA</b>	SUTER	239.4	238.6	238.6	238.6	236.6	238.4	<b>239.4</b>
76 <b>Max NEUKIRCHNER</b>	<b>GER</b>	KALEX	239.4	237.7	237.1	236.8	236.6	237.5	<b>239.4</b>
22 <b>Alessandro ANDREOZZI</b>	<b>ITA</b>	SPEED UP	239.3	238.6	238.6	238.2	237.8	238.5	<b>239.3</b>
49 <b>Axel PONS</b>	<b>SPA</b>	KALEX	239.1	238.0	237.9	237.8	237.7	238.1	<b>239.1</b>
71 <b>Claudio CORTI</b>	<b>ITA</b>	KALEX	238.7	238.5	238.3	238.3	238.1	238.4	<b>238.7</b>
88 <b>Ricard CARDUS</b>	<b>SPA</b>	AJR	238.4	238.1	237.9	237.4	237.3	237.8	<b>238.4</b>
19 <b>Xavier SIMEON</b>	<b>BEL</b>	TECH 3	237.9	237.2	236.2	236.1	235.3	236.5	<b>237.9</b>
82 <b>Elena ROSELL</b>	<b>SPA</b>	MORIWAKI	237.2	237.1	236.8	236.0	235.2	236.5	<b>237.2</b>
95 <b>Anthony WEST</b>	<b>AUS</b>	MORIWAKI	236.8	236.7	236.6	236.6	236.5	236.6	<b>236.8</b>
21 <b>Markus REITERBERGER</b>	<b>GER</b>	MZ-RE HONDA	236.7	235.0	235.0	235.0	234.6	235.3	<b>236.7</b>
11 <b>Kevin WAHR</b>	<b>GER</b>	IAMT	235.5	235.1	234.3	234.0	233.9	234.6	<b>235.5</b>
57 <b>Eric GRANADO</b>	<b>BRA</b>	MOTOBI	235.3	235.2	234.7	234.7	234.5	234.9	<b>235.3</b>
50 <b>Damian CUDLIN</b>	<b>AUS</b>	BIMOTA	234.3	234.2	233.8	232.6	232.3	233.4	<b>234.3</b>

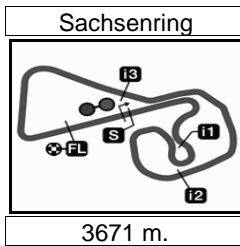
These data/results cannot be reproduced, stored and/or transmitted in whole or in part by any manner of electronic, mechanical, photocopying, recording, broadcasting or otherwise now known or herein after developed without the previous express consent by the copyright owner, except for reproduction in daily press and regular printed publications on sale to the public within 60 days of the event related to those data/results and always provided that copyright symbol appears together as follows below.

© DORNA, 2012

Official MotoGP Timing by **TISSOT**  
www.motogp.com



**Sachsenring, Friday, July 06, 2012**



Computerised results and timing service provided by **TISSOT**

**Moto2**

**eni MOTORRAD GRAND PRIX DEUTSCHLAND**

**Free Practice Nr. 1**

**Chronological Analysis of Performances**

**5**

P Crossing the finish line in pit lane		T1 Time from finish line to 1st intermediate				T2 Time from 1st intermed. to 2nd intermed.				T3 Time from 2nd intermed. to 3rd intermed.				T4 Time from 3rd intermediate to finish line			
Lap	Lap Time	T1	T2	T3	T4	Speed	Lap	Lap Time	T1	T2	T3	T4	Speed				
<b>1st</b>	<b>40</b>	<b>Pol ESPARGARO</b>				Pons 40 HP Tuenti				SPA							
		Runs=3	Total laps=23	Full laps=18													
1	2'09.923	1'00.290	25.920	20.784	22.929		2	1'29.877	20.971	25.441	20.562	22.903	234.8				
2	1'27.479	20.416	24.447	20.056	22.560	239.6	3	1'28.492	20.203	24.815	20.503	22.971	234.9				
3	1'26.486	20.049	24.366	19.752	22.319	239.5	4	1'27.840	20.270	24.810	20.257	22.503	232.1				
4	1'26.573	19.847	24.675	19.848	22.203	239.7	5	1'27.040	19.877	24.650	20.143	22.370	236.3				
5	1'26.147	19.983	24.420	19.658	22.086	239.5	6	1'27.307	20.114	24.591	20.114	22.488	237.1				
6	1'26.088	19.852	24.496	19.651	22.089	241.9	7	1'27.232	19.811	24.662	20.160	22.599	237.6				
7	1'25.991	19.703	24.205	19.891	22.192	242.2	8	1'26.791	19.788	24.525	20.077	22.401	235.8				
8	1'35.976	27.778	25.462	20.328	22.408	239.0	9	1'27.084	19.787	24.664	20.183	22.450	238.4				
9	1'25.640	19.673	24.235	19.621	22.111	241.7	10	1'45.276 P	19.980	27.103	31.086	27.107	236.7				
10	1'25.507	19.607	24.302	19.572	22.026	240.6	11	12'17.400	11'08.223	25.036	20.469	23.672					
11	1'30.741 P	20.354	25.315	20.450	24.622	241.3	12	1'27.185	19.815	24.427	20.263	22.680	234.1				
12	9'59.759	8'47.867	27.573	20.027	24.292		13	1'26.917	19.742	24.396	20.227	22.552	236.0				
13	1'26.620	19.751	24.424	20.094	22.351	240.1	14	1'26.720	19.659	24.378	20.271	22.412	236.7				
14	1'25.900	19.492	24.445	19.719	22.244	239.4	15	1'28.653 P	19.580	24.490	20.068	24.515	236.1				
15	1'26.183	19.759	24.305	19.838	22.281	240.3	16	4'08.058	3'00.477	24.893	20.254	22.434					
16	1'25.539	19.626	24.205	19.727	21.981	240.9	17	1'26.004	19.559	24.132	19.970	22.343	238.4				
17	1'26.243	19.639	24.789	19.666	22.149	241.4	18	1'25.667	19.531	24.052	19.841	22.243	239.0				
18	1'28.285 P	19.644	24.413	19.631	24.597	240.1	19	1'26.021	19.464	24.058	20.125	22.374	239.5				
19	5'13.221	4'03.186	26.477	19.996	23.562		20	1'25.823	19.516	24.214	19.870	22.223	239.8				
20	1'25.399	19.540	24.211	19.559	22.089	241.1	21	1'29.448	19.369	27.521	20.107	22.451	241.8				
21	1'26.825	19.461	25.520	19.644	22.200	240.7	22	1'25.512	19.396	24.081	19.809	22.226	241.1				
22	1'25.179	19.485	24.167	19.566	21.961	242.4											
23	1'25.477	19.392	24.172	19.844	22.069	243.7											
<b>4th</b>	<b>36</b>	<b>Mika KALLIO</b>				Marc VDS Racing Tea				FIN							
		Runs=4	Total laps=22	Full laps=15													
1	2'01.266	48.407	28.042	21.473	23.344		1	2'01.266	48.407	28.042	21.473	23.344					
2	1'28.696	20.719	25.153	20.324	22.500	239.7	2	1'28.696	20.719	25.153	20.324	22.500	239.7				
3	1'27.454	20.297	24.894	20.089	22.174	239.8	3	1'27.454	20.297	24.894	20.089	22.174	239.8				
4	1'27.143	20.034	24.726	20.096	22.287	241.2	4	1'27.143	20.034	24.726	20.096	22.287	241.2				
5	1'26.309	19.894	24.408	19.848	22.159	242.0	5	1'26.309	19.894	24.408	19.848	22.159	242.0				
6	1'26.301	19.740	24.311	20.077	22.173	241.8	6	1'26.301	19.740	24.311	20.077	22.173	241.8				
7	1'25.861	19.663	24.279	19.818	22.101	243.0	7	1'25.861	19.663	24.279	19.818	22.101	243.0				
8	1'31.033 P	19.928	24.832	20.118	26.155	244.2	8	1'31.033 P	19.928	24.832	20.118	26.155	244.2				
9	6'25.473	5'15.430	26.109	20.686	23.248		9	6'25.473	5'15.430	26.109	20.686	23.248					
10	1'26.819	19.816	24.452	20.069	22.482	240.4	10	1'26.819	19.816	24.452	20.069	22.482	240.4				
11	1'26.485	19.804	24.352	20.044	22.285	241.2	11	1'26.485	19.804	24.352	20.044	22.285	241.2				
12	1'28.210	21.678	24.491	19.836	22.205	236.8	12	1'28.210	21.678	24.491	19.836	22.205	236.8				
13	1'26.144	19.663	24.338	19.896	22.247	242.1	13	1'26.144	19.663	24.338	19.896	22.247	242.1				
14	1'25.606	19.425	24.213	19.803	22.165	242.6	14	1'25.606	19.425	24.213	19.803	22.165	242.6				
15	1'32.625 P	19.548	25.262	20.805	27.010	244.2	15	1'32.625 P	19.548	25.262	20.805	27.010	244.2				
16	6'51.413	5'40.277	27.301	20.894	22.941		16	6'51.413	5'40.277	27.301	20.894	22.941					
17	1'29.654 P	20.022	24.666	20.167	24.799	240.8	17	1'29.654 P	20.022	24.666	20.167	24.799	240.8				
18	4'04.505	2'56.117	25.462	20.351	22.575		18	4'04.505	2'56.117	25.462	20.351	22.575					
19	1'26.550	19.777	24.470	19.995	22.308	242.3	19	1'26.550	19.777	24.470	19.995	22.308	242.3				
20	1'26.543	19.577	24.551	20.057	22.358	243.8	20	1'26.543	19.577	24.551	20.057	22.358	243.8				
21	1'26.865	19.858	24.537	20.044	22.426	242.5	21	1'26.865	19.858	24.537	20.044	22.426	242.5				
22	1'33.535	23.620	26.618	20.163	23.134	243.8	22	1'33.535	23.620	26.618	20.163	23.134	243.8				
<b>5th</b>	<b>15</b>	<b>Alex DE ANGELIS</b>				NGM Mobile Forward				RSM							
		Runs=3	Total laps=20	Full laps=15													
1	2'02.526	50.050	26.840	21.892	23.744		1	2'02.526	50.050	26.840	21.892	23.744					
2	1'28.714	21.201	24.754	20.207	22.552	233.7	2	1'28.714	21.201	24.754	20.207	22.552	233.7				
3	1'27.162	20.248	24.659	20.043	22.212	237.4	3	1'27.162	20.248	24.659	20.043	22.212	237.4				

**Fastest Lap:** Pol ESPARGARO Pons 40 HP Tuenti SPA 1'25.179 19.485 24.167 19.566 21.961

These data/results cannot be reproduced, stored and/or transmitted in whole or in part by any manner of electronic, mechanical, photocopying, recording, broadcasting or otherwise now known or herein after developed without the previous express consent by the copyright owner, except for reproduction in daily press and regular printed publications on sale to the public within 60 days of the event related to those data/results and always provided that copyright symbol appears together as follows below.  
© DORNA, 2012



# Free Practice Nr. 1

# Moto2

Lap	Lap Time	T1	T2	T3	T4	Speed	Lap	Lap Time	T1	T2	T3	T4	Speed
4	1'26.938	20.113	24.433	20.093	22.299	240.3	1	1'37.010	24.693	26.885	21.671	23.761	
5	1'25.783	19.698	24.055	19.847	22.183	238.9	2	1'30.032	21.027	25.629	20.699	22.677	234.8
6	1'30.817	22.696	25.448	20.229	22.444	238.6	3	1'28.777	20.261	24.891	20.841	22.784	237.5
7	1'26.456	19.754	24.334	19.998	22.370	239.4	4	1'27.836	20.376	24.686	20.205	22.569	237.2
8	1'25.831	19.714	24.027	19.793	22.297	239.1	5	1'27.193	19.934	24.663	20.156	22.440	237.9
9	1'25.897	19.693	24.081	19.857	22.266	239.1	6	1'27.296	20.122	24.567	20.087	22.520	237.8
10	1'38.901 P	22.788	26.383	21.146	28.584	239.2	7	1'27.983	20.571	24.747	20.027	22.638	238.1
11	8'31.142	7'18.697	28.151	21.200	23.094		8	1'26.752	20.041	24.391	19.921	22.399	240.3
12	1'29.272	21.784	24.707	20.249	22.532	235.2	9	1'26.739	19.925	24.410	20.022	22.382	242.8
13	1'28.199	19.978	24.333	19.904	23.984	234.0	10	1'30.583 P	19.669	25.404	20.253	25.257	242.5
14	1'26.636	19.822	24.541	19.897	22.376	236.8	11	8'16.634	7'08.374	25.326	20.272	22.662	
15	1'26.081	19.611	24.303	19.907	22.260	238.1	12	1'26.827	20.061	24.372	20.015	22.379	237.2
16	1'27.036	20.085	24.520	20.022	22.409	241.0	13	1'26.530	19.835	24.467	19.877	22.351	237.2
17	1'26.918	19.679	24.240	19.896	23.103	238.5	14	1'26.161	19.574	24.288	19.876	22.423	238.1
18	1'36.799 P	22.724	25.988	21.249	26.838	224.8	15	1'26.342	19.778	24.278	19.874	22.412	238.9
19	9'20.701	8'11.521	26.535	20.378	22.267		16	1'28.282 P	19.790	24.489	19.979	24.024	239.3
20	1'29.952	21.440	25.808	20.194	22.510	241.3	17	8'16.304	7'07.448	25.719	20.505	22.632	

**6th 29** **Andrea IANNONE** Speed Master ITA  
Runs=3 Total laps=16 Full laps=11

1	2'42.600	1'29.713	28.161	21.561	23.165	
2	1'29.027	20.533	25.328	20.429	22.737	236.4
3	1'27.490	20.033	25.097	20.186	22.174	238.1
4	1'27.556	20.163	24.713	20.271	22.409	238.4
5	2'52.138 P	20.027	24.512	19.970	1'47.629	238.6
6	14'35.550	13'23.069	26.130	20.827	25.524	
7	1'27.831	20.468	24.745	20.050	22.568	236.1
8	1'58.273			20.420	22.440	236.9
9	1'26.978	19.956	24.499	19.913	22.610	237.4
10	1'26.818	19.855	24.480	20.003	22.480	237.2
11	1'28.510 P	19.955	24.624	20.164	23.767	236.7
12	7'12.981	6'03.980	26.645	20.012	22.344	
13	1'26.261	19.727	24.450	19.906	22.178	239.9
14	1'25.784	19.639	24.256	19.802	22.087	240.5
15	1'26.121	19.705	24.204	19.772	22.440	240.8
16	1'26.385	19.849	24.503	19.820	22.213	241.3

**7th 12** **Thomas LUTHI** Interwetten-Paddock SWI  
Runs=3 Total laps=21 Full laps=15

1	2'09.199	56.281	27.489	21.932	23.497	
2	1'28.392	20.414	24.833	20.544	22.601	238.4
3	1'28.787	20.056	24.585	21.453	22.693	242.2
4	1'26.704	19.748	24.421	20.296	22.239	242.8
5	1'27.660	20.768	24.496	20.166	22.230	242.3
6	1'26.629	19.709	24.265	20.246	22.409	243.3
7	1'25.974	19.576	24.165	20.057	22.176	242.7
8	1'26.160	19.669	24.272	20.002	22.217	243.9
9	1'30.758 P	19.459	26.015	20.388	24.896	241.2
10	8'01.749	6'53.529	25.190	20.431	22.599	
11	1'26.584	19.822	24.400	20.124	22.238	237.8
12	1'26.983	19.611	24.525	20.675	22.172	239.4
13	1'26.153	19.648	24.184	20.194	22.127	240.2
14	1'26.640	19.914	24.417	20.004	22.305	241.4
15	1'25.916	19.584	24.104	19.965	22.263	240.7
16	1'32.809 P	21.865	25.606	20.533	24.805	240.0
17	8'06.587	6'51.789	31.066	21.216	22.516	
18	1'26.133	19.600	24.219	20.040	22.274	241.8
19	1'25.904	19.658	24.204	19.891	22.151	242.7
20	1'25.953	19.470	24.415	19.907	22.161	243.5
	unfinished	19.540				242.3

**8th 77** **Dominique AEGERT** Technomag-CIP SWI  
Runs=3 Total laps=22 Full laps=17

**9th 72** **Yuki TAKAHASHI** NGM Mobile Forward JPN  
Runs=2 Total laps=19 Full laps=16

1	1'53.732	41.750	26.860	21.416	23.706	
2	1'31.261	21.578	25.455	20.739	23.489	235.7
3	1'28.489	20.170	25.038	20.376	22.905	239.9
4	1'28.133	20.148	24.832	20.376	22.777	240.2
5	1'27.069	19.784	24.599	20.060	22.626	240.9
6	1'26.725	19.694	24.571	19.993	22.467	239.8
7	1'26.984	19.672	24.582	19.926	22.804	240.9
8	1'26.781	19.640	24.519	20.050	22.572	240.9
9	1'31.838 P	19.699	24.526	20.353	27.260	240.9
10	19'02.436	17'51.779	26.111	20.486	24.060	
11	1'27.184	19.822	24.674	19.973	22.715	238.4
12	1'26.949	19.661	24.516	20.160	22.612	240.0
13	1'26.640	19.511	24.581	19.985	22.563	241.5
14	1'26.659	19.525	24.758	19.888	22.488	241.0
15	1'26.231	19.480	24.500	19.835	22.416	241.2
16	1'27.180	19.465	24.416	20.544	22.755	242.1
17	1'25.994	19.486	24.331	19.813	22.364	241.0
18	1'26.210	19.459	24.317	19.977	22.457	243.0
19	1'26.554	19.586	24.581	19.946	22.441	242.7

**10th 3** **Simone CORSI** Came IodaRacing Proj ITA  
Runs=2 Total laps=25 Full laps=22

1	2'33.574	1'19.138	27.897	22.146	24.393	
2	1'30.099	21.488	25.497	20.511	22.603	233.3
3	1'27.961	20.479	24.687	20.162	22.633	238.0
4	1'27.100	20.185	24.447	20.122	22.346	239.6
5	1'26.772	20.025	24.441	19.913	22.393	240.2
6	1'26.526	19.932	24.219	20.006	22.369	241.3
7	1'26.477	19.750	24.365	20.028	22.334	241.8
8	1'26.055	19.736	24.188	20.008	22.123	240.9
9	1'26.301	19.734	24.187	20.139	22.241	241.9
10	1'26.612	19.877	24.206	20.027	22.502	241.2
11	1'26.010	19.771	24.168	19.809	22.262	240.3
12	1'26.941	19.974	24.360	20.127	22.480	239.8
13	1'26.682	19.813	24.355	20.207	22.307	240.0
14	1'26.367	19.709	24.291	20.034	22.333	239.8
15	1'26.343	19.657	24.349	20.053	22.284	240.8
16	1'26.669	19.759	24.340	20.066	22.504	239.8

**Fastest Lap:** Pol ESPARGARO Pons 40 HP Tuenti SPA 1'25.179 19.485 24.167 19.566 21.961

These data/results cannot be reproduced, stored and/or transmitted in whole or in part by any manner of electronic, mechanical, photocopying, recording, broadcasting or otherwise now known or herein after developed without the previous express consent by the copyright owner, except for reproduction in daily press and regular printed publications on sale to the public within 60 days of the event related to those data/results and always provided that copyright symbol appears together as follows below.  
© DORNA, 2012



# Free Practice Nr. 1

# Moto2

Lap	Lap Time	T1	T2	T3	T4	Speed
17	<b>1'26.440</b>	19.699	24.336	20.033	22.372	240.4
18	<b>1'26.381</b>	19.867	24.325	19.946	22.243	239.1
19	<b>1'26.554</b>	19.754	24.424	20.114	22.262	241.0
20	<b>1'26.164</b>	19.753	24.218	19.989	22.204	240.9
21	<b>1'31.754</b> P	20.507	24.862	20.288	26.097	240.3
22	<b>9'10.739</b>	<b>7'32.882</b>	52.436	21.991	23.430	
23	<b>1'28.835</b>	21.053	25.121	20.303	22.358	234.7
24	<b>1'27.530</b>	20.279	24.715	20.127	22.409	<b>243.8</b>
25	<b>1'26.783</b>	20.034	24.393	19.974	22.382	242.6

11th 45		Scott REDDING					Marc VDS Racing Tea GBR		
		Runs=3	Total laps=22	Full laps=17					
1	<b>2'26.255</b>	1'11.690	27.661	22.395	24.509				
2	<b>1'29.402</b>	20.846	25.158	20.474	22.924	234.5			
3	<b>1'28.337</b>	20.355	24.782	20.355	22.845	236.2			
4	<b>1'27.397</b>	20.071	24.533	20.281	22.512	236.2			
5	<b>1'27.550</b>	19.981	24.503	20.582	22.484	237.5			
6	<b>1'26.729</b>	19.941	24.348	20.069	22.371	237.0			
7	<b>1'26.956</b>	19.765	24.343	20.429	22.419	237.6			
8	<b>1'26.902</b>	19.835	24.525	20.222	22.320	238.0			
9	<b>1'26.893</b>	19.592	24.425	20.414	22.462	237.6			
10	<b>1'33.805</b> P	20.080	26.527	20.574	26.624	237.2			
11	<b>9'12.316</b>	<b>8'02.899</b>	25.693	20.722	23.002				
12	<b>1'27.222</b>	19.910	24.538	20.271	22.503	235.4			
13	<b>1'26.867</b>	19.712	24.573	20.283	22.299	236.3			
14	<b>1'36.054</b> P	19.955	26.719	20.764	28.616	238.0			
15	<b>5'52.674</b>	<b>4'42.779</b>	25.941	21.023	22.931				
16	<b>1'26.855</b>	19.802	24.443	20.199	22.411	235.6			
17	<b>1'26.637</b>	19.767	24.477	20.040	22.353	237.5			
18	<b>1'26.218</b>	19.643	24.332	20.001	22.242	238.1			
19	<b>1'26.030</b>	19.473	24.309	20.039	22.209	239.1			
20	<b>1'26.249</b>	19.462	24.368	20.133	22.286	238.9			
21	<b>1'26.017</b>	19.470	24.331	19.961	22.255	239.4			
22	<b>1'26.283</b>	19.528	24.356	20.110	22.289	239.9			

12th 5		Johann ZARCO					JIR Moto2 FRA		
		Runs=3	Total laps=24	Full laps=19					
1	<b>1'46.294</b>	28.783	29.050	22.963	25.498				
2	<b>1'33.335</b>	22.812	26.105	21.027	23.391	221.9			
3	<b>1'28.519</b>	20.688	24.984	20.227	22.620	236.6			
4	<b>1'42.591</b>	24.183	34.267	20.479	23.662	238.4			
5	<b>1'27.305</b>	20.131	24.717	20.112	22.345	237.9			
6	<b>1'27.808</b>	19.993	24.677	20.402	22.736	240.9			
7	<b>1'27.372</b>	19.909	24.720	20.175	22.568	240.9			
8	<b>1'31.723</b> P	19.937	24.966	20.609	26.211	241.3			
9	<b>7'53.300</b>	<b>6'43.650</b>	26.099	20.686	22.865				
10	<b>1'27.695</b>	20.195	24.832	20.155	22.513	235.6			
11	<b>1'27.490</b>	20.047	24.797	20.240	22.406	235.8			
12	<b>1'27.260</b>	20.169	24.543	20.169	22.379	237.1			
13	<b>1'31.729</b>	20.691	28.637	20.082	22.319	236.0			
14	<b>1'27.026</b>	19.698	24.700	20.246	22.382	239.7			
15	<b>1'26.478</b>	19.608	24.639	19.925	22.306	238.3			
16	<b>1'29.629</b> P	19.869	25.010	20.338	24.412	237.7			
17	<b>5'13.230</b>	<b>4'03.190</b>	27.182	20.364	22.494				
18	<b>1'26.620</b>	19.796	24.507	20.009	22.308	237.3			
19	<b>1'26.202</b>	19.536	24.544	19.923	22.199	239.8			
20	<b>1'26.019</b>	19.570	24.347	19.851	22.251	239.3			
21	<b>1'26.294</b>	19.665	24.489	19.949	22.191	239.4			
22	<b>1'28.439</b>	20.047	26.129	19.879	22.384	239.6			
23	<b>1'26.576</b>	19.642	24.507	20.112	22.315	243.6			
24	<b>1'26.658</b>	19.729	24.654	20.039	22.236	240.3			

13th 4		Randy KRUMMENA					GP Team Switzerland SWI		
		Runs=2	Total laps=26	Full laps=23					
1	<b>2'02.782</b>	52.012	26.801	20.876	23.093				
2	<b>1'29.714</b>	21.140	24.711	20.211	23.652	239.1			
3	<b>1'27.625</b>	20.138	24.712	20.290	22.485	236.9			
4	<b>1'26.918</b>	19.910	24.351	20.016	22.641	237.6			
5	<b>1'26.043</b>	19.716	24.140	19.709	22.478	238.4			
6	<b>1'26.659</b>	19.829	24.250	19.949	22.631	238.8			
7	<b>1'26.754</b>	19.883	24.366	20.075	22.430	236.9			
8	<b>1'26.502</b>	19.715	24.279	19.826	22.682	240.1			
9	<b>1'26.683</b>	19.726	24.283	19.986	22.688	237.4			
10	<b>1'26.394</b>	19.898	24.229	19.824	22.443	239.1			
11	<b>1'27.364</b>	20.336	24.378	19.954	22.696	238.5			
12	<b>1'26.444</b>	19.791	24.336	19.765	22.552	236.7			
13	<b>1'32.310</b> P	19.862	24.548	20.210	27.690	235.9			
14	<b>8'41.182</b>	<b>7'29.217</b>	28.272	20.521	23.172				
15	<b>1'26.691</b>	19.798	24.441	20.048	22.404	238.9			
16	<b>1'26.173</b>	19.702	24.265	19.795	22.411	237.9			
17	<b>1'26.146</b>	19.728	24.289	19.728	22.401	238.5			
18	<b>1'26.661</b>	19.679	24.343	20.198	22.441	238.5			
19	<b>1'26.533</b>	19.676	24.409	19.804	22.644	238.2			
20	<b>1'26.394</b>	19.671	24.352	19.762	22.609	237.5			
21	<b>1'26.080</b>	19.588	24.313	19.727	22.452	237.9			
22	<b>1'26.230</b>	19.646	24.409	19.731	22.444	238.4			
23	<b>1'27.534</b>	19.912	24.822	20.174	22.626	239.1			
24	<b>1'26.609</b>	19.721	24.468	19.871	22.549	238.1			
25	<b>1'33.004</b>	21.097	29.221	20.157	22.529	238.8			
26	<b>1'26.529</b>	19.659	24.296	20.005	22.569	241.3			

14th 71		Claudio CORTI					Italtrans Racing Team ITA		
		Runs=3	Total laps=20	Full laps=15					
1	<b>2'14.490</b>	1'00.472	26.574	21.293	26.151				
2	<b>1'32.169</b>	21.009	26.381	20.722	24.057	229.4			
3	<b>1'29.884</b>	20.431	24.871	21.207	23.375	235.3			
4	<b>1'28.910</b>	19.991	25.024	20.726	23.169	237.2			
5	<b>1'34.069</b>	24.902	25.940	20.769	22.458	235.0			
6	<b>1'27.059</b>	19.784	24.339	20.370	22.566	238.3			
7	<b>1'26.675</b>	19.779	24.207	20.298	22.391	238.0			
8	<b>1'31.362</b> P	19.825	24.805	20.918	25.814	238.7			
9	<b>9'08.159</b>	<b>7'59.630</b>	25.121	20.385	23.023				
10	<b>1'26.600</b>	19.912	24.270	20.119	22.299	235.8			
11	<b>1'26.895</b>	19.760	24.224	20.403	22.508	237.8			
12	<b>1'27.032</b>	19.826	24.249	20.158	22.799	236.6			
13	<b>1'34.967</b>	22.377	29.362	20.638	22.590	208.4			
14	<b>1'32.461</b> P	19.742	24.292	20.440	27.987	238.3			
15	<b>8'37.681</b>	<b>7'18.222</b>	28.146	25.752	25.561				
16	<b>1'32.820</b>	21.667	28.455	20.309	22.389	236.9			
17	<b>1'26.185</b>	19.728	24.326	19.902	22.229	237.2			
18	<b>1'27.066</b>	19.630	24.511	20.510	22.415	238.5			
19	<b>1'26.474</b>	19.871	24.272	20.050	22.281	238.1			
20	<b>1'31.983</b>	22.380	26.910	20.210	22.483	236.0			

15th 19		Xavier SIMEON					Tech 3 Racing BEL		
		Runs=2	Total laps=23	Full laps=19					
1	<b>1'50.785</b>	38.746	27.008	21.735	23.296				
2	<b>1'29.940</b>	21.390	25.190	20.405	22.955	229.0			
3	<b>1'28.312</b>	20.610	24.541	20.391	22.770	232.5			
4	<b>1'27.638</b>	20.305	24.234	20.195	22.904	234.1			
5	<b>1'27.388</b>	20.237	24.270	20.140	22.741	232.3			
6	<b>1'27.109</b>	20.177	24.223	20.202	22.507	230.7			
7	<b>1'32.572</b>	20.087	24.638	21.472	26.375	232.7			
8	<b>1'33.198</b> P	20.281	24.625	20.687	27.605	235.0			
9	<b>12'21.477</b>	<b>11'11.612</b>	26.114	21.113	22.638				

**Fastest Lap:** Pol ESPARGARO Pons 40 HP Tuenti SPA **1'25.179** 19.485 24.167 19.566 21.961

These data/results cannot be reproduced, stored and/or transmitted in whole or in part by any manner of electronic, mechanical, photocopying, recording, broadcasting or otherwise now known or herein after developed without the previous express consent by the copyright owner, except for reproduction in daily press and regular printed publications on sale to the public within 60 days of the event related to those data/results and always provided that copyright symbol appears together as follows below.  
© DORNA, 2012



# Free Practice Nr. 1

# Moto2

Lap	Lap Time	T1	T2	T3	T4	Speed	Lap	Lap Time	T1	T2	T3	T4	Speed
10	1'27.091	20.073	24.480	20.160	22.378	231.6	4	1'27.916	20.066	24.708	20.535	22.607	236.0
11	1'26.976	20.005	24.286	20.259	22.426	232.2	5	1'28.009	20.040	24.769	20.469	22.731	235.5
12	1'26.618	19.666	24.299	20.191	22.462	236.2	6	1'27.523	19.953	24.512	20.299	22.759	236.7
13	1'30.582	20.015	26.976	20.950	22.641	232.3	7	1'27.559	20.034	24.665	20.341	22.519	236.8
14	1'26.811	20.114	24.203	20.174	22.320	231.9	8	1'34.259 P	20.875	25.680	21.201	26.503	235.9
15	1'26.914	20.012	24.261	20.217	22.424	232.2	9	9'38.890	8'26.935	26.789	21.752	23.414	
16	1'26.583	19.772	24.192	20.084	22.535	233.1	10	1'28.300	20.204	24.922	20.414	22.760	231.7
17	1'27.259	19.893	24.205	20.402	22.759	232.5	11	1'27.717	20.131	24.731	20.320	22.535	232.7
18	1'26.462	19.857	24.201	20.090	22.314	237.2	12	1'27.420	19.970	24.688	20.262	22.500	233.6
19	1'26.351	19.776	24.137	20.067	22.371	235.3	13	1'27.674	19.959	24.819	20.445	22.451	234.8
20	1'26.232	19.809	24.167	20.007	22.249	234.6	14	1'28.037	20.103	24.721	20.417	22.796	234.5
21	1'30.209	19.730	24.120	20.703	25.656	234.8	15	1'29.419 P	20.014	24.567	20.217	24.621	236.6
22	1'26.245	19.807	24.076	20.012	22.350	236.1	16	5'17.050	4'06.463	26.369	21.246	22.972	
23	1'37.168 P	20.196	27.717	21.298	27.957	237.9	17	1'27.113	19.883	24.511	20.124	22.595	234.5

## 16th 80 Esteve RABAT Pons 40 HP Tuenti SPA

Runs=3	Total laps=23	Full laps=17				
1	2'15.525	1'03.300	26.605	21.183	24.437	
2	1'30.884	20.863	24.985	20.936	24.100	232.4
3	1'32.837	20.468	24.793	21.440	26.136	237.2
4	1'28.041	20.200	24.616	20.539	22.686	241.5
5	1'27.685	20.477	24.547	20.133	22.528	240.4
6	1'27.480	20.066	24.627	20.208	22.579	241.9
7	1'27.458	19.877	24.595	20.333	22.653	242.4
8	1'27.253	19.937	24.625	20.154	22.537	241.2
9	1'27.056	19.884	24.599	20.176	22.397	243.7
10	1'30.426 P	19.840	24.596	20.366	25.624	241.4
11	7'19.959	6'11.158	25.071	20.703	23.027	
12	1'27.323	19.985	24.590	20.195	22.553	238.3
13	1'27.305	19.882	24.706	20.096	22.621	239.8
14	1'26.660	19.626	24.464	20.170	22.400	240.5
15	1'26.942	19.802	24.510	20.204	22.426	240.1
16	1'30.234 P	20.389	24.800	20.479	24.566	243.1
17	6'06.613	4'56.449	26.713	20.844	22.607	
18	1'26.704	19.831	24.329	20.046	22.498	241.8
19	1'26.478	19.515	24.507	20.052	22.404	244.6
20	1'26.245	19.612	24.340	20.044	22.249	242.4
21	1'26.254	19.625	24.360	19.902	22.367	242.9
22	1'26.740	19.637	24.517	20.171	22.415	243.0
23	1'43.963 P	21.456	29.382	24.169	28.956	246.2

## 17th 24 Toni ELIAS Mapfre Aspar Team M SPA

Runs=2	Total laps=14	Full laps=10				
1	2'23.688	1'11.495	27.068	21.630	23.495	
2	1'29.734	20.725	25.373	20.766	22.870	236.1
3	1'28.453	20.178	25.076	20.473	22.726	238.6
4	1'27.144	19.927	24.730	20.174	22.313	240.3
5	1'28.885	20.478	25.744	20.297	22.366	241.1
6	1'26.457	19.797	24.515	19.990	22.155	240.4
7	1'26.452	19.676	24.390	20.047	22.339	241.3
8	1'29.724	21.969	24.928	20.486	22.341	241.2
unfinished		19.600				241.2
9	27'38.401		26.245	21.085	24.312	
10	1'43.474	21.436	27.381	20.615	34.042	238.5
11	1'28.391	20.029	24.753	20.397	23.212	241.0
12	1'26.247	19.598	24.363	20.013	22.273	243.8
13	1'26.606	19.723	24.461	20.142	22.280	242.0

## 18th 95 Anthony WEST QMMF Racing Team AUS

Runs=3	Total laps=23	Full laps=18				
1	2'05.461	49.542	27.254	21.754	26.911	
2	1'29.845	20.726	25.317	20.790	23.012	233.0
3	1'28.916	20.308	24.919	20.994	22.695	234.3

## 19th 44 Roberto ROLFO Technomag-CIP ITA

Runs=3	Total laps=20	Full laps=15				
1	1'49.047	33.821	28.654	22.351	24.221	
2	1'30.704	21.005	25.391	21.065	23.243	233.7
3	1'28.186	20.141	25.042	20.354	22.649	235.8
4	1'27.743	20.033	24.976	20.177	22.557	235.5
5	1'39.018	23.497	29.136	23.781	22.604	236.8
6	1'27.061	19.810	24.687	20.115	22.449	238.8
7	1'27.244	19.802	24.819	20.025	22.598	238.4
8	1'33.590 P	20.475	25.934	20.555	26.626	240.9
9	7'56.613	6'43.480	27.193	22.963	22.977	
10	1'27.358	20.093	24.659	20.186	22.420	237.1
11	1'27.038	19.866	24.591	20.116	22.465	237.2
12	1'26.997	19.668	24.689	20.164	22.476	239.4
13	1'26.938	19.752	24.754	20.056	22.376	235.9
14	1'27.347	19.746	24.969	20.202	22.430	237.7
15	1'38.756 P	22.531	27.781	20.605	27.839	237.3
16	11'05.695	9'54.068	26.698	20.692	24.237	
17	1'32.320	19.970	25.082	20.744	26.524	235.9
18	1'40.095	23.789	33.581	20.275	22.450	237.1
19	1'26.338	19.764	24.483	19.969	22.122	239.3
20	1'26.612	19.638	24.620	19.969	22.385	240.6

## 20th 60 Julian SIMON Blusens Avintia SPA

Runs=4	Total laps=19	Full laps=12				
1	2'15.178	1'00.278	28.601	21.761	24.538	
2	1'31.055	20.839	25.156	21.076	23.984	233.8
3	1'34.097	20.288	24.994	23.066	25.749	237.3
4	1'27.610	20.035	24.725	20.233	22.617	237.8
5	1'28.697	20.653	25.305	20.344	22.395	238.9
6	1'26.982	19.796	24.554	20.165	22.467	237.0
7	1'31.779 P	19.785	24.463	20.483	27.048	237.9
8	8'23.986	7'15.422	25.269	20.634	22.661	
9	1'27.280	19.924	24.675	20.260	22.421	234.3
10	1'27.368	19.853	24.750	20.357	22.408	234.8
11	1'32.500 P	20.661	25.988	20.940	24.911	235.5
12	9'03.623	7'50.723	27.868	22.039	22.993	
13	1'27.519	19.942	24.882	20.317	22.378	234.2
14	1'30.830 P	20.195	25.021	20.767	24.847	236.2
15	4'25.175	3'15.850	26.024	20.730	22.571	
16	1'27.265	19.796	24.594	20.176	22.699	236.7
17	1'26.773	19.919	24.328	20.050	22.476	238.0

**Fastest Lap:** Pol ESPARGARO Pons 40 HP Tuenti SPA 1'25.179 19.485 24.167 19.566 21.961

These data/results cannot be reproduced, stored and/or transmitted in whole or in part by any manner of electronic, mechanical, photocopying, recording, broadcasting or otherwise now known or herein after developed without the previous express consent by the copyright owner, except for reproduction in daily press and regular printed publications on sale to the public within 60 days of the event related to those data/results and always provided that copyright symbol appears together as follows below.  
© DORNA, 2012



# Free Practice Nr. 1

# Moto2

Lap	Lap Time	T1	T2	T3	T4	Speed	Lap	Lap Time	T1	T2	T3	T4	Speed	
18	1'26.389	19.687	24.359	20.123	22.220	238.3	17	1'27.157	19.805	24.538	20.225	22.589	234.6	
19	1'26.869	19.727	24.598	20.168	22.376	239.8	18	1'26.590	19.665	24.393	20.138	22.394	233.5	
<b>21st</b>	<b>18</b>	<b>Nicolas TEROL</b>					Mapfre Aspar Team M SPA	19	1'26.564	19.679	24.415	19.984	22.486	234.8
		Runs=3	Total laps=25	Full laps=20			20	1'26.719	19.720	24.517	20.079	22.403	235.8	
1	1'41.779	28.919	28.063	21.525	23.272		21	1'26.959	19.768	24.640	20.149	22.402	236.6	
2	1'29.772	21.009	25.388	20.742	22.633	237.5	22	1'35.964	22.549	28.304	21.590	23.521	237.7	
3	1'28.024	20.338	24.904	20.415	22.367	239.3	<b>24th</b>	<b>88</b>	<b>Ricard CARDUS</b>					Arguiñano Racing Tea SPA
4	1'26.923	20.048	24.565	20.016	22.294	240.5			Runs=4	Total laps=24	Full laps=18			
5	1'27.218	20.158	24.489	20.232	22.339	241.3	1	1'37.342	25.466	26.572	21.594	23.710		
6	1'26.929	19.928	24.483	20.124	22.394	240.3	2	1'30.494	21.048	25.413	20.914	23.119	232.6	
7	1'27.011	19.921	24.412	20.159	22.519	241.2	3	1'28.399	20.233	24.743	20.615	22.808	234.9	
8	1'26.672	19.862	24.381	20.109	22.320	241.7	4	1'28.039	20.347	24.759	20.333	22.600	230.7	
9	1'27.001	19.835	24.446	20.396	22.324	242.4	5	1'27.172	19.805	24.531	20.304	22.532	234.8	
10	1'35.313 P	19.838	25.763	22.591	27.121	241.1	6	1'27.159	19.957	24.460	20.146	22.596	232.2	
11	5'59.834	4'49.978	25.942	20.785	23.129		7	1'27.117	19.891	24.419	20.192	22.615	237.4	
12	1'27.689	20.081	24.812	20.230	22.566	237.7	8	1'26.958	19.827	24.429	20.236	22.466	237.1	
13	1'27.480	19.903	24.596	20.591	22.390	238.8	9	1'27.155	19.764	24.470	20.296	22.625	237.9	
14	1'27.169	19.935	24.586	20.215	22.433	240.9	10	1'32.044 P	19.773	24.794	20.434	27.043	238.1	
15	1'27.023	19.898	24.479	20.227	22.419	240.4	11	5'48.292 P	4'27.728	29.473	22.630	28.461		
16	1'27.351	19.860	24.714	20.090	22.687	240.3	12	4'12.579	3'03.690	25.303	20.691	22.895		
17	1'27.032	19.761	24.593	20.187	22.491	241.4	13	1'27.371	19.995	24.520	20.299	22.557	236.5	
18	1'31.892 P	20.088	25.391	20.835	25.578	241.6	14	1'27.446	19.822	24.478	20.622	22.524	237.3	
19	5'55.283	4'43.130	28.777	20.853	22.523		15	1'29.797	19.777	24.649	20.726	24.645	235.8	
20	1'27.018	19.965	24.628	20.084	22.341	240.9	16	1'31.208 P	20.143	24.611	20.357	26.097	230.8	
21	1'29.281	19.738	24.514	20.185	24.844	241.7	17	4'54.183	3'42.765	26.494	21.034	23.890		
22	1'26.854	19.879	24.537	20.124	22.314	243.8	18	1'30.394	20.380	24.730	22.306	22.978	229.2	
23	1'26.633	19.814	24.501	20.091	22.227	242.1	19	1'27.101	19.910	24.303	20.159	22.729	233.4	
24	1'27.027	19.775	24.692	20.235	22.325	243.1	20	1'27.639	19.777	24.467	20.637	22.758	234.2	
25	1'26.410	19.653	24.452	20.030	22.275	242.2	21	1'26.739	19.980	24.430	19.947	22.382	229.2	
<b>22nd</b>	<b>14</b>	<b>Ratthapark WILAIR</b>					Thai Honda PTT Gresit THA	22	1'27.578	19.701	25.402	20.032	22.443	236.2
		Runs=2	Total laps=11	Full laps=8			23	1'26.996	19.919	24.484	20.110	22.483	236.2	
1	2'14.027	59.686	27.275	21.710	25.356		24	1'27.895	19.655	24.794	20.806	22.640	238.4	
2	1'31.430	20.878	25.502	21.552	23.498	228.4	<b>25th</b>	<b>30</b>	<b>Takaaki NAKAGAMI</b>					Italtrans Racing Team JPN
3	1'31.253	20.566	25.181	21.747	23.759	236.6			Runs=3	Total laps=21	Full laps=16			
4	1'28.920	20.155	24.917	20.733	23.115	239.4	1	2'17.057	1'04.098	27.134	21.882	23.943		
5	1'34.667	23.730	27.540	20.733	22.664	236.0	2	1'31.906	21.473	26.051	21.054	23.328	229.8	
6	1'26.558	19.773	24.361	19.927	22.497	238.6	3	1'29.076	20.766	25.110	20.396	22.804	233.2	
7	1'40.465 P	22.473	29.229	20.782	27.981	236.5	4	1'28.090	20.413	24.826	20.227	22.624	236.6	
8	10'24.971	9'14.105	25.828	21.029	24.009		5	1'28.389	20.269	24.859	20.677	22.584	235.2	
9	1'26.652	19.997	24.287	20.056	22.312	236.2	6	1'27.726	20.123	24.577	20.322	22.704	235.4	
10	1'27.441	19.808	24.378	20.554	22.701	238.6	7	1'27.922	20.343	24.530	20.200	22.849	234.6	
11	1'26.760	19.970	24.232	20.014	22.544	238.6	8	1'27.192	19.908	24.622	20.143	22.519	237.0	
<b>23rd</b>	<b>76</b>	<b>Max NEUKIRCHNER</b>					Kiefer Racing GER	9	1'34.207 P	21.127	27.066	20.726	25.288	238.7
		Runs=3	Total laps=22	Full laps=17			10	9'37.430	8'27.975	25.974	20.760	22.721		
1	2'02.443	50.978	26.533	21.323	23.609		11	1'27.614	20.319	24.573	20.216	22.506	233.5	
2	1'27.955	20.398	24.681	20.230	22.646	234.2	12	1'27.151	20.030	24.527	20.037	22.557	236.0	
3	1'27.914	20.182	25.084	20.113	22.535	236.1	13	1'31.336	20.133	24.553	20.180	26.470	236.1	
4	1'27.369	19.966	24.615	20.267	22.521	236.5	14	1'26.974	19.940	24.469	20.104	22.461	237.5	
5	1'26.774	19.976	24.280	20.118	22.400	239.4	15	1'26.949	20.080	24.446	20.044	22.379	236.5	
6	1'27.031	20.078	24.300	20.115	22.538	236.8	16	1'35.025 P	20.013	25.807	21.086	28.119	237.9	
7	1'26.813	19.924	24.417	20.062	22.410	236.3	17	7'35.915	6'23.197	28.426	20.728	23.564		
8	1'34.298 P	20.695	26.127	20.646	26.830	237.1	18	1'28.035	20.193	24.812	20.240	22.790	237.6	
9	11'27.154	10'17.576	25.921	20.448	23.209		19	1'27.387	20.090	24.554	20.173	22.570	237.6	
10	1'27.370	20.353	24.441	20.183	22.393	228.1	20	1'27.024	19.996	24.630	20.077	22.321	239.0	
11	1'27.191	20.068	24.518	20.259	22.346	233.3	21	1'27.080	20.067	24.557	20.073	22.383	239.5	
12	1'27.184	20.100	24.571	20.116	22.397	235.1	<b>26th</b>	<b>49</b>	<b>Axel PONS</b>					Pons 40 HP Tuenti SPA
13	1'26.856	19.835	24.518	20.162	22.341	233.1			Runs=3	Total laps=22	Full laps=17			
14	1'26.970	19.812	24.534	20.203	22.421	234.7	1	2'13.859	1'01.253	27.193	21.459	23.954		
15	1'32.630 P	20.398	27.165	20.150	24.917	234.8	2	1'31.876	20.567	25.927	21.689	23.693	236.6	
16	5'03.031	3'54.074	25.614	20.651	22.692		3	1'30.373	20.524	25.148	21.464	23.237	237.5	

**Fastest Lap:** Pol ESPARGARO Pons 40 HP Tuenti SPA 1'25.179 19.485 24.167 19.566 21.961

These data/results cannot be reproduced, stored and/or transmitted in whole or in part by any manner of electronic, mechanical, photocopying, recording, broadcasting or otherwise now known or herein after developed without the previous express consent by the copyright owner, except for reproduction in daily press and regular printed publications on sale to the public within 60 days of the event related to those data/results and always provided that copyright symbol appears together as follows below.  
© DORNA, 2012



# Free Practice Nr. 1

# Moto2

Lap	Lap Time	T1	T2	T3	T4	Speed	Lap	Lap Time	T1	T2	T3	T4	Speed	
4	1'29.419	20.252	25.132	20.911	23.124	236.4	18	1'28.012	20.293	24.674	20.389	22.656	232.7	
5	1'29.121	20.554	25.140	20.663	22.764	232.4	19	1'32.561 P	20.150	25.067	20.956	26.388	233.9	
6	1'28.196	20.185	24.740	20.451	22.820	236.6	20	3'43.191	2'33.892	25.485	20.823	22.991		
7	1'27.404	20.063	24.529	20.128	22.684	237.2	21	1'28.033	20.079	24.732	20.388	22.834	234.6	
8	1'27.375	20.068	24.575	20.167	22.565	238.0	22	1'28.403	20.080	24.797	20.561	22.965	234.5	
9	1'28.597	20.263	25.141	20.567	22.626	239.1	23	1'28.954	20.314	24.760	20.833	23.047	234.6	
10	1'27.593	19.831	24.759	20.372	22.631	236.5	24	1'28.171	20.368	24.697	20.388	22.718	235.0	
11	1'32.922 P	19.903	25.347	22.082	25.590	235.5								
12	9'42.365	8'33.606	25.409	20.497	22.853									
13	1'27.732	19.947	24.727	20.427	22.631	237.3								
14	1'27.226	19.754	24.733	20.106	22.633	237.7								
15	1'27.466	19.893	24.703	20.235	22.635	237.4								
16	1'31.581 P	19.851	25.020	20.679	26.031	237.7								
17	5'13.697	3'58.414	26.000	25.812	23.471									
18	1'27.682	20.004	24.625	20.219	22.834	236.5								
19	1'27.342	19.773	24.704	20.024	22.841	233.2								
20	1'27.126	19.863	24.480	19.974	22.809	237.0								
21	1'27.569	19.923	24.659	20.187	22.800	237.8								
22	1'27.672	20.052	24.718	20.161	22.741	237.9								
	<b>27th</b>	<b>8</b>	<b>Gino REA</b>	Federal Oil Gresini Mo GBR										
				Runs=3	Total laps=21	Full laps=16								
1	1'50.351	33.583	29.151	22.705	24.912									
2	1'34.540	21.686	26.907	22.095	23.852	226.8								
3	1'31.462	20.854	26.093	21.298	23.217	235.4								
4	1'30.971	20.625	26.413	20.909	23.024	235.3								
5	1'29.995	20.369	25.564	21.186	22.876	237.8								
6	1'28.790	20.159	25.149	20.714	22.768	236.5								
7	1'27.544	20.030	24.753	20.190	22.571	239.0								
8	1'28.014	19.999	24.961	20.233	22.821	240.0								
9	1'29.862	20.239	25.262	20.917	23.444	237.4								
10	1'33.047 P	20.178	25.186	20.681	27.002	236.2								
11	8'41.812	7'28.304	28.275	21.821	23.412									
12	1'29.405	20.230	25.327	20.978	22.870	233.8								
13	1'29.121	20.356	25.350	20.735	22.680	234.8								
14	1'31.861	21.861	27.091	20.391	22.518	236.1								
15	1'28.072	20.051	24.943	20.481	22.597	237.6								
16	1'32.174 P	20.118	25.247	20.952	25.857	238.0								
17	7'48.402	6'34.334	26.857	24.146	23.065									
18	1'32.522	20.138	24.829	20.945	26.610	238.9								
19	1'27.350	19.911	24.670	20.289	22.480	239.9								
20	1'28.368	20.192	24.800	20.649	22.727	240.8								
21	1'27.317	19.909	24.838	20.111	22.459	242.1								
	<b>28th</b>	<b>21</b>	<b>Markus REITERBER</b>	Cresto Guide MZ Raci GER										
				Runs=3	Total laps=24	Full laps=19								
1	1'49.749	33.477	29.390	22.664	24.218									
2	1'30.237	20.850	25.431	20.962	22.994	231.8								
3	1'29.157	20.640	24.947	20.596	22.974	233.5								
4	1'28.748	20.412	24.818	20.694	22.824	234.0								
5	1'28.320	20.471	24.737	20.464	22.648	235.0								
6	1'27.919	20.139	24.660	20.336	22.784	234.4								
7	1'28.476	20.193	24.627	20.427	23.229	234.5								
8	1'27.491	19.943	24.567	20.403	22.578	236.7								
9	1'27.696	20.135	24.571	20.332	22.658	235.0								
10	1'27.984	20.186	24.645	20.442	22.711	233.1								
11	1'28.432	20.883	24.624	20.266	22.659	232.3								
12	1'27.413	19.893	24.589	20.254	22.677	234.1								
13	1'33.257 P	20.057	24.622	20.330	28.248	233.6								
14	8'44.405	7'35.290	25.780	20.626	22.709									
15	1'29.297	19.797	24.560	20.275	24.665	233.9								
16	1'28.095	19.962	24.833	20.562	22.738	233.1								
17	1'28.092	20.129	24.663	20.331	22.969	232.3								
	<b>29th</b>	<b>50</b>	<b>Damian CUDLIN</b>	Desguaces La Torre S AUS										
				Runs=4	Total laps=21	Full laps=14								
1	2'13.082	57.223	27.943	22.922	24.994									
2	1'35.611 P	20.955	26.142	21.731	26.783	232.6								
3	4'54.486	3'42.022	26.844	21.791	23.829									
4	1'31.292	20.983	25.725	21.207	23.377	229.8								
5	1'30.032	20.520	25.397	20.950	23.165	230.2								
6	1'29.479	20.352	25.264	20.788	23.075	232.0								
7	1'29.172	20.201	25.273	20.738	22.960	231.7								
8	1'29.188	20.229	25.136	20.886	22.937	231.2								
9	1'28.854	20.105	25.167	20.718	22.864	231.3								
10	1'36.075 P	20.863	25.774	21.558	27.880	231.3								
11	7'43.993	6'31.238	27.537	21.752	23.466									
12	1'29.806	20.354	25.366	20.901	23.185	230.7								
13	1'28.886	20.132	25.148	20.754	22.852	230.9								
14	1'28.534	20.055	25.015	20.668	22.796	231.1								
15	1'28.519	20.083	25.063	20.581	22.792	231.1								
16	1'28.350	20.030	24.939	20.548	22.833	231.9								
17	1'38.889 P	21.480	27.289	21.933	28.187	232.3								
18	5'35.032	4'21.197	28.627	21.310	23.898									
19	1'31.619	21.043	25.855	21.412	23.309	234.3								
20	1'28.938	20.129	25.241	20.657	22.911	234.2								
21	1'28.415	19.968	24.950	20.506	22.991	233.8								
	<b>30th</b>	<b>57</b>	<b>Eric GRANADO</b>	JIR Moto2 BRA										
				Runs=3	Total laps=23	Full laps=18								
1	1'53.037	33.252	30.570	24.136	25.079									
2	1'35.428	22.552	26.483	22.274	24.119	223.7								
3	1'32.965	21.746	26.206	21.755	23.258	231.3								
4	1'31.237	21.240	25.863	21.135	22.999	232.8								
5	1'30.696	20.953	25.505	21.110	23.128	234.4								
6	1'30.234	20.598	25.374	21.181	23.081	233.3								
7	1'37.782	20.893	25.471	28.211	23.207	235.2								
8	1'30.206	20.973	25.235	21.181	22.817	234.7								
9	1'30.516	20.495	25.674	21.288	23.059	234.5								
10	1'30.005	20.735	25.183	20.990	23.097	233.4								
11	1'40.671 P	20.668	25.313	23.531	31.159	232.9								
12	8'40.155	7'26.543	29.211	21.438	22.963									
13	1'29.408	20.683	25.134	20.806	22.785	233.5								
14	1'28.764	20.370	24.947	20.693	22.754	232.2								
15	1'29.842	20.513	25.009	20.847	23.473	232.7								
16	1'30.560	20.706	24.858	20.604	24.392	233.8								
17	1'28.791	20.498	24.892	20.627	22.774	233.1								
18	1'28.495	20.369	24.908	20.595	22.623	233.5								
19	1'28.867	20.337	24.899	20.619	23.012	233.1								
20	1'43.127	26.814	32.692	20.797	22.824	231.8								
21	1'28.711	20.594	25.002	20.481	22.634	235.3								
22	1'48.092 P	20.423	24.984	31.428	31.257	234.7								
23	3'58.988	2'48.507	26.110	21.111	23.260									
	<b>31st</b>	<b>11</b>	<b>Kevin WAHR</b>	Kiefer Racing GER										
				Runs=3	Total laps=23	Full laps=18								
1	3'02.928	1'47.541	27.570	22.695	25.122									
2	1'39.014 P	22.019	26.089	22.215	28.691	226.3								
3	4'51.096	3'38.931	26.566	21.655	23.944									



# Free Practice Nr. 1

# Moto2

Lap	Lap Time	T1	T2	T3	T4	Speed	Lap	Lap Time	T1	T2	T3	T4	Speed
4	1'32.209	21.698	25.687	21.347	23.477	232.1	14	1'32.034	21.538	25.922	21.377	23.197	235.4
5	1'31.442	21.229	25.597	21.126	23.490	232.7	15	1'32.283	21.763	26.013	21.425	23.082	239.3
6	1'30.962	20.911	25.289	21.478	23.284	232.4	16	1'31.560	20.732	25.990	21.115	23.723	237.5
7	1'30.858	20.944	25.394	20.928	23.592	233.1	17	1'30.916	20.701	25.716	21.123	23.376	236.9
8	1'30.274	21.060	25.220	20.719	23.275	231.1	18	1'30.264	20.724	25.497	20.660	23.383	238.2
9	1'30.681	21.030	25.379	20.957	23.315	231.9	19	1'30.183	20.757	25.661	20.811	22.954	238.6
10	1'29.641	20.774	25.088	20.711	23.068	230.9	20	1'29.838	20.555	25.354	20.785	23.144	238.6
11	1'32.935 P	20.765	25.053	20.677	26.440	233.0	21	1'47.862 P	20.575	29.328	26.377	31.582	237.8
12	7'07.177	5'56.731	25.830	21.231	23.385		22	2'29.441	1'01.675	29.089	27.673	31.004	
13	1'30.046	21.086	25.173	20.782	23.005	230.6							
14	1'29.469	20.738	25.087	20.643	23.001	232.3							
15	1'29.434	20.666	25.037	20.675	23.056	232.1							
16	1'29.572	20.629	25.064	20.747	23.132	233.0							
17	1'29.407	20.638	25.077	20.677	23.015	231.6							
18	1'29.063	20.673	24.887	20.585	22.918	234.0							
19	1'28.981	20.545	25.051	20.542	22.843	235.1							
20	1'29.139	20.399	25.068	20.532	23.140	233.6							
21	1'28.641	20.413	24.857	20.407	22.964	233.9							
22	1'29.192	20.485	25.178	20.662	22.867	234.3							
23	1'28.979	20.406	25.014	20.641	22.918	235.5							

## 32nd 10 Marco COLANDREA SAG Team SWI

Runs=3 Total laps=24 Full laps=19

1	2'09.108	49.631	29.894	23.640	25.943	
2	1'34.162	21.578	26.693	21.799	24.092	233.0
3	1'33.628	21.261	26.235	21.987	24.145	235.1
4	1'31.378	20.815	25.811	21.038	23.714	239.7
5	1'32.218	20.966	26.290	21.405	23.557	238.3
6	1'30.290	20.496	25.210	21.104	23.480	240.0
7	1'30.328	20.538	25.588	20.807	23.395	236.8
8	1'30.175	20.346	25.433	21.145	23.251	237.2
9	1'36.034 P	20.394	25.503	21.391	28.746	236.2
10	5'46.758	4'34.464	27.232	21.653	23.409	
11	1'32.678	20.663	25.448	21.015	25.552	235.6
12	1'30.165	20.655	25.291	21.014	23.205	236.2
13	1'29.895	20.481	25.152	21.057	23.205	236.2
14	1'29.129	20.213	25.065	20.873	22.978	239.3
15	1'30.037	20.572	25.571	20.836	23.058	237.9
16	1'29.618	20.354	25.222	20.931	23.111	235.9
17	1'29.129	20.364	24.918	20.729	23.118	235.9
18	1'29.567	20.405	25.110	20.767	23.285	235.4
19	1'29.656	20.327	25.134	21.155	23.040	236.2
20	1'40.799 P	20.622	29.669	22.247	28.261	236.6
21	5'50.745	4'36.290	29.386	21.634	23.435	
22	1'29.777	20.600	25.479	20.825	22.873	235.8
23	1'29.003	20.344	25.089	20.693	22.877	238.6
24	1'29.228	20.276	25.141	20.829	22.982	239.4

## 33rd 22 Alessandro ANDRE S/Master Speed Up ITA

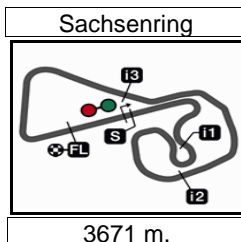
Runs=3 Total laps=22 Full laps=17

1	3'26.059	1'58.583	32.038	28.786	26.652	
2	1'42.179	22.633	30.255	23.751	25.540	228.1
3	1'37.757	22.104	28.177	23.251	24.225	231.7
4	1'35.998	22.398	27.069	23.151	23.380	231.2
5	1'33.019	21.043	25.921	22.660	23.395	236.3
6	1'32.936	21.297	25.971	22.070	23.598	234.6
7	1'34.070	21.456	27.539	21.712	23.363	232.8
8	1'31.405	21.004	25.603	21.659	23.139	236.8
9	1'54.964 P	23.821	29.739	29.057	32.347	236.5
10	9'41.712	8'27.246	27.559	22.922	23.985	
11	1'32.404	21.481	26.318	21.448	23.157	235.9
12	1'40.479	20.913	31.595	24.051	23.920	236.4
13	1'32.711	21.154	26.044	21.547	23.966	232.7

**Fastest Lap:** Pol ESPARGARO Pons 40 HP Tuenti SPA 1'25.179 19.485 24.167 19.566 21.961

These data/results cannot be reproduced, stored and/or transmitted in whole or in part by any manner of electronic, mechanical, photocopying, recording, broadcasting or otherwise now known or herein after developed without the previous express consent by the copyright owner, except for reproduction in daily press and regular printed publications on sale to the public within 60 days of the event related to those data/results and always provided that copyright symbol appears together as follows below.  
© DORNA, 2012





Computerised results and timing service provided by **TISSOT**

# eni MOTORRAD GRAND PRIX DEUTSCHLAND

## Free Practice Nr. 1

### Best Partial Times

# Moto2

*IT* Ideal Lap Time, sum of the best partial times

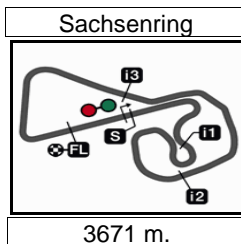
*BT* Best Lap Time

T1		T2		T3		T4				IT		BT	
Pos	Rider	Time	Rider	Time	Rider	Time	Rider	Time	Pos	Rider	IT	BT	
1	M.MARQUEZ	19.366	A.DE ANGELIS	24.027	P.ESPARGARO	19.559	P.ESPARGARO	21.961	1	M.MARQUEZ	1'25.038	1'25.227	(2)
2	B.SMITH	19.369	D.AEGERTER	24.034	M.MARQUEZ	19.628	M.MARQUEZ	22.003	2	P.ESPARGAR	1'25.079	1'25.179	(1)
3	P.ESPARGARO	19.392	M.MARQUEZ	24.041	D.AEGERTER	19.685	A.IANNONE	22.087	3	B.SMITH	1'25.453	1'25.512	(3)
4	M.KALLIO	19.425	B.SMITH	24.052	R.KRUMMENAC	19.709	M.KALLIO	22.101	4	D.AEGERTER	1'25.538	1'25.914	(8)
5	T.LUTHI	19.459	X.SIMEON	24.076	A.IANNONE	19.772	R.ROLFO	22.122	5	M.KALLIO	1'25.542	1'25.606	(4)
6	Y.TAKAHASHI	19.459	T.LUTHI	24.104	A.DE ANGELIS	19.793	S.CORSI	22.123	6	T.LUTHI	1'25.581	1'25.904	(7)
7	S.REDDING	19.462	R.KRUMMENACH	24.140	M.KALLIO	19.803	T.LUTHI	22.127	7	A.DE ANGELIS	1'25.614	1'25.783	(5)
8	E.RABAT	19.515	P.ESPARGARO	24.167	S.CORSI	19.809	T.ELIAS	22.155	8	A.IANNONE	1'25.702	1'25.784	(6)
9	J.ZARCO	19.536	S.CORSI	24.168	B.SMITH	19.809	A.DE ANGELIS	22.183	9	S.CORSI	1'25.757	1'26.010	(10)
10	D.AEGERTER	19.574	A.IANNONE	24.204	Y.TAKAHASHI	19.813	J.ZARCO	22.191	10	R.KRUMMENA	1'25.838	1'26.043	(13)
11	R.KRUMMENACH	19.588	C.CORTI	24.207	J.ZARCO	19.851	S.REDDING	22.209	11	J.ZARCO	1'25.925	1'26.019	(12)
12	T.ELIAS	19.598	A.WEST	24.212	T.LUTHI	19.891	A.WEST	22.219	12	S.REDDING	1'25.941	1'26.017	(11)
13	DE ANGELIS	19.611	M.KALLIO	24.213	C.CORTI	19.902	J.SIMON	22.220	13	Y.TAKAHASHI	1'25.953	1'25.994	(9)
14	C.CORTI	19.630	R.WILAIROT	24.232	E.RABAT	19.902	B.SMITH	22.223	14	C.CORTI	1'25.968	1'26.185	(14)
15	R.ROLFO	19.638	M.NEUKIRCHNE	24.280	R.WILAIROT	19.927	N.TEROL	22.227	15	E.RABAT	1'25.995	1'26.245	(16)
16	A.IANNONE	19.639	R.CARDUS	24.303	R.CARDUS	19.947	C.CORTI	22.229	16	X.SIMEON	1'25.998	1'26.232	(15)
17	N.TEROL	19.653	S.REDDING	24.309	S.REDDING	19.961	D.AEGERTER	22.245	17	T.ELIAS	1'26.106	1'26.247	(17)
18	R.CARDUS	19.655	Y.TAKAHASHI	24.317	R.ROLFO	19.969	X.SIMEON	22.249	18	R.ROLFO	1'26.212	1'26.338	(19)
19	S.CORSI	19.657	J.SIMON	24.328	A.PONS	19.974	E.RABAT	22.249	19	A.WEST	1'26.236	1'26.325	(18)
20	M.NEUKIRCHNE	19.665	E.RABAT	24.329	M.NEUKIRCHNE	19.984	R.WILAIROT	22.312	20	R.WILAIROT	1'26.244	1'26.558	(22)
21	X.SIMEON	19.666	J.ZARCO	24.347	T.ELIAS	19.990	T.NAKAGAMI	22.321	21	M.NEUKIRCHN	1'26.270	1'26.564	(23)
22	J.SIMON	19.687	T.ELIAS	24.363	X.SIMEON	20.007	M.NEUKIRCHNE	22.341	22	N.TEROL	1'26.277	1'26.410	(21)
23	A.WEST	19.732	N.TEROL	24.381	N.TEROL	20.016	Y.TAKAHASHI	22.364	23	J.SIMON	1'26.285	1'26.389	(20)
24	A.PONS	19.754	T.NAKAGAMI	24.446	T.NAKAGAMI	20.037	R.CARDUS	22.382	24	R.CARDUS	1'26.287	1'26.739	(24)

These data/results cannot be reproduced, stored and/or transmitted in whole or in part by any manner of electronic, mechanical, photocopying, recording, broadcasting or otherwise now known or herein after developed without the previous express consent by the copyright owner, except for reproduction in daily press and regular printed publications on sale to the public within 60 days of the event related to those data/results and always provided that copyright symbol appears together as follows below.  
© DORNA, 2012

Official MotoGP Timing by **TISSOT**  
www.motogp.com





Computerised results and timing service provided by **TISSOT**

## eni MOTORRAD GRAND PRIX DEUTSCHLAND

### Free Practice Nr. 1

### Best Partial Times

# Moto2

*IT* Ideal Lap Time, sum of the best partial times

*BT* Best Lap Time

<i>T1</i>			<i>T2</i>			<i>T3</i>			<i>T4</i>				
<i>Pos</i>	<i>Rider</i>	<i>Time</i>	<i>Rider</i>	<i>Time</i>	<i>Rider</i>	<i>Time</i>	<i>Rider</i>	<i>Time</i>	<i>Pos</i>	<i>Rider</i>	<i>IT</i>	<i>BT</i>	
25	R.WILAIROT	19.773	A.PONS	24.480	J.SIMON	20.050	R.KRUMMENACH	22.401	25	T.NAKAGAMI	1'26.712	1'26.949	(25)
26	<b>M.REITERBERG</b>	<b>19.797</b>	<b>R.ROLFO</b>	<b>24.483</b>	<b>A.WEST</b>	<b>20.073</b>	<b>G.REA</b>	<b>22.459</b>	26	<b>A.PONS</b>	1'26.773	1'27.126	(26)
27	T.NAKAGAMI	19.908	M.REITERBERG	24.560	G.REA	20.111	A.PONS	22.565	27	<b>G.REA</b>	1'27.149	1'27.317	(27)
28	<b>G.REA</b>	<b>19.909</b>	<b>G.REA</b>	<b>24.670</b>	<b>M.REITERBERG</b>	<b>20.254</b>	<b>M.REITERBERG</b>	<b>22.578</b>	28	<b>M.REITERBERG</b>	1'27.189	1'27.413	(28)
29	D.CUDLIN	19.968	K.WAHR	24.857	K.WAHR	20.407	E.GRANADO	22.623	29	<b>D.CUDLIN</b>	1'28.205	1'28.350	(29)
30	<b>M.COLANDREA</b>	<b>20.213</b>	<b>E.GRANADO</b>	<b>24.858</b>	<b>E.GRANADO</b>	<b>20.481</b>	<b>D.CUDLIN</b>	<b>22.792</b>	30	<b>E.GRANADO</b>	1'28.299	1'28.495	(30)
31	E.GRANADO	20.337	M.COLANDREA	24.918	D.CUDLIN	20.506	K.WAHR	22.843	31	<b>K.WAHR</b>	1'28.506	1'28.641	(31)
32	<b>K.WAHR</b>	<b>20.399</b>	<b>D.CUDLIN</b>	<b>24.939</b>	<b>A.ANDREOZZI</b>	<b>20.660</b>	<b>M.COLANDREA</b>	<b>22.873</b>	32	<b>M.COLANDREA</b>	1'28.697	1'29.003	(32)
33	E.ROSELL	20.548	A.ANDREOZZI	25.354	M.COLANDREA	20.693	A.ANDREOZZI	22.954	33	<b>A.ANDREOZZI</b>	1'29.523	1'29.838	(33)
34	<b>A.ANDREOZZI</b>	<b>20.555</b>	<b>E.ROSELL</b>	<b>25.685</b>	<b>E.ROSELL</b>	<b>21.229</b>	<b>E.ROSELL</b>	<b>23.144</b>	34	<b>E.ROSELL</b>	1'30.606	1'30.772	(34)

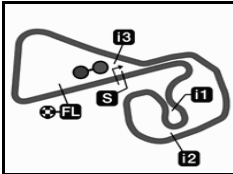
These data/results cannot be reproduced, stored and/or transmitted in whole or in part by any manner of electronic, mechanical, photocopying, recording, broadcasting or otherwise now known or herein after developed without the previous express consent by the copyright owner, except for reproduction in daily press and regular printed publications on sale to the public within 60 days of the event related to those data/results and always provided that copyright symbol appears together as follows below.

© DORNA, 2012

Official MotoGP Timing by **TISSOT**  
www.motogp.com




Sachsenring

Computerised results and timing service provided by **TISSOT****Moto2**

3671 m.

**eni MOTORRAD GRAND PRIX DEUTSCHLAND****Free Practice Nr. 1****Fastest Laps Sequence**

<i>Practice Time</i>	 <i>Rider</i>	<i>Nation</i>	<i>Motorcycle</i>	<i>Time</i>	<i>Km/h</i>	<i>Rider's Lap</i>
<b>3'07.042</b>	<b>77 Dominique AEGERTER</b>	SWI	SUTER	<b>1'30.032</b>	146.787	2
<b>3'07.693</b>	<b>38 Bradley SMITH</b>	GBR	TECH 3	<b>1'29.877</b>	147.040	2
<b>3'11.551</b>	<b>18 Nicolas TEROL</b>	SPA	SUTER	<b>1'29.772</b>	147.212	2
<b>3'29.962</b>	<b>36 Mika KALLIO</b>	FIN	KALEX	<b>1'28.696</b>	148.998	2
<b>3'30.398</b>	<b>76 Max NEUKIRCHNER</b>	GER	KALEX	<b>1'27.955</b>	150.254	2
<b>3'37.402</b>	<b>40 Pol ESPARGARO</b>	SPA	KALEX	<b>1'27.479</b>	151.071	2
<b>4'57.416</b>	<b>36 Mika KALLIO</b>	FIN	KALEX	<b>1'27.454</b>	151.114	3
<b>4'58.402</b>	<b>15 Alex DE ANGELIS</b>	RSM	FTR	<b>1'27.162</b>	151.621	3
<b>5'03.888</b>	<b>40 Pol ESPARGARO</b>	SPA	KALEX	<b>1'26.486</b>	152.806	3
<b>5'07.061</b>	<b>93 Marc MARQUEZ</b>	SPA	SUTER	<b>1'26.321</b>	153.098	3
<b>6'33.282</b>	<b>93 Marc MARQUEZ</b>	SPA	SUTER	<b>1'26.221</b>	153.275	4
<b>7'51.123</b>	<b>15 Alex DE ANGELIS</b>	RSM	FTR	<b>1'25.783</b>	154.058	5
<b>10'51.170</b>	<b>93 Marc MARQUEZ</b>	SPA	SUTER	<b>1'25.480</b>	154.604	7
<b>38'37.661</b>	<b>93 Marc MARQUEZ</b>	SPA	SUTER	<b>1'25.227</b>	155.063	18
<b>44'55.704</b>	<b>40 Pol ESPARGARO</b>	SPA	KALEX	<b>1'25.179</b>	155.150	22

These data/results cannot be reproduced, stored and/or transmitted in whole or in part by any manner of electronic, mechanical, photocopying, recording, broadcasting or otherwise now known or herein after developed without the previous express consent by the copyright owner, except for reproduction in daily press and regular printed publications on sale to the public within 60 days of the event related to those data/results and always provided that copyright symbol appears together as follows below.

© DORNA, 2012

Official MotoGP Timing by **TISSOT**  
www.motogp.com

**Sachsenring, Friday, July 06, 2012**