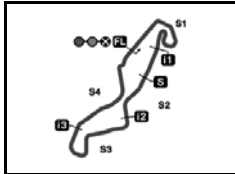


Assen

Computerised results and timing service provided by **TISSOT****Moto2**

4542 m.

IVECO TT ASSEN

Free Practice Nr. 2

Classification

6



| Rider | Nation | Team | Motorcycle | Time | Lap Total | Gap | Top Speed | |
|-------|--------|----------------------------|----------------------------------|-------------|-----------------|-------|-------------|--------------|
| 1 | 40 | PoI ESPARGARO | SPA Pons 40 HP Tuenti | KALEX | 1'38.421 | 9 19 | | 252.5 |
| 2 | 29 | Andrea IANNONE | ITA Speed Master | SPEED UP | 1'38.568 | 17 20 | 0.147 0.147 | 248.9 |
| 3 | 77 | Dominique AEGERTER | SWI Technomag-CIP | SUTER | 1'38.872 | 17 18 | 0.451 0.304 | 251.3 |
| 4 | 93 | Marc MARQUEZ | SPA Team CatalunyaCaixa Repsol | SUTER | 1'39.063 | 10 19 | 0.642 0.191 | 251.3 |
| 5 | 5 | Johann ZARCO | FRA JIR Moto2 | MOTOBI | 1'39.130 | 17 20 | 0.709 0.067 | 249.4 |
| 6 | 71 | Claudio CORTI | ITA Italtrans Racing Team | KALEX | 1'39.148 | 18 18 | 0.727 0.018 | 255.7 |
| 7 | 24 | Toni ELIAS | SPA Mapfre Aspar Team | SUTER | 1'39.160 | 6 9 | 0.739 0.012 | 250.3 |
| 8 | 3 | Simone CORSI | ITA Came IodaRacing Project | FTR | 1'39.182 | 19 20 | 0.761 0.022 | 252.6 |
| 9 | 45 | Scott REDDING | GBR Marc VDS Racing Team | KALEX | 1'39.232 | 4 11 | 0.811 0.050 | 248.8 |
| 10 | 15 | Alex DE ANGELIS | RSM NGM Mobile Forward Racing | FTR | 1'39.318 | 18 18 | 0.897 0.086 | 251.6 |
| 11 | 38 | Bradley SMITH | GBR Tech 3 Racing | TECH 3 | 1'39.362 | 20 21 | 0.941 0.044 | 250.1 |
| 12 | 36 | Mika KALLIO | FIN Marc VDS Racing Team | KALEX | 1'39.373 | 21 21 | 0.952 0.011 | 257.1 |
| 13 | 12 | Thomas LUTHI | SWI Interwetten-Paddock | SUTER | 1'39.479 | 12 18 | 1.058 0.106 | 251.9 |
| 14 | 30 | Takaaki NAKAGAMI | JPN Italtrans Racing Team | KALEX | 1'39.486 | 5 17 | 1.065 0.007 | 251.5 |
| 15 | 76 | Max NEUKIRCHNER | GER Kiefer Racing | KALEX | 1'39.493 | 20 23 | 1.072 0.007 | 250.0 |
| 16 | 14 | Ratthapark WILAIROT | THA Thai Honda PTT Gresini Moto2 | SUTER | 1'39.554 | 16 17 | 1.133 0.061 | 250.1 |
| 17 | 44 | Roberto ROLFO | ITA Technomag-CIP | SUTER | 1'39.704 | 14 20 | 1.283 0.150 | 249.8 |
| 18 | 80 | Esteve RABAT | SPA Pons 40 HP Tuenti | KALEX | 1'39.781 | 5 17 | 1.360 0.077 | 255.1 |
| 19 | 18 | Nicolas TEROL | SPA Mapfre Aspar Team | SUTER | 1'39.824 | 21 22 | 1.403 0.043 | 252.9 |
| 20 | 63 | Mike DI MEGLIO | FRA S/Master Speed Up | SPEED UP | 1'40.006 | 6 16 | 1.585 0.182 | 250.2 |
| 21 | 95 | Anthony WEST | AUS QMMF Racing Team | MORIWAKI | 1'40.084 | 14 22 | 1.663 0.078 | 245.9 |
| 22 | 4 | Randy KRUMMENACHER | SWI GP Team Switzerland | KALEX | 1'40.107 | 24 24 | 1.686 0.023 | 250.6 |
| 23 | 8 | Gino REA | GBR Federal Oil Gresini Moto2 | SUTER | 1'40.199 | 6 20 | 1.778 0.092 | 248.5 |
| 24 | 60 | Julian SIMON | SPA Blusens Avintia | SUTER | 1'40.259 | 19 19 | 1.838 0.060 | 248.2 |
| 25 | 49 | Axel PONS | SPA Pons 40 HP Tuenti | KALEX | 1'40.459 | 12 23 | 2.038 0.200 | 253.7 |
| 26 | 19 | Xavier SIMEON | BEL Tech 3 Racing | TECH 3 | 1'40.606 | 17 19 | 2.185 0.147 | 242.6 |
| 27 | 7 | Alexander LUNDH | SWE Cresto Guide MZ Racing | MZ-RE HONDA | 1'40.993 | 17 20 | 2.572 0.387 | 245.6 |
| 28 | 72 | Yuki TAKAHASHI | JPN NGM Mobile Forward Racing | FTR | 1'41.099 | 8 15 | 2.678 0.106 | 250.5 |
| 29 | 50 | Damian CUDLIN | AUS Desguaces La Torre SAG | BIMOTA | 1'41.571 | 18 20 | 3.150 0.472 | 242.2 |
| 30 | 88 | Ricard CARDUS | SPA Arguiñano Racing Team | AJR | 1'41.721 | 3 6 | 3.300 0.150 | 242.9 |
| 31 | 10 | Marco COLANDREA | SWI SAG Team | FTR | 1'42.206 | 17 18 | 3.785 0.485 | 244.6 |
| 32 | 57 | Eric GRANADO | BRA JIR Moto2 | MOTOBI | 1'43.284 | 20 21 | 4.863 1.078 | 241.5 |
| 33 | 82 | Elena ROSELL | SPA QMMF Racing Team | MORIWAKI | 1'43.360 | 21 22 | 4.939 0.076 | 248.2 |

Practice conditionDry

Air: 26°

Humidity: 58%

Ground: 37°

| | | | | |
|----------------------------|--------|----------------------|-----------------|--------------|
| Fastest Lap: | Lap: 9 | PoI ESPARGARO | 1'38.421 | 166.135 Km/h |
| Circuit Record Lap: | | New circuit | | |
| Circuit Best Lap: | 2012 | PoI ESPARGARO | 1'38.421 | 166.135 Km/h |

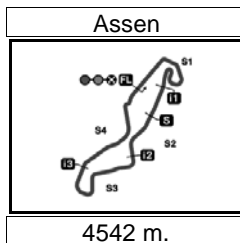
The results are provisional until the end of the limit for protest and appeals.

Time limit for protest expires 60' after publication of the results - Mr. Time:

These data/results cannot be reproduced, stored and/or transmitted in whole or in part by any manner of electronic, mechanical, photocopying, recording, broadcasting or otherwise now known or herein after developed without the previous express consent by the copyright owner, except for reproduction in daily press and regular printed publications on sale to the public within 60 days of the event related to those data/results and always provided that copyright symbol appears together as follows below.

© DORNA, 2012

Official MotoGP Timing by **TISSOT**
www.motogp.com**Assen, Thursday, June 28, 2012**



Computerised results and timing service provided by **TISSOT**


Moto2

IVECO TT ASSEN

Free Practice Nr. 2

Combined Free Practice Times

7

|  | Rider | Nation | Team | MOTORCYCLE | FP1 | FP2 | Gap |
|---|------------------|--------|------------------------------|-------------|--------------------|--------------------|-------------|
| 1 | 40 P.ESPARGARO | SPA | Pons 40 HP Tuenti | KALEX | 1'38.571 20 | 1'38.421 9 | |
| 2 | 29 A.IANNONE | ITA | Speed Master | SPEED UP | 1'38.726 20 | 1'38.568 17 | 0.147 0.147 |
| 3 | 77 D.AEGERTER | SWI | Technomag-CIP | SUTER | 1'39.800 18 | 1'38.872 17 | 0.451 0.304 |
| 4 | 93 M.MARQUEZ | SPA | Team CatalunyaCaixa Repsol | SUTER | 1'39.470 21 | 1'39.063 10 | 0.642 0.191 |
| 5 | 5 J.ZARCO | FRA | JIR Moto2 | MOTOBI | 1'39.786 16 | 1'39.130 17 | 0.709 0.067 |
| 6 | 71 C.CORTI | ITA | Italtrans Racing Team | KALEX | 1'39.467 8 | 1'39.148 18 | 0.727 0.018 |
| 7 | 24 T.ELIAS | SPA | Mapfre Aspar Team | SUTER | 1'39.736 12 | 1'39.160 6 | 0.739 0.012 |
| 8 | 3 S.CORSI | ITA | Came IodaRacing Project | FTR | 1'39.616 7 | 1'39.182 19 | 0.761 0.022 |
| 9 | 45 S.REDDING | GBR | Marc VDS Racing Team | KALEX | 1'39.484 18 | 1'39.232 4 | 0.811 0.050 |
| 10 | 15 A.DE ANGELIS | RSM | NGM Mobile Forward Racing | FTR | 1'39.524 17 | 1'39.318 18 | 0.897 0.086 |
| 11 | 38 B.SMITH | GBR | Tech 3 Racing | TECH 3 | 1'39.875 16 | 1'39.362 20 | 0.941 0.044 |
| 12 | 36 M.KALLIO | FIN | Marc VDS Racing Team | KALEX | 1'39.741 6 | 1'39.373 21 | 0.952 0.011 |
| 13 | 80 E.RABAT | SPA | Pons 40 HP Tuenti | KALEX | 1'39.424 18 | 1'39.781 5 | 1.003 0.051 |
| 14 | 12 T.LUTHI | SWI | Interwetten-Paddock | SUTER | 1'39.456 18 | 1'39.479 12 | 1.035 0.032 |
| 15 | 30 T.NAKAGAMI | JPN | Italtrans Racing Team | KALEX | 1'40.234 14 | 1'39.486 5 | 1.065 0.030 |
| 16 | 76 M.NEUKIRCHNER | GER | Kiefer Racing | KALEX | 1'40.644 17 | 1'39.493 20 | 1.072 0.007 |
| 17 | 14 R.WILAIROT | THA | Thai Honda PTT Gresini Moto2 | SUTER | 1'40.407 11 | 1'39.554 16 | 1.133 0.061 |
| 18 | 44 R.ROLFO | ITA | Technomag-CIP | SUTER | 1'40.051 19 | 1'39.704 14 | 1.283 0.150 |
| 19 | 18 N.TEROL | SPA | Mapfre Aspar Team | SUTER | 1'40.488 18 | 1'39.824 21 | 1.403 0.120 |
| 20 | 63 M.DI MEGLIO | FRA | S/Master Speed Up | SPEED UP | 1'40.759 19 | 1'40.006 6 | 1.585 0.182 |
| 21 | 95 A.WEST | AUS | QMMF Racing Team | MORIWAKI | 1'40.486 21 | 1'40.084 14 | 1.663 0.078 |
| 22 | 4 R.KRUMMENACH | SWI | GP Team Switzerland | KALEX | 1'40.315 19 | 1'40.107 24 | 1.686 0.023 |
| 23 | 8 G.REA | GBR | Federal Oil Gresini Moto2 | SUTER | 1'41.521 21 | 1'40.199 6 | 1.778 0.092 |
| 24 | 60 J.SIMON | SPA | Blusens Avintia | SUTER | 1'40.468 19 | 1'40.259 19 | 1.838 0.060 |
| 25 | 49 A.PONS | SPA | Pons 40 HP Tuenti | KALEX | 1'40.939 19 | 1'40.459 12 | 2.038 0.200 |
| 26 | 72 Y.TAKAHASHI | JPN | NGM Mobile Forward Racing | FTR | 1'40.530 19 | 1'41.099 8 | 2.109 0.071 |
| 27 | 19 X.SIMEON | BEL | Tech 3 Racing | TECH 3 | 1'40.855 18 | 1'40.606 17 | 2.185 0.076 |
| 28 | 88 R.CARDUS | SPA | Arguiñano Racing Team | AJR | 1'40.877 7 | 1'41.721 3 | 2.456 0.271 |
| 29 | 7 A.LUNDH | SWE | Cresto Guide MZ Racing | MZ-RE HONDA | 1'41.581 19 | 1'40.993 17 | 2.572 0.116 |
| 30 | 50 D.CUDLIN | AUS | Desguaces La Torre SAG | BIMOTA | 1'41.895 21 | 1'41.571 18 | 3.150 0.578 |
| 31 | 10 M.COLANDREA | SWI | SAG Team | FTR | 1'43.394 15 | 1'42.206 17 | 3.785 0.635 |
| 32 | 57 E.GRANADO | BRA | JIR Moto2 | MOTOBI | 1'44.890 14 | 1'43.284 20 | 4.863 1.078 |
| 33 | 82 E.ROSELL | SPA | QMMF Racing Team | MORIWAKI | 1'44.703 20 | 1'43.360 21 | 4.939 0.076 |

| | | | | |
|------------------------------|------|----------------------|-----------------|--------------|
| Pole Position Record: | | New circuit | | |
| Circuit Record Lap: | | New circuit | | |
| Circuit Best Lap: | 2012 | PoI ESPARGARO | 1'38.421 | 166.135 Km/h |

The results are provisional until the end of the limit for protest and appeals.

Time limit for protest expires 60' after publication of the results - Mr. Time:

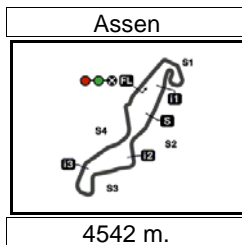
These data/results cannot be reproduced, stored and/or transmitted in whole or in part by any manner of electronic, mechanical, photocopying, recording, broadcasting or otherwise now known or herein after developed without the previous express consent by the copyright owner, except for reproduction in daily press and regular printed publications on sale to the public within 60 days of the event related to those data/results and always provided that copyright symbol appears together as follows below.

© DORNA, 2012

Official MotoGP Timing by **TISSOT**
www.motogp.com

Assen, Thursday, June 28, 2012





Computerised results and timing service provided by **TISSOT**

Moto2

IVECO TT ASSEN
Free Practice Nr. 2
Top Speed & Average

8



| <i>Rider</i> | <i>Nation</i> | <i>Motorcycle</i> | <i>Top 5 speeds</i> | | | | | <i>Average</i> | <i>Top</i> |
|-------------------------------|---------------|-------------------|---------------------|-------|-------|-------|-------|----------------|--------------|
| 36 Mika KALLIO | FIN | KALEX | 257.1 | 254.2 | 252.3 | 250.8 | 250.6 | 253.0 | 257.1 |
| 71 Claudio CORTI | ITA | KALEX | 255.7 | 250.9 | 249.5 | 248.4 | 248.1 | 250.5 | 255.7 |
| 80 Esteve RABAT | SPA | KALEX | 255.1 | 253.2 | 252.5 | 249.5 | 248.6 | 251.8 | 255.1 |
| 49 Axel PONS | SPA | KALEX | 253.7 | 249.5 | 248.9 | 248.8 | 247.5 | 249.7 | 253.7 |
| 18 Nicolas TEROL | SPA | SUTER | 252.9 | 252.5 | 252.0 | 250.9 | 249.5 | 251.6 | 252.9 |
| 3 Simone CORSI | ITA | FTR | 252.6 | 252.2 | 251.7 | 250.8 | 250.6 | 251.6 | 252.6 |
| 40 Pol ESPARGARO | SPA | KALEX | 252.5 | 251.4 | 251.2 | 250.6 | 250.5 | 251.2 | 252.5 |
| 12 Thomas LUTHI | SWI | SUTER | 251.9 | 251.2 | 250.5 | 250.3 | 249.7 | 250.5 | 251.9 |
| 15 Alex DE ANGELIS | RSM | FTR | 251.6 | 250.5 | 249.7 | 249.6 | 249.4 | 250.1 | 251.6 |
| 30 Takaaki NAKAGAMI | JPN | KALEX | 251.5 | 249.8 | 249.7 | 249.2 | 248.8 | 249.8 | 251.5 |
| 77 Dominique AEGERTER | SWI | SUTER | 251.3 | 247.9 | 247.8 | 247.8 | 247.6 | 248.5 | 251.3 |
| 93 Marc MARQUEZ | SPA | SUTER | 251.3 | 250.6 | 250.3 | 250.0 | 249.5 | 250.3 | 251.3 |
| 4 Randy KRUMMENACHER | SWI | KALEX | 250.6 | 248.6 | 247.4 | 247.4 | 247.3 | 248.2 | 250.6 |
| 72 Yuki TAKAHASHI | JPN | FTR | 250.5 | 250.4 | 250.1 | 249.5 | 249.2 | 249.9 | 250.5 |
| 24 Toni ELIAS | SPA | SUTER | 250.3 | 248.8 | 247.9 | 247.5 | 245.4 | 248.0 | 250.3 |
| 63 Mike DI MEGLIO | FRA | SPEED UP | 250.2 | 250.2 | 250.0 | 249.9 | 249.7 | 250.0 | 250.2 |
| 38 Bradley SMITH | GBR | TECH 3 | 250.1 | 247.8 | 247.3 | 246.6 | 246.4 | 247.6 | 250.1 |
| 14 Ratthapark WILAIROT | THA | SUTER | 250.1 | 249.6 | 247.3 | 247.1 | 246.9 | 248.2 | 250.1 |
| 76 Max NEUKIRCHNER | GER | KALEX | 250.0 | 248.2 | 247.9 | 247.4 | 246.9 | 248.1 | 250.0 |
| 44 Roberto ROLFO | ITA | SUTER | 249.8 | 248.8 | 247.7 | 247.1 | 247.0 | 248.1 | 249.8 |
| 5 Johann ZARCO | FRA | MOTOBI | 249.4 | 249.0 | 245.7 | 245.2 | 241.8 | 246.2 | 249.4 |
| 29 Andrea IANNOE | ITA | SPEED UP | 248.9 | 248.8 | 248.3 | 247.9 | 247.9 | 248.3 | 248.9 |
| 45 Scott REDDING | GBR | KALEX | 248.8 | 247.2 | 246.5 | 243.3 | 242.3 | 245.6 | 248.8 |
| 8 Gino REA | GBR | SUTER | 248.5 | 248.3 | 247.7 | 247.4 | 246.7 | 247.7 | 248.5 |
| 60 Julian SIMON | SPA | SUTER | 248.2 | 246.6 | 246.0 | 245.7 | 245.6 | 246.4 | 248.2 |
| 82 Elena ROSELL | SPA | MORIWAKI | 248.2 | 247.1 | 245.4 | 243.6 | 243.1 | 245.5 | 248.2 |
| 95 Anthony WEST | AUS | MORIWAKI | 245.9 | 245.9 | 245.6 | 245.5 | 245.4 | 245.6 | 245.9 |
| 7 Alexander LUNDH | SWE | MZ-RE HONDA | 245.6 | 243.2 | 242.6 | 242.5 | 241.8 | 243.2 | 245.6 |
| 10 Marco COLANDREA | SWI | FTR | 244.6 | 244.5 | 244.5 | 244.0 | 243.6 | 244.2 | 244.6 |
| 88 Ricard CARDUS | SPA | AJR | 242.9 | 241.4 | 239.0 | 238.6 | 236.2 | 239.6 | 242.9 |
| 19 Xavier SIMEON | BEL | TECH 3 | 242.6 | 241.9 | 241.7 | 241.6 | 241.6 | 241.9 | 242.6 |
| 50 Damian CUDLIN | AUS | BIMOTA | 242.2 | 241.2 | 240.8 | 240.7 | 240.6 | 241.1 | 242.2 |
| 57 Eric GRANADO | BRA | MOTOBI | 241.5 | 240.5 | 240.5 | 240.5 | 240.3 | 240.7 | 241.5 |

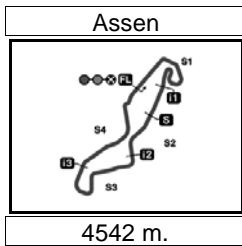
These data/results cannot be reproduced, stored and/or transmitted in whole or in part by any manner of electronic, mechanical, photocopying, recording, broadcasting or otherwise now known or herein after developed without the previous express consent by the copyright owner, except for reproduction in daily press and regular printed publications on sale to the public within 60 days of the event related to those data/results and always provided that copyright symbol appears together as follows below.

© DORNA, 2012

Official MotoGP Timing by **TISSOT**
www.motogp.com



Assen, Thursday, June 28, 2012



Computerised results and timing service provided by **TISSOT**

Moto2

IVECO TT ASSEN

Free Practice Nr. 2

Chronological Analysis of Performances

9

| P Crossing the finish line in pit lane | | T1 Time from finish line to 1st intermediate | | | | T2 Time from 1st intermed. to 2nd intermed. | | | | T3 Time from 2nd intermed. to 3rd intermed. | | | | T4 Time from 3rd intermediate to finish line | | | |
|--|-----------------|--|---------------|---------------|---------------|---|-----|-----------------|---------------|---|---------------|---------------|--------------|--|--|--|--|
| Lap | Lap Time | T1 | T2 | T3 | T4 | Speed | Lap | Lap Time | T1 | T2 | T3 | T4 | Speed | | | | |
| 1st 40 | | Pol ESPARGARO | | | | Pons 40 HP Tuenti | | | | SPA | | | | | | | |
| | | Runs=3 | | Total laps=19 | | Full laps=14 | | | | | | | | | | | |
| 1 | 2'45.098 | 1'34.923 | 16.330 | 29.766 | 24.079 | 238.8 | 6 | 1'45.864 | 10'31.154 | 16.521 | 33.473 | 24.716 | 238.3 | | | | |
| 2 | 1'40.914 | 33.197 | 15.808 | 28.603 | 23.306 | 251.2 | 7 | 1'40.403 | 33.232 | 15.580 | 28.527 | 23.064 | 246.4 | | | | |
| 3 | 1'40.791 | 33.247 | 15.419 | 29.137 | 22.988 | 249.3 | 8 | 1'39.858 | 33.026 | 15.508 | 28.312 | 23.012 | 247.0 | | | | |
| 4 | 1'40.341 | 33.037 | 15.323 | 28.621 | 23.360 | 243.3 | 9 | 1'39.664 | 32.783 | 15.471 | 28.423 | 22.987 | 247.8 | | | | |
| 5 | 1'40.093 | 33.060 | 15.424 | 28.405 | 23.204 | 250.2 | 10 | 1'39.476 | 32.893 | 15.463 | 28.349 | 22.771 | 247.3 | | | | |
| 6 | 1'50.309 P | 34.512 | 16.784 | 29.410 | 29.603 | 225.0 | 11 | 1'47.055 P | 32.942 | 15.530 | 28.802 | 29.781 | 251.3 | | | | |
| 7 | 10'32.442 | 9'24.301 | 15.685 | 29.272 | 23.184 | 248.5 | 12 | 6'49.921 | 5'23.652 | 16.448 | 40.474 | 29.347 | 237.1 | | | | |
| 8 | 1'39.358 | 32.676 | 15.389 | 28.337 | 22.956 | 243.7 | 13 | 1'40.584 | 33.112 | 15.718 | 28.692 | 23.062 | 244.8 | | | | |
| 9 | 1'38.421 | 32.501 | 15.166 | 28.020 | 22.734 | 243.5 | 14 | 1'47.029 | 34.056 | 15.812 | 33.632 | 23.529 | 243.1 | | | | |
| 10 | 1'38.505 | 32.428 | 15.192 | 28.111 | 22.774 | 249.1 | 15 | 1'39.396 | 32.696 | 15.504 | 28.323 | 22.873 | 244.1 | | | | |
| 11 | 1'39.272 | 32.652 | 15.295 | 28.274 | 23.051 | 250.5 | 16 | 1'39.046 | 32.518 | 15.445 | 28.255 | 22.828 | 246.2 | | | | |
| 12 | 1'39.066 | 32.626 | 15.243 | 28.179 | 23.018 | 248.0 | 17 | 1'38.872 | 32.449 | 15.400 | 28.229 | 22.794 | 247.9 | | | | |
| 13 | 1'51.089 P | 35.231 | 15.912 | 29.386 | 30.560 | 241.4 | 18 | 1'39.519 | 32.724 | 15.434 | 28.426 | 22.935 | 245.3 | | | | |
| 14 | 6'03.393 | 4'55.881 | 15.679 | 28.690 | 23.143 | 246.1 | | | | | | | | | | | |
| 15 | 1'40.703 | 32.684 | 15.327 | 28.119 | 24.573 | 250.6 | | | | | | | | | | | |
| 16 | 1'38.435 | 32.377 | 15.260 | 28.150 | 22.648 | 244.5 | | | | | | | | | | | |
| 17 | 1'38.917 | 32.401 | 15.273 | 28.186 | 23.057 | 252.5 | | | | | | | | | | | |
| 18 | 1'38.546 | 32.399 | 15.206 | 28.237 | 22.704 | 251.4 | | | | | | | | | | | |
| 19 | 1'52.107 | 37.729 | 19.668 | 30.359 | 24.351 | 145.5 | | | | | | | | | | | |
| 4th 93 | | Marc MARQUEZ | | | | Team CatalunyaCaixa | | | | SPA | | | | | | | |
| | | Runs=3 | | Total laps=19 | | Full laps=14 | | | | | | | | | | | |
| 1 | 2'00.988 | 51.568 | 16.335 | 29.093 | 23.992 | 241.1 | | | | | | | | | | | |
| 2 | 1'40.917 | 33.577 | 15.487 | 28.872 | 22.981 | 251.3 | | | | | | | | | | | |
| 3 | 1'39.831 | 32.722 | 15.574 | 28.717 | 22.818 | 250.0 | | | | | | | | | | | |
| 4 | 1'43.673 | 33.031 | 15.748 | 31.857 | 23.037 | 249.5 | | | | | | | | | | | |
| 5 | 1'39.179 | 32.736 | 15.349 | 28.387 | 22.707 | 250.3 | | | | | | | | | | | |
| 6 | 1'39.152 | 32.842 | 15.422 | 28.298 | 22.590 | 249.4 | | | | | | | | | | | |
| 7 | 1'48.759 P | 34.157 | 15.468 | 28.586 | 30.548 | 247.9 | | | | | | | | | | | |
| 8 | 8'12.386 | 7'04.701 | 15.628 | 29.006 | 23.051 | 245.3 | | | | | | | | | | | |
| 9 | 1'39.135 | 32.668 | 15.257 | 28.487 | 22.723 | 249.5 | | | | | | | | | | | |
| 10 | 1'39.063 | 32.647 | 15.291 | 28.316 | 22.809 | 249.2 | | | | | | | | | | | |
| 11 | 1'39.912 | 33.068 | 15.442 | 28.504 | 22.898 | 250.6 | | | | | | | | | | | |
| 12 | 1'39.605 | 32.719 | 15.341 | 28.658 | 22.887 | 248.7 | | | | | | | | | | | |
| 13 | 1'50.674 P | 34.945 | 15.956 | 29.251 | 30.522 | 248.6 | | | | | | | | | | | |
| 14 | 7'41.329 | 6'32.898 | 15.885 | 29.316 | 23.230 | 243.7 | | | | | | | | | | | |
| 15 | 1'39.312 | 32.713 | 15.374 | 28.500 | 22.725 | 247.5 | | | | | | | | | | | |
| 16 | 1'39.266 | 32.638 | 15.390 | 28.492 | 22.746 | 247.6 | | | | | | | | | | | |
| 17 | 1'59.001 | 33.502 | 18.999 | 31.776 | 34.724 | 135.4 | | | | | | | | | | | |
| 18 | 1'51.245 | 36.987 | 15.685 | 35.020 | 23.553 | 247.6 | | | | | | | | | | | |
| 19 | 1'43.713 | 34.799 | 16.315 | 29.170 | 23.429 | 225.9 | | | | | | | | | | | |
| 5th 5 | | Johann ZARCO | | | | JIR Moto2 | | | | FRA | | | | | | | |
| | | Runs=3 | | Total laps=20 | | Full laps=15 | | | | | | | | | | | |
| 1 | 2'44.152 | 1'32.557 | 17.587 | 30.286 | 23.722 | 217.0 | | | | | | | | | | | |
| 2 | 1'41.630 | 33.859 | 15.789 | 28.803 | 23.179 | 235.7 | | | | | | | | | | | |
| 3 | 1'41.461 | 33.605 | 15.683 | 28.827 | 23.346 | 240.2 | | | | | | | | | | | |
| 4 | 1'40.704 | 33.271 | 15.650 | 28.725 | 23.058 | 249.4 | | | | | | | | | | | |
| 5 | 1'40.087 | 32.751 | 15.626 | 28.596 | 23.114 | 238.5 | | | | | | | | | | | |
| 6 | 1'50.722 P | 33.959 | 16.049 | 30.072 | 30.642 | 235.1 | | | | | | | | | | | |
| 7 | 5'44.370 | 4'35.280 | 16.630 | 29.107 | 23.353 | 241.8 | | | | | | | | | | | |
| 8 | 1'40.035 | 32.942 | 15.632 | 28.412 | 23.049 | 235.6 | | | | | | | | | | | |
| 9 | 1'39.953 | 32.739 | 15.587 | 28.493 | 23.134 | 237.8 | | | | | | | | | | | |
| 10 | 1'40.066 | 32.797 | 15.648 | 28.515 | 23.106 | 237.5 | | | | | | | | | | | |
| 11 | 1'40.062 | 32.790 | 15.575 | 28.535 | 23.162 | 236.0 | | | | | | | | | | | |
| 12 | 1'40.630 | 32.989 | 16.082 | 28.431 | 23.128 | 249.0 | | | | | | | | | | | |
| 13 | 1'39.586 | 32.780 | 15.504 | 28.357 | 22.945 | 237.5 | | | | | | | | | | | |
| 14 | 1'49.274 P | 33.486 | 16.219 | 29.285 | 30.284 | 232.0 | | | | | | | | | | | |
| 3rd 77 | | Dominique AEGERT | | | | Technomag-CIP | | | | SWI | | | | | | | |
| | | Runs=3 | | Total laps=18 | | Full laps=13 | | | | | | | | | | | |
| 1 | 2'00.763 | 45.515 | 17.278 | 32.874 | 25.096 | 239.0 | | | | | | | | | | | |
| 2 | 1'41.667 | 33.662 | 15.906 | 28.847 | 23.252 | 244.1 | | | | | | | | | | | |
| 3 | 1'40.495 | 33.038 | 15.699 | 28.583 | 23.175 | 247.8 | | | | | | | | | | | |
| 4 | 1'40.681 | 33.011 | 15.603 | 28.900 | 23.167 | 247.6 | | | | | | | | | | | |
| 5 | 1'47.705 P | 32.999 | 15.589 | 28.559 | 30.558 | 247.3 | | | | | | | | | | | |

Fastest Lap: Pol ESPARGARO Pons 40 HP Tuenti SPA **1'38.421** 32.501 15.166 28.020 22.734

These data/results cannot be reproduced, stored and/or transmitted in whole or in part by any manner of electronic, mechanical, photocopying, recording, broadcasting or otherwise now known or herein after developed without the previous express consent by the copyright owner, except for reproduction in daily press and regular printed publications on sale to the public within 60 days of the event related to those data/results and always provided that copyright symbol appears together as follows below.
© DORNA, 2012



Free Practice Nr. 2

Moto2

| Lap | Lap Time | T1 | T2 | T3 | T4 | Speed | Lap | Lap Time | T1 | T2 | T3 | T4 | Speed |
|-----|------------|----------|--------|--------|--------|-------|-----|------------|-----------|--------|--------|--------|-------|
| 14 | 1'39.704 | 32.818 | 15.487 | 28.604 | 22.795 | 247.0 | 9 | 15'26.649 | 14'18.367 | 15.833 | 29.049 | 23.400 | 245.8 |
| 15 | 1'40.737 | 33.370 | 15.538 | 28.773 | 23.056 | 246.2 | 10 | 1'40.847 | 33.215 | 15.571 | 28.798 | 23.263 | 246.8 |
| 16 | 1'49.676 P | 33.272 | 15.753 | 29.406 | 21.245 | 243.9 | 11 | 1'40.811 | 33.251 | 15.512 | 28.800 | 23.248 | 247.5 |
| 17 | 6'35.579 | 4'51.635 | 20.123 | 38.972 | 44.849 | 179.5 | 12 | 1'51.777 P | 33.986 | 15.778 | 30.102 | 31.911 | 246.2 |
| 18 | 1'45.764 | 37.761 | 15.899 | 28.950 | 23.154 | 244.0 | 13 | 5'18.844 | 4'10.742 | 15.776 | 28.900 | 23.426 | 245.7 |
| 19 | 1'40.833 | 32.973 | 15.671 | 28.991 | 23.198 | 246.1 | 14 | 1'40.215 | 33.005 | 15.499 | 28.657 | 23.054 | 248.0 |
| 20 | 1'40.469 | 32.807 | 15.687 | 28.825 | 23.150 | 245.8 | 15 | 1'43.084 | 32.989 | 15.414 | 30.445 | 24.236 | 248.9 |
| | | | | | | | 16 | 1'40.216 | 33.198 | 15.443 | 28.546 | 23.029 | 250.0 |

| 18th 80 Esteve RABAT | | | | | | | Pons 40 HP Tuenti SPA | | | | | | |
|----------------------|------------|---------------|--------|--------|-------------|-------|-----------------------|------------|---------------|--------|--------|--------------|-------|
| Runs=4 | | Total laps=17 | | | Full laps=9 | | Runs=3 | | Total laps=22 | | | Full laps=17 | |
| 1 | 2'45.488 | 1'35.435 | 16.537 | 29.331 | 24.185 | 227.4 | 1 | 1'46.399 | 36.048 | 16.607 | 29.704 | 24.040 | 241.1 |
| 2 | 1'40.952 | 33.353 | 15.710 | 28.604 | 23.285 | 247.8 | 2 | 1'41.957 | 33.528 | 16.062 | 28.819 | 23.548 | 239.6 |
| 3 | 1'40.931 | 33.138 | 15.638 | 28.853 | 23.302 | 252.5 | 3 | 1'40.595 | 33.033 | 15.696 | 28.521 | 23.345 | 245.4 |
| 4 | 1'41.094 | 32.863 | 15.482 | 29.434 | 23.315 | 253.2 | 4 | 1'40.810 | 32.929 | 15.696 | 28.667 | 23.518 | 245.9 |
| 5 | 1'39.781 | 32.748 | 15.470 | 28.528 | 23.035 | 255.1 | 5 | 1'50.408 P | 33.149 | 15.848 | 28.805 | 32.606 | 242.5 |
| 6 | 1'50.310 | 38.426 | 18.271 | 29.976 | 23.637 | 218.5 | 6 | 6'20.218 | 5'08.248 | 17.146 | 30.622 | 24.202 | 237.7 |
| 7 | 1'53.840 P | 32.876 | 15.866 | 32.194 | 32.904 | 246.7 | 7 | 1'41.543 | 33.108 | 15.943 | 28.884 | 23.608 | 241.0 |
| 8 | 8'34.214 | 7'26.049 | 15.850 | 28.927 | 23.388 | 249.5 | 8 | 1'40.765 | 32.852 | 15.786 | 28.788 | 23.339 | 241.9 |
| 9 | 3'22.415 P | 1'55.734 | 20.983 | 33.543 | 32.155 | 181.6 | 9 | 1'40.568 | 32.866 | 15.752 | 28.611 | 23.339 | 242.3 |
| 10 | 6'58.352 | 5'49.408 | 15.892 | 28.775 | 24.277 | 245.1 | 10 | 1'40.781 | 32.944 | 15.745 | 28.753 | 23.339 | 243.1 |
| 11 | 1'40.447 | 32.934 | 15.563 | 28.665 | 23.285 | 245.1 | 11 | 1'47.606 | 35.251 | 18.857 | 29.814 | 23.684 | 175.9 |
| 12 | 1'40.273 | 32.730 | 15.607 | 28.648 | 23.288 | 246.1 | 12 | 1'40.419 | 32.862 | 15.741 | 28.613 | 23.203 | 245.9 |
| 13 | 2'11.656 P | 43.530 | 25.652 | 31.515 | 30.959 | 151.4 | 13 | 1'40.263 | 32.961 | 15.649 | 28.576 | 23.077 | 245.6 |
| 14 | 3'41.852 | 2'33.482 | 15.929 | 28.983 | 23.458 | 237.9 | 14 | 1'40.084 | 32.719 | 15.580 | 28.644 | 23.141 | 245.5 |
| 15 | 1'40.327 | 32.841 | 15.653 | 28.573 | 23.260 | 248.3 | 15 | 1'54.860 P | 35.693 | 16.411 | 30.284 | 32.472 | 241.2 |
| 16 | 1'43.115 | 32.766 | 15.552 | 29.152 | 25.645 | 248.6 | 16 | 5'44.170 | 4'27.923 | 16.632 | 34.045 | 25.570 | 233.6 |
| 17 | 2'03.534 P | 34.579 | 19.255 | 34.438 | 35.262 | 189.0 | 17 | 1'40.987 | 33.039 | 15.837 | 28.781 | 23.330 | 241.3 |

| 19th 18 Nicolas TEROL | | | | | | | Mapfre Aspar Team SPA | | | | | | |
|-----------------------|------------|---------------|--------|--------|--------------|-------|-----------------------|------------|---------------|--------|--------|--------------|-------|
| Runs=2 | | Total laps=22 | | | Full laps=19 | | Runs=2 | | Total laps=24 | | | Full laps=21 | |
| 1 | 2'11.024 | 1'00.745 | 16.270 | 29.780 | 24.229 | 243.9 | 1 | 1'57.691 | 47.224 | 16.365 | 29.952 | 24.150 | 244.1 |
| 2 | 1'42.399 | 33.838 | 15.914 | 29.054 | 23.593 | 246.1 | 2 | 1'41.920 | 33.658 | 15.863 | 29.092 | 23.307 | 246.1 |
| 3 | 1'41.383 | 33.284 | 15.639 | 29.051 | 23.409 | 249.0 | 3 | 1'41.304 | 33.472 | 15.706 | 28.783 | 23.343 | 242.8 |
| 4 | 1'41.407 | 33.387 | 15.726 | 28.892 | 23.402 | 248.2 | 4 | 1'41.871 | 33.681 | 15.632 | 29.182 | 23.376 | 243.6 |
| 5 | 1'40.899 | 32.958 | 15.568 | 28.838 | 23.535 | 248.7 | 5 | 1'40.444 | 32.867 | 15.556 | 28.665 | 23.356 | 247.4 |
| 6 | 1'40.953 | 33.272 | 15.571 | 28.768 | 23.342 | 247.1 | 6 | 1'40.462 | 32.951 | 15.528 | 28.847 | 23.136 | 245.7 |
| 7 | 1'40.938 | 33.050 | 15.638 | 28.917 | 23.333 | 247.7 | 7 | 1'41.258 | 33.605 | 15.610 | 28.892 | 23.151 | 244.1 |
| 8 | 1'40.913 | 33.143 | 15.513 | 29.012 | 23.245 | 248.0 | 8 | 1'40.562 | 33.221 | 15.454 | 28.899 | 22.988 | 245.0 |
| 9 | 1'40.586 | 33.040 | 15.592 | 28.781 | 23.173 | 247.8 | 9 | 1'40.764 | 33.081 | 15.466 | 28.808 | 23.409 | 245.1 |
| 10 | 1'53.092 | 37.801 | 18.250 | 32.904 | 24.137 | 201.5 | 10 | 1'40.458 | 32.954 | 15.455 | 28.711 | 23.338 | 250.6 |
| 11 | 1'40.338 | 33.004 | 15.526 | 28.752 | 23.056 | 248.2 | 11 | 1'40.409 | 33.202 | 15.392 | 28.801 | 23.014 | 247.3 |
| 12 | 1'50.806 P | 32.873 | 15.528 | 30.353 | 32.052 | 249.5 | 12 | 1'51.945 P | 34.342 | 15.850 | 29.594 | 32.159 | 241.9 |
| 13 | 10'04.708 | 8'54.769 | 16.424 | 29.850 | 23.665 | 245.0 | 13 | 6'08.244 | 4'55.724 | 16.925 | 30.407 | 25.188 | 241.2 |
| 14 | 1'40.781 | 33.261 | 15.617 | 28.789 | 23.114 | 248.2 | 14 | 1'40.861 | 33.227 | 15.586 | 28.869 | 23.179 | 245.8 |
| 15 | 1'40.140 | 32.861 | 15.517 | 28.644 | 23.118 | 247.6 | 15 | 1'40.483 | 33.049 | 15.444 | 28.830 | 23.160 | 246.9 |
| 16 | 1'40.100 | 32.824 | 15.531 | 28.579 | 23.166 | 248.6 | 16 | 1'40.469 | 33.070 | 15.508 | 28.744 | 23.147 | 245.7 |
| 17 | 1'50.741 | 42.960 | 15.760 | 28.728 | 23.293 | 249.1 | 17 | 1'40.295 | 33.017 | 15.436 | 28.827 | 23.015 | 245.0 |
| 18 | 1'40.423 | 32.904 | 15.501 | 28.839 | 23.179 | 252.0 | 18 | 1'40.681 | 32.996 | 15.425 | 29.048 | 23.212 | 246.2 |
| 19 | 1'40.198 | 32.772 | 15.419 | 28.744 | 23.263 | 252.5 | 19 | 1'40.642 | 33.016 | 15.500 | 28.994 | 23.132 | 245.8 |
| 20 | 1'41.145 | 33.060 | 15.381 | 29.164 | 23.540 | 252.9 | 20 | 1'40.844 | 33.234 | 15.453 | 28.999 | 23.158 | 248.6 |
| 21 | 1'39.824 | 32.808 | 15.446 | 28.544 | 23.026 | 250.9 | 21 | 1'40.493 | 33.073 | 15.360 | 28.960 | 23.100 | 245.8 |
| 22 | 1'40.357 | 32.912 | 15.594 | 28.628 | 23.223 | 248.8 | 22 | 1'40.786 | 33.299 | 15.461 | 29.000 | 23.026 | 245.7 |

| 20th 63 Mike DI MEGLIO | | | | | | | S/Master Speed Up FRA | | | | | | |
|------------------------|------------|---------------|--------|--------|--------------|-------|-----------------------|----------|---------------|--------|--------|--------------|-------|
| Runs=3 | | Total laps=16 | | | Full laps=11 | | Runs=2 | | Total laps=24 | | | Full laps=21 | |
| 1 | 2'19.372 | 1'08.695 | 16.320 | 29.498 | 24.859 | 244.1 | 1 | 1'40.107 | 32.912 | 15.428 | 28.681 | 23.086 | 247.4 |
| 2 | 1'41.183 | 33.413 | 15.615 | 28.855 | 23.300 | 247.7 | 2 | 1'40.493 | 33.073 | 15.360 | 28.960 | 23.100 | 245.8 |
| 3 | 1'44.286 | 33.010 | 15.528 | 30.761 | 24.987 | 249.7 | 3 | 1'40.786 | 33.299 | 15.461 | 29.000 | 23.026 | 245.7 |
| 4 | 1'40.174 | 32.960 | 15.517 | 28.689 | 23.008 | 250.2 | 4 | 1'47.429 | 35.110 | 16.097 | 30.228 | 25.994 | 236.9 |
| 5 | 1'40.518 | 32.953 | 15.517 | 28.597 | 23.451 | 250.2 | 5 | 1'40.107 | 32.912 | 15.428 | 28.681 | 23.086 | 247.4 |
| 6 | 1'40.006 | 32.849 | 15.425 | 28.707 | 23.025 | 249.9 | 6 | 1'40.483 | 33.049 | 15.444 | 28.830 | 23.160 | 246.9 |
| 7 | 1'40.602 | 33.027 | 15.526 | 28.803 | 23.246 | 247.8 | 7 | 1'40.469 | 33.070 | 15.508 | 28.744 | 23.147 | 245.7 |
| 8 | 1'56.174 P | 35.936 | 16.464 | 30.711 | 33.063 | 244.3 | 8 | 1'40.295 | 33.017 | 15.436 | 28.827 | 23.015 | 245.0 |

Fastest Lap: Pol ESPARGARO Pons 40 HP Tuenti SPA 1'38.421 32.501 15.166 28.020 22.734

These data/results cannot be reproduced, stored and/or transmitted in whole or in part by any manner of electronic, mechanical, photocopying, recording, broadcasting or otherwise now known or herein after developed without the previous express consent by the copyright owner, except for reproduction in daily press and regular printed publications on sale to the public within 60 days of the event related to those data/results and always provided that copyright symbol appears together as follows below.
© DORNA, 2012



Free Practice Nr. 2

Moto2

| Lap | Lap Time | T1 | T2 | T3 | T4 | Speed | Lap | Lap Time | T1 | T2 | T3 | T4 | Speed | |
|---------------------|---------------|--|--------|--------|---------------|-------|--------------|----------|------------|--------|--------|--------|--------|-------|
| 23rd | 8 | Gino REA Federal Oil Gresini Mo GBR | | | | | | 17 | 1'50.895 P | 33.682 | 15.785 | 29.882 | 31.546 | 246.0 |
| | | Runs=2 | | | Total laps=20 | | Full laps=17 | | | | | | | |
| 1 | 1'52.327 | 40.785 | 16.995 | 30.128 | 24.419 | 236.3 | 18 | 4'12.620 | 3'04.139 | 15.972 | 29.109 | 23.400 | 244.0 | |
| 2 | 1'42.849 | 34.000 | 16.008 | 29.171 | 23.670 | 243.6 | 19 | 1'41.966 | 33.316 | 15.883 | 29.347 | 23.420 | 240.5 | |
| 3 | 1'41.477 | 33.289 | 15.756 | 28.902 | 23.530 | 245.3 | 20 | 1'42.267 | 33.288 | 15.744 | 28.940 | 24.295 | 245.5 | |
| 4 | 1'41.038 | 33.341 | 15.686 | 28.675 | 23.336 | 244.8 | 21 | 1'41.091 | 33.567 | 15.587 | 28.665 | 23.272 | 253.7 | |
| 5 | 1'50.392 | 36.058 | 16.455 | 32.039 | 25.840 | 235.0 | 22 | 1'41.415 | 33.301 | 15.647 | 29.148 | 23.319 | 244.8 | |
| 6 | 1'40.199 | 32.916 | 15.511 | 28.625 | 23.147 | 244.8 | 23 | 1'41.941 | 33.350 | 15.746 | 29.174 | 23.671 | 246.6 | |
| 7 | 1'52.541 P | 34.116 | 16.332 | 30.204 | 31.889 | 239.7 | | | | | | | | |
| 8 | 1'49.309 | 10'37.559 | 18.127 | 29.930 | 23.693 | 215.1 | | | | | | | | |
| 9 | 1'40.753 | 32.980 | 15.631 | 28.742 | 23.400 | 246.7 | | | | | | | | |
| 10 | 2'01.995 | 37.626 | 25.815 | 33.777 | 24.777 | 90.5 | | | | | | | | |
| 11 | 1'43.110 | 34.182 | 17.015 | 28.715 | 23.198 | 198.6 | | | | | | | | |
| 12 | 1'40.567 | 32.951 | 15.650 | 28.748 | 23.218 | 248.3 | | | | | | | | |
| 13 | 1'40.745 | 33.158 | 15.522 | 28.715 | 23.350 | 247.7 | | | | | | | | |
| 14 | 1'50.463 | 33.273 | 15.997 | 34.169 | 27.024 | 241.7 | | | | | | | | |
| 15 | 1'47.577 | 35.025 | 18.877 | 30.034 | 23.641 | 173.9 | | | | | | | | |
| 16 | 1'41.215 | 33.148 | 15.585 | 28.863 | 23.619 | 248.5 | | | | | | | | |
| 17 | 1'41.288 | 33.231 | 15.693 | 29.098 | 23.266 | 245.1 | | | | | | | | |
| 18 | 1'45.078 | 33.722 | 15.594 | 28.894 | 26.868 | 247.4 | | | | | | | | |
| 19 | 2'00.854 | 37.659 | 19.390 | 37.485 | 26.320 | 189.1 | | | | | | | | |
| 20 | 1'43.129 | 33.398 | 17.064 | 29.170 | 23.497 | 213.6 | | | | | | | | |
| 24th | 60 | Julian SIMON Blusens Avintia SPA | | | | | | | | | | | | |
| | | Runs=3 | | | Total laps=19 | | Full laps=14 | | | | | | | |
| 1 | 2'01.735 | 51.841 | 16.423 | 29.411 | 24.060 | 239.7 | | | | | | | | |
| 2 | 1'42.411 | 33.579 | 15.692 | 28.943 | 24.197 | 248.2 | | | | | | | | |
| 3 | 1'42.162 | 33.161 | 15.826 | 29.616 | 23.559 | 244.5 | | | | | | | | |
| 4 | 1'40.612 | 33.171 | 15.584 | 28.773 | 23.084 | 246.0 | | | | | | | | |
| 5 | 1'40.592 | 33.021 | 15.572 | 28.806 | 23.193 | 245.4 | | | | | | | | |
| 6 | 1'40.299 | 32.893 | 15.530 | 28.700 | 23.176 | 245.6 | | | | | | | | |
| 7 | 1'51.687 | 37.075 | 17.068 | 31.462 | 26.082 | 227.5 | | | | | | | | |
| 8 | 1'40.658 | 33.095 | 15.588 | 28.711 | 23.264 | 243.5 | | | | | | | | |
| 9 | 1'55.452 P | 35.902 | 16.725 | 29.684 | 33.141 | 228.7 | | | | | | | | |
| 10 | 1'17.704 | 9'04.875 | 18.413 | 31.188 | 23.228 | 230.4 | | | | | | | | |
| 11 | 1'41.279 | 33.158 | 15.890 | 29.089 | 23.142 | 241.4 | | | | | | | | |
| 12 | 1'40.741 | 33.196 | 15.520 | 28.902 | 23.123 | 246.6 | | | | | | | | |
| 13 | 1'40.745 | 33.026 | 15.615 | 28.757 | 23.347 | 245.7 | | | | | | | | |
| 14 | 1'52.096 P | 34.386 | 16.641 | 30.776 | 30.293 | 235.3 | | | | | | | | |
| 15 | 5'08.957 | 3'57.704 | 16.532 | 29.519 | 25.202 | 235.0 | | | | | | | | |
| 16 | 1'40.647 | 32.959 | 15.439 | 28.790 | 23.459 | 245.1 | | | | | | | | |
| 17 | 1'40.545 | 32.996 | 15.561 | 28.772 | 23.216 | 244.1 | | | | | | | | |
| 18 | 2'02.422 | 37.474 | 28.244 | 33.264 | 23.440 | 107.7 | | | | | | | | |
| 19 | 1'40.259 | 32.972 | 15.561 | 28.650 | 23.076 | 244.4 | | | | | | | | |
| 25th | 49 | Axel PONS Pons 40 HP Tuenti SPA | | | | | | | | | | | | |
| | | Runs=3 | | | Total laps=23 | | Full laps=18 | | | | | | | |
| 1 | 2'45.695 | 1'35.150 | 16.453 | 29.527 | 24.565 | 238.8 | | | | | | | | |
| 2 | 1'41.713 | 33.664 | 15.670 | 28.819 | 23.560 | 247.2 | | | | | | | | |
| 3 | 1'42.245 | 33.645 | 15.750 | 29.054 | 23.796 | 248.8 | | | | | | | | |
| 4 | 1'42.181 | 33.808 | 15.805 | 28.958 | 23.610 | 249.5 | | | | | | | | |
| 5 | 1'41.545 | 33.533 | 15.655 | 28.736 | 23.621 | 240.3 | | | | | | | | |
| 6 | 1'45.492 | 33.810 | 18.290 | 29.643 | 23.749 | 232.0 | | | | | | | | |
| 7 | 1'41.370 | 33.164 | 15.683 | 29.008 | 23.515 | 244.5 | | | | | | | | |
| 8 | 1'41.597 | 33.300 | 15.898 | 28.869 | 23.530 | 246.6 | | | | | | | | |
| 9 | 1'52.638 P | 35.033 | 16.229 | 29.740 | 31.636 | 247.5 | | | | | | | | |
| 10 | 5'12.515 | 4'04.441 | 15.870 | 28.745 | 23.459 | 246.6 | | | | | | | | |
| 11 | 1'42.707 | 33.229 | 15.786 | 29.356 | 24.336 | 242.2 | | | | | | | | |
| 12 | 1'40.459 | 32.936 | 15.517 | 28.613 | 23.393 | 248.9 | | | | | | | | |
| 13 | 1'41.636 | 33.328 | 15.672 | 29.428 | 23.208 | 241.7 | | | | | | | | |
| 14 | 1'41.146 | 33.482 | 15.636 | 28.710 | 23.318 | 244.9 | | | | | | | | |
| 15 | 1'41.938 | 33.597 | 15.771 | 29.104 | 23.466 | 241.7 | | | | | | | | |
| 16 | 1'41.812 | 33.618 | 15.802 | 28.978 | 23.414 | 243.0 | | | | | | | | |
| 28th | 72 | Yuki TAKAHASHI NGM Mobile Forward JPN | | | | | | | | | | | | |
| | | Runs=4 | | | Total laps=15 | | Full laps=7 | | | | | | | |
| 1 | 2'45.351 | 1'32.842 | 17.735 | 30.329 | 24.445 | 225.3 | | | | | | | | |
| 2 | 1'42.001 | 33.737 | 15.734 | 28.893 | 23.637 | 250.1 | | | | | | | | |
| 3 | 1'41.908 | 33.450 | 15.752 | 29.172 | 23.534 | 249.5 | | | | | | | | |
| 4 | 1'52.066 P | 34.546 | 15.897 | 29.899 | 31.724 | 250.5 | | | | | | | | |
| 5 | 1'13.915 | 9'54.732 | 18.016 | 32.761 | 28.406 | 223.3 | | | | | | | | |
| 6 | 1'43.166 | 33.836 | 15.703 | 29.371 | 24.256 | 248.4 | | | | | | | | |
| 7 | 1'51.707 | 34.404 | 17.190 | 36.453 | 23.660 | 219.2 | | | | | | | | |
| 8 | 1'41.099 | 33.260 | 15.557 | 28.922 | 23.360 | 250.4 | | | | | | | | |
| Fastest Lap: | Pol ESPARGARO | Pons 40 HP Tuenti SPA | | | | | 1'38.421 | 32.501 | 15.166 | 28.020 | 22.734 | | | |

These data/results cannot be reproduced, stored and/or transmitted in whole or in part by any manner of electronic, mechanical, photocopying, recording, broadcasting or otherwise now known or herein after developed without the previous express consent by the copyright owner, except for reproduction in daily press and regular printed publications on sale to the public within 60 days of the event related to those data/results and always provided that copyright symbol appears together as follows below.
© DORNA, 2012



Free Practice Nr. 2

Moto2

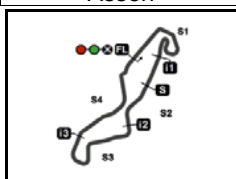
| Lap | Lap Time | T1 | T2 | T3 | T4 | Speed | Lap | Lap Time | T1 | T2 | T3 | T4 | Speed |
|---|-----------------|------------|--------|--------|--------|-------|--|-----------------|----------|--------|--------|--------|-------|
| 32nd 57 Eric GRANADO JIR Moto2 BRA | | | | | | | Runs=2 Total laps=21 Full laps=18 | | | | | | |
| 1 | 1'50.813 | P 33.352 | 15.577 | 30.243 | 31.641 | 249.2 | 1 | 1'58.136 | 44.577 | 17.757 | 30.990 | 24.812 | 233.5 |
| 10 | 8'36.399 | 7'11.201 | 16.040 | 36.579 | 32.579 | 247.6 | 2 | 1'46.271 | 34.959 | 16.730 | 30.060 | 24.522 | 239.4 |
| 11 | 1'44.959 | 33.974 | 17.242 | 29.750 | 23.993 | 210.4 | 3 | 1'44.668 | 34.519 | 16.454 | 29.644 | 24.051 | 241.5 |
| 12 | 1'59.946 | P 36.655 | 17.320 | 32.192 | 33.779 | 235.3 | 4 | 1'44.123 | 34.314 | 16.401 | 29.545 | 23.863 | 240.3 |
| 13 | 3'57.505 | 2'46.271 | 16.688 | 31.001 | 23.545 | 241.9 | 5 | 1'43.784 | 33.977 | 16.351 | 29.559 | 23.897 | 239.4 |
| 14 | 1'42.711 | 33.720 | 15.826 | 29.359 | 23.806 | 247.5 | 6 | 1'43.350 | 33.875 | 16.065 | 29.369 | 24.041 | 240.5 |
| 15 | 1'58.608 | P 35.520 | 17.290 | 31.423 | 34.375 | 239.6 | 7 | 1'43.652 | 34.047 | 16.280 | 29.484 | 23.841 | 238.3 |
| 29th 50 Damian CUDLIN Desguaces La Torre S AUS | | | | | | | Runs=3 Total laps=20 Full laps=14 | | | | | | |
| 1 | 1'54.702 | 41.884 | 17.221 | 30.846 | 24.751 | 234.8 | 8 | 1'43.453 | 33.948 | 16.252 | 29.532 | 23.721 | 238.5 |
| 2 | 1'48.342 | 34.416 | 16.955 | 31.850 | 25.121 | 240.8 | 9 | 1'43.720 | 33.947 | 16.152 | 29.711 | 23.910 | 239.2 |
| 3 | 1'44.155 | 33.996 | 15.963 | 30.249 | 23.947 | 240.0 | 10 | 2'13.836 | P 44.823 | 21.899 | 31.702 | 35.412 | 154.9 |
| 4 | 1'43.330 | 33.716 | 15.903 | 29.574 | 24.137 | 240.7 | 11 | 10'21.919 | 8'48.760 | 16.902 | 33.300 | 42.957 | 237.2 |
| 5 | 1'55.708 | P 35.011 | 16.803 | 31.940 | 31.954 | 222.6 | 12 | 1'45.405 | 35.171 | 16.186 | 29.793 | 24.255 | 239.8 |
| 6 | 7'58.067 | 6'47.027 | 17.011 | 30.029 | 24.000 | 225.1 | 13 | 1'44.271 | 34.369 | 16.285 | 29.584 | 24.033 | 239.0 |
| 7 | 1'42.363 | 33.292 | 15.824 | 29.102 | 24.145 | 240.3 | 14 | 1'44.211 | 34.617 | 16.117 | 29.563 | 23.914 | 240.5 |
| 8 | 1'42.025 | 33.453 | 15.774 | 29.007 | 23.791 | 240.3 | 15 | 1'44.069 | 34.185 | 16.479 | 29.432 | 23.973 | 238.7 |
| 9 | 1'42.085 | 33.312 | 15.840 | 29.267 | 23.666 | 239.6 | 16 | 1'43.559 | 33.958 | 16.077 | 29.652 | 23.872 | 238.9 |
| 10 | 1'50.400 | 36.238 | 17.261 | 31.024 | 25.877 | 227.6 | 17 | 1'43.795 | 34.113 | 16.168 | 29.468 | 24.046 | 239.9 |
| 11 | 1'50.268 | 35.265 | 17.350 | 32.109 | 25.544 | 221.1 | 18 | 1'44.027 | 34.382 | 16.174 | 29.544 | 23.927 | 238.0 |
| 12 | 1'54.209 | P 33.364 | 17.279 | 30.991 | 32.575 | 215.7 | 19 | 1'43.710 | 34.111 | 16.184 | 29.513 | 23.902 | 240.5 |
| 13 | 3'57.836 | 2'45.727 | 16.579 | 30.725 | 24.805 | 234.8 | 20 | 1'43.284 | 33.919 | 16.125 | 29.438 | 23.802 | 239.7 |
| 14 | 1'46.658 | 34.269 | 16.502 | 30.926 | 24.961 | 230.1 | 21 | 1'52.946 | 41.107 | 16.214 | 31.027 | 24.598 | 239.9 |
| 15 | 1'42.160 | 33.341 | 15.853 | 29.259 | 23.707 | 240.6 | 33rd 82 Elena ROSELL QMMF Racing Team SPA | | | | | | |
| 16 | 1'53.936 | 39.052 | 17.492 | 31.315 | 26.077 | 218.0 | Runs=2 Total laps=22 Full laps=18 | | | | | | |
| 17 | 1'41.643 | 33.304 | 15.755 | 28.988 | 23.596 | 242.2 | 1 | 2'02.913 | 44.829 | 18.992 | 33.036 | 26.056 | 217.7 |
| 18 | 1'41.571 | 33.227 | 15.676 | 29.117 | 23.551 | 241.2 | 2 | 1'47.452 | 35.258 | 16.792 | 30.226 | 25.176 | 239.2 |
| 19 | 1'54.259 | 39.661 | 18.052 | 31.547 | 24.999 | 199.7 | 3 | 1'46.048 | 34.460 | 16.619 | 30.040 | 24.929 | 240.7 |
| 20 | 2'03.162 | P 39.613 | 18.598 | 31.322 | 33.629 | 192.8 | 4 | 1'44.937 | 34.168 | 16.428 | 29.596 | 24.745 | 241.5 |
| 30th 88 Ricard CARDUS Arguiñano Racing Tea SPA | | | | | | | Runs=2 Total laps=7 Full laps=3 | | | | | | |
| 1 | 1'45.937 | 35.308 | 16.539 | 29.896 | 24.194 | 236.2 | 5 | 1'44.798 | 33.750 | 16.434 | 29.622 | 24.992 | 240.6 |
| 2 | 1'42.149 | 33.925 | 15.852 | 28.985 | 23.387 | 239.0 | 6 | 1'44.779 | 34.073 | 16.266 | 29.553 | 24.887 | 243.6 |
| 3 | 1'41.721 | 33.782 | 15.734 | 28.741 | 23.464 | 242.9 | 7 | 1'44.043 | 33.815 | 16.221 | 29.380 | 24.627 | 241.2 |
| 4 | 2'58.425 | P 1'21.180 | 20.258 | 38.315 | 38.672 | 201.6 | 8 | 2'04.559 | P 39.746 | 17.575 | 31.372 | 35.866 | 230.7 |
| 5 | 10'59.161 | 9'45.923 | 17.630 | 30.734 | 24.874 | 233.0 | 9 | 9'02.525 | 7'50.131 | 16.918 | 30.432 | 25.044 | 238.6 |
| 6 | 1'47.737 | 34.761 | 15.945 | 32.532 | 24.499 | 238.6 | 10 | 1'44.348 | 33.964 | 16.314 | 29.623 | 24.447 | 241.2 |
| | unfinished | 33.426 | | | | 241.4 | 11 | 1'44.435 | 33.833 | 16.340 | 29.654 | 24.608 | 241.4 |
| 31st 10 Marco COLANDREA SAG Team SWI | | | | | | | Runs=3 Total laps=18 Full laps=13 | | | | | | |
| 1 | 1'54.372 | 41.323 | 17.304 | 30.683 | 25.062 | 237.8 | 12 | 1'44.067 | 33.676 | 16.262 | 29.497 | 24.632 | 240.7 |
| 2 | 1'44.950 | 34.501 | 16.602 | 29.565 | 24.282 | 240.9 | 13 | 1'44.039 | 33.685 | 16.188 | 29.543 | 24.623 | 240.8 |
| 3 | 1'44.851 | 34.277 | 16.469 | 29.500 | 24.605 | 236.5 | 14 | 1'57.815 | 39.568 | 22.778 | 30.420 | 25.049 | 196.6 |
| 4 | 2'14.731 | 41.095 | 27.861 | 38.731 | 27.044 | 97.7 | 15 | 1'46.610 | 33.759 | 16.454 | 31.207 | 25.190 | 240.7 |
| 5 | 1'56.331 | P 33.995 | 16.245 | 29.369 | 36.722 | 241.6 | 16 | 1'43.925 | 33.687 | 16.139 | 29.593 | 24.506 | 241.9 |
| 6 | 7'52.927 | 6'42.606 | 16.641 | 29.528 | 24.152 | 238.5 | 17 | 1'48.629 | 38.229 | 16.099 | 29.474 | 24.827 | 243.1 |
| 7 | 1'43.129 | 33.985 | 16.205 | 29.070 | 23.869 | 242.0 | 18 | 1'43.911 | 33.818 | 16.037 | 29.387 | 24.669 | 242.6 |
| 8 | 1'42.644 | 33.753 | 16.098 | 28.935 | 23.858 | 243.6 | 19 | 1'44.849 | 33.725 | 16.005 | 30.156 | 24.963 | 248.2 |
| 9 | 1'42.676 | 33.423 | 16.280 | 29.014 | 23.959 | 242.0 | 20 | 1'43.640 | 33.771 | 15.926 | 29.668 | 24.275 | 245.4 |
| 10 | 1'42.717 | 33.737 | 16.184 | 28.950 | 23.846 | 241.9 | 21 | 1'43.360 | 33.488 | 16.022 | 29.326 | 24.524 | 247.1 |
| 11 | 2'24.970 | P 36.791 | 31.221 | 34.041 | 42.917 | | 22 | 2'10.860 | P 39.805 | 19.891 | 33.507 | 37.657 | 190.1 |
| 12 | 9'36.426 | 8'16.180 | 20.869 | 34.938 | 24.439 | 152.3 | | | | | | | |
| 13 | 1'43.026 | 33.837 | 16.180 | 29.114 | 23.895 | 244.5 | | | | | | | |
| 14 | 1'42.696 | 33.636 | 16.086 | 29.036 | 23.938 | 244.5 | | | | | | | |
| 15 | 1'42.716 | 33.662 | 16.104 | 29.049 | 23.901 | 244.0 | | | | | | | |
| 16 | 1'42.296 | 33.478 | 16.081 | 28.983 | 23.754 | 243.6 | | | | | | | |
| 17 | 1'42.206 | 33.387 | 16.015 | 28.992 | 23.812 | 244.6 | | | | | | | |
| 18 | 2'07.822 | 36.497 | 25.119 | 39.185 | 27.021 | 139.8 | | | | | | | |

Fastest Lap: Pol ESPARGARO Pons 40 HP Tuenti SPA **1'38.421** 32.501 15.166 28.020 22.734

These data/results cannot be reproduced, stored and/or transmitted in whole or in part by any manner of electronic, mechanical, photocopying, recording, broadcasting or otherwise now known or herein after developed without the previous express consent by the copyright owner, except for reproduction in daily press and regular printed publications on sale to the public within 60 days of the event related to those data/results and always provided that copyright symbol appears together as follows below.
© DORNA, 2012



Assen

Computerised results and timing service provided by **TISSOT****Moto2**

4542 m.

IVECO TT ASSEN

Free Practice Nr. 2

Best Partial Times

IT Ideal Lap Time, sum of the best partial times*BT* Best Lap Time

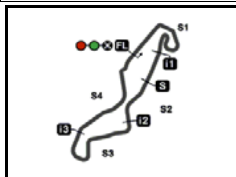
| <i>T1</i> | | <i>T2</i> | | <i>T3</i> | | <i>T4</i> | | | | <i>IT</i> | <i>BT</i> | |
|-----------|--------------|-----------|--------------|-----------|--------------|-----------|--------------|--------|-----|--------------|-----------|---------------|
| Pos | Rider | Time | Rider | Time | Rider | Time | Rider | Time | Pos | Rider | | |
| 1 | P.ESPARGARO | 32.377 | P.ESPARGARO | 15.166 | P.ESPARGARO | 28.020 | M.MARQUEZ | 22.590 | 1 | P.ESPARGAR | 1'38.211 | 1'38.421 (1) |
| 2 | A.IANNONE | 32.407 | A.DE ANGELIS | 15.229 | A.IANNONE | 28.129 | A.IANNONE | 22.633 | 2 | A.IANNONE | 1'38.401 | 1'38.568 (2) |
| 3 | D.AEGERTER | 32.449 | A.IANNONE | 15.232 | J.ZARCO | 28.172 | P.ESPARGARO | 22.648 | 3 | M.MARQUEZ | 1'38.783 | 1'39.063 (4) |
| 4 | J.ZARCO | 32.490 | M.MARQUEZ | 15.257 | T.NAKAGAMI | 28.217 | S.REDDING | 22.751 | 4 | S.REDDING | 1'38.848 | 1'39.232 (9) |
| 5 | A.DE ANGELIS | 32.507 | C.CORTI | 15.261 | D.AEGERTER | 28.229 | D.AEGERTER | 22.771 | 5 | D.AEGERTER | 1'38.849 | 1'38.872 (3) |
| 6 | T.ELIAS | 32.516 | S.REDDING | 15.286 | S.REDDING | 28.271 | C.CORTI | 22.773 | 6 | A.DE ANGELIS | 1'38.879 | 1'39.318 (10) |
| 7 | M.KALLIO | 32.526 | S.CORSI | 15.297 | M.MARQUEZ | 28.298 | T.LUTHI | 22.776 | 7 | J.ZARCO | 1'38.950 | 1'39.130 (5) |
| 8 | T.LUTHI | 32.531 | R.WILAIROT | 15.327 | S.CORSI | 28.324 | A.DE ANGELIS | 22.790 | 8 | S.CORSI | 1'38.987 | 1'39.182 (8) |
| 9 | S.CORSI | 32.532 | T.ELIAS | 15.342 | A.DE ANGELIS | 28.353 | R.ROLFO | 22.795 | 9 | C.CORTI | 1'39.026 | 1'39.148 (6) |
| 10 | S.REDDING | 32.540 | J.ZARCO | 15.358 | T.ELIAS | 28.371 | S.CORSI | 22.834 | 10 | T.ELIAS | 1'39.160 | 1'39.160 (7) |
| 11 | C.CORTI | 32.620 | R.KRUMMENACH | 15.360 | C.CORTI | 28.372 | B.SMITH | 22.877 | 11 | T.LUTHI | 1'39.204 | 1'39.479 (13) |
| 12 | M.MARQUEZ | 32.638 | N.TEROL | 15.381 | M.KALLIO | 28.379 | R.WILAIROT | 22.878 | 12 | M.KALLIO | 1'39.245 | 1'39.373 (12) |
| 13 | B.SMITH | 32.645 | M.NEUKIRCHNE | 15.399 | B.SMITH | 28.383 | M.NEUKIRCHNE | 22.883 | 13 | R.WILAIROT | 1'39.318 | 1'39.554 (16) |
| 14 | T.NAKAGAMI | 32.673 | D.AEGERTER | 15.400 | R.WILAIROT | 28.405 | M.KALLIO | 22.922 | 14 | B.SMITH | 1'39.334 | 1'39.362 (11) |
| 15 | M.NEUKIRCHNE | 32.707 | M.DI MEGLIO | 15.414 | T.LUTHI | 28.467 | J.ZARCO | 22.930 | 15 | T.NAKAGAMI | 1'39.376 | 1'39.486 (14) |
| 16 | R.WILAIROT | 32.708 | M.KALLIO | 15.418 | M.NEUKIRCHNE | 28.504 | T.ELIAS | 22.931 | 16 | M.NEUKIRCHN | 1'39.493 | 1'39.493 (15) |
| 17 | A.WEST | 32.719 | B.SMITH | 15.429 | A.WEST | 28.521 | R.KRUMMENACH | 22.988 | 17 | R.ROLFO | 1'39.619 | 1'39.704 (17) |
| 18 | E.RABAT | 32.730 | T.LUTHI | 15.430 | E.RABAT | 28.528 | T.NAKAGAMI | 23.001 | 18 | N.TEROL | 1'39.723 | 1'39.824 (19) |
| 19 | N.TEROL | 32.772 | J.SIMON | 15.439 | R.ROLFO | 28.530 | M.DI MEGLIO | 23.008 | 19 | E.RABAT | 1'39.763 | 1'39.781 (18) |
| 20 | R.ROLFO | 32.807 | E.RABAT | 15.470 | N.TEROL | 28.544 | N.TEROL | 23.026 | 20 | M.DI MEGLIO | 1'39.817 | 1'40.006 (20) |
| 21 | M.DI MEGLIO | 32.849 | T.NAKAGAMI | 15.485 | M.DI MEGLIO | 28.546 | E.RABAT | 23.035 | 21 | R.KRUMMENA | 1'39.880 | 1'40.107 (22) |
| 22 | R.KRUMMENAC | 32.867 | R.ROLFO | 15.487 | A.PONS | 28.613 | J.SIMON | 23.076 | 22 | A.WEST | 1'39.897 | 1'40.084 (21) |
| 23 | J.SIMON | 32.893 | G.REA | 15.511 | G.REA | 28.625 | A.WEST | 23.077 | 23 | J.SIMON | 1'40.058 | 1'40.259 (24) |
| 24 | G.REA | 32.916 | A.PONS | 15.517 | J.SIMON | 28.650 | G.REA | 23.147 | 24 | G.REA | 1'40.199 | 1'40.199 (23) |

These data/results cannot be reproduced, stored and/or transmitted in whole or in part by any manner of electronic, mechanical, photocopying, recording, broadcasting or otherwise now known or herein after developed without the previous express consent by the copyright owner, except for reproduction in daily press and regular printed publications on sale to the public within 60 days of the event related to those data/results and always provided that copyright symbol appears together as follows below.
© DORNA, 2012

Official MotoGP Timing by **TISSOT**
www.motogp.com



Assen

Computerised results and timing service provided by **TISSOT****Moto2**

4542 m.

IVECO TT ASSEN
Free Practice Nr. 2
Best Partial Times

IT Ideal Lap Time, sum of the best partial times*BT* Best Lap Time

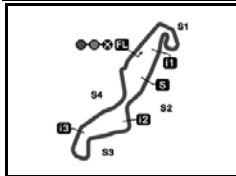
| <i>T1</i> | | <i>T2</i> | | <i>T3</i> | | <i>T4</i> | | | | <i>IT</i> | <i>BT</i> | |
|------------|--------------------|---------------|--------------------|---------------|--------------------|---------------|--------------------|---------------|------------|--------------------|-----------|---------------|
| <i>Pos</i> | <i>Rider</i> | <i>Time</i> | <i>Rider</i> | <i>Time</i> | <i>Rider</i> | <i>Time</i> | <i>Rider</i> | <i>Time</i> | <i>Pos</i> | <i>Rider</i> | | |
| 25 | A.LUNDH | 32.931 | X.SIMEON | 15.545 | R.KRUMMENACH | 28.665 | A.PONS | 23.208 | 25 | A.PONS | 1'40.274 | 1'40.459 (25) |
| 26 | A.PONS | 32.936 | Y.TAKAHASHI | 15.557 | X.SIMEON | 28.670 | X.SIMEON | 23.214 | 26 | X.SIMEON | 1'40.445 | 1'40.606 (26) |
| 27 | X.SIMEON | 33.016 | A.WEST | 15.580 | R.CARDUS | 28.741 | Y.TAKAHASHI | 23.360 | 27 | A.LUNDH | 1'40.878 | 1'40.993 (27) |
| 28 | D.CUDLIN | 33.227 | D.CUDLIN | 15.676 | A.LUNDH | 28.793 | R.CARDUS | 23.387 | 28 | Y.TAKAHASHI | 1'41.070 | 1'41.099 (28) |
| 29 | Y.TAKAHASHI | 33.260 | A.LUNDH | 15.718 | Y.TAKAHASHI | 28.893 | A.LUNDH | 23.436 | 29 | R.CARDUS | 1'41.288 | 1'41.721 (30) |
| 30 | M.COLANDREA | 33.387 | R.CARDUS | 15.734 | M.COLANDREA | 28.935 | D.CUDLIN | 23.551 | 30 | D.CUDLIN | 1'41.442 | 1'41.571 (29) |
| 31 | R.CARDUS | 33.426 | E.ROSELL | 15.926 | D.CUDLIN | 28.988 | E.GRANADO | 23.721 | 31 | M.COLANDREA | 1'42.091 | 1'42.206 (31) |
| 32 | E.ROSELL | 33.488 | M.COLANDREA | 16.015 | E.ROSELL | 29.326 | M.COLANDREA | 23.754 | 32 | E.ROSELL | 1'43.015 | 1'43.360 (33) |
| 33 | E.GRANADO | 33.875 | E.GRANADO | 16.065 | E.GRANADO | 29.369 | E.ROSELL | 24.275 | 33 | E.GRANADO | 1'43.030 | 1'43.284 (32) |

These data/results cannot be reproduced, stored and/or transmitted in whole or in part by any manner of electronic, mechanical, photocopying, recording, broadcasting or otherwise now known or herein after developed without the previous express consent by the copyright owner, except for reproduction in daily press and regular printed publications on sale to the public within 60 days of the event related to those data/results and always provided that copyright symbol appears together as follows below.
 © DORNA, 2012

Official MotoGP Timing by **TISSOT**
 www.motogp.com




Assen

Computerised results and timing service provided by **TISSOT****Moto2**

4542 m.

IVECO TT ASSEN
Free Practice Nr. 2
Fastest Laps Sequence

| <i>Practice Time</i> |  <i>Rider</i> | <i>Nation</i> | <i>Motorcycle</i> | <i>Time</i> | <i>Km/h</i> | <i>Rider's Lap</i> |
|----------------------|--|---------------|-------------------|-----------------|-------------|--------------------|
| 3'28.017 | 38 Bradley SMITH | GBR | TECH 3 | 1'41.902 | 160.460 | 2 |
| 3'41.905 | 93 Marc MARQUEZ | SPA | SUTER | 1'40.917 | 162.026 | 2 |
| 3'42.894 | 15 Alex DE ANGELIS | RSM | FTR | 1'40.908 | 162.040 | 2 |
| 4'57.820 | 29 Andrea IANNONE | ITA | SPEED UP | 1'40.758 | 162.281 | 2 |
| 5'08.951 | 95 Anthony WEST | AUS | MORIWAKI | 1'40.595 | 162.544 | 3 |
| 5'21.736 | 93 Marc MARQUEZ | SPA | SUTER | 1'39.831 | 163.788 | 3 |
| 5'53.846 | 45 Scott REDDING | GBR | KALEX | 1'39.672 | 164.050 | 3 |
| 5'54.008 | 3 Simone CORSI | ITA | FTR | 1'39.541 | 164.265 | 3 |
| 7'33.078 | 45 Scott REDDING | GBR | KALEX | 1'39.232 | 164.777 | 4 |
| 8'44.588 | 93 Marc MARQUEZ | SPA | SUTER | 1'39.179 | 164.865 | 5 |
| 10'23.740 | 93 Marc MARQUEZ | SPA | SUTER | 1'39.152 | 164.910 | 6 |
| 22'04.020 | 93 Marc MARQUEZ | SPA | SUTER | 1'39.135 | 164.938 | 9 |
| 23'43.083 | 93 Marc MARQUEZ | SPA | SUTER | 1'39.063 | 165.058 | 10 |
| 25'07.767 | 40 Poi ESPARGARO | SPA | KALEX | 1'38.421 | 166.135 | 9 |

These data/results cannot be reproduced, stored and/or transmitted in whole or in part by any manner of electronic, mechanical, photocopying, recording, broadcasting or otherwise now known or herein after developed without the previous express consent by the copyright owner, except for reproduction in daily press and regular printed publications on sale to the public within 60 days of the event related to those data/results and always provided that copyright symbol appears together as follows below.

© DORNA, 2012

Official MotoGP Timing by **TISSOT**
 www.motogp.com

Assen, Thursday, June 28, 2012

