


5403 m.

bwin GRAND PRIX CESHÉ REPUBLIKY

Free Practice Nr. 2

Classification

6

	Rider	Nation	Team	Motorcycle	Time	Lap Total	Gap	Top Speed
1	6 Stefan BRADL	GER	LCR Honda MotoGP	HONDA	1'56.500	17 18		311.6
2	99 Jorge LORENZO	SPA	Yamaha Factory Racing	YAMAHA	1'56.538	4 19	0.038 0.038	308.4
3	26 Dani PEDROSA	SPA	Repsol Honda Team	HONDA	1'56.600	11 16	0.100 0.062	314.6
4	46 Valentino ROSSI	ITA	Yamaha Factory Racing	YAMAHA	1'56.726	17 19	0.226 0.126	309.4
5	93 Marc MARQUEZ	SPA	Repsol Honda Team	HONDA	1'56.733	7 17	0.233 0.007	312.5
6	35 Cal CRUTCHLOW	GBR	Monster Yamaha Tech 3	YAMAHA	1'56.800	4 17	0.300 0.067	308.0
7	38 Bradley SMITH	GBR	Monster Yamaha Tech 3	YAMAHA	1'57.351	11 16	0.851 0.551	308.4
8	19 Alvaro BAUTISTA	SPA	GO&FUN Honda Gresini	HONDA	1'57.401	5 15	0.901 0.050	309.1
9	4 Andrea DOVIZIOSO	ITA	Ducati Team	DUCATI	1'57.754	14 14	1.254 0.353	306.2
10	69 Nicky HAYDEN	USA	Ducati Team	DUCATI	1'57.896	5 17	1.396 0.142	308.3
11	29 Andrea IANNE	ITA	Energy T.I. Pramac Racing	DUCATI	1'58.039	17 18	1.539 0.143	304.9
12	41 Aleix ESPARGARO	SPA	Power Electronics Aspar	ART	1'58.217	13 13	1.717 0.178	295.1
13	51 Michele PIRRO	ITA	Ignite Pramac Racing	DUCATI	1'58.958	14 14	2.458 0.741	306.4
14	8 Hector BARBERA	SPA	Avintia Blusens	FTR	1'59.235	13 14	2.735 0.277	297.0
15	71 Claudio CORTI	ITA	NGM Mobile Forward Racing	FTR KAWASAKI	1'59.288	14 17	2.788 0.053	292.2
16	5 Colin EDWARDS	USA	NGM Mobile Forward Racing	FTR KAWASAKI	1'59.390	15 15	2.890 0.102	295.7
17	68 Yonny HERNANDEZ	COL	Paul Bird Motorsport	ART	1'59.539	16 16	3.039 0.149	289.1
18	7 Hiroshi AOYAMA	JPN	Avintia Blusens	FTR	1'59.613	6 11	3.113 0.074	294.3
19	9 Danilo PETRUCCI	ITA	Came IodaRacing Project	IODA-SUTER	1'59.719	14 16	3.219 0.106	293.4
20	14 Randy DE PUNIET	FRA	Power Electronics Aspar	ART	1'59.799	8 17	3.299 0.080	289.9
21	70 Michael LAVERTY	GBR	Paul Bird Motorsport	PBM	2'00.338	16 16	3.838 0.539	296.1
22	17 Karel ABRAHAM	CZE	Cardion AB Motoracing	ART	2'00.413	14 14	3.913 0.075	296.6
23	45 Martin BAUER	AUT	Remus Racing Team	S&B SUTER	2'00.730	12 15	4.230 0.317	281.9
24	52 Lukas PESEK	CZE	Came IodaRacing Project	IODA-SUTER	2'01.549	17 17	5.049 0.819	289.3
25	67 Bryan STARING	AUS	GO&FUN Honda Gresini	FTR HONDA	2'01.746	5 16	5.246 0.197	291.1

Practice condition: Dry

Air: 22°

Humidity: 46%

Ground: 38°

Fastest Lap:	Lap: 17	Stefan BRADL	1'56.500	166.9 Km/h
Circuit Record Lap:	2012	Jorge LORENZO	1'56.274	167.2 Km/h
Circuit Best Lap:	2012	Jorge LORENZO	1'55.799	167.9 Km/h

The results are provisional until the end of the limit for protest and appeals.

Time limit for protest expires 60' after publication of the results - Mr. Time:

These data/results cannot be reproduced, stored and/or transmitted in whole or in part by any manner of electronic, mechanical, photocopying, recording, broadcasting or otherwise now known or herein after developed without the previous express consent by the copyright owner, except for reproduction in daily press and regular printed publications on sale to the public within 60 days of the event related to those data/results and always provided that copyright symbol appears together as follows below.

© DORNA, 2013






5403 m.

bwin GRAND PRIX CESHÉ REPUBLIKY

Free Practice Nr. 2

Combined Free Practice Times

7

	Rider	Nation	Team	MOTORCYCLE	FP1	FP2	Gap
1	6 S.BRADL	GER	LCR Honda MotoGP	HONDA	1'57.694 17	1'56.500 17	
2	99 J.LORENZO	SPA	Yamaha Factory Racing	YAMAHA	1'56.698 15	1'56.538 4	0.038 0.038
3	26 D.PEDROSA	SPA	Repsol Honda Team	HONDA	1'57.041 9	1'56.600 11	0.100 0.062
4	46 V.ROSSI	ITA	Yamaha Factory Racing	YAMAHA	1'57.243 12	1'56.726 17	0.226 0.126
5	93 M.MARQUEZ	SPA	Repsol Honda Team	HONDA	1'57.120 17	1'56.733 7	0.233 0.007
6	35 C.CRUTCHLOW	GBR	Monster Yamaha Tech 3	YAMAHA	1'57.058 14	1'56.800 4	0.300 0.067
7	38 B.SMITH	GBR	Monster Yamaha Tech 3	YAMAHA	1'57.947 15	1'57.351 11	0.851 0.551
8	19 A.BAUTISTA	SPA	GO&FUN Honda Gresini	HONDA	1'57.610 11	1'57.401 5	0.901 0.050
9	4 A.DOVIZIOSO	ITA	Ducati Team	DUCATI	1'57.930 5	1'57.754 14	1.254 0.353
10	69 N.HAYDEN	USA	Ducati Team	DUCATI	1'58.030 9	1'57.896 5	1.396 0.142
11	29 A.IANNONE	ITA	Energy T.I. Pramac Racing	DUCATI	1'58.725 15	1'58.039 17	1.539 0.143
12	41 A.ESPARGARO	SPA	Power Electronics Aspar	ART	1'59.092 9	1'58.217 13	1.717 0.178
13	51 M.PIRRO	ITA	Ignite Pramac Racing	DUCATI	1'59.019 12	1'58.958 14	2.458 0.741
14	7 H.AOYAMA	JPN	Avintia Blusens	FTR	1'59.178 15	1'59.613 6	2.678 0.220
15	8 H.BARBERA	SPA	Avintia Blusens	FTR	1'59.531 12	1'59.235 13	2.735 0.057
16	71 C.CORTI	ITA	NGM Mobile Forward Racing	FTR KAWASAKI	2'00.293 11	1'59.288 14	2.788 0.053
17	5 C.EDWARDS	USA	NGM Mobile Forward Racing	FTR KAWASAKI	1'59.416 10	1'59.390 15	2.890 0.102
18	68 Y.HERNANDEZ	COL	Paul Bird Motorsport	ART	2'00.307 14	1'59.539 16	3.039 0.149
19	9 D.PETRUCCI	ITA	Came IodaRacing Project	IODA-SUTER	2'00.316 7	1'59.719 14	3.219 0.180
20	14 R.DE PUNIET	FRA	Power Electronics Aspar	ART	2'01.331 12	1'59.799 8	3.299 0.080
21	70 M.LAVERTY	GBR	Paul Bird Motorsport	PBM	2'01.489 14	2'00.338 16	3.838 0.539
22	17 K.ABRAHAM	CZE	Cardion AB Motoracing	ART	2'01.213 14	2'00.413 14	3.913 0.075
23	45 M.BAUER	AUT	Remus Racing Team	S&B SUTER	2'01.441 12	2'00.730 12	4.230 0.317
24	52 L.PESEK	CZE	Came IodaRacing Project	IODA-SUTER	2'04.091 3	2'01.549 17	5.049 0.819
25	67 B.STARING	AUS	GO&FUN Honda Gresini	FTR HONDA	2'02.112 10	2'01.746 5	5.246 0.197

Pole Position Record:	2012	Jorge LORENZO	1'55.799	167.9 Km/h
Circuit Record Lap:	2012	Jorge LORENZO	1'56.274	167.2 Km/h
Circuit Best Lap:	2012	Jorge LORENZO	1'55.799	167.9 Km/h

The results are provisional until the end of the limit for protest and appeals.

Time limit for protest expires 60' after publication of the results - Mr. Time:

These data/results cannot be reproduced, stored and/or transmitted in whole or in part by any manner of electronic, mechanical, photocopying, recording, broadcasting or otherwise now known or herein after developed without the previous express consent by the copyright owner, except for reproduction in daily press and regular printed publications on sale to the public within 60 days of the event related to those data/results and always provided that copyright symbol appears together as follows below.

© DORNA, 2013

Official MotoGP Timing by TISSOT

www.motogp.com

Brno, Friday, August 23, 2013





5403 m.

bwin GRAND PRIX CESHÉ REPUBLIKY

Free Practice Nr. 2

Top Speed & Average

8



Rider	Nation	Motorcycle	Top 5 speeds					Average	Top
26 Dani PEDROSA	SPA	HONDA	314.6	313.5	312.5	311.1	310.6	312.2	314.6
93 Marc MARQUEZ	SPA	HONDA	312.5	312.5	311.4	311.3	310.9	311.7	312.5
6 Stefan BRADL	GER	HONDA	311.6	311.6	311.5	310.2	309.7	310.9	311.6
46 Valentino ROSSI	ITA	YAMAHA	309.4	309.2	309.2	307.6	306.8	308.4	309.4
19 Alvaro BAUTISTA	SPA	HONDA	309.1	308.4	308.3	307.9	307.6	308.3	309.1
38 Bradley SMITH	GBR	YAMAHA	308.4	307.5	306.6	306.2	305.2	306.8	308.4
99 Jorge LORENZO	SPA	YAMAHA	308.4	308.4	308.1	307.6	307.5	308.0	308.4
69 Nicky HAYDEN	USA	DUCATI	308.3	307.9	307.4	307.1	306.8	307.5	308.3
35 Cal CRUTCHLOW	GBR	YAMAHA	308.0	306.1	305.9	305.7	305.5	306.2	308.0
51 Michele PIRRO	ITA	DUCATI	306.4	304.3	303.1	298.9	298.6	302.3	306.4
4 Andrea DOVIZIOSO	ITA	DUCATI	306.2	305.3	305.2	305.0	304.3	305.1	306.2
29 Andrea IANNOE	ITA	DUCATI	304.9	304.8	304.3	304.2	303.9	304.4	304.9
8 Hector BARBERA	SPA	FTR	297.0	294.5	293.7	293.5	291.7	294.1	297.0
17 Karel ABRAHAM	CZE	ART	296.6	294.0	293.9	293.1	292.9	294.1	296.6
70 Michael LAVERTY	GBR	PBM	296.1	295.0	294.5	294.2	293.9	294.7	296.1
5 Colin EDWARDS	USA	FTR KAWASAK	295.7	294.0	293.3	292.7	292.7	293.7	295.7
41 Aleix ESPARGARO	SPA	ART	295.1	294.4	292.6	292.1	291.1	293.1	295.1
7 Hiroshi AOYAMA	JPN	FTR	294.3	293.1	293.0	293.0	292.6	293.2	294.3
9 Danilo PETRUCCI	ITA	IODA-SUTER	293.4	293.0	292.1	291.6	291.4	292.3	293.4
71 Claudio CORTI	ITA	FTR KAWASAK	292.2	291.8	291.8	291.1	291.1	291.6	292.2
67 Bryan STARING	AUS	FTR HONDA	291.1	291.0	290.6	289.6	289.0	290.3	291.1
14 Randy DE PUNIET	FRA	ART	289.9	288.6	288.3	288.0	287.7	288.5	289.9
52 Lukas PESEK	CZE	IODA-SUTER	289.3	288.3	288.0	287.6	287.5	288.1	289.3
68 Yonny HERNANDEZ	COL	ART	289.1	289.0	288.3	288.3	287.5	288.3	289.1
45 Martin BAUER	AUT	S&B SUTER	281.9	281.7	281.3	281.3	280.6	281.4	281.9

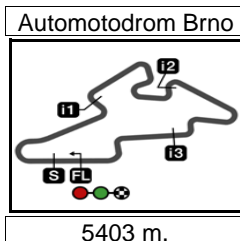
These data/results cannot be reproduced, stored and/or transmitted in whole or in part by any manner of electronic, mechanical, photocopying, recording, broadcasting or otherwise now known or herein after developed without the previous express consent by the copyright owner, except for reproduction in daily press and regular printed publications on sale to the public within 60 days of the event related to those data/results and always provided that copyright symbol appears together as follows below.

© DORNA, 2013

Official MotoGP Timing by TISSOT
www.motogp.com



Brno, Friday, August 23, 2013



bwin GRAND PRIX CESHÉ REPUBLIKY

Free Practice Nr. 2

Chronological Analysis of Performances

9

P Crossing the finish line in pit lane		T1 Time from finish line to 1st intermediate		T2 Time from 1st intermed. to 2nd intermed.		T3 Time from 2nd intermed. to 3rd intermed.		T4 Time from 3rd intermediate to finish line					
Lap	Lap Time	T1	T2	T3	T4	Speed	Lap	Lap Time	T1	T2	T3	T4	Speed
1st	6	Stefan BRADL		LCR Honda MotoGP		GER		Runs=3		Total laps=18		Full laps=13	
1	2'33.776	1'00.610	38.620	34.447	20.099		8	9'46.597	8'14.950	38.139	33.383	20.125	
2	1'58.747	30.315	36.184	32.601	19.647	294.8	9	1'58.428	30.247	35.937	32.580	19.664	306.2
3	1'58.029	30.011	35.716	32.514	19.788	300.2	10	1'58.033	30.277	35.780	32.368	19.608	314.6
4	1'57.839	29.909	35.925	32.358	19.647	309.7	11	1'56.600	29.807	35.349	31.974	19.470	311.1
5	1'57.601	29.984	35.555	32.328	19.734	308.0	12	1'56.808	29.836	35.372	32.150	19.450	313.5
6	1'57.652	29.876	35.702	32.463	19.611	307.0	13	2'09.171 P	31.564	37.897	34.428	25.282	306.8
7	2'08.662 P	30.628	39.244	33.523	25.267	308.2	14	7'20.393	5'50.755	36.804	32.972	19.862	
8	7'04.677	5'34.879	37.272	32.697	19.829		15	1'57.427	29.886	35.602	32.371	19.568	310.6
9	1'58.131	29.954	35.925	32.500	19.752	307.8	16	1'56.716	29.643	35.415	32.193	19.465	312.5
10	1'57.815	29.976	35.750	32.454	19.635	306.9							
11	1'57.974	29.960	35.935	32.426	19.653	308.6							
12	1'57.955	29.989	35.851	32.454	19.661	308.1							
13	2'10.458 P	33.254	37.091	35.217	24.896	307.2							
14	6'28.126	4'54.236	40.256	33.685	19.949								
15	1'57.547	29.974	35.883	32.058	19.632	311.6							
16	1'56.913	29.647	35.442	32.270	19.554	310.2							
17	1'56.500	29.515	35.401	32.100	19.484	311.5							
18	1'56.872	29.610	35.440	32.319	19.503	311.6							
4th	46	Valentino ROSSI		Yamaha Factory Raci		ITA		Runs=3		Total laps=19		Full laps=14	
1	2'09.210	38.322	37.750	32.900	20.238		8	2'03.953 P	31.601	36.708	33.590	22.054	305.2
2	1'58.255	30.376	35.774	32.290	19.815	298.9	9	5'38.092	4'08.216	37.318	32.757	19.801	
3	1'57.637	30.160	35.574	32.252	19.651	303.7	10	2'07.154	30.233	40.200	36.973	19.748	305.2
4	1'56.933	29.867	35.190	32.348	19.528	305.6	11	1'57.618	30.046	35.661	32.286	19.625	305.6
5	1'56.894	29.859	35.328	32.125	19.582	304.0	12	1'57.745	30.082	35.664	32.380	19.619	309.2
6	1'57.423	29.936	35.479	32.381	19.627	302.6	13	1'57.297	29.886	35.419	32.375	19.617	309.4
7	1'57.348	30.058	35.401	32.320	19.569	303.9	14	2'01.479 P	29.880	35.520	32.537	23.542	309.2
8	2'03.953 P	31.601	36.708	33.590	22.054	305.2	15	6'28.310	4'58.210	37.197	33.162	19.741	
9	5'38.092	4'08.216	37.318	32.757	19.801		16	1'57.068	29.864	35.440	32.195	19.569	306.5
10	2'07.154	30.233	40.200	36.973	19.748	305.2	17	1'56.726	29.695	35.328	32.257	19.446	306.8
11	1'57.618	30.046	35.661	32.286	19.625	305.6	18	1'56.837	29.724	35.320	32.283	19.510	307.6
12	1'57.745	30.082	35.664	32.380	19.619	309.2	19	1'57.092	29.930	35.353	32.267	19.542	304.9
13	1'57.297	29.886	35.419	32.375	19.617	309.4							
14	2'01.479 P	29.880	35.520	32.537	23.542	309.2							
5th	93	Marc MARQUEZ		Repsol Honda Team		SPA		Runs=3		Total laps=17		Full laps=12	
1	2'11.613	40.010	38.226	33.485	19.892		10	8'01.832	6'32.051	36.814	33.212	19.755	
2	1'58.572	30.382	36.007	32.387	19.796	300.6	11	1'56.971	29.766	35.328	32.314	19.563	308.8
3	1'57.891	30.103	35.550	32.553	19.685	306.7	12	1'58.506	31.120	35.494	32.373	19.519	310.9
4	1'57.679	29.931	35.523	32.503	19.722	308.7	13	1'57.304	29.903	35.485	32.297	19.619	308.5
5	2'05.689 P	31.277	37.128	32.909	24.375	306.2	14	2'06.290	29.840	37.897	38.017	20.536	310.1
6	7'16.395	5'44.982	37.595	34.010	19.808		15	1'56.979	29.768	35.395	32.281	19.535	312.5
7	1'56.733	29.723	35.262	32.224	19.524	311.4	16	1'56.977	29.652	35.403	32.372	19.550	311.3
8	1'57.215	29.692	35.321	32.648	19.554	310.7	17	1'56.901	29.618	35.349	32.360	19.574	312.5
9	2'01.279 P	29.781	35.340	32.413	23.745	308.2							
3rd	26	Dani PEDROSA		Repsol Honda Team		SPA		Runs=3		Total laps=16		Full laps=11	
1	2'29.859	55.347	39.320	34.556	20.636		10	8'01.832	6'32.051	36.814	33.212	19.755	
2	1'59.794	30.761	36.285	32.905	19.843	303.8	11	1'56.971	29.766	35.328	32.314	19.563	308.8
3	1'57.998	29.983	35.672	32.682	19.661	307.0	12	1'58.506	31.120	35.494	32.373	19.519	310.9
4	1'57.772	29.997	35.489	32.669	19.617	307.3	13	1'57.304	29.903	35.485	32.297	19.619	308.5
5	1'57.671	30.062	35.725	32.355	19.529	310.6	14	2'06.290	29.840	37.897	38.017	20.536	310.1
6	1'57.209	29.857	35.510	32.294	19.548	308.8	15	1'56.979	29.768	35.395	32.281	19.535	312.5
7	2'12.653 P	31.790	38.024	37.787	25.052	310.5	16	1'56.977	29.652	35.403	32.372	19.550	311.3

Fastest Lap: Stefan BRADL LCR Honda MotoGP GER **1'56.500** 29.515 35.401 32.100 19.484

These data/results cannot be reproduced, stored and/or transmitted in whole or in part by any manner of electronic, mechanical, photocopying, recording, broadcasting or otherwise now known or herein after developed without the previous express consent by the copyright owner, except for reproduction in daily press and regular printed publications on sale to the public within 60 days of the event related to those data/results and always provided that copyright symbol appears together as follows below.
© DORNA, 2013



Free Practice Nr. 2

MotoGP

Lap	Lap Time	T1	T2	T3	T4	Speed	Lap	Lap Time	T1	T2	T3	T4	Speed	
6th	35	Cal CRUTCHLOW				Monster Yamaha Tec	GBR	4	1'58.450	30.120	35.859	32.489	19.982	302.3
		Runs=4 Total laps=17 Full laps=10					5	1'58.145	30.129	35.713	32.510	19.793	305.3	
1	2'38.324	44.278	40.723	49.142	24.181		6	2'03.016	P 30.337	35.962	32.725	23.992	306.2	
2	2'00.143	30.854	36.756	32.615	19.918	301.6	7	8'58.128	7'26.352	37.365	34.426	19.985		
3	1'57.407	30.112	35.328	32.215	19.752	304.9	8	1'59.289	30.420	36.077	32.823	19.969	302.8	
4	1'56.800	29.904	35.230	32.223	19.443	303.3	9	2'05.334	P 30.287	36.149	33.533	25.365	304.2	
5	1'58.167	29.956	35.568	32.686	19.957	305.1	10	11'00.399	9'29.600	37.009	32.889	20.901		
6	1'57.195	29.963	35.323	32.333	19.576	298.3	11	2'02.081	P 30.356	35.924	32.537	23.264	301.7	
7	2'12.889	P 36.441	37.868	34.825	23.755	305.5	12	3'36.675	2'07.277	36.744	32.854	19.800		
8	7'32.260	6'01.410	37.708	33.376	19.766		13	1'57.863	30.105	35.710	32.397	19.651	305.2	
9	1'56.828	29.821	35.217	32.313	19.477	304.1	14	1'57.754	30.022	35.697	32.376	19.659	305.0	
10	2'04.764	P 29.849	37.556	34.020	23.339	305.7								
11	7'15.255	5'44.598	37.692	33.312	19.653		10th	69	Nicky HAYDEN				Ducati Team	USA
12	1'57.024	29.849	35.331	32.297	19.547	305.9			Runs=3 Total laps=17 Full laps=12					
13	1'56.947	29.811	35.305	32.244	19.587	306.1	1	2'30.217	51.000	40.731	37.738	20.748		
14	1'57.439	29.943	35.399	32.459	19.638	305.1	2	1'59.949	30.721	36.395	32.815	20.018	300.7	
15	2'09.458	P 36.453	37.170	33.126	22.709	304.6	3	1'58.675	30.221	35.811	32.704	19.939	301.5	
16	3'16.434	1'45.020	37.499	34.150	19.765		4	2'00.039	30.295	36.199	33.138	20.407	302.2	
17	1'57.187	29.753	35.254	32.180	20.000	308.0	5	1'57.896	29.986	35.805	32.373	19.732	304.8	
							6	1'59.057	30.625	35.869	32.646	19.917	303.2	
7th	38	Bradley SMITH				Monster Yamaha Tec	GBR	7	1'59.108	30.064	36.314	32.856	19.874	306.8
		Runs=4 Total laps=16 Full laps=8					8	2'03.181	P 30.063	35.873	33.706	23.539	306.2	
1	2'21.279	38.174	38.962	35.138	29.005		9	6'20.828	4'47.522	38.089	35.008	20.209		
2	2'00.379	30.997	36.473	32.760	20.149	296.3	10	1'59.716	30.373	36.269	33.125	19.949	303.9	
3	1'59.592	30.495	36.349	32.795	19.953	301.9	11	1'59.116	30.445	36.020	32.753	19.898	307.4	
4	2'05.882	P 30.643	35.678	32.584	26.977	298.8	12	1'58.842	30.274	35.979	32.728	19.861	307.9	
5	5'50.056	4'18.821	38.272	32.902	20.061		13	2'04.881	P 30.289	36.871	33.973	23.748	305.3	
6	1'59.152	30.812	35.985	32.670	19.685	304.8	14	8'05.094	6'31.935	37.350	35.720	20.089		
7	1'57.874	30.388	35.486	32.374	19.626	302.1	15	1'58.055	29.906	35.898	32.484	19.767	308.3	
8	2'05.501	P 30.020	35.519	35.593	24.369	301.7	16	2'16.784	33.279	46.360	36.678	20.467	303.6	
9	7'17.301	5'49.065	35.880	32.553	19.803		17	2'00.100	29.955	37.389	32.849	19.907	307.1	
10	1'57.504	30.034	35.325	32.257	19.888	305.2								
11	1'57.351	30.041	35.453	32.276	19.581	306.6	11th	29	Andrea IANNONE				Energy T.I. Pramac R	ITA
12	2'05.526	P 32.007	36.127	33.397	23.995	290.3			Runs=3 Total laps=18 Full laps=13					
13	5'48.165	4'19.130	36.574	32.710	19.751		1	2'10.027	38.575	38.056	33.387	20.009		
14	1'57.643	30.089	35.461	32.394	19.699	306.2	2	1'59.761	30.826	36.113	32.983	19.839	299.4	
15	1'57.474	29.978	35.561	32.397	19.538	307.5	3	1'58.988	30.659	35.872	32.713	19.744	301.7	
16	2'18.408	P 42.151	36.819	33.566	25.872	308.4	4	2'14.549	P 30.836	38.922	36.261	28.530	302.8	
							5	5'54.221	4'06.980	39.031	42.988	25.222		
8th	19	Alvaro BAUTISTA				GO&FUN Honda Gres	SPA	6	1'59.428	30.863	36.030	32.797	19.738	300.0
		Runs=3 Total laps=15 Full laps=10					7	1'59.051	30.413	35.948	32.845	19.845	303.9	
1	2'35.071	1'03.941	38.128	33.043	19.959		8	2'10.050	P 30.764	38.026	35.716	25.544	303.2	
2	1'58.492	30.326	36.107	32.435	19.624	304.3	9	6'31.764	4'46.995	40.838	38.518	25.413		
3	1'57.734	30.208	35.546	32.267	19.713	304.5	10	2'23.726	30.920	36.940	51.299	24.567	301.2	
4	1'58.183	30.028	35.911	32.671	19.573	305.7	11	2'03.704	32.288	38.328	33.344	19.744	302.4	
5	1'57.401	30.079	35.355	32.379	19.588	303.8	12	1'58.349	30.167	35.693	32.716	19.773	304.8	
6	1'57.916	30.310	35.565	32.421	19.620	301.9	13	1'58.689	30.541	35.779	32.701	19.668	301.6	
7	2'04.530	P 30.445	37.342	33.063	23.680	305.5	14	1'58.358	30.551	35.611	32.415	19.781	302.3	
8	9'32.189	8'03.831	35.998	32.623	19.737		15	1'58.366	30.178	35.731	32.617	19.840	304.3	
9	1'57.704	30.169	35.510	32.338	19.687	306.7	16	2'04.714	32.732	38.139	33.239	20.604	303.7	
10	1'57.657	29.975	35.715	32.354	19.613	309.1	17	1'58.039	30.137	35.700	32.562	19.640	304.9	
11	1'57.658	30.029	35.497	32.444	19.688	308.4	18	1'59.390	30.280	36.207	32.925	19.978	304.2	
12	2'02.946	P 30.195	36.344	32.896	23.511	308.3								
13	9'21.686	7'53.474	35.964	32.587	19.661		12th	41	Alex ESPARGARO				Power Electronics As	SPA
14	1'57.680	30.001	35.615	32.438	19.626	307.6			Runs=4 Total laps=13 Full laps=6					
15	1'57.861	30.008	35.704	32.571	19.578	307.9	1	2'09.003	36.495	37.760	34.359	20.389		
							2	1'59.144	30.742	35.984	32.487	19.931	290.5	
9th	4	Andrea DOVIZIOSO				Ducati Team	ITA	3	1'58.571	30.503	35.772	32.407	19.889	292.6
		Runs=4 Total laps=14 Full laps=7					4	2'07.730	P 33.198	37.415	33.410	23.707	292.1	
1	2'32.842	59.876	38.573	33.604	20.789		5	11'40.183	10'08.900	36.464	34.336	20.483		
2	1'59.502	30.773	36.241	32.613	19.875	304.3	6	1'59.481	30.695	36.094	32.757	19.935	291.1	
3	1'58.381	30.394	35.790	32.526	19.671	304.3	7	2'04.910	P 31.077	36.715	33.554	23.564	290.2	
							8	10'16.194	8'22.520	36.843	47.350	29.481		

Fastest Lap: Stefan BRADL LCR Honda MotoGP GER **1'56.500** 29.515 35.401 32.100 19.484

These data/results cannot be reproduced, stored and/or transmitted in whole or in part by any manner of electronic, mechanical, photocopying, recording, broadcasting or otherwise now known or herein after developed without the previous express consent by the copyright owner, except for reproduction in daily press and regular printed publications on sale to the public within 60 days of the event related to those data/results and always provided that copyright symbol appears together as follows below.
© DORNA, 2013



Free Practice Nr. 2

MotoGP

Lap	Lap Time	T1	T2	T3	T4	Speed	Lap	Lap Time	T1	T2	T3	T4	Speed
9	2'01.962	31.658	36.797	33.425	20.082	282.2	2	2'05.491	32.072	37.765	34.849	20.805	288.0
10	1'58.718	30.495	35.716	32.535	19.972	289.3	3	2'10.967 P	31.404	37.048	34.231	28.284	289.9
11	2'20.361 P	30.910	43.797	35.969	29.685	294.4	4	7'40.860	6'02.975	41.745	34.861	21.279	
12	4'11.425	2'38.913	36.095	33.390	23.027	5	2'00.697	30.906	36.432	33.149	20.210	291.6	
13	1'58.217	30.347	35.537	32.426	19.907	295.1	6	1'59.942	30.482	36.145	33.144	20.171	292.7
13th 51 Michele PIRRO Ignite Pramac Racing ITA							7	1'59.684	30.508	35.992	33.021	20.163	292.7
Runs=3 Total laps=14 Full laps=9							8	1'59.665	30.544	36.074	32.932	20.115	291.2
1	2'32.953	1'00.101	38.618	33.535	20.699	9	1'59.482	30.399	35.975	33.018	20.090	292.6	
2	1'59.804	30.811	36.337	32.608	20.048	286.2	10	2'11.886 P	31.551	37.958	35.041	27.336	294.0
3	1'59.101	30.288	36.177	32.797	19.839	291.1	11	8'49.221	7'15.043	37.876	35.231	21.071	
4	1'59.405	30.331	36.097	32.927	20.050	298.6	12	2'00.533	30.801	36.310	33.250	20.172	290.3
5	1'59.553	30.541	36.111	32.860	20.041	298.4	13	2'06.839 P	30.808	37.303	33.466	25.262	293.3
6	2'12.480 P	33.673	37.662	33.992	27.153	264.8	14	3'18.057	1'47.446	37.086	33.127	20.398	
7	8'54.696	7'23.739	37.885	32.879	20.193	15	1'59.390	30.513	35.891	32.951	20.035	295.7	
8	1'59.985	30.691	36.370	32.871	20.053	297.8	17th 68 Yonny HERNANDEZ Paul Bird Motorsport COL						
9	2'11.884 P	33.724	37.670	33.116	27.374	298.9	Runs=3 Total laps=16 Full laps=11						
10	10'43.815	9'12.978	37.168	32.758	20.911	1	2'13.518	41.396	38.098	33.419	20.605		
11	1'59.065	30.326	35.949	32.563	20.227	293.3	2	2'01.092	31.316	36.374	33.062	20.340	289.0
12	1'59.314	30.364	36.092	32.791	20.067	304.3	3	2'00.318	30.999	36.088	33.019	20.212	284.1
13	2'39.804	34.035	48.824	53.228	23.717	303.1	4	2'17.687 P	30.841	38.523	35.179	33.144	283.6
14	1'58.958	30.284	36.045	32.632	19.997	306.4	5	5'25.701	3'55.856	36.583	33.127	20.135	
14th 8 Hector BARBERA Avintia Blusens SPA							6	2'00.017	30.683	36.003	33.046	20.285	287.5
Runs=4 Total laps=14 Full laps=7							7	2'01.640	30.811	37.456	33.165	20.208	286.0
1	2'09.201	36.965	37.694	33.870	20.672	8	2'00.283	30.785	36.112	33.233	20.153	287.3	
2	2'00.963	31.242	36.220	33.217	20.284	284.2	9	2'05.176 P	30.809	36.185	33.086	25.096	287.5
3	2'04.536 P	30.796	35.967	33.222	24.551	291.7	10	12'09.354	10'16.511	37.235	50.731	24.877	
4	9'15.959	7'31.267	40.075	43.862	20.755	11	2'00.497	31.151	36.131	33.024	20.191	283.9	
5	2'01.541	31.168	36.718	33.466	20.189	289.5	12	1'59.749	30.640	36.042	32.972	20.095	285.4
6	2'06.180 P	31.114	37.025	33.774	24.267	291.3	13	1'59.988	30.756	36.033	33.040	20.159	289.1
7	8'38.258	7'05.612	37.846	34.281	20.519	14	2'18.237	30.649	39.852	47.554	20.182	287.3	
8	2'00.180	30.805	36.057	33.136	20.182	290.7	15	2'00.033	30.897	36.059	32.986	20.091	288.3
9	2'06.377 P	31.311	37.424	34.094	23.548	291.2	16	1'59.539	30.518	36.065	32.879	20.077	288.3
10	4'57.845	3'08.208	37.125	48.420	24.092	18th 7 Hiroshi AOYAMA Avintia Blusens JPN							
11	1'59.667	30.630	36.007	32.957	20.073	294.5	Runs=3 Total laps=11 Full laps=6						
12	2'03.304	30.699	35.890	32.884	23.831	293.7	1	2'12.258	39.545	38.535	33.847	20.331	
13	1'59.235	30.425	35.907	32.811	20.092	297.0	2	2'06.639 P	31.173	36.677	33.537	25.252	283.9
14	2'10.836	30.442	35.993	33.214	31.187	293.5	3	21'32.816	19'58.426	39.172	33.953	21.265	
15th 71 Claudio CORTI NGM Mobile Forward ITA							4	2'00.954	30.963	36.682	33.121	20.188	293.0
Runs=3 Total laps=17 Full laps=12							5	1'59.890	30.730	36.117	32.854	20.189	293.1
1	2'33.229	44.348	38.871	47.342	22.668	6	1'59.613	30.779	35.921	32.888	20.025	293.0	
2	2'00.744	31.013	36.474	33.103	20.154	291.8	7	2'04.249 P	30.617	36.276	33.221	24.135	291.4
3	2'16.334 P	30.695	44.263	34.771	26.605	291.8	8	6'36.423	5'04.015	37.175	35.025	20.208	
4	4'58.578	3'19.357	41.639	37.256	20.326	9	1'59.651	30.476	36.114	33.025	20.036	294.3	
5	2'00.959	31.064	36.430	33.316	20.149	288.3	10	1'59.790	30.640	36.171	32.963	20.016	291.7
6	2'09.403	34.224	41.850	33.136	20.193	291.1	11	1'59.751	30.369	36.084	32.842	20.456	292.6
7	2'00.197	30.681	36.163	33.207	20.146	290.4	19th 9 Danilo PETRUCCI Came IodaRacing Pro ITA						
8	2'00.234	30.716	36.235	33.084	20.199	290.9	Runs=3 Total laps=16 Full laps=11						
9	2'00.272	30.737	36.275	33.142	20.118	289.9	1	2'33.640	46.309	38.952	37.819	30.560	
10	2'18.542 P	36.201	39.542	37.163	25.636	283.3	2	2'01.509	31.159	36.739	33.353	20.258	287.6
11	8'39.289	7'03.621	41.919	33.414	20.335	3	2'01.222	31.037	36.461	33.377	20.347	291.6	
12	2'00.001	30.809	36.094	33.029	20.069	286.9	4	2'05.797	31.493	38.721	35.223	20.360	289.4
13	2'23.689	39.813	42.437	34.480	26.959	287.0	5	2'00.791	30.997	36.246	33.240	20.308	288.3
14	1'59.288	30.551	35.867	32.853	20.017	292.2	6	2'00.589	30.765	36.282	33.283	20.259	289.3
15	2'18.534	35.071	39.559	42.602	21.302	291.1	7	2'09.598 P	31.909	38.181	34.736	24.772	289.0
16	2'06.837	30.756	39.110	36.326	20.645	290.7	8	8'45.831	7'10.919	41.616	33.170	20.126	
17	1'59.683	30.696	36.028	32.866	20.093	288.5	9	2'00.335	30.985	36.172	33.044	20.134	292.1
16th 5 Colin EDWARDS NGM Mobile Forward USA							10	2'13.946	32.620	38.028	36.821	26.477	291.3
Runs=4 Total laps=15 Full laps=8							11	2'00.121	30.823	36.195	32.947	20.156	293.4
1	2'53.977	1'12.482	43.228	36.515	21.752	12	2'07.343 P	30.862	37.735	34.510	24.236	293.0	
13	7'07.712	5'36.029	37.987	33.249	20.447								

Fastest Lap: Stefan BRADL LCR Honda MotoGP GER **1'56.500** 29.515 35.401 32.100 19.484

These data/results cannot be reproduced, stored and/or transmitted in whole or in part by any manner of electronic, mechanical, photocopying, recording, broadcasting or otherwise now known or herein after developed without the previous express consent by the copyright owner, except for reproduction in daily press and regular printed publications on sale to the public within 60 days of the event related to those data/results and always provided that copyright symbol appears together as follows below.
© DORNA, 2013

Official MotoGP Timing by TISSOT
www.motogp.com

Brno, Friday, August 23, 2013

Page 3 of 4



Free Practice Nr. 2

MotoGP

Lap	Lap Time	T1	T2	T3	T4	Speed	Lap	Lap Time	T1	T2	T3	T4	Speed
14	1'59.719	30.691	36.069	32.920	20.039	291.2	2	2'03.076	31.752	36.745	33.602	20.977	281.7
15	2'00.011	30.693	36.111	33.065	20.142	291.4	3	2'10.024 P	32.284	37.103	33.703	26.934	268.0
16	2'00.259	30.851	36.243	33.088	20.077	289.6	4	5'11.334 P	3'30.928	39.152	35.110	26.144	

20th 14 Randy DE PUNIET Power Electronics As FRA
Runs=4 Total laps=17 Full laps=9

1	2'11.261	39.235	38.101	33.640	20.285	
2	2'00.177	31.060	36.165	32.865	20.087	289.9
3	2'00.193	30.903	36.149	32.979	20.162	287.6
4	2'14.376	31.812	37.515	37.694	27.355	285.9
5	1'59.988	30.939	35.887	32.957	20.205	285.7
6	2'12.341 P	31.228	38.416	35.275	27.422	284.8
7	4'43.486	3'12.476	37.193	33.497	20.320	
8	1'59.799	30.711	36.005	32.995	20.088	288.0
9	1'59.981	30.825	36.029	33.096	20.031	287.7
10	2'12.043 P	30.799	37.889	34.795	28.560	278.8
11	5'43.704	4'11.565	37.165	33.450	21.524	
12	2'00.185	30.887	36.262	32.938	20.098	288.3
13	2'09.488 P	31.678	38.444	33.719	25.647	287.3
14	6'27.797	4'57.074	37.097	33.342	20.284	
15	2'00.315	30.689	36.356	33.065	20.205	288.6
16	2'00.243	30.854	36.242	32.953	20.194	286.6
17	2'21.764 P	34.944	39.632	36.544	30.644	287.6

21st 70 Michael LAVERTY Paul Bird Motorsport GBR
Runs=4 Total laps=16 Full laps=9

1	2'24.798	48.788	40.898	34.337	20.775	
2	2'01.731	31.171	37.096	33.345	20.119	293.9
3	2'01.401	31.218	36.634	33.351	20.198	294.2
4	2'01.264	30.718	36.430	33.604	20.512	295.0
5	2'07.230 P	30.942	36.248	33.208	26.832	290.9
6	8'00.744	6'27.649	38.496	34.221	20.378	
7	2'01.753	31.105	36.843	33.427	20.378	293.4
8	2'01.812	31.202	36.796	33.412	20.402	291.6
9	2'17.104 P	33.388	38.877	36.869	27.970	291.6
10	6'04.620	4'31.768	38.279	33.784	20.789	
11	2'01.438	31.197	36.818	33.298	20.125	293.6
12	2'00.916	30.774	36.500	33.301	20.341	294.5
13	2'13.825 P	32.587	38.824	35.295	27.119	291.1
14	5'37.241	4'03.813	38.858	34.221	20.349	
15	2'00.986	30.881	36.703	33.154	20.248	293.0
16	2'00.338	30.743	36.405	33.078	20.112	296.1

22nd 17 Karel ABRAHAM Cardion AB Motoracin CZE
Runs=3 Total laps=14 Full laps=9

1	2'15.322	41.802	38.702	34.005	20.813	
2	2'02.023	31.473	37.083	33.250	20.217	289.6
3	2'01.654	31.140	36.810	33.409	20.295	292.0
4	2'11.064	34.297	38.340	35.271	23.156	290.7
5	2'00.568	30.875	36.543	32.940	20.210	293.9
6	2'13.107 P	33.139	39.029	33.775	27.164	292.3
7	8'25.331	6'48.274	38.108	36.619	22.330	
8	2'01.805	31.053	37.079	33.445	20.228	290.4
9	2'21.213 P	33.597	37.881	40.734	29.001	292.0
10	13'14.525	11'36.040	37.490	38.332	22.663	
11	2'01.253	30.937	36.792	33.301	20.223	293.1
12	2'08.755	32.635	37.492	37.286	21.342	292.9
13	2'00.901	30.842	36.761	33.146	20.152	294.0
14	2'00.413	30.802	36.445	33.136	20.030	296.6

23rd 45 Martin BAUER Remus Racing Team AUT
Runs=5 Total laps=15 Full laps=7

1	2'15.885	41.083	39.071	34.755	20.976	
---	----------	--------	--------	--------	--------	--

5	3'56.866	2'23.963	37.886	34.036	20.981	
6	2'01.215	31.192	36.370	33.152	20.501	281.3
7	2'00.795	30.977	36.350	33.080	20.388	280.6
8	2'09.496 P	31.706	36.809	33.660	27.321	276.8
9	8'47.520	7'15.817	37.456	33.559	20.688	
10	2'00.902	31.037	36.369	33.180	20.316	281.9
11	2'00.789	30.935	36.020	33.342	20.492	280.4
12	2'00.730	30.911	36.271	33.197	20.351	279.2
13	2'10.840 P	32.027	38.420	34.534	25.859	281.3
14	4'48.781	3'13.678	36.856	33.845	24.402	
15	2'01.841	31.510	36.527	33.354	20.450	273.4

24th 52 Lukas PESEK Came IodaRacing Pro CZE
Runs=3 Total laps=17 Full laps=12

1	2'13.045	39.088	38.742	34.362	20.853	
2	2'03.470	32.006	37.133	33.709	20.622	284.7
3	2'03.646	31.695	37.422	33.863	20.666	284.0
4	2'14.339 P	31.851	39.367	35.847	27.274	285.3
5	6'17.069	4'32.428	39.199	43.106	22.336	
6	2'02.393	31.297	36.906	33.792	20.398	288.0
7	2'03.101	31.293	37.312	33.790	20.706	286.9
8	2'11.489 P	32.359	37.383	35.474	26.273	282.3
9	7'59.665	6'15.870	42.617	39.565	21.613	
10	2'10.490	32.351	42.807	34.855	20.477	286.0
11	2'02.717	31.368	36.984	33.889	20.476	287.5
12	2'31.115	34.826	45.170	45.430	25.689	286.0
13	2'02.361	31.671	36.811	33.514	20.365	285.0
14	2'02.156	31.226	36.903	33.586	20.441	287.6
15	2'01.996	31.028	36.713	33.833	20.422	288.3
16	2'34.797	34.486	45.231	52.133	22.947	281.3
17	2'01.549	31.179	36.699	33.226	20.445	289.3

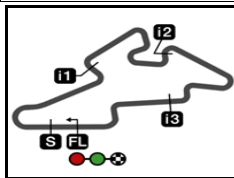
25th 67 Bryan STARING GO&FUN Honda Gres AUS
Runs=3 Total laps=16 Full laps=11

1	2'22.938	46.760	39.589	35.172	21.417	
2	2'03.211	32.213	37.069	33.407	20.522	270.6
3	2'02.647	31.784	36.742	33.697	20.424	288.8
4	2'02.357	31.531	36.844	33.613	20.369	281.3
5	2'01.746	31.378	36.665	33.244	20.459	280.9
6	2'12.695 P	32.819	38.126	33.974	27.776	286.0
7	9'14.286	7'40.739	38.721	34.164	20.662	
8	2'02.560	31.555	36.743	33.744	20.518	289.0
9	2'01.861	31.283	36.680	33.387	20.511	291.0
10	2'02.796	31.553	36.927	33.823	20.493	291.1
11	2'02.433	31.573	36.923	33.576	20.361	290.6
12	2'13.041 P	33.714	37.263	33.824	28.240	288.3
13	6'49.779	5'15.546	38.723	34.596	20.914	
14	2'03.387	31.801	37.169	33.748	20.669	286.0
15	2'02.903	31.690	36.835	33.836	20.542	286.2
16	2'03.204	31.405	37.253	33.852	20.694	289.6

Fastest Lap: Stefan BRADL LCR Honda MotoGP GER 1'56.500 29.515 35.401 32.100 19.484

These data/results cannot be reproduced, stored and/or transmitted in whole or in part by any manner of electronic, mechanical, photocopying, recording, broadcasting or otherwise now known or herein after developed without the previous express consent by the copyright owner, except for reproduction in daily press and regular printed publications on sale to the public within 60 days of the event related to those data/results and always provided that copyright symbol appears together as follows below.
© DORNA, 2013





5403 m.

bwin GRAND PRIX CESTKÉ REPUBLIKY

Free Practice Nr. 2

Best Partial Times

MotoGP

IT Ideal Lap Time, sum of the best partial times


BT Best Lap Time

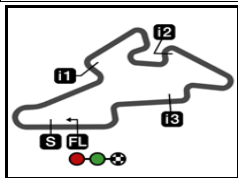
T1		T2		T3		T4				IT	BT	
Pos	Rider	Time	Rider	Time	Rider	Time	Rider	Time	Pos	Rider	IT	BT
1	S.BRADL	29.515	V.ROSSI	35.190	D.PEDROSA	31.974	C.CRUTCHLOW	19.443	1	D.PEDROSA	1'56.416	1'56.600 (3)
2	M.MARQUEZ	29.618	C.CRUTCHLOW	35.217	S.BRADL	32.058	J.LORENZO	19.445	2	V.ROSSI	1'56.456	1'56.726 (4)
3	J.LORENZO	29.640	M.MARQUEZ	35.262	J.LORENZO	32.109	V.ROSSI	19.446	3	S.BRADL	1'56.458	1'56.500 (1)
4	D.PEDROSA	29.643	J.LORENZO	35.272	V.ROSSI	32.125	D.PEDROSA	19.450	4	J.LORENZO	1'56.466	1'56.538 (2)
5	V.ROSSI	29.695	B.SMITH	35.325	C.CRUTCHLOW	32.180	S.BRADL	19.484	5	C.CRUTCHLO	1'56.593	1'56.800 (6)
6	C.CRUTCHLOW	29.753	D.PEDROSA	35.349	M.MARQUEZ	32.224	M.MARQUEZ	19.519	6	M.MARQUEZ	1'56.623	1'56.733 (5)
7	N.HAYDEN	29.906	A.BAUTISTA	35.355	B.SMITH	32.257	B.SMITH	19.538	7	B.SMITH	1'57.098	1'57.351 (7)
8	A.BAUTISTA	29.975	S.BRADL	35.401	A.BAUTISTA	32.267	A.BAUTISTA	19.573	8	A.BAUTISTA	1'57.170	1'57.401 (8)
9	B.SMITH	29.978	A.ESPARGARO	35.537	N.HAYDEN	32.373	A.IANNONE	19.640	9	A.DOVIZIOSO	1'57.746	1'57.754 (9)
10	A.DOVIZIOSO	30.022	A.IANNONE	35.611	A.DOVIZIOSO	32.376	A.DOVIZIOSO	19.651	10	A.IANNONE	1'57.803	1'58.039 (11)
11	A.IANNONE	30.137	A.DOVIZIOSO	35.697	A.ESPARGARO	32.407	N.HAYDEN	19.732	11	N.HAYDEN	1'57.816	1'57.896 (10)
12	M.PIRRO	30.284	N.HAYDEN	35.805	A.IANNONE	32.415	M.PIRRO	19.839	12	A.ESPARGAR	1'58.180	1'58.217 (12)
13	A.ESPARGARO	30.347	C.CORTI	35.867	M.PIRRO	32.563	A.ESPARGARO	19.889	13	M.PIRRO	1'58.635	1'58.958 (13)
14	H.AOYAMA	30.369	R.DE PUNJET	35.887	H.BARBERA	32.811	H.AOYAMA	20.016	14	H.AOYAMA	1'59.148	1'59.613 (18)
15	C.EDWARDS	30.399	H.BARBERA	35.890	H.AOYAMA	32.842	C.CORTI	20.017	15	H.BARBERA	1'59.199	1'59.235 (14)
16	H.BARBERA	30.425	C.EDWARDS	35.891	C.CORTI	32.853	K.ABRAHAM	20.030	16	C.EDWARDS	1'59.257	1'59.390 (16)
17	Y.HERNANDEZ	30.518	H.AOYAMA	35.921	R.DE PUNJET	32.865	R.DE PUNJET	20.031	17	C.CORTI	1'59.288	1'59.288 (15)
18	C.CORTI	30.551	M.PIRRO	35.949	Y.HERNANDEZ	32.879	C.EDWARDS	20.035	18	R.DE PUNJET	1'59.472	1'59.799 (20)
19	R.DE PUNJET	30.689	Y.HERNANDEZ	36.003	D.PETRUCCI	32.920	D.PETRUCCI	20.039	19	Y.HERNANDEZ	1'59.477	1'59.539 (17)
20	D.PETRUCCI	30.691	M.BAUER	36.020	C.EDWARDS	32.932	H.BARBERA	20.073	20	D.PETRUCCI	1'59.719	1'59.719 (19)
21	M.LAVERTY	30.718	D.PETRUCCI	36.069	K.ABRAHAM	32.940	Y.HERNANDEZ	20.077	21	M.LAVERTY	2'00.156	2'00.338 (21)
22	K.ABRAHAM	30.802	M.LAVERTY	36.248	M.LAVERTY	33.078	M.LAVERTY	20.112	22	K.ABRAHAM	2'00.217	2'00.413 (22)
23	M.BAUER	30.911	K.ABRAHAM	36.445	M.BAUER	33.080	M.BAUER	20.316	23	M.BAUER	2'00.327	2'00.730 (23)
24	L.PESEK	31.028	B.STARING	36.665	L.PESEK	33.226	B.STARING	20.361	24	L.PESEK	2'01.318	2'01.549 (24)

These data/results cannot be reproduced, stored and/or transmitted in whole or in part by any manner of electronic, mechanical, photocopying, recording, broadcasting or otherwise now known or herein after developed without the previous express consent by the copyright owner, except for reproduction in daily press and regular printed publications on sale to the public within 60 days of the event related to those data/results and always provided that copyright symbol appears together as follows below.
© DORNA, 2013



Automotodrom Brno

Results and timing service provided by  **TISSOT**



5403 m.

bwin GRAND PRIX CESTKÉ REPUBLIKY

Free Practice Nr. 2

Best Partial Times

MotoGP

IT Ideal Lap Time, sum of the best partial times

BT Best Lap Time


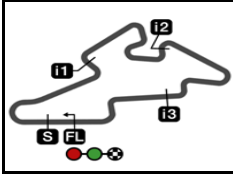
		<i>T1</i>		<i>T2</i>		<i>T3</i>		<i>T4</i>				
<i>Pos</i>	<i>Rider</i>	<i>Time</i>	<i>Rider</i>	<i>Time</i>	<i>Rider</i>	<i>Time</i>	<i>Rider</i>	<i>Time</i>	<i>Pos</i>	<i>Rider</i>	<i>IT</i>	<i>BT</i>
25	B.STARING	31.283	L.PESEK	36.699	B.STARING	33.244	L.PESEK	20.365	25	B.STARING	2'01.553	2'01.746 (25)

These data/results cannot be reproduced, stored and/or transmitted in whole or in part by any manner of electronic, mechanical, photocopying, recording, broadcasting or otherwise now known or herein after developed without the previous express consent by the copyright owner, except for reproduction in daily press and regular printed publications on sale to the public within 60 days of the event related to those data/results and always provided that copyright symbol appears together as follows below.
© DORNA, 2013

Official MotoGP Timing by **TISSOT**
www.motogp.com




Automotodrom Brno

Results and timing service provided by **MotoGP**

5403 m.

bwin GRAND PRIX CESHÉ REPUBLIKY**Free Practice Nr. 2****Fastest Laps Sequence**

<i>Practice Time</i>	 <i>Rider</i>	<i>Nation</i>	<i>Motorcycle</i>	<i>Time</i>	<i>Km/h</i>	<i>Rider's Lap</i>
4'07.465	46 Valentino ROSSI	ITA	YAMAHA	1'58.255	164.4	2
4'41.351	99 Jorge LORENZO	SPA	YAMAHA	1'57.824	165.0	2
6'05.102	46 Valentino ROSSI	ITA	YAMAHA	1'57.637	165.3	3
6'35.874	35 Cal CRUTCHLOW	GBR	YAMAHA	1'57.407	165.6	3
6'38.281	99 Jorge LORENZO	SPA	YAMAHA	1'56.930	166.3	3
8'32.674	35 Cal CRUTCHLOW	GBR	YAMAHA	1'56.800	166.5	4
8'34.819	99 Jorge LORENZO	SPA	YAMAHA	1'56.538	166.9	4
43'58.402	6 Stefan BRADL	GER	HONDA	1'56.500	166.9	17

These data/results cannot be reproduced, stored and/or transmitted in whole or in part by any manner of electronic, mechanical, photocopying, recording, broadcasting or otherwise now known or herein after developed without the previous express consent by the copyright owner, except for reproduction in daily press and regular printed publications on sale to the public within 60 days of the event related to those data/results and always provided that copyright symbol appears together as follows below.

© DORNA, 2013

Official MotoGP Timing by **TISSOT**
www.motogp.com

Brno, Friday, August 23, 2013