

Computerised results and timing service provided by **TISSOT**


Moto2

COMMERCIAL BANK GRAND PRIX OF QATAR

Free Practice Nr. 1

Classification

3

	<i>Rider</i>	<i>Nation</i>	<i>Team</i>	<i>Motorcycle</i>	<i>Time</i>	<i>Lap Total</i>	<i>Gap</i>	<i>Top Speed</i>
1	40 PoI ESPARGARO	SPA	Tuenti HP 40	PONS KALEX	2'01.437	18 18		282.2
2	30 Takaaki NAKAGAMI	JPN	Italtrans Racing Team	KALEX	2'01.755	11 14	0.318 0.318	279.7
3	80 Esteve RABAT	SPA	Tuenti HP 40	PONS KALEX	2'02.004	14 19	0.567 0.249	280.6
4	45 Scott REDDING	GBR	Marc VDS Racing Team	KALEX	2'02.223	15 15	0.786 0.219	278.6
5	60 Julian SIMON	SPA	Italtrans Racing Team	KALEX	2'02.321	12 14	0.884 0.098	276.5
6	3 Simone CORSI	ITA	NGM Mobile Racing	SPEED UP	2'02.563	15 16	1.126 0.242	279.1
7	36 Mika KALLIO	FIN	Marc VDS Racing Team	KALEX	2'02.701	17 18	1.264 0.138	280.0
8	18 Nicolas TEROL	SPA	Mapfre Aspar Team Moto2	SUTER	2'02.795	16 17	1.358 0.094	277.9
9	77 Dominique AEGERTER	SWI	Technomag carXpert	SUTER	2'02.826	13 16	1.389 0.031	275.8
10	5 Johann ZARCO	FRA	Came Iodaracing Project	SUTER	2'02.854	5 11	1.417 0.028	280.1
11	15 Alex DE ANGELIS	RSM	NGM Mobile Forward Racing	SPEED UP	2'03.005	15 17	1.568 0.151	
12	4 Randy KRUMMENACHER	SWI	Technomag carXpert	SUTER	2'03.357	16 16	1.920 0.352	280.5
13	23 Marcel SCHROTTER	GER	Desguaces La Torre SAG	KALEX	2'03.509	16 17	2.072 0.152	280.4
14	19 Xavier SIMEON	BEL	Desguaces La Torre Maptaq	KALEX	2'03.626	14 16	2.189 0.117	275.0
15	54 Mattia PASINI	ITA	NGM Mobile Racing	SPEED UP	2'03.775	17 17	2.338 0.149	279.3
16	11 Sandro CORTESE	GER	Dynavolt Intact GP	KALEX	2'03.783	16 16	2.346 0.008	278.3
17	63 Mike DI MEGLIO	FRA	Jir Moto2	MOTOBI	2'03.834	9 17	2.397 0.051	275.7
18	14 Ratthapark WILAIROT	THA	Thai Honda PTT Gresini Moto2	SUTER	2'03.878	7 14	2.441 0.044	279.5
19	95 Anthony WEST	AUS	QMMF Racing Team	SPEED UP	2'03.958	9 15	2.521 0.080	277.8
20	88 Ricard CARDUS	SPA	NGM Mobile Forward Racing	SPEED UP	2'04.016	6 16	2.579 0.058	279.1
21	72 Yuki TAKAHASHI	JPN	Idemitsu Honda Team Asia	MORIWAKI	2'04.019	19 19	2.582 0.003	273.0
22	96 Louis ROSSI	FRA	Tech 3	TECH 3	2'04.148	16 18	2.711 0.129	278.9
23	24 Toni ELIAS	SPA	Blusens Avintia	KALEX	2'04.306	3 14	2.869 0.158	277.0
24	49 Axel PONS	SPA	Tuenti HP 40	PONS KALEX	2'04.320	17 18	2.883 0.014	282.1
25	33 Sergio GADEA	SPA	Interwetten Paddock	SUTER	2'04.697	16 18	3.260 0.377	278.2
26	52 Danny KENT	GBR	Tech 3	TECH 3	2'04.899	11 17	3.462 0.202	276.6
27	81 Jordi TORRES	SPA	Mapfre Aspar Team Moto2	SUTER	2'05.361	12 18	3.924 0.462	275.5
28	7 Doni Tata PRADITA	INA	Federal Oil Gresini Moto2	SUTER	2'05.982	11 15	4.545 0.621	278.5
29	44 Steven ODENDAAL	RSA	Argiñano & Gines Racing	SPEED UP	2'06.748	18 18	5.311 0.766	279.2
30	17 Alberto MONCAYO	SPA	Argiñano & Gines Racing	SPEED UP	2'06.769	15 16	5.332 0.021	279.7
31	9 Kyle SMITH	GBR	Blusens Avintia	KALEX	2'07.576	16 16	6.139 0.807	273.8
32	97 Rafid Topan SUCIPTO	INA	QMMF Racing Team	SPEED UP	2'08.062	4 13	6.625 0.486	276.7

Practice condition Dry
 Air: 27°
 Humidity: 57%
 Ground: 36°

<i>Fastest Lap:</i>	Lap: 18	PoI ESPARGARO	2'01.437	159.4 Km/h
<i>Circuit Record Lap:</i>	2012	Marc MARQUEZ	2'00.645	160.5 Km/h
<i>Circuit Best Lap:</i>	2011	Stefan BRADL	2'00.168	161.1 Km/h

The results are provisional until the end of the limit for protest and appeals.

Time limit for protest expires 60' after publication of the results - Mr. Time:

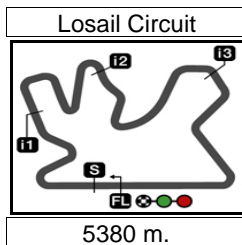
These data/results cannot be reproduced, stored and/or transmitted in whole or in part by any manner of electronic, mechanical, photocopying, recording, broadcasting or otherwise now known or herein after developed without the previous express consent by the copyright owner, except for reproduction in daily press and regular printed publications on sale to the public within 60 days of the event related to those data/results and always provided that copyright symbol appears together as follows below.

© DORNA, 2013

Official MotoGP Timing by **TISSOT**
 www.motogp.com



Doha, Thursday, April 04, 2013



Computerised results and timing service provided by **TISSOT**

Moto2

COMMERCIAL BANK GRAND PRIX OF QATAR

Free Practice Nr. 1

Top Speed & Average

4



<i>Rider</i>	<i>Nation</i>	<i>Motorcycle</i>	<i>Top 5 speeds</i>					<i>Average</i>	<i>Top</i>
40 Po ESPARGARO	SPA	PONS KALEX	282.2	280.3	279.4	278.8	278.6	279.9	282.2
49 Axel PONS	SPA	PONS KALEX	282.1	280.8	280.4	279.8	277.9	280.2	282.1
80 Esteve RABAT	SPA	PONS KALEX	280.6	279.7	279.2	279.2	279.1	279.6	280.6
4 Randy KRUMMENACHER	SWI	SUTER	280.5	280.3	278.0	277.9	277.7	278.9	280.5
23 Marcel SCHROTTER	GER	KALEX	280.4	279.6	278.7	278.4	278.2	278.9	280.4
5 Johann ZARCO	FRA	SUTER	280.1	279.8	277.4	277.2	277.2	278.3	280.1
36 Mika KALLIO	FIN	KALEX	280.0	277.9	277.6	277.4	277.4	278.1	280.0
17 Alberto MONCAYO	SPA	SPEED UP	279.7	277.6	277.4	276.0	275.8	277.3	279.7
30 Takaaki NAKAGAMI	JPN	KALEX	279.7	278.8	277.5	277.4	277.4	278.2	279.7
14 Ratthapark WILAIROT	THA	SUTER	279.5	279.0	278.2	278.1	278.0	278.6	279.5
54 Mattia PASINI	ITA	SPEED UP	279.3	278.7	278.7	278.4	278.4	278.7	279.3
44 Steven ODENDAAL	RSA	SPEED UP	279.2	277.7	277.7	277.2	276.5	277.7	279.2
3 Simone CORSI	ITA	SPEED UP	279.1	278.7	278.4	278.4	277.4	278.4	279.1
88 Ricard CARDUS	SPA	SPEED UP	279.1	278.7	278.7	278.4	278.3	278.6	279.1
96 Louis ROSSI	FRA	TECH 3	278.9	278.8	278.5	278.4	277.9	278.5	278.9
45 Scott REDDING	GBR	KALEX	278.6	277.7	277.0	276.9	276.2	277.3	278.6
7 Doni Tata PRADITA	INA	SUTER	278.5	275.7	275.2	274.1	273.6	275.4	278.5
11 Sandro CORTESE	GER	KALEX	278.3	278.0	277.9	277.9	277.7	277.9	278.3
33 Sergio GADEA	SPA	SUTER	278.2	278.2	278.0	278.0	277.7	278.0	278.2
18 Nicolas TEROL	SPA	SUTER	277.9	276.5	275.9	275.4	275.0	276.1	277.9
95 Anthony WEST	AUS	SPEED UP	277.8	277.7	277.7	277.3	277.2	277.5	277.8
24 Toni ELIAS	SPA	KALEX	277.0	276.5	275.7	275.2	274.7	275.6	277.0
97 Rafid Topan SUCIPTO	INA	SPEED UP	276.7	276.0	273.7	273.4	273.3	274.6	276.7
52 Danny KENT	GBR	TECH 3	276.6	276.3	275.2	275.0	274.5	275.5	276.6
60 Julian SIMON	SPA	KALEX	276.5	276.2	276.0	275.6	273.9	275.6	276.5
77 Dominique AEGERTER	SWI	SUTER	275.8	275.6	275.5	275.2	275.2	275.5	275.8
63 Mike DI MEGLIO	FRA	MOTOBI	275.7	275.3	273.8	273.7	273.6	274.4	275.7
81 Jordi TORRES	SPA	SUTER	275.5	274.8	274.3	273.6	272.8	274.2	275.5
19 Xavier SIMEON	BEL	KALEX	275.0	274.6	274.6	273.8	273.6	274.3	275.0
9 Kyle SMITH	GBR	KALEX	273.8	273.6	273.2	273.2	273.1	273.4	273.8
72 Yuki TAKAHASHI	JPN	MORIWAKI	273.0	272.7	272.5	272.4	272.0	272.5	273.0

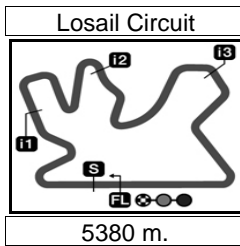
These data/results cannot be reproduced, stored and/or transmitted in whole or in part by any manner of electronic, mechanical, photocopying, recording, broadcasting or otherwise now known or herein after developed without the previous express consent by the copyright owner, except for reproduction in daily press and regular printed publications on sale to the public within 60 days of the event related to those data/results and always provided that copyright symbol appears together as follows below.

© DORNA, 2013

Official MotoGP Timing by **TISSOT**
www.motogp.com



Doha, Thursday, April 04, 2013



Computerised results and timing service provided by **TISSOT**

Moto2

COMMERCIAL BANK GRAND PRIX OF QATAR

Free Practice Nr. 1

Chronological Analysis of Performances

5

P Crossing the finish line in pit lane		T1 Time from finish line to 1st intermediate				T2 Time from 1st intermed. to 2nd intermed.				T3 Time from 2nd intermed. to 3rd intermed.				T4 Time from 3rd intermediate to finish line			
Lap	Lap Time	T1	T2	T3	T4	Speed	Lap	Lap Time	T1	T2	T3	T4	Speed				
1st	40	Pol ESPARGARO Tuenti HP 40 SPA				Runs=3 Total laps=18 Full laps=13	13	2'02.401	26.791	31.397	30.007	34.206	278.1				
1	3'38.977	1'55.745	34.583	31.977	36.672	158.5	14	2'02.004	26.713	31.282	29.856	34.153	278.7				
2	2'06.371	28.019	32.251	30.561	35.540	273.9	15	2'02.129	26.836	31.327	29.855	34.111	279.2				
3	2'04.448	27.284	32.288	30.246	34.630	275.2	16	4'14.197 P	26.747	31.329	29.912	2'46.209	279.2				
4	2'03.029	26.800	31.636	30.015	34.578	275.6	17	2'07.507	30.752	31.882	30.322	34.551	167.2				
5	2'09.238	29.413	32.664	31.274	35.887	278.8	18	2'02.462	26.869	31.385	29.968	34.240	279.7				
6	2'04.902	27.051	32.387	30.592	34.872	274.8	19	2'02.020	26.831	31.421	29.750	34.018	280.6				
4th	45	Scott REDDING Marc VDS Racing Tea GBR				Runs=3 Total laps=15 Full laps=11	1	13'20.188 P	1'19.740	35.817	33.627	10'51.004	144.3				
8	2'08.775	30.782	32.342	31.075	34.576	171.4	2	2'14.092	32.569	33.954	32.074	35.495	147.9				
9	2'03.406	26.825	31.812	30.454	34.315	275.2	3	2'04.506	27.148	32.279	30.382	34.697	273.0				
10	2'02.586	26.617	31.790	29.867	34.312	277.7	4	2'06.171	28.795	32.402	30.351	34.623	274.0				
11	2'02.297	26.611	31.558	29.893	34.235	277.5	5	2'03.632	27.038	31.959	30.157	34.478	273.3				
12	2'01.917	26.618	31.524	29.770	34.005	278.6	6	2'03.763	27.086	32.036	30.136	34.505	278.6				
13	5'29.083 P	28.419	34.046	30.697	3'55.921	272.1	7	2'05.780	27.155	33.593	30.552	34.480	276.2				
14	2'10.705	31.615	32.390	30.918	35.782	161.9	8	2'02.777	26.819	31.660	29.855	34.443	276.9				
15	2'02.378	26.717	31.366	30.132	34.163	282.2	9	2'02.720	26.830	31.570	30.035	34.285	277.7				
16	2'01.448	26.502	31.229	29.732	33.985	277.0	10	2'02.675	26.811	31.547	29.888	34.429	275.8				
17	2'05.255	28.884	31.813	30.184	34.374	279.4	11	5'15.392 P	28.622	32.409	30.443	3'43.918	275.7				
18	2'01.437	26.396	31.208	29.749	34.084	280.3	12	2'10.648	33.045	32.498	30.356	34.749	145.3				
2nd	30	Takaaki NAKAGAMI Italtrans Racing Team JPN				Runs=3 Total laps=14 Full laps=9	13	2'02.802	26.756	31.620	30.045	34.381	274.5				
1	4'25.114	2'40.915	35.859	32.170	36.170	85.4	14	2'02.375	26.708	31.502	29.939	34.226	276.0				
2	2'05.205	28.105	32.290	30.343	34.467	273.5	15	2'02.223	26.615	31.370	29.946	34.292	277.0				
3	2'03.293	27.430	31.404	30.118	34.341	276.3	1	3'35.249	1'51.701	34.351	32.148	37.049	160.2				
4	2'02.715	26.897	31.408	30.022	34.388	276.3	2	2'07.471	28.607	32.716	31.003	35.145	273.4				
5	2'02.502	26.850	31.603	29.871	34.178	277.4	3	2'04.818	27.417	31.929	30.498	34.974	272.1				
6	2'03.172	26.958	31.587	30.275	34.352	279.7	4	2'04.290	27.432	31.714	30.351	34.793	273.9				
7	12'13.310 P	26.792	31.203	33.065	10'42.250	276.1	5	9'28.050 P	30.037	33.254	31.325	7'53.434	239.6				
8	2'15.172	36.454	33.146	30.861	34.711	81.1	6	4'08.457 P	54.144	35.156	31.885	2'07.272					
9	2'03.073	27.416	31.532	29.986	34.139	276.4	7	2'12.095	33.026	32.438	30.709	35.922	164.3				
10	2'02.089	26.798	31.247	29.768	34.276	277.5	8	2'03.586	27.156	31.651	30.214	34.565	275.6				
11	2'01.755	26.708	31.064	29.909	34.074	278.8	9	8'02.367 P	27.092	33.632	31.282	6'30.361	276.0				
12	6'00.737 P	27.287	31.976	30.298	4'31.176	276.7	10	2'10.289	33.243	31.933	30.474	34.639	146.0				
13	2'12.900	36.038	32.212	30.345	34.305	77.3	11	2'12.781	26.939	39.547	31.975	34.320	273.5				
14	2'02.412	26.865	31.589	29.754	34.204	277.4	12	2'02.321	26.772	31.366	30.020	34.163	276.2				
3rd	80	Esteve RABAT Tuenti HP 40 SPA				Runs=3 Total laps=19 Full laps=14	13	2'02.707	26.866	31.373	30.073	34.395	276.5				
1	4'02.297	2'18.947	34.224	32.459	36.667	124.1	14	2'03.759	28.209	31.314	29.977	34.259	257.2				
2	2'08.643	29.190	33.331	31.223	34.899	272.7	1	3'26.992	1'43.006	35.874	32.288	35.824	142.7				
3	2'05.800	27.786	32.017	31.018	34.979	276.7	2	2'07.127	28.046	33.044	30.945	35.092	275.5				
4	2'03.996	27.217	31.693	30.639	34.447	278.3	3	2'04.562	27.190	32.290	30.480	34.602	276.4				
5	2'03.806	27.229	31.803	30.461	34.313	278.6	4	2'04.110	27.195	32.172	30.329	34.414	276.4				
6	4'49.072 P	30.478	33.346	32.112	3'13.136	278.9	5	2'03.406	26.837	31.886	30.208	34.475	275.9				
7	2'09.243	31.682	32.608	30.461	34.492	164.5	6	2'03.218	26.895	31.723	30.150	34.450	277.4				
8	2'03.640	27.047	31.713	30.561	34.319	278.7	7	10'06.332 P	27.322	32.909	30.934	8'35.167	279.1				
9	2'03.128	26.967	31.604	30.200	34.357	278.0											
10	2'02.725	26.968	31.496	30.155	34.106	278.5											
11	2'02.773	27.088	31.284	30.128	34.273	279.1											
12	2'02.390	26.827	31.324	29.935	34.304	278.7											

Fastest Lap:	Pol ESPARGARO	Tuenti HP 40	SPA	2'01.437	26.396	31.208	29.749	34.084
---------------------	---------------	--------------	-----	-----------------	--------	--------	--------	--------

These data/results cannot be reproduced, stored and/or transmitted in whole or in part by any manner of electronic, mechanical, photocopying, recording, broadcasting or otherwise now known or herein after developed without the previous express consent by the copyright owner, except for reproduction in daily press and regular printed publications on sale to the public within 60 days of the event related to those data/results and always provided that copyright symbol appears together as follows below.
© DORNA, 2013



Free Practice Nr. 1

Moto2

Lap	Lap Time	T1	T2	T3	T4	Speed	Lap	Lap Time	T1	T2	T3	T4	Speed
8	2'11.657	33.166	32.929	30.926	34.636	143.9	11	2'03.182	26.952	31.629	30.262	34.339	275.5
9	2'03.473	27.068	31.733	30.262	34.410	275.9	12	2'03.163	26.860	31.744	30.193	34.366	275.2
10	2'03.265	26.890	31.824	30.235	34.316	277.1	13	2'02.826	26.902	31.551	30.117	34.256	275.6
11	2'02.997	26.730	31.744	30.200	34.323	276.3	14	6'09.251 P	26.933	31.671	30.248	4'40.399	275.8
12	5'26.999 P	27.941	33.273	31.228	3'54.557	276.2	15	2'22.857	31.793	32.433	31.224	47.407	154.2
13	2'11.869	34.242	32.446	30.628	34.553	123.1	16	2'03.023	27.241	31.611	30.052	34.119	274.1
14	2'03.044	27.014	31.593	30.070	34.367	278.4	10th 5 Johann ZARCO Came Iodaracing Proj FRA						
15	2'02.563	26.718	31.507	30.020	34.318	278.7	Runs=3 Total laps=11 Full laps=7						
16	2'04.280	26.961	32.032	30.628	34.659	278.4							

7th 36 Mika KALLIO		Marc VDS Racing Tea FIN				
		Runs=2	Total laps=18	Full laps=15		
1	2'52.579	1'07.975	35.487	32.559	36.558	115.4
2	2'07.044	28.299	32.845	30.852	35.048	272.2
3	2'04.078	27.240	31.844	30.419	34.575	275.0
4	2'04.359	27.050	32.309	30.374	34.626	276.8
5	2'03.769	27.178	31.812	30.341	34.438	275.2
6	2'03.248	26.942	31.624	30.195	34.487	277.2
7	2'03.030	26.916	31.550	30.273	34.291	277.6
8	2'07.220	27.586	33.863	30.469	35.302	276.6
9	9'01.788 P	27.067	32.055	30.391	7'32.275	277.9
10	2'16.574	32.578	33.234	34.687	36.075	137.7
11	2'03.619	27.314	31.661	30.128	34.516	276.6
12	2'03.315	26.694	31.969	30.226	34.426	277.2
13	2'03.142	26.780	31.654	30.389	34.319	275.6
14	2'03.115	26.754	31.715	30.316	34.330	275.6
15	2'05.621	28.724	31.915	30.258	34.724	277.4
16	2'03.107	26.959	31.581	30.243	34.324	277.4
17	2'02.701	26.863	31.429	30.172	34.237	276.4
18	2'03.707	27.399	31.785	30.134	34.389	280.0

8th 18 Nicolas TEROL		Mapfre Aspar Team M SPA				
		Runs=3	Total laps=17	Full laps=12		
1	3'19.895	1'36.919	34.908	32.030	36.038	140.1
2	2'06.864	28.072	32.507	31.253	35.032	273.3
3	2'05.393	27.916	32.222	30.526	34.729	274.3
4	2'04.033	27.137	31.864	30.377	34.655	275.0
5	6'51.185 P	27.039	31.965	30.837	5'21.344	274.6
6	2'10.196	32.349	32.483	30.712	34.652	140.6
7	2'03.542	27.103	31.832	30.223	34.384	273.0
8	2'03.158	26.904	31.735	30.167	34.352	273.6
9	2'03.114	26.726	31.931	30.127	34.330	273.6
10	2'03.458	26.935	31.606	30.250	34.667	275.9
11	2'03.201	26.910	31.711	30.230	34.350	273.8
12	7'14.290 P	31.299	35.441	31.851	5'35.699	273.9
13	2'09.945	32.238	32.334	30.656	34.717	135.4
14	2'03.624	27.039	31.915	30.228	34.442	274.4
15	2'03.101	27.050	31.641	30.111	34.299	275.4
16	2'02.795	26.795	31.573	30.099	34.328	276.5
17	2'03.209	26.728	31.677	30.409	34.395	277.9

9th 77 Dominique AEGERT		Technomag carXpert SWI				
		Runs=3	Total laps=16	Full laps=11		
1	3'05.258	1'19.239	35.924	33.094	37.001	151.6
2	2'08.929	28.474	33.677	31.328	35.450	273.2
3	2'06.834	28.038	32.707	30.919	35.170	274.4
4	2'05.917	27.780	32.310	30.832	34.995	273.6
5	2'04.785	27.520	32.061	30.617	34.587	274.3
6	2'04.240	27.022	32.090	30.469	34.659	275.2
7	2'03.295	26.954	31.738	30.174	34.429	274.8
8	2'03.428	26.906	31.862	30.253	34.407	274.1
9	8'33.516 P	30.415	32.812	32.772	6'57.517	274.9
10	2'10.100	31.984	32.855	30.461	34.800	145.7

11th 15 Alex DE ANGELIS		NGM Mobile Forward RSM				
		Runs=2	Total laps=17	Full laps=13		
1	19'35.256 P	2'22.916	36.603	35.361	16'00.376	130.6
2	2'13.150	33.154	33.289	31.316	35.391	149.5
3	2'04.202	27.599	31.932	30.210	34.461	276.2
4	2'04.627	27.015	33.055	30.199	34.358	279.8
5	2'02.854	26.780	31.613	30.018	34.443	277.2
6	6'59.667 P	26.836	32.357	30.945	5'29.529	277.2
7	2'09.708	32.021	32.581	30.375	34.731	143.7
8	2'04.930	27.400	31.748	30.179	35.603	280.1
9	2'03.238	26.931	31.627	30.168	34.512	276.2
10	2'04.310	26.901	31.750	30.259	35.400	277.4
11	2'03.167	26.919	31.502	30.196	34.550	277.1

12th 4 Randy KRUMMENA		Technomag carXpert SWI				
		Runs=3	Total laps=16	Full laps=11		
1	2'37.979					
2	2'09.118					
3	2'06.922					
4	2'05.492					
5	2'05.024					
6	2'04.684					
7	2'10.824					
8	2'04.040					
9	10'38.273 P					
10	2'17.312					
11	2'05.598					
12	2'03.127					
13	2'03.148					
14	2'06.756					
15	2'03.005					
16	2'26.500					
17	2'03.488					

13th 23 Marcel SCHROTTE		Desguaces La Torre S GER				
		Runs=2	Total laps=17	Full laps=14		
1	3'24.517	1'38.575	36.411	32.920	36.611	141.7
2	2'08.710	28.255	33.696	31.249	35.510	272.9
3	2'06.371	27.645	32.981	30.784	34.961	272.1
4	2'06.781	28.588	32.358	30.903	34.932	274.5
5	2'05.059	27.770	32.184	30.432	34.673	277.7
6	2'04.057	27.098	31.992	30.349	34.618	278.0
7	2'03.358	27.145	31.802	30.181	34.230	280.5
8	8'54.993 P	31.175	32.902	30.910	7'20.006	277.9
9	2'18.328	35.112	36.999	31.346	34.871	128.5
10	2'05.361	27.471	32.152	31.072	34.666	277.6
11	2'09.169	27.028	32.062	33.540	36.539	280.3
12	6'31.304 P	34.140	32.164	30.647	4'54.353	274.6
13	2'13.338	33.947	33.554	31.172	34.665	143.9
14	2'04.016	27.256	32.030	30.312	34.418	275.6
15	2'03.652	27.057	31.763	30.050	34.782	276.2
16	2'03.357	27.000	31.767	30.280	34.310	275.6

Fastest Lap: Pol ESPARGARO Tuenti HP 40 SPA 2'01.437 26.396 31.208 29.749 34.084

These data/results cannot be reproduced, stored and/or transmitted in whole or in part by any manner of electronic, mechanical, photocopying, recording, broadcasting or otherwise now known or herein after developed without the previous express consent by the copyright owner, except for reproduction in daily press and regular printed publications on sale to the public within 60 days of the event related to those data/results and always provided that copyright symbol appears together as follows below.
© DORNA, 2013



Free Practice Nr. 1

Moto2

Lap	Lap Time	T1	T2	T3	T4	Speed	Lap	Lap Time	T1	T2	T3	T4	Speed
2	2'10.129	29.290	33.645	31.410	35.784	271.9	6	2'06.017	28.069	32.341	30.636	34.971	277.4
3	2'07.241	28.072	33.141	30.932	35.096	275.4	7	8'01.228 P	27.427	32.334	30.501	6'30.966	277.5
4	2'05.650	27.665	32.589	30.474	34.922	278.7	8	2'19.361	34.587	34.368	32.677	37.729	147.9
5	2'04.838	27.553	32.289	30.269	34.727	277.9	9	2'06.591	27.843	32.581	30.733	35.434	274.1
6	10'20.507 P	27.601	32.151	30.624	8'50.131	276.8	10	2'06.687	27.492	33.218	31.062	34.915	277.7
7	2'17.388	35.783	33.239	32.320	36.046	129.9	11	2'04.514	27.565	31.967	30.345	34.637	278.0
8	2'06.535	27.585	32.507	30.872	35.571	278.2	12	6'57.874 P	27.544	32.181	30.629	5'27.520	277.6
9	2'05.038	27.326	32.168	30.783	34.761	278.2	13	2'15.451	34.622	33.090	31.463	36.276	157.9
10	2'06.705	29.620	32.060	30.329	34.696	279.6	14	2'06.786	27.489	31.964	30.907	36.426	277.9
11	2'04.192	27.200	32.203	30.166	34.623	277.0	15	2'04.204	27.456	32.070	30.064	34.614	275.2
12	2'04.886	27.482	32.173	30.530	34.701	278.4	16	2'03.783	27.083	31.778	30.405	34.517	278.3
13	2'04.154	27.232	31.966	30.268	34.688	275.9							
14	2'12.915	32.139	35.039	30.589	35.148	274.6							
15	2'04.154	27.202	31.935	30.378	34.639	280.4							
16	2'03.509	26.911	31.865	30.111	34.622	277.2							
17	2'26.943	30.932	38.501	34.533	42.977	277.9							

14th 19 Xavier SIMEON Desguaces La Torre BEL
Runs=3 Total laps=16 Full laps=11

1	3'24.042	1'38.417	36.368	32.546	36.711	134.4
2	2'10.904	29.751	34.671	31.089	35.393	272.5
3	2'06.358	27.888	32.748	30.851	34.871	274.6
4	2'05.688	27.631	32.446	30.502	35.109	274.6
5	2'05.153	27.516	32.229	30.574	34.834	273.0
6	2'06.299	28.617	32.406	30.651	34.625	273.2
7	2'04.372	27.234	32.073	30.425	34.640	275.0
8	2'06.969	27.245	33.466	31.068	35.190	273.2
9	2'04.101	27.185	31.987	30.340	34.589	273.8
10	9'59.645 P	28.106	33.370	31.147	8'27.022	271.7
11	2'09.807	32.064	32.572	30.564	34.607	133.6
12	2'03.973	27.073	32.049	30.294	34.557	273.4
13	2'04.074	27.186	31.941	30.351	34.596	273.2
14	2'03.626	27.093	31.743	30.272	34.518	273.6
15	4'33.814 P	27.570	32.677	30.612	3'02.955	273.4
16	2'07.933	30.699	32.185	30.531	34.518	150.3

15th 54 Mattia PASINI NGM Mobile Racing ITA
Runs=3 Total laps=17 Full laps=12

1	2'33.914	48.094	36.731	32.874	36.215	154.6
2	2'07.499	28.228	32.894	31.272	35.105	278.0
3	2'06.320	27.771	32.539	30.979	35.031	277.8
4	2'06.044	27.642	32.510	31.040	34.852	278.2
5	2'04.999	27.201	32.182	30.774	34.842	278.7
6	2'04.574	27.297	31.993	30.695	34.589	277.2
7	2'15.923	29.298	35.006	36.907	34.712	277.9
8	2'06.795	27.229	33.161	30.702	35.703	278.4
9	9'13.826 P	27.115	31.984	31.110	7'43.617	277.7
10	2'10.360	32.442	32.489	30.762	34.667	142.8
11	2'18.730	27.253	36.901	34.601	39.975	279.3
12	2'05.566	27.173	32.456	30.937	35.000	278.4
13	2'06.313	28.969	32.221	30.430	34.693	277.9
14	2'04.607	27.265	32.007	30.453	34.882	278.7
15	4'22.641 P	27.220	32.087	30.507	2'52.827	278.0
16	2'08.761	31.280	32.159	30.463	34.859	151.0
17	2'03.775	27.008	31.772	30.301	34.694	277.1

16th 11 Sandro CORTESE Dynavolt Intact GP GER
Runs=3 Total laps=16 Full laps=11

1	3'40.340	1'52.484	36.593	33.695	37.568	151.8
2	2'14.170	30.355	35.062	32.509	36.244	277.9
3	2'09.613	28.925	33.720	31.518	35.450	277.7
4	2'07.630	28.445	32.931	30.955	35.299	276.6
5	2'06.537	28.011	32.708	30.815	35.003	276.7

17th 63 Mike DI MEGLIO Jir Moto2 FRA
Runs=2 Total laps=17 Full laps=14

1	3'06.232	1'19.891	35.832	33.263	37.246	123.7
2	2'11.736	28.538	33.206	31.145	38.847	275.3
3	2'06.950	27.760	32.878	30.945	35.367	271.6
4	2'06.393	27.602	32.549	30.971	35.271	272.6
5	2'10.649	27.310	32.319	34.133	36.887	271.9
6	2'06.013	27.271	32.868	30.857	35.017	270.7
7	9'27.122 P	27.261	33.588	31.935	7'54.338	273.7
8	2'25.856	39.408	33.940	30.749	41.759	103.1
9	2'03.834	26.941	31.775	30.382	34.736	273.8
10	2'07.967	26.951	32.678	31.439	36.899	273.6
11	2'14.053	30.988	35.055	31.451	36.559	271.0
12	2'07.521	27.287	33.695	31.373	35.166	273.4
13	2'17.900	27.062	33.151	39.879	37.808	269.2
14	2'04.220	27.090	31.865	30.425	34.840	273.0
15	2'06.018	28.385	32.506	30.225	34.902	272.8
16	2'25.208	27.088	35.622	33.275	49.223	272.5
17	2'04.286	27.282	31.930	30.427	34.647	275.7

18th 14 Ratthapark WILAIR Thai Honda PTT Gresit THA
Runs=3 Total laps=14 Full laps=9

1	3'06.656	1'21.623	35.451	32.805	36.777	157.2
2	2'07.857	28.955	32.644	31.160	35.098	259.8
3	2'06.962	27.846	32.732	30.976	35.408	276.9
4	2'06.112	27.584	32.498	30.931	35.099	278.0
5	2'05.293	27.568	32.238	30.803	34.684	276.0
6	2'03.992	27.108	31.960	30.448	34.476	278.1
7	2'03.878	27.228	31.962	30.286	34.402	279.5
8	10'50.175 P	31.812	33.165	31.087	9'14.111	279.0
9	2'23.517	35.337	34.221	36.286	37.673	145.6
10	2'06.499	27.735	32.703	30.919	35.142	278.2
11	7'16.593 P	27.557	32.317	31.258	5'45.461	275.3
12	2'29.092	32.871	38.389	39.853	37.979	130.5
13	2'23.213	28.391	34.066	31.279	49.477	273.4
14	2'03.972	27.363	31.817	30.472	34.320	277.1

19th 95 Anthony WEST QMMF Racing Team AUS
Runs=2 Total laps=15 Full laps=12

1	5'22.374	3'36.459	36.140	32.828	36.947	163.8
2	2'07.963	28.306	33.054	31.139	35.464	273.9
3	2'05.376	27.418	32.253	30.680	35.025	274.8
4	2'06.821	27.924	32.505	30.685	35.707	274.7
5	2'05.044	27.168	32.219	30.726	34.931	274.1
6	12'19.686 P	30.609	33.666	31.622	10'43.789	275.7
7	2'19.783	32.006	34.022	32.030	41.725	157.7
8	2'03.968	27.139	31.835	30.433	34.561	276.1
9	2'03.958	26.930	31.745	30.467	34.816	277.7
10	2'04.361	27.242	31.932	30.422	34.765	277.2
11	2'23.706	35.004	34.022	33.663	41.017	277.2
12	2'04.318	27.218	31.908	30.529	34.663	273.2

Fastest Lap: Pol ESPARGARO Tuenti HP 40 SPA **2'01.437** 26.396 31.208 29.749 34.084

These data/results cannot be reproduced, stored and/or transmitted in whole or in part by any manner of electronic, mechanical, photocopying, recording, broadcasting or otherwise now known or herein after developed without the previous express consent by the copyright owner, except for reproduction in daily press and regular printed publications on sale to the public within 60 days of the event related to those data/results and always provided that copyright symbol appears together as follows below.
© DORNA, 2013



Free Practice Nr. 1

Moto2

Lap	Lap Time	T1	T2	T3	T4	Speed	Lap	Lap Time	T1	T2	T3	T4	Speed
13	2'04.324	27.052	32.133	30.494	34.645	277.3	17	2'04.732	27.406	32.162	30.544	34.620	278.4
14	2'04.180	27.020	31.834	30.491	34.835	277.8	18	2'12.881	28.288	34.903	34.223	35.467	278.8
15	2'04.101	27.120	31.935	30.449	34.597	277.7							

20th 88 Ricard CARDUS							23rd 24 Toni ELIAS						
NGM Mobile Forward SPA							Blusens Avintia SPA						
Runs=3		Total laps=16			Full laps=11		Runs=3		Total laps=14			Full laps=9	
1	3'06.177	1'21.359	35.451	32.644	36.723	98.0	1	3'36.242	1'48.946	36.831	33.151	37.314	147.4
2	2'07.976	28.345	33.023	31.315	35.293	278.3	2	2'07.212	28.421	32.742	30.950	35.099	273.3
3	2'06.598	27.736	32.792	30.909	35.161	276.7	3	2'04.306	27.289	31.862	30.652	34.503	275.7
4	2'06.162	27.577	32.517	31.183	34.885	277.2	4	2'04.461	27.341	32.046	30.284	34.790	277.0
5	2'05.085	27.807	32.105	30.512	34.661	278.1	5	2'05.544	27.663	32.283	30.993	34.605	275.2
6	2'04.016	27.146	31.890	30.403	34.577	278.1	6	2'05.136	27.196	32.304	30.876	34.760	274.4
7	9'38.773 P	32.503	35.373	33.036	7'57.861	278.7	7	9'38.035 P	30.032	33.527	32.414	8'02.062	273.8
8	2'20.612	39.014	34.271	31.774	35.553	100.3	8	2'12.002	33.019	32.643	31.129	35.211	153.9
9	2'05.810	27.329	32.611	30.803	35.067	278.2	9	2'06.088	27.931	32.359	30.987	34.811	274.3
10	2'05.284	27.462	32.338	30.709	34.775	277.3	10	2'05.558	27.533	32.211	31.216	34.598	274.7
11	5'20.656 P	28.159	32.703	30.733	3'49.061	276.9	11	2'04.526	27.096	32.068	30.769	34.593	274.7
12	2'14.813	33.542	32.849	31.950	36.472	135.9	12	8'27.494 P	27.113	32.118	30.623	6'57.640	276.5
13	2'11.275	33.256	32.647	30.668	34.704	277.9	13	2'29.080	31.564	38.977	34.091	44.448	154.8
14	2'05.192	27.091	32.170	30.783	35.148	279.1	14	2'04.493	27.410	31.966	30.550	34.567	272.1
15	2'05.195	27.414	32.029	30.603	35.149	278.4							
16	2'05.129	27.452	32.267	30.664	34.746	278.7							

21st 72 Yuki TAKAHASHI							24th 49 Axel PONS						
Idemitsu Honda Team JPN							Tuenti HP 40 SPA						
Runs=2		Total laps=19			Full laps=16		Runs=2		Total laps=19			Full laps=15	
1	2'55.258	1'10.525	35.563	32.812	36.358	143.7	1	2'38.937	56.446	34.536	31.935	36.020	147.1
2	2'08.398	28.369	33.000	31.681	35.348	271.2	2	2'08.339	28.345	33.331	31.421	35.242	276.0
3	2'06.698	27.778	32.670	31.036	35.214	271.1	3	2'07.326	27.974	32.873	30.965	35.514	276.9
4	2'06.329	27.952	32.288	31.149	34.940	271.1	4	2'06.722	28.039	32.670	30.864	35.149	276.5
5	2'05.262	27.315	32.131	31.103	34.803	272.0	5	2'05.758	27.484	32.322	30.925	35.027	277.2
6	2'05.706	27.277	32.629	31.025	34.775	271.0	6	2'05.746	27.433	32.466	30.722	35.125	276.9
7	2'07.070	27.433	32.313	31.999	35.325	271.6	7	2'06.268	27.885	32.572	30.880	34.931	277.4
8	2'04.760	27.344	32.134	30.606	34.676	272.7	8	6'57.659 P	29.391	32.607	30.802	5'24.859	276.5
9	7'24.695 P	27.981	33.049	30.988	5'52.677	273.0	9	2'13.288	33.767	33.091	31.138	35.292	144.8
10	2'11.338	32.316	32.882	31.071	35.069	159.1	10	2'05.947	27.687	32.454	30.792	35.014	275.8
11	2'05.513	27.573	32.336	30.866	34.738	270.5	11	2'05.815	27.576	32.529	30.803	34.907	277.4
12	2'04.711	27.330	31.890	30.695	34.796	271.1	12	2'05.721	27.896	32.248	30.681	34.896	277.8
13	2'05.445	27.413	31.909	30.722	35.401	270.9	13	2'05.080	27.232	32.230	30.580	35.038	280.8
14	2'04.950	27.213	32.275	30.647	34.815	271.2	14	2'05.978	27.428	32.196	31.280	35.074	277.9
15	2'04.662	27.293	31.836	30.640	34.893	271.5	15	2'04.474	27.128	32.057	30.540	34.749	277.7
16	2'05.333	27.531	31.993	30.816	34.993	272.5	16	2'11.602	30.245	32.963	31.147	37.247	277.8
17	2'04.344	27.174	31.893	30.597	34.680	270.8	17	2'04.320	27.047	31.940	30.398	34.935	280.4
18	2'05.303	27.967	31.859	30.714	34.763	272.4	18	2'12.334	27.093	32.086	31.518	41.637	282.1
19	2'04.019	27.163	31.811	30.404	34.641	271.6		PIT	27.120	37.597	32.941		279.8

22nd 96 Louis ROSSI							25th 33 Sergio GADEA						
Tech 3 FRA							Interwetten Paddock SPA						
Runs=2		Total laps=18			Full laps=15		Runs=2		Total laps=18			Full laps=15	
1	2'40.058	57.415	34.765	32.200	35.678	147.2	1	2'37.859	49.703	37.042	34.181	36.933	157.7
2	2'07.518	28.059	33.042	31.386	35.031	276.2	2	2'10.299	29.244	33.941	31.672	35.442	273.8
3	2'07.025	28.114	32.616	31.138	35.157	278.5	3	2'07.850	28.236	32.822	31.213	35.579	278.2
4	2'05.522	27.601	32.391	30.700	34.830	278.9	4	2'21.870	33.698	34.216	38.272	35.684	277.5
5	2'06.244	27.479	32.123	31.268	35.374	277.7	5	2'07.257	28.164	32.688	31.208	35.197	278.0
6	2'05.544	27.509	32.378	30.776	34.881	277.4	6	2'06.205	27.888	32.416	31.096	34.805	276.4
7	2'08.149	28.942	33.412	30.823	34.972	277.5	7	2'06.879	28.067	32.774	31.094	34.944	277.3
8	9'50.784 P	27.750	32.325	31.181	8'19.528	276.8	8	2'05.743	27.763	32.456	30.639	34.885	276.7
9	2'17.738	35.581	32.898	31.359	37.900	116.0	9	9'36.979 P	29.930	32.773	31.451	8'02.825	277.7
10	2'10.581	28.320	32.534	34.521	35.206	273.7	10	2'19.261	33.658	35.382	34.722	35.499	158.8
11	2'05.337	27.464	32.306	30.653	34.914	276.0	11	2'05.538	27.638	32.235	30.807	34.858	277.2
12	2'05.019	27.451	32.178	30.706	34.684	275.6	12	2'06.721	27.637	32.669	31.013	35.402	278.0
13	2'04.870	27.360	31.990	30.578	34.942	275.7	13	2'05.486	27.597	32.223	30.724	34.942	277.7
14	2'04.669	27.272	32.102	30.485	34.810	275.0	14	2'08.482	29.685	32.459	30.899	35.439	274.3
15	2'12.963	34.539	33.071	30.625	34.728	276.2	15	2'04.716	27.557	32.026	30.537	34.596	277.0
16	2'04.148	27.327	31.935	30.277	34.609	277.9	16	2'04.697	27.474	32.075	30.557	34.591	278.2
							17	2'04.764	27.444	32.011	30.623	34.686	277.1
							18	2'14.459	29.517	35.617	32.821	36.504	273.3

Fastest Lap: Pol ESPARGARO Tuenti HP 40 SPA 2'01.437 26.396 31.208 29.749 34.084

These data/results cannot be reproduced, stored and/or transmitted in whole or in part by any manner of electronic, mechanical, photocopying, recording, broadcasting or otherwise now known or herein after developed without the previous express consent by the copyright owner, except for reproduction in daily press and regular printed publications on sale to the public within 60 days of the event related to those data/results and always provided that copyright symbol appears together as follows below.
© DORNA, 2013

Free Practice Nr. 1

Moto2

Lap	Lap Time	T1	T2	T3	T4	Speed	Lap	Lap Time	T1	T2	T3	T4	Speed
5	2'12.439	28.126	35.266	32.090	36.957	273.7							
6	2'11.642	28.784	33.432	32.788	36.638	272.7							
7	2'10.683	28.387	33.738	32.475	36.083	272.7							
8	2'11.133	28.234	33.455	32.570	36.874	271.2							
9	11'12.598 P	28.922	35.074	32.547	9'36.055	271.2							
10	2'21.253	37.379	34.235	32.798	36.841	136.9							
11	2'08.142	27.982	32.755	31.572	35.833	276.0							
12	2'09.985	27.684	33.012	32.275	37.014	276.7							
13	2'08.264	28.276	32.747	31.403	35.838	272.2							
	PIT	32.394	36.816	34.643		273.3							

Fastest Lap:	Pol ESPARGARO	Tuenti HP 40	SPA	2'01.437	26.396	31.208	29.749	34.084
---------------------	---------------	--------------	-----	-----------------	--------	--------	--------	--------

These data/results cannot be reproduced, stored and/or transmitted in whole or in part by any manner of electronic, mechanical, photocopying, recording, broadcasting or otherwise now known or herein after developed without the previous express consent by the copyright owner, except for reproduction in daily press and regular printed publications on sale to the public within 60 days of the event related to those data/results and always provided that copyright symbol appears together as follows below.

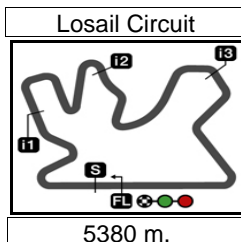
© DORNA, 2013

Official MotoGP Timing by **TISSOT**
www.motogp.com

Doha, Thursday, April 04, 2013

Page 6 of 6





Computerised results and timing service provided by **TISSOT**

Moto2

COMMERCIAL BANK GRAND PRIX OF QATAR

Free Practice Nr. 1

Best Partial Times

IT Ideal Lap Time, sum of the best partial times

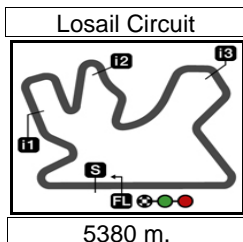
BT Best Lap Time

T1		T2		T3		T4				IT	BT	
Pos	Rider	Time	Rider	Time	Rider	Time	Rider	Time	Pos	Rider	IT	BT
1	P.ESPARGARO	26.396	T.NAKAGAMI	31.064	P.ESPARGARO	29.732	P.ESPARGARO	33.985	1	P.ESPARGAR	2'01.321	2'01.437 (1)
2	S.REDDING	26.615	P.ESPARGARO	31.208	E.RABAT	29.750	E.RABAT	34.018	2	T.NAKAGAMI	2'01.600	2'01.755 (2)
3	M.KALLIO	26.694	E.RABAT	31.282	T.NAKAGAMI	29.754	T.NAKAGAMI	34.074	3	E.RABAT	2'01.763	2'02.004 (3)
4	T.NAKAGAMI	26.708	J.SIMON	31.314	S.REDDING	29.855	D.AEGERTER	34.119	4	S.REDDING	2'02.066	2'02.223 (4)
5	E.RABAT	26.713	S.REDDING	31.370	J.SIMON	29.977	J.SIMON	34.163	5	J.SIMON	2'02.226	2'02.321 (5)
6	S.CORSI	26.718	M.KALLIO	31.429	J.ZARCO	30.018	S.REDDING	34.226	6	M.KALLIO	2'02.488	2'02.701 (7)
7	N.TEROL	26.726	J.ZARCO	31.502	S.CORSI	30.020	R.KRUMMENACH	34.230	7	S.CORSI	2'02.561	2'02.563 (6)
8	J.SIMON	26.772	S.CORSI	31.507	R.KRUMMENAC	30.050	M.KALLIO	34.237	8	D.AEGERTER	2'02.582	2'02.826 (9)
9	J.ZARCO	26.780	D.AEGERTER	31.551	D.AEGERTER	30.052	N.TEROL	34.299	9	J.ZARCO	2'02.658	2'02.854 (10)
10	D.AEGERTER	26.860	N.TEROL	31.573	S.CORTESE	30.064	S.CORSI	34.316	10	N.TEROL	2'02.697	2'02.795 (8)
11	M.SCHROTTER	26.911	X.SIMEON	31.743	N.TEROL	30.099	R.WILAIROT	34.320	11	R.KRUMMENA	2'03.043	2'03.357 (12)
12	A.WEST	26.930	A.WEST	31.745	M.SCHROTTER	30.111	J.ZARCO	34.358	12	S.CORTESE	2'03.442	2'03.783 (16)
13	M.DI MEGLIO	26.941	R.KRUMMENACH	31.763	M.KALLIO	30.128	T.ELIAS	34.503	13	M.SCHROTTE	2'03.509	2'03.509 (13)
14	R.KRUMMENAC	27.000	M.PASINI	31.772	M.DI MEGLIO	30.225	S.CORTESE	34.517	14	R.WILAIROT	2'03.531	2'03.878 (18)
15	M.PASINI	27.008	M.DI MEGLIO	31.775	X.SIMEON	30.272	X.SIMEON	34.518	15	M.DI MEGLIO	2'03.588	2'03.834 (17)
16	A.PONS	27.047	S.CORTESE	31.778	L.ROSSI	30.277	D.KENT	34.557	16	X.SIMEON	2'03.606	2'03.626 (14)
17	X.SIMEON	27.073	Y.TAKAHASHI	31.811	T.ELIAS	30.284	A.WEST	34.561	17	A.WEST	2'03.658	2'03.958 (19)
18	S.CORTESE	27.083	R.WILAIROT	31.817	R.WILAIROT	30.286	R.CARDUS	34.577	18	M.PASINI	2'03.670	2'03.775 (15)
19	R.CARDUS	27.091	T.ELIAS	31.862	M.PASINI	30.301	M.PASINI	34.589	19	T.ELIAS	2'03.745	2'04.306 (23)
20	T.ELIAS	27.096	M.SCHROTTER	31.865	A.PONS	30.398	S.GADEA	34.591	20	R.CARDUS	2'03.961	2'04.016 (20)
21	R.WILAIROT	27.108	R.CARDUS	31.890	R.CARDUS	30.403	L.ROSSI	34.609	21	Y.TAKAHASHI	2'04.019	2'04.019 (21)
22	Y.TAKAHASHI	27.163	L.ROSSI	31.935	Y.TAKAHASHI	30.404	M.SCHROTTER	34.622	22	L.ROSSI	2'04.093	2'04.148 (22)
23	L.ROSSI	27.272	A.PONS	31.940	A.WEST	30.422	Y.TAKAHASHI	34.641	23	A.PONS	2'04.134	2'04.320 (24)
24	J.TORRES	27.307	S.GADEA	32.011	S.GADEA	30.537	M.DI MEGLIO	34.647	24	S.GADEA	2'04.583	2'04.697 (25)

These data/results cannot be reproduced, stored and/or transmitted in whole or in part by any manner of electronic, mechanical, photocopying, recording, broadcasting or otherwise now known or herein after developed without the previous express consent by the copyright owner, except for reproduction in daily press and regular printed publications on sale to the public within 60 days of the event related to those data/results and always provided that copyright symbol appears together as follows below.
© DORNA, 2013

Official MotoGP Timing by **TISSOT**
www.motogp.com





Computerised results and timing service provided by **TISSOT**

Moto2

COMMERCIAL BANK GRAND PRIX OF QATAR

Free Practice Nr. 1

Best Partial Times

IT Ideal Lap Time, sum of the best partial times

BT Best Lap Time

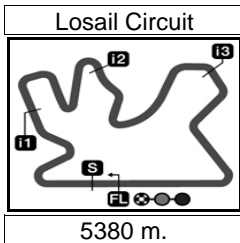
<i>T1</i>		<i>T2</i>		<i>T3</i>		<i>T4</i>				<i>IT</i>	<i>BT</i>	
<i>Pos</i>	<i>Rider</i>	<i>Time</i>	<i>Rider</i>	<i>Time</i>	<i>Rider</i>	<i>Time</i>	<i>Rider</i>	<i>Time</i>	<i>Pos</i>	<i>Rider</i>		
25	D.KENT	27.377	D.KENT	32.144	D.KENT	30.622	A.PONS	34.749	25	D.KENT	2'04.700	2'04.899 (26)
26	S.GADEA	27.444	J.TORRES	32.162	J.TORRES	30.627	J.TORRES	34.751	26	J.TORRES	2'04.847	2'05.361 (27)
27	S.ODENDAAL	27.532	D.PRADITA	32.280	D.PRADITA	30.909	D.PRADITA	35.085	27	D.PRADITA	2'05.814	2'05.982 (28)
28	D.PRADITA	27.540	A.MONCAYO	32.529	A.MONCAYO	30.951	A.MONCAYO	35.136	28	A.MONCAYO	2'06.431	2'06.769 (30)
29	R.SUCIPTO	27.684	R.SUCIPTO	32.560	S.ODENDAAL	31.083	S.ODENDAAL	35.218	29	S.ODENDAAL	2'06.520	2'06.748 (29)
30	A.MONCAYO	27.815	S.ODENDAAL	32.687	K.SMITH	31.261	K.SMITH	35.347	30	R.SUCIPTO	2'07.345	2'08.062 (32)
31	K.SMITH	28.255	K.SMITH	32.713	R.SUCIPTO	31.361	R.SUCIPTO	35.740	31	K.SMITH	2'07.576	2'07.576 (31)
32	A.DE ANGELIS		A.DE ANGELIS		A.DE ANGELIS		A.DE ANGELIS		32	A.DE ANGELIS		2'03.005 (11)

These data/results cannot be reproduced, stored and/or transmitted in whole or in part by any manner of electronic, mechanical, photocopying, recording, broadcasting or otherwise now known or herein after developed without the previous express consent by the copyright owner, except for reproduction in daily press and regular printed publications on sale to the public within 60 days of the event related to those data/results and always provided that copyright symbol appears together as follows below.

© DORNA, 2013

Official MotoGP Timing by **TISSOT**
www.motogp.com





Computerised results and timing service provided by **TISSOT**

Moto2

COMMERCIAL BANK GRAND PRIX OF QATAR

Free Practice Nr. 1

Fastest Laps Sequence

<i>Practice Time</i>	 <i>Rider</i>	<i>Nation</i>	<i>Motorcycle</i>	<i>Time</i>	<i>Km/h</i>	<i>Rider's Lap</i>
4'41.413	54 Mattia PASINI	ITA	SPEED UP	2'07.499	151.9	2
4'59.623	36 Mika KALLIO	FIN	KALEX	2'07.044	152.4	2
5'26.759	18 Nicolas TEROL	SPA	SUTER	2'06.864	152.6	2
5'45.348	40 Poł ESPARGARO	SPA	PONS KALEX	2'06.371	153.2	2
6'30.319	30 Takaaki NAKAGAMI	JPN	KALEX	2'05.205	154.6	2
7'03.701	36 Mika KALLIO	FIN	KALEX	2'04.078	156.0	3
8'33.612	30 Takaaki NAKAGAMI	JPN	KALEX	2'03.293	157.0	3
9'52.825	40 Poł ESPARGARO	SPA	PONS KALEX	2'03.029	157.4	4
10'36.327	30 Takaaki NAKAGAMI	JPN	KALEX	2'02.715	157.8	4
12'38.829	30 Takaaki NAKAGAMI	JPN	KALEX	2'02.502	158.1	5
28'24.921	40 Poł ESPARGARO	SPA	PONS KALEX	2'02.297	158.3	11
30'26.838	40 Poł ESPARGARO	SPA	PONS KALEX	2'01.917	158.8	12
35'17.400	30 Takaaki NAKAGAMI	JPN	KALEX	2'01.755	159.0	11
42'10.452	40 Poł ESPARGARO	SPA	PONS KALEX	2'01.448	159.4	16
46'17.144	40 Poł ESPARGARO	SPA	PONS KALEX	2'01.437	159.4	18

These data/results cannot be reproduced, stored and/or transmitted in whole or in part by any manner of electronic, mechanical, photocopying, recording, broadcasting or otherwise now known or herein after developed without the previous express consent by the copyright owner, except for reproduction in daily press and regular printed publications on sale to the public within 60 days of the event related to those data/results and always provided that copyright symbol appears together as follows below.

© DORNA, 2013

Official MotoGP Timing by **TISSOT**
www.motogp.com



Doha, Thursday, April 04, 2013