

Computerised results and timing service provided by **TISSOT**


Moto2

COMMERCIAL BANK GRAND PRIX OF QATAR

Free Practice Nr. 2

Classification

6

	<i>Rider</i>	<i>Nation</i>	<i>Team</i>	<i>Motorcycle</i>	<i>Time</i>	<i>Lap Total</i>	<i>Gap</i>	<i>Top Speed</i>
1	30 Takaaki NAKAGAMI	JPN	Italtrans Racing Team	KALEX	2'00.924	16 16		280.2
2	80 Esteve RABAT	SPA	Tuenti HP 40	PONS KALEX	2'01.016	17 17	0.092 0.092	280.0
3	40 PoI ESPARGARO	SPA	Tuenti HP 40	PONS KALEX	2'01.110	13 16	0.186 0.094	282.0
4	45 Scott REDDING	GBR	Marc VDS Racing Team	KALEX	2'01.433	11 18	0.509 0.323	278.4
5	60 Julian SIMON	SPA	Italtrans Racing Team	KALEX	2'01.838	3 13	0.914 0.405	277.6
6	3 Simone CORSI	ITA	NGM Mobile Racing	SPEED UP	2'01.846	14 16	0.922 0.008	281.1
7	77 Dominique AEGERTER	SWI	Technomag carXpert	SUTER	2'01.940	10 16	1.016 0.094	279.5
8	36 Mika KALLIO	FIN	Marc VDS Racing Team	KALEX	2'01.981	11 17	1.057 0.041	277.2
9	15 Alex DE ANGELIS	RSM	NGM Mobile Forward Racing	SPEED UP	2'02.051	18 18	1.127 0.070	278.0
10	18 Nicolas TEROL	SPA	Mapfre Aspar Team Moto2	SUTER	2'02.121	14 14	1.197 0.070	278.7
11	14 Ratthapark WILAIROT	THA	Thai Honda PTT Gresini Moto2	SUTER	2'02.323	14 16	1.399 0.202	280.8
12	49 Axel PONS	SPA	Tuenti HP 40	PONS KALEX	2'02.527	16 16	1.603 0.204	280.4
13	63 Mike DI MEGLIO	FRA	Jir Moto2	MOTOBI	2'02.601	16 16	1.677 0.074	276.9
14	23 Marcel SCHROTTER	GER	Desguaces La Torre SAG	KALEX	2'02.638	13 18	1.714 0.037	281.0
15	11 Sandro CORTESE	GER	Dynavolt Intact GP	KALEX	2'02.694	15 16	1.770 0.056	282.9
16	4 Randy KRUMMENACHER	SWI	Technomag carXpert	SUTER	2'02.755	4 10	1.831 0.061	277.9
17	5 Johann ZARCO	FRA	Came Iodaracing Project	SUTER	2'02.800	3 16	1.876 0.045	279.5
18	24 Toni ELIAS	SPA	Blusens Avintia	KALEX	2'02.843	15 15	1.919 0.043	278.6
19	81 Jordi TORRES	SPA	Mapfre Aspar Team Moto2	SUTER	2'03.134	18 18	2.210 0.291	273.7
20	96 Louis ROSSI	FRA	Tech 3	TECH 3	2'03.145	4 15	2.221 0.011	278.9
21	88 Ricard CARDUS	SPA	NGM Mobile Forward Racing	SPEED UP	2'03.181	17 17	2.257 0.036	283.0
22	19 Xavier SIMEON	BEL	Desguaces La Torre Maptaq	KALEX	2'03.208	9 11	2.284 0.027	274.9
23	33 Sergio GADEA	SPA	Interwetten Paddock	SUTER	2'03.405	16 17	2.481 0.197	280.7
24	52 Danny KENT	GBR	Tech 3	TECH 3	2'03.420	16 17	2.496 0.015	277.4
25	95 Anthony WEST	AUS	QMMF Racing Team	SPEED UP	2'03.427	10 14	2.503 0.007	280.3
26	72 Yuki TAKAHASHI	JPN	Idemitsu Honda Team Asia	MORIWAKI	2'04.200	3 17	3.276 0.773	274.8
27	54 Mattia PASINI	ITA	NGM Mobile Racing	SPEED UP	2'05.044	2 7	4.120 0.844	283.8
28	7 Doni Tata PRADITA	INA	Federal Oil Gresini Moto2	SUTER	2'05.087	17 17	4.163 0.043	276.2
29	17 Alberto MONCAYO	SPA	Argiñano & Gines Racing	SPEED UP	2'05.131	15 16	4.207 0.044	279.7
30	9 Kyle SMITH	GBR	Blusens Avintia	KALEX	2'05.732	19 19	4.808 0.601	277.0
31	44 Steven ODENDAAL	RSA	Argiñano & Gines Racing	SPEED UP	2'06.120	2 2	5.196 0.388	275.5
32	97 Rafid Topan SUCIPTO	INA	QMMF Racing Team	SPEED UP	2'07.050	2 11	6.126 0.930	276.1

Practice condition Dry
 Air: 27°
 Humidity: 52%
 Ground: 27°

<i>Fastest Lap:</i>	Lap: 16	Takaaki NAKAGAMI	2'00.924	160.1 Km/h
<i>Circuit Record Lap:</i>	2012	Marc MARQUEZ	2'00.645	160.5 Km/h
<i>Circuit Best Lap:</i>	2011	Stefan BRADL	2'00.168	161.1 Km/h

The results are provisional until the end of the limit for protest and appeals.

Time limit for protest expires 60' after publication of the results - Mr. Time:

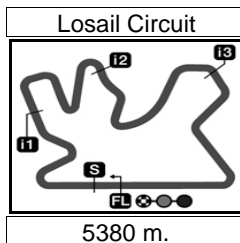
These data/results cannot be reproduced, stored and/or transmitted in whole or in part by any manner of electronic, mechanical, photocopying, recording, broadcasting or otherwise now known or herein after developed without the previous express consent by the copyright owner, except for reproduction in daily press and regular printed publications on sale to the public within 60 days of the event related to those data/results and always provided that copyright symbol appears together as follows below.

© DORNA, 2013

Official MotoGP Timing by **TISSOT**
 www.motogp.com



Doha, Thursday, April 04, 2013



Computerised results and timing service provided by **TISSOT**


Moto2

COMMERCIAL BANK GRAND PRIX OF QATAR

Free Practice Nr. 2

Combined Free Practice Times

7

	Rider	Nation	Team	MOTORCYCLE	FP1	FP2	Gap
1	30 T.NAKAGAMI	JPN	Italtrans Racing Team	KALEX	2'01.755 11	2'00.924 16	
2	80 E.RABAT	SPA	Tuenti HP 40	PONS KALEX	2'02.004 14	2'01.016 17	0.092 0.092
3	40 P.ESPARGARO	SPA	Tuenti HP 40	PONS KALEX	2'01.437 18	2'01.110 13	0.186 0.094
4	45 S.REDDING	GBR	Marc VDS Racing Team	KALEX	2'02.223 15	2'01.433 11	0.509 0.323
5	60 J.SIMON	SPA	Italtrans Racing Team	KALEX	2'02.321 12	2'01.838 3	0.914 0.405
6	3 S.CORSI	ITA	NGM Mobile Racing	SPEED UP	2'02.563 15	2'01.846 14	0.922 0.008
7	77 D.AEGERTER	SWI	Technomag carXpert	SUTER	2'02.826 13	2'01.940 10	1.016 0.094
8	36 M.KALLIO	FIN	Marc VDS Racing Team	KALEX	2'02.701 17	2'01.981 11	1.057 0.041
9	15 A.DE ANGELIS	RSM	NGM Mobile Forward Racing	SPEED UP	2'03.005 15	2'02.051 18	1.127 0.070
10	18 N.TEROL	SPA	Mapfre Aspar Team Moto2	SUTER	2'02.795 16	2'02.121 14	1.197 0.070
11	14 R.WILAIROT	THA	Thai Honda PTT Gresini Moto2	SUTER	2'03.878 7	2'02.323 14	1.399 0.202
12	49 A.PONS	SPA	Tuenti HP 40	PONS KALEX	2'04.320 17	2'02.527 16	1.603 0.204
13	63 M.DI MEGLIO	FRA	Jir Moto2	MOTOBI	2'03.834 9	2'02.601 16	1.677 0.074
14	23 M.SCHROTTER	GER	Desguaces La Torre SAG	KALEX	2'03.509 16	2'02.638 13	1.714 0.037
15	11 S.CORTESE	GER	Dynavolt Intact GP	KALEX	2'03.783 16	2'02.694 15	1.770 0.056
16	4 R.KRUMMENACH	SWI	Technomag carXpert	SUTER	2'03.357 16	2'02.755 4	1.831 0.061
17	5 J.ZARCO	FRA	Came Iodaracing Project	SUTER	2'02.854 5	2'02.800 3	1.876 0.045
18	24 T.ELIAS	SPA	Blusens Avintia	KALEX	2'04.306 3	2'02.843 15	1.919 0.043
19	81 J.TORRES	SPA	Mapfre Aspar Team Moto2	SUTER	2'05.361 12	2'03.134 18	2.210 0.291
20	96 L.ROSSI	FRA	Tech 3	TECH 3	2'04.148 16	2'03.145 4	2.221 0.011
21	88 R.CARDUS	SPA	NGM Mobile Forward Racing	SPEED UP	2'04.016 6	2'03.181 17	2.257 0.036
22	19 X.SIMEON	BEL	Desguaces La Torre Maptaq	KALEX	2'03.626 14	2'03.208 9	2.284 0.027
23	33 S.GADEA	SPA	Interwetten Paddock	SUTER	2'04.697 16	2'03.405 16	2.481 0.197
24	52 D.KENT	GBR	Tech 3	TECH 3	2'04.899 11	2'03.420 16	2.496 0.015
25	95 A.WEST	AUS	QMMF Racing Team	SPEED UP	2'03.958 9	2'03.427 10	2.503 0.007
26	54 M.PASINI	ITA	NGM Mobile Racing	SPEED UP	2'03.775 17	2'05.044 2	2.851 0.348
27	72 Y.TAKAHASHI	JPN	Idemitsu Honda Team Asia	MORIWAKI	2'04.019 19	2'04.200 3	3.095 0.244
28	7 D.PRADITA	INA	Federal Oil Gresini Moto2	SUTER	2'05.982 11	2'05.087 17	4.163 1.068
29	17 A.MONCAYO	SPA	Argiñano & Gines Racing	SPEED UP	2'06.769 15	2'05.131 15	4.207 0.044
30	9 K.SMITH	GBR	Blusens Avintia	KALEX	2'07.576 16	2'05.732 19	4.808 0.601
31	44 S.ODENDAAL	RSA	Argiñano & Gines Racing	SPEED UP	2'06.748 18	2'06.120 2	5.196 0.388
32	97 R.SUCIPTO	INA	QMMF Racing Team	SPEED UP	2'08.062 4	2'07.050 2	6.126 0.930

Pole Position Record:	2011	Stefan BRADL	2'00.168	161.1 Km/h
Circuit Record Lap:	2012	Marc MARQUEZ	2'00.645	160.5 Km/h
Circuit Best Lap:	2011	Stefan BRADL	2'00.168	161.1 Km/h

The results are provisional until the end of the limit for protest and appeals.

Time limit for protest expires 60' after publication of the results - Mr. Time:

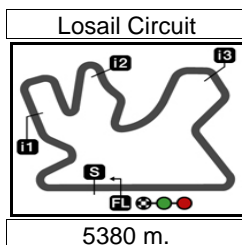
These data/results cannot be reproduced, stored and/or transmitted in whole or in part by any manner of electronic, mechanical, photocopying, recording, broadcasting or otherwise now known or herein after developed without the previous express consent by the copyright owner, except for reproduction in daily press and regular printed publications on sale to the public within 60 days of the event related to those data/results and always provided that copyright symbol appears together as follows below.

© DORNA, 2013

Official MotoGP Timing by **TISSOT**
www.motogp.com

Doha, Thursday, April 04, 2013





Computerised results and timing service provided by **TISSOT**

Moto2

COMMERCIAL BANK GRAND PRIX OF QATAR

Free Practice Nr. 2

Top Speed & Average

8



<i>Rider</i>	<i>Nation</i>	<i>Motorcycle</i>	<i>Top 5 speeds</i>					<i>Average</i>	<i>Top</i>
54 Mattia PASINI	ITA	SPEED UP	283.8	281.5	279.3	278.8	278.5	280.4	283.8
88 Ricard CARDUS	SPA	SPEED UP	283.0	281.1	281.1	279.9	279.4	280.9	283.0
11 Sandro CORTESE	GER	KALEX	282.9	279.8	279.7	278.9	278.0	279.9	282.9
40 Pol ESPARGARO	SPA	PONS KALEX	282.0	279.2	278.8	277.5	277.1	278.9	282.0
3 Simone CORSI	ITA	SPEED UP	281.1	279.9	279.6	279.2	278.8	279.7	281.1
23 Marcel SCHROTTER	GER	KALEX	281.0	279.6	279.4	278.5	278.4	279.4	281.0
14 Ratthapark WILAIROT	THA	SUTER	280.8	280.0	279.9	279.3	279.2	279.8	280.8
33 Sergio GADEA	SPA	SUTER	280.7	280.0	280.0	279.5	278.7	279.8	280.7
49 Axel PONS	SPA	PONS KALEX	280.4	279.7	279.3	278.9	278.1	279.3	280.4
95 Anthony WEST	AUS	SPEED UP	280.3	280.2	279.1	278.3	278.0	279.2	280.3
30 Takaaki NAKAGAMI	JPN	KALEX	280.2	278.4	278.3	277.9	277.6	278.5	280.2
80 Esteve RABAT	SPA	PONS KALEX	280.0	279.6	279.4	279.1	278.5	279.3	280.0
17 Alberto MONCAYO	SPA	SPEED UP	279.7	279.3	279.2	279.2	278.5	279.1	279.7
5 Johann ZARCO	FRA	SUTER	279.5	278.9	278.7	278.4	277.2	278.5	279.5
77 Dominique AEGERTER	SWI	SUTER	279.5	278.4	277.0	276.8	276.7	277.7	279.5
96 Louis ROSSI	FRA	TECH 3	278.9	278.4	278.4	278.3	278.0	278.4	278.9
18 Nicolas TEROL	SPA	SUTER	278.7	278.1	277.3	276.3	275.7	277.2	278.7
24 Toni ELIAS	SPA	KALEX	278.6	277.9	277.7	277.7	275.2	277.1	278.6
45 Scott REDDING	GBR	KALEX	278.4	278.2	278.1	277.0	276.9	277.7	278.4
15 Alex DE ANGELIS	RSM	SPEED UP	278.0	277.9	277.9	277.9	277.8	277.9	278.0
4 Randy KRUMMENACHER	SWI	SUTER	277.9	277.4	277.4	276.0	275.1	276.8	277.9
60 Julian SIMON	SPA	KALEX	277.6	276.8	275.9	275.5	275.4	276.2	277.6
52 Danny KENT	GBR	TECH 3	277.4	276.4	275.7	275.5	275.2	276.0	277.4
36 Mika KALLIO	FIN	KALEX	277.2	276.9	276.9	276.6	276.2	276.6	277.2
9 Kyle SMITH	GBR	KALEX	277.0	276.9	276.4	275.9	275.5	276.3	277.0
63 Mike DI MEGLIO	FRA	MOTOBI	276.9	276.4	276.4	276.0	274.6	276.1	276.9
7 Doni Tata PRADITA	INA	SUTER	276.2	276.1	275.5	274.1	273.9	275.2	276.2
97 Rafid Topan SUCIPTO	INA	SPEED UP	276.1	276.1	275.6	274.6	273.8	275.2	276.1
44 Steven ODENDAAL	RSA	SPEED UP	275.5	274.8	165.6			238.6	275.5
19 Xavier SIMEON	BEL	KALEX	274.9	274.8	272.2	272.1	271.0	272.7	274.9
72 Yuki TAKAHASHI	JPN	MORIWAKI	274.8	274.1	272.8	272.7	272.6	273.3	274.8
81 Jordi TORRES	SPA	SUTER	273.7	273.4	273.1	273.1	273.0	273.3	273.7

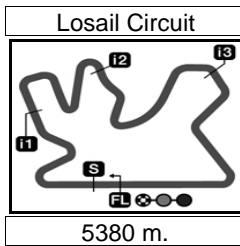
These data/results cannot be reproduced, stored and/or transmitted in whole or in part by any manner of electronic, mechanical, photocopying, recording, broadcasting or otherwise now known or herein after developed without the previous express consent by the copyright owner, except for reproduction in daily press and regular printed publications on sale to the public within 60 days of the event related to those data/results and always provided that copyright symbol appears together as follows below.

© DORNA, 2013

Official MotoGP Timing by **TISSOT**
www.motogp.com



Doha, Thursday, April 04, 2013



Computerised results and timing service provided by **TISSOT**

Moto2

COMMERCIAL BANK GRAND PRIX OF QATAR

Free Practice Nr. 2

Chronological Analysis of Performances

9

P Crossing the finish line in pit lane		T1 Time from finish line to 1st intermediate				T2 Time from 1st intermed. to 2nd intermed.				T3 Time from 2nd intermed. to 3rd intermed.				T4 Time from 3rd intermediate to finish line			
Lap	Lap Time	T1	T2	T3	T4	Speed	Lap	Lap Time	T1	T2	T3	T4	Speed				
1st	30	Takaaki NAKAGAMI Italtrans Racing Team JPN				Runs=4	Total laps=16	Full laps=9	11	2'01.283	26.527	31.119	29.757	33.880	278.8		
									12	2'01.264	26.369	31.217	29.737	33.941	277.1		
									13	2'01.110	26.411	31.078	29.581	34.040	277.5		
									14	4'36.385 P	29.254	34.137	31.744	3'01.250	276.1		
									15	2'06.077	30.323	31.688	29.911	34.155	162.3		
									16	2'05.163	26.391	31.256	29.669	37.847	279.2		
4th	45	Scott REDDING Marc VDS Racing Tea GBR				Runs=3	Total laps=18	Full laps=13	1	3'03.720	1'24.727	33.404	30.675	34.914	153.5		
									2	2'02.978	27.011	31.716	29.864	34.387	273.6		
									3	2'02.368	26.739	31.655	29.821	34.153	276.1		
									4	2'02.282	26.501	31.618	29.803	34.360	278.4		
									5	2'01.693	26.508	31.385	29.618	34.182	276.6		
									6	2'01.983	26.554	31.327	29.808	34.294	278.1		
									7	6'47.321 P	28.547	32.743	30.231	5'15.800	276.4		
									8	2'10.637	32.954	32.881	30.177	34.625	145.7		
									9	2'01.700	26.681	31.153	29.751	34.115	275.0		
									10	2'02.392	26.538	31.747	29.858	34.249	278.2		
									11	2'01.433	26.601	31.183	29.550	34.099	274.8		
									12	2'01.521	26.457	31.199	29.627	34.238	275.7		
									13	2'06.401	28.843	32.207	30.078	35.273	276.7		
									14	2'01.645	26.441	31.132	29.681	34.391	276.9		
									15	4'50.300 P	27.573	31.631	29.947	3'21.149	277.0		
									16	2'10.989	32.844	33.433	30.292	34.420	137.6		
									17	2'01.635	26.611	31.168	29.744	34.112	275.1		
									18	2'07.848	26.841	31.864	31.350	37.793	273.9		
2nd	80	Esteve RABAT Tuenti HP 40 SPA				Runs=2	Total laps=18	Full laps=14	1	3'59.328	2'22.308	32.204	30.468	34.348	163.1		
									2	2'02.371	26.977	31.370	29.913	34.111	277.9		
									3	2'01.634	26.630	31.351	29.718	33.935	278.0		
									4	2'01.846	26.705	31.348	29.747	34.046	280.0		
									5	2'01.409	26.700	31.132	29.639	33.938	279.6		
									6	2'01.375	26.629	31.200	29.683	33.863	277.9		
									7	2'03.416	26.507	31.234	30.484	35.191	279.1		
									8	9'29.596 P	27.205	31.328	30.013	8'01.050	277.3		
									9	2'13.722	31.948	31.751	30.056	39.967	159.1		
									10	2'02.635	27.347	31.465	29.797	34.026	276.4		
									11	2'01.818	26.703	31.219	29.828	34.068	277.9		
									12	2'03.976	26.626	31.514	30.831	35.005	278.5		
									13	2'01.595	26.633	31.316	29.630	34.016	278.1		
									14	2'01.445	26.582	31.003	29.861	33.999	277.4		
									15	2'02.567	26.707	31.370	29.935	34.555	271.8		
									16	2'01.196	26.557	30.956	29.738	33.945	279.4		
									17	2'01.016	26.415	31.031	29.632	33.938	277.4		
									PIT	26.581	31.012	29.751		278.3			
3rd	40	Poi ESPARGARO Tuenti HP 40 SPA				Runs=4	Total laps=16	Full laps=9	1	3'29.438	1'50.741	32.818	30.971	34.908	166.0		
									2	2'03.446	26.882	31.877	30.077	34.610	275.5		
									3	2'02.729	26.623	31.604	30.099	34.403	282.0		
									4	6'12.955 P	29.001	32.949	32.273	4'38.732	276.7		
									5	2'09.665	32.112	32.531	30.572	34.450	152.7		
									6	2'02.183	26.658	31.468	30.068	33.989	275.5		
									7	2'01.924	26.587	31.343	29.857	34.137	276.7		
									8	2'01.646	26.527	31.474	29.712	33.933	276.7		
									9	6'34.474 P	31.011	34.260	31.917	4'57.286	270.2		
									10	2'08.917	31.390	32.451	30.318	34.758	157.3		
5th	60	Julian SIMON Italtrans Racing Team SPA				Runs=4	Total laps=13	Full laps=6	1	3'12.397	1'35.318	32.284	30.244	34.551	155.7		
									2	2'03.008	26.788	31.796	30.141	34.283	275.4		
									3	2'01.838	26.687	31.187	29.751	34.213	275.9		
									4	2'02.082	26.686	31.292	29.917	34.187	276.8		
									5	9'51.447 P	30.035	34.213	29.862	8'17.337	274.9		
									6	2'08.691	32.365	31.769	30.174	34.383	151.8		
									7	2'14.780	28.914	32.338	31.126	42.402	274.8		
									8	2'02.427	26.845	31.389	29.960	34.233	275.0		
									9	11'05.913 P	28.560	32.939	31.099	9'33.315	277.6		
									10	2'08.659	31.948	32.140	30.171	34.400	152.2		
									11	2'02.483	26.790	31.417	29.921	34.355	274.8		
									12	3'05.931 P	38.450	35.416	34.547	1'17.518	275.5		
									13	2'10.128	31.800	32.568	30.607	35.153	153.1		
6th	3	Simone CORSI NGM Mobile Racing ITA				Runs=3	Total laps=16	Full laps=11	1	3'38.168	1'59.491	33.222	30.785	34.670	155.1		
									2	2'02.759	27.092	31.558	29.997	34.112	277.2		
									3	2'02.337	26.777	31.564	29.924	34.072	278.1		
									4	2'02.749	26.705	31.744	30.046	34.254	279.6		
									5	2'02.446	26.707	31.474	29.945	34.320	281.1		
									6	5'23.885 P	27.391	32.342	30.665	3'53.487	277.7		

Fastest Lap: Takaaki NAKAGAMI Italtrans Racing Team JPN **2'00.924** 26.389 30.984 29.574 33.977

These data/results cannot be reproduced, stored and/or transmitted in whole or in part by any manner of electronic, mechanical, photocopying, recording, broadcasting or otherwise now known or herein after developed without the previous express consent by the copyright owner, except for reproduction in daily press and regular printed publications on sale to the public within 60 days of the event related to those data/results and always provided that copyright symbol appears together as follows below.
© DORNA, 2013



Free Practice Nr. 2

Moto2

Lap	Lap Time	T1	T2	T3	T4	Speed	Lap	Lap Time	T1	T2	T3	T4	Speed
7	2'13.129	33.397	33.568	31.207	34.957	143.5	12	2'12.639	36.702	31.661	29.980	34.296	277.0
8	2'04.330	27.354	31.962	30.480	34.534	277.2	13	2'02.855	26.846	31.733	30.017	34.259	277.4
9	2'03.468	26.940	31.761	30.257	34.510	278.2	14	2'24.603	33.740	37.043	34.426	39.394	277.7
10	2'03.167	26.799	31.762	30.204	34.402	279.2	15	2'19.032	30.921	35.707	31.221	41.183	278.0
11	9'43.952 P	29.090	33.040	30.906	8'10.916	279.9	16	2'02.428	26.824	31.463	29.911	34.230	277.9
12	2'11.327	32.786	33.095	30.740	34.706	152.1	17	2'13.771	28.771	33.996	33.408	37.596	277.4
13	2'02.758	27.077	31.586	29.950	34.145	277.5	18	2'02.051	26.756	31.403	29.875	34.017	277.4
14	2'01.846	26.539	31.296	29.896	34.115	278.3							
15	2'15.226	30.209	34.880	35.627	34.510	278.8							
16	2'01.945	26.577	31.296	29.828	34.244	278.7							

7th 77 Dominique AEGERT Technomag carXpert SWI
Runs=3 Total laps=16 Full laps=11

1	2'29.607	49.408	33.655	31.419	35.125	145.5
2	2'03.662	27.252	31.885	30.234	34.291	274.1
3	2'02.648	26.808	31.477	30.045	34.318	276.4
4	2'03.412	26.887	31.579	30.415	34.531	276.7
5	8'47.481 P	27.440	31.934	30.604	7'17.503	278.4
6	2'15.231	35.259	33.022	31.112	35.838	107.6
7	2'02.939	26.918	31.629	30.103	34.289	275.3
8	2'02.763	26.819	31.482	30.046	34.416	275.7
9	2'02.430	26.745	31.461	30.038	34.186	275.6
10	2'01.940	26.588	31.242	29.974	34.136	275.7
11	7'56.859 P	26.679	36.915	30.939	6'22.326	279.5
12	2'14.190	33.000	33.760	31.257	36.173	154.2
13	2'05.492	28.001	32.056	30.361	35.074	275.2
14	2'02.816	27.028	31.392	29.968	34.428	267.8
15	2'02.190	26.631	31.318	30.049	34.192	276.8
16	2'02.456	26.676	31.356	30.193	34.231	277.0

8th 36 Mika KALLIO Marc VDS Racing Tea FIN
Runs=3 Total laps=17 Full laps=12

1	2'49.365	1'10.231	33.185	30.955	34.994	152.2
2	2'04.223	27.231	32.130	30.182	34.680	274.3
3	2'03.654	27.015	31.980	30.223	34.436	276.2
4	2'03.154	26.951	31.686	30.126	34.391	274.5
5	2'02.991	26.872	31.574	30.146	34.399	275.9
6	6'21.001 P	27.786	32.464	30.991	4'49.760	276.2
7	2'16.247	35.697	33.561	31.570	35.419	116.5
8	2'05.812	27.585	32.016	31.703	34.508	271.9
9	2'02.584	26.846	31.376	30.118	34.244	275.8
10	2'02.257	26.777	31.435	29.881	34.164	275.6
11	2'01.981	26.774	31.315	29.795	34.097	276.9
12	7'28.179 P	27.048	32.280	32.537	5'56.314	277.2
13	2'11.226	32.625	33.268	30.692	34.641	141.4
14	2'02.689	26.944	31.425	30.089	34.231	275.2
15	2'02.190	26.641	31.321	30.022	34.206	276.9
16	2'09.913	29.804	32.518	30.656	36.935	276.6
17	2'02.744	26.864	31.471	30.096	34.313	276.2

9th 15 Alex DE ANGELIS NGM Mobile Forward RSM
Runs=2 Total laps=18 Full laps=15

1	2'44.357	1'03.231	34.617	31.264	35.245	135.5
2	2'09.723	27.716	34.119	30.482	37.406	277.8
3	2'03.483	27.233	31.906	29.982	34.362	277.9
4	2'03.100	26.791	31.867	30.066	34.376	277.4
5	2'03.020	26.880	31.662	30.089	34.389	277.2
6	2'11.691	29.472	34.559	31.684	35.976	277.5
7	8'40.810 P	27.964	32.967	30.553	7'09.326	276.4
8	2'17.813	39.162	33.573	30.482	34.596	122.8
9	2'14.419	26.941	32.340	40.491	34.647	277.9
10	2'03.179	27.180	31.828	30.088	34.083	277.7
11	2'05.956	26.780	31.834	30.595	36.747	277.6

10th 18 Nicolas TEROL Mapfre Aspar Team M SPA
Runs=3 Total laps=14 Full laps=9

1	3'35.995	1'56.949	33.253	30.844	34.949	152.9
2	2'03.809	27.233	31.951	30.229	34.396	276.3
3	2'06.184	29.078	32.130	30.376	34.600	275.2
4	2'03.162	26.789	31.652	30.164	34.557	278.1
5	2'03.202	26.918	31.770	30.056	34.458	278.7
6	9'19.520 P	28.693	33.823	30.411	7'46.593	275.7
7	2'17.521	34.709	33.754	33.799	35.259	134.3
8	2'03.604	27.111	31.719	30.152	34.622	272.3
9	2'03.238	26.900	31.797	30.144	34.397	273.2
10	9'00.585 P	26.931	31.722	33.057	7'28.875	273.5
11	2'09.820	32.590	32.345	30.304	34.581	145.5
12	2'02.766	26.809	31.632	29.966	34.359	275.1
13	2'09.867	26.650	36.122	32.750	34.345	275.0
14	2'02.121	26.565	31.534	29.850	34.172	277.3

11th 14 Ratthapark WILAIR Thai Honda PTT Gresif THA
Runs=3 Total laps=16 Full laps=11

1	3'29.977	1'38.487	38.302	35.757	37.431	126.6
2	2'04.273	27.302	31.995	30.360	34.616	273.9
3	2'10.388	27.302	34.730	33.472	34.884	276.4
4	2'04.485	27.187	31.935	30.503	34.860	276.7
5	2'03.479	27.197	31.713	30.117	34.452	279.2
6	10'20.740 P	27.051	42.446	32.618	8'38.625	280.0
7	2'20.059	34.759	35.662	33.895	35.743	107.7
8	2'19.218	27.880	43.812	33.020	34.506	272.3
9	2'04.590	27.069	32.508	30.345	34.668	278.1
10	2'03.753	27.112	31.836	30.185	34.620	275.7
11	4'04.080 P	31.042	44.762	33.084	2'15.192	268.4
12	2'27.797	37.233	39.263	33.959	37.342	122.4
13	2'02.721	26.917	31.533	30.034	34.237	278.2
14	2'02.323	26.680	31.422	29.980	34.241	279.9
15	2'15.420	30.545	33.162	31.106	40.607	279.3
16	2'02.579	26.703	31.526	30.171	34.179	280.8

12th 49 Axel PONS Tuenti HP 40 SPA
Runs=3 Total laps=16 Full laps=11

1	3'29.619	1'50.225	33.614	30.858	34.922	135.9
2	2'03.812	27.156	31.757	30.200	34.699	279.3
3	2'06.425	27.698	33.006	30.934	34.787	280.4
4	2'04.121	27.121	31.887	30.426	34.687	276.2
5	2'04.681	27.121	32.111	30.615	34.834	275.2
6	2'11.743	27.298	34.990	31.493	37.962	278.1
7	11'40.804 P	27.143	32.059	30.361	10'11.241	275.9
8	2'10.577	32.193	31.963	30.422	35.999	159.3
9	2'06.763	27.579	34.287	30.214	34.683	268.3
10	2'03.784	27.094	31.830	30.334	34.526	277.7
11	2'03.622	27.120	31.881	30.048	34.573	277.2
12	2'02.919	26.913	31.551	30.113	34.342	279.7
13	2'03.312	27.074	31.814	30.031	34.393	278.9
14	4'25.476 P	26.951	31.651	30.621	2'56.253	277.5
15	2'10.240	31.361	33.061	30.638	35.180	152.7
16	2'02.527	26.937	31.500	29.947	34.143	277.9

Fastest Lap: Takaaki NAKAGAMI Italtrans Racing Team JPN 2'00.924 26.389 30.984 29.574 33.977

These data/results cannot be reproduced, stored and/or transmitted in whole or in part by any manner of electronic, mechanical, photocopying, recording, broadcasting or otherwise now known or herein after developed without the previous express consent by the copyright owner, except for reproduction in daily press and regular printed publications on sale to the public within 60 days of the event related to those data/results and always provided that copyright symbol appears together as follows below.
© DORNA, 2013



Free Practice Nr. 2

Moto2

Lap	Lap Time	T1	T2	T3	T4	Speed	Lap	Lap Time	T1	T2	T3	T4	Speed	
13th	63	Mike DI MEGLIO Jir Moto2 FRA						2	2'04.396	27.637	31.866	30.379	34.514	277.4
		Runs=2			Total laps=16		Full laps=13							
1	3'03.864	1'24.426	33.859	30.713	34.866	84.6	3	2'03.184	26.881	31.760	30.286	34.257	277.4	
2	2'03.520	27.152	31.745	30.116	34.507	276.0	4	2'02.755	26.687	31.670	30.119	34.279	277.9	
3	2'03.433	26.768	31.639	30.196	34.830	274.6	5	2'02.882	26.862	31.683	30.033	34.304	274.7	
4	2'03.980	26.892	31.944	30.481	34.663	273.3	6	9'44.530 P	27.559	32.165	32.677	8'12.129	274.3	
5	12'40.272 P	28.880	34.440	35.740	11'01.212	273.1	7	2'14.492	35.720	33.021	31.067	34.684	113.1	
6	2'19.598	35.807	35.170	33.682	34.939	112.2	8	2'03.102	26.968	31.846	30.091	34.197	273.6	
7	2'04.010	26.925	32.142	30.215	34.728	273.4	9	2'02.823	26.768	31.559	30.105	34.391	276.0	
8	2'03.955	26.862	31.934	30.426	34.733	271.8	10	2'03.093	26.804	31.888	30.048	34.353	275.1	
9	2'15.363	30.358	34.876	33.213	36.916	271.7		unfinished	26.857	31.651	29.944		274.3	
10	2'12.636	32.975	34.474	30.122	35.065	274.4	17th 5 Johann ZARCO Came Iodaracing Proj FRA							
11	2'02.783	26.753	31.685	29.970	34.375	274.5		Runs=3			Total laps=16		Full laps=11	
12	2'25.122	29.621	38.539	37.004	39.958	276.4	1	3'41.972	2'02.098	33.672	31.098	35.104	138.5	
13	2'18.169	30.520	35.624	31.010	41.015	273.5	2	2'03.730	27.060	31.778	30.448	34.444	276.7	
14	2'02.783	27.036	31.509	29.902	34.336	268.5	3	2'02.800	26.787	31.520	30.078	34.415	277.2	
15	2'12.372	28.212	33.849	33.936	36.375	276.9	4	2'02.950	26.831	31.569	30.223	34.327	278.4	
16	2'02.601	26.654	31.522	30.080	34.345	276.4	5	2'04.432	26.894	32.612	30.432	34.494	279.5	
							6	8'12.914 P	26.888	31.725	30.619	6'43.682	278.7	
14th 23 Marcel SCHROTTE Desguaces La Torre S GER							7	2'08.869	31.521	32.437	30.338	34.573	150.6	
		Runs=2			Total laps=18		Full laps=15							
1	3'04.972	1'25.537	33.594	31.019	34.822	148.7	8	2'03.999	27.008	31.544	30.907	34.540	276.1	
2	2'04.667	27.537	31.979	30.455	34.696	277.5	9	2'03.347	27.038	31.628	30.225	34.456	276.4	
3	2'03.733	27.113	31.978	30.156	34.486	277.2	10	2'08.695	27.055	36.255	30.613	34.772	276.7	
4	2'03.440	27.104	31.758	30.054	34.524	278.2	11	5'35.787 P	26.796	31.547	30.026	4'07.418	278.9	
5	2'03.347	27.050	31.808	30.156	34.333	277.0	12	2'10.943	32.437	32.902	30.822	34.782	145.9	
6	2'03.694	27.134	31.888	30.316	34.356	277.7	13	2'02.929	26.972	31.473	30.035	34.449	276.1	
7	10'16.547 P	31.086	35.910	34.235	8'35.316	268.3	14	2'02.841	27.005	31.370	30.088	34.378	276.2	
8	2'12.367	33.260	34.011	30.403	34.693	141.0	15	2'02.907	26.805	31.371	29.978	34.753	276.4	
9	2'03.386	27.089	31.809	30.094	34.394	277.9	16	2'31.021	37.896	44.388	34.475	34.262	274.6	
10	2'03.107	26.845	31.738	30.099	34.425	278.4	18th 24 Toni ELIAS Blusens Avintia SPA							
11	2'03.108	26.859	31.824	30.063	34.362	278.2		Runs=2			Total laps=16		Full laps=12	
12	2'02.974	26.836	31.793	29.896	34.449	281.0	1	3'06.295	1'27.214	33.278	30.941	34.862	162.8	
13	2'02.638	26.768	31.723	29.956	34.191	278.1	2	2'04.430	27.274	32.094	30.579	34.483	273.7	
14	2'15.594	31.211	36.237	32.656	35.490	279.4	3	2'03.314	26.978	31.729	30.145	34.462	275.2	
15	2'03.366	27.068	31.944	30.048	34.306	279.6	4	2'12.480	30.551	32.221	32.581	37.127	277.7	
16	2'02.908	26.779	31.782	30.033	34.314	278.1	5	7'32.911 P	28.874	33.468	34.415	5'56.154	277.7	
17	2'22.750	32.560	36.833	34.705	38.652	278.5	6	2'12.728	33.340	33.416	31.018	34.954	155.7	
18	2'03.488	27.140	32.023	30.093	34.232	277.5	7	2'03.996	27.250	31.841	30.442	34.463	274.3	
15th 11 Sandro CORTESE Dynavolt Intact GP GER							8	2'15.341	27.950	33.870	35.384	38.137	275.2	
		Runs=3			Total laps=16		Full laps=11							
1	3'26.812	1'44.978	34.330	32.033	35.471	152.2	9	2'03.362	27.040	31.587	30.293	34.442	275.1	
2	2'06.299	27.714	32.920	30.585	35.080	277.4	10	2'03.250	26.841	31.726	30.294	34.389	275.1	
3	2'08.301	28.244	32.957	31.675	35.425	282.9	11	2'13.509	30.549	33.741	31.263	37.956	275.0	
4	2'04.015	27.297	31.902	30.236	34.580	279.7	12	2'02.869	26.825	31.468	30.201	34.375	277.9	
5	2'03.999	27.355	32.022	30.120	34.502	278.9	13	2'03.503	26.844	31.700	30.260	34.699	275.0	
6	8'57.280 P	27.455	31.862	30.619	7'27.344	279.8	14	2'11.719	30.649	32.922	30.190	37.958	247.9	
7	2'12.163	33.589	32.901	30.799	34.874	138.9	15	2'02.843	26.789	31.667	30.162	34.225	274.9	
8	2'10.285	27.745	32.024	34.511	36.005	277.3		PIT	35.055	41.557	38.708		278.6	
9	2'04.062	27.646	32.020	30.047	34.349	276.2	19th 81 Jordi TORRES Mapfre Aspar Team M SPA							
10	2'02.838	26.962	31.613	29.953	34.310	276.7		Runs=2			Total laps=18		Full laps=15	
11	6'54.254 P	27.455	32.774	31.615	5'22.410	277.3	1	3'48.399	2'03.426	36.151	32.520	36.302	136.4	
12	2'18.921	40.468	32.726	30.609	35.118		2	2'08.303	27.920	33.499	31.607	35.277	271.3	
13	2'03.209	27.173	31.557	29.963	34.516	275.2	3	2'05.402	27.396	32.334	30.665	35.007	273.0	
14	2'03.169	27.080	31.821	29.845	34.423	277.4	4	2'06.243	27.337	33.203	30.759	34.944	272.9	
15	2'02.694	26.990	31.593	29.854	34.257	275.1	5	2'04.803	27.127	32.158	30.557	34.961	272.7	
16	2'02.815	26.890	31.396	30.521	34.008	278.0	6	2'04.742	27.182	32.090	30.599	34.871	272.1	
							7	2'04.447	27.211	31.655	30.696	34.885	271.2	
16th 4 Randy KRUMMENA Technomag carXpert SWI							8	9'22.075 P	27.078	56.590	36.692	7'21.715	272.4	
		Runs=2			Total laps=11		Full laps=7							
1	2'32.951	53.713	33.585	30.904	34.749	157.1	9	2'19.227	36.781	35.357	31.469	35.620	149.5	
							10	2'07.061	27.696	33.046	30.966	35.353	271.8	
							11	2'13.270	27.281	38.635	31.493	35.861	272.3	
							12	2'04.086	27.225	31.792	30.511	34.558	271.8	

Fastest Lap: Takaaki NAKAGAMI Italtrans Racing Team JPN **2'00.924** 26.389 30.984 29.574 33.977

These data/results cannot be reproduced, stored and/or transmitted in whole or in part by any manner of electronic, mechanical, photocopying, recording, broadcasting or otherwise now known or herein after developed without the previous express consent by the copyright owner, except for reproduction in daily press and regular printed publications on sale to the public within 60 days of the event related to those data/results and always provided that copyright symbol appears together as follows below.

© DORNA, 2013

Official MotoGP Timing by TISSOT
www.motogp.com

Doha, Thursday, April 04, 2013

Page 3 of 5



Free Practice Nr. 2

Moto2

Lap	Lap Time	T1	T2	T3	T4	Speed	Lap	Lap Time	T1	T2	T3	T4	Speed	
13	2'04.759	27.178	32.500	30.403	34.678	270.5	1	2'30.537	50.230	34.016	31.324	34.967	158.9	
14	2'03.536	27.007	31.694	30.271	34.564	272.1	2	2'05.276	27.606	32.304	30.561	34.805	280.0	
15	2'03.425	26.889	31.740	30.292	34.504	273.4	3	2'08.627	30.837	32.257	30.556	34.977	280.7	
16	2'03.574	26.906	31.665	30.333	34.670	273.7	4	2'05.341	27.352	32.143	31.194	34.652	278.5	
17	2'03.786	26.863	31.612	30.224	35.087	273.1	5	2'04.683	27.254	32.200	30.561	34.668	278.1	
18	2'03.134	26.863	31.518	30.327	34.426	273.1	6	2'04.609	27.147	32.325	30.530	34.607	277.7	
20th	96	Louis ROSSI Tech 3 FRA					7	11'11.906	P	29.529	34.878	41.111	9'26.388	277.4
		Runs=3	Total laps=16	Full laps=10			8	2'16.382		34.538	33.444	32.678	35.722	159.8
1	2'32.928	53.573	33.362	31.090	34.903	162.2	9	2'05.037	27.601	32.334	30.513	34.589	280.0	
2	2'05.843	27.807	32.888	30.573	34.575	276.5	10	2'15.459	27.269	31.931	33.273	42.986	279.5	
3	2'03.449	27.179	31.720	30.148	34.402	277.9	11	2'30.420	30.002	39.814	38.633	41.971	278.0	
4	2'03.145	27.089	31.670	30.125	34.261	278.0	12	2'18.187	31.397	35.059	34.572	37.159	271.2	
5	2'03.421	26.939	31.773	30.283	34.426	278.4	13	2'17.769	30.939	37.028	32.718	37.084	276.7	
6	9'09.058	P	29.508	34.318	31.820	7'33.412	276.2	14	2'14.717	35.541	33.653	30.442	35.081	273.4
7	2'15.937	35.069	35.791	30.445	34.632	107.4	15	2'03.539	27.255	31.754	30.172	34.358	278.7	
8	2'08.490	27.645	32.705	33.743	34.397	276.4	16	2'03.405	27.184	31.825	30.088	34.308	277.5	
9	2'03.485	26.998	31.796	30.246	34.445	278.3	17	2'09.311	28.054	33.776	31.847	35.634	278.2	
10	2'04.010	27.136	31.956	30.371	34.547	278.4								
11	7'46.919	P	27.132	31.994	30.726	6'17.067	274.6	24th	52	Danny KENT Tech 3 GBR				
12	2'12.937	34.338	32.987	30.464	35.148	79.6			Runs=3	Total laps=17	Full laps=12			
13	2'03.756	27.061	31.926	30.203	34.566	278.9	1	2'55.465	1'15.080	34.117	31.208	35.060	160.4	
14	2'03.615	27.044	31.812	30.187	34.572	277.9	2	2'07.368	27.908	32.523	30.712	36.225	272.7	
15	2'03.402	27.048	31.763	30.143	34.448	277.7	3	2'05.017	27.560	32.328	30.487	34.642	273.4	
	PIT	30.407	37.479	45.770		277.6	4	2'04.240	27.272	31.978	30.341	34.649	273.9	
							5	2'04.085	27.271	31.953	30.279	34.582	275.2	
							6	2'08.943	28.736	34.539	30.920	34.748	275.0	
							7	8'16.338	P	27.526	33.711	31.895	6'43.206	275.5
							8	2'26.973	39.870	37.655	33.062	36.386	89.2	
							9	2'18.560	37.170	35.820	30.862	34.708	272.3	
							10	2'03.850	27.287	31.726	30.336	34.501	277.4	
							11	2'04.431	27.296	31.939	30.501	34.695	275.0	
							12	2'15.983	33.491	34.804	32.970	34.718	271.6	
							13	2'03.846	27.201	31.797	30.392	34.456	276.4	
							14	4'58.774	P	28.825	33.985	32.578	3'23.386	275.7
							15	2'18.429	37.525	35.887	30.492	34.525	125.9	
							16	2'03.420	27.144	31.563	30.300	34.413	274.8	
							17	2'12.387	29.325	35.305	32.757	35.000	274.1	
21st	88	Ricard CARDUS NGM Mobile Forward SPA												
		Runs=2	Total laps=17	Full laps=14										
1	3'35.942	1'53.478	34.622	32.160	35.682	145.0								
2	2'06.002	27.737	32.509	30.771	34.985	279.3								
3	2'04.287	27.214	32.045	30.414	34.614	279.2								
4	2'04.436	27.044	31.777	30.783	34.832	283.0								
5	2'04.349	27.097	31.997	30.519	34.736	281.1								
6	2'04.738	27.167	32.140	30.558	34.873	279.9								
7	2'04.401	27.223	31.997	30.629	34.552	277.9								
8	2'04.290	27.258	31.982	30.530	34.520	277.8								
9	9'48.898	P	27.877	32.271	31.277	8'17.473	277.7							
10	2'18.710	36.862	34.840	31.881	35.127	129.3								
11	2'10.693	27.691	32.538	31.405	39.059	277.7								
12	2'04.697	27.299	32.099	30.561	34.738	281.1								
13	2'04.445	27.264	31.946	30.608	34.627	278.4								
14	2'04.062	27.191	31.932	30.520	34.419	278.4								
15	2'04.224	27.237	31.902	30.455	34.630	279.4								
16	2'13.832	27.189	32.112	38.060	36.471	279.3								
17	2'03.181	27.009	31.659	30.142	34.371	278.7								
22nd	19	Xavier SIMEON Desguaces La Torre BEL												
		Runs=3	Total laps=12	Full laps=6										
1	3'50.954	2'10.805	33.890	31.102	35.157	149.2								
2	2'04.887	27.371	32.114	30.555	34.847	272.1								
3	2'03.743	26.962	31.825	30.381	34.575	271.0								
4	2'04.785	27.945	32.055	30.303	34.482	271.0								
5	9'23.036	P	28.279	32.748	30.894	7'51.115	270.6							
6	2'10.061	31.766	32.193	31.528	34.574	140.1								
7	2'03.475	26.997	31.712	30.209	34.557	274.8								
8	2'03.895	26.966	31.724	30.352	34.853	269.1								
9	2'03.208	26.945	31.594	30.165	34.504	274.9								
10	7'23.262	P	28.168	32.422	31.025	5'51.647	272.2							
11	2'10.779	32.662	32.855	30.595	34.667	133.3								
	PIT	27.374	32.229	31.229		268.7								
23rd	33	Sergio GADEA Interwetten Paddock SPA												
		Runs=2	Total laps=17	Full laps=14										
1	2'30.380	49.385	33.897	31.474	35.624	138.8								
2	2'05.068	27.541	32.063	30.825	34.639	270.4								
3	2'04.200	27.211	31.847	30.462	34.680	272.6								
4	2'04.271	27.219	31.835	30.609	34.608	271.6								
5	7'35.405	P	34.513	32.533	31.074	5'57.285	274.1							
Fastest Lap:	Takaaki NAKAGAMI	Italtrans Racing Team	JPN	2'00.924	26.389	30.984	29.574	33.977						

These data/results cannot be reproduced, stored and/or transmitted in whole or in part by any manner of electronic, mechanical, photocopying, recording, broadcasting or otherwise now known or herein after developed without the previous express consent by the copyright owner, except for reproduction in daily press and regular printed publications on sale to the public within 60 days of the event related to those data/results and always provided that copyright symbol appears together as follows below.
© DORNA, 2013



Free Practice Nr. 2

Moto2

Lap	Lap Time	T1	T2	T3	T4	Speed	Lap	Lap Time	T1	T2	T3	T4	Speed
6	2'10.803	32.073	32.598	31.294	34.838	146.0							
7	2'04.939	27.404	32.226	30.674	34.635	270.4							
8	7'02.335 P	27.332	32.120	30.804	5'32.079	271.4							
9	2'15.398	33.919	35.129	31.356	34.994	151.8							
10	2'04.639	27.362	31.925	30.615	34.737	272.8							
11	2'05.976	27.277	32.470	30.807	35.422	271.6							
12	2'04.288	27.275	31.869	30.551	34.593	274.8							
13	2'04.433	27.303	31.866	30.558	34.706	271.4							
14	2'04.585	27.383	31.953	30.582	34.667	271.9							
15	2'04.660	27.358	31.891	30.676	34.735	271.9							
16	2'04.644	27.386	31.982	30.517	34.759	272.6							
17	2'05.006	27.400	32.110	30.767	34.729	272.7							

27th		54	Mattia PASINI	NGM Mobile Racing	ITA	
Runs=3	Total laps=8	Full laps=3				
1	2'45.382	1'04.553	34.181	31.338	35.310	161.0
2	2'05.044	27.188	32.191	30.437	35.228	281.5
3	17'00.130 P	27.433	1'09.547	41.127	14'42.023	283.8
4	7'19.817 P	33.293	34.513	33.209	5'38.802	153.7
5	2'14.801	34.829	33.460	31.085	35.427	132.8
6	2'05.558	27.448	32.229	30.731	35.150	278.8
7	2'05.520	27.333	32.503	30.718	34.966	279.3
PIT	29.742	33.205	31.386		278.5	

28th		7	Doni Tata PRADITA	Federal Oil Gresini Mo	INA	
Runs=3	Total laps=17	Full laps=12				
1	3'09.100	1'27.270	34.336	31.686	35.808	156.2
2	2'08.577	28.296	33.479	31.317	35.485	272.4
3	2'06.586	27.806	32.620	30.823	35.337	274.1
4	2'06.268	27.702	32.468	30.997	35.101	272.5
5	2'05.941	27.700	32.340	30.794	35.107	273.9
6	6'42.413 P	29.027	32.690	31.092	5'09.604	272.4
7	2'13.208	33.269	33.142	31.517	35.280	134.0
8	2'05.889	27.698	32.392	30.876	34.923	270.8
9	2'05.725	27.775	32.138	30.891	34.921	272.2
10	2'05.912	27.816	32.410	30.816	34.870	272.1
11	2'10.186		30.829	34.995	271.9	
12	2'05.490	27.485	32.239	30.806	34.960	272.7
13	6'51.285 P	27.802	33.907	31.237	5'18.339	273.4
14	2'14.760	34.316	34.304	30.999	35.141	154.6
15	2'05.364	27.375	32.024	30.791	35.174	276.1
16	2'05.249	27.475	32.279	30.699	34.796	276.2
17	2'05.087	27.501	32.178	30.598	34.810	275.5

29th		17	Alberto MONCAYO	Argiñano & Gines Rac	SPA	
Runs=3	Total laps=17	Full laps=11				
1	2'46.923	1'03.612	35.631	31.934	35.746	129.2
2	2'06.762	28.156	32.596	30.885	35.125	277.3
3	2'06.381	28.006	32.705	30.631	35.039	279.3
4	2'05.491	27.574	32.463	30.605	34.849	278.5
5	2'05.969	27.584	32.719	30.742	34.924	277.4
6	7'07.773 P	29.073	32.958	30.819	5'34.923	276.7
7	2'16.240	33.682	34.090	32.024	36.444	122.3
8	2'05.566	27.678	32.303	30.698	34.887	279.7
9	2'05.292	27.505	32.346	30.616	34.825	278.2
10	2'05.694	27.396	32.416	30.947	34.935	279.2
11	2'08.582	27.465	34.978	30.980	35.159	277.1
12	2'05.578	27.636	32.218	30.641	35.083	278.5
13	5'46.109 P	27.502	32.334	30.961	4'15.312	279.2
14	2'12.339	33.487	32.971	31.003	34.878	141.2
15	2'05.131	27.429	32.266	30.608	34.828	277.4
16	2'05.627	27.633	32.299	30.701	34.994	277.9
PIT	27.363	34.805	34.621		278.2	

30th		9	Kyle SMITH	Blusens Avintia	GBR	
Runs=2	Total laps=19	Full laps=16				
1	3'22.236	1'38.233	34.762	32.780	36.461	146.9
2	2'10.507	28.807	33.611	32.182	35.907	271.4
3	2'08.634	28.119	33.141	31.820	35.554	272.0
4	2'07.731	28.068	32.965	31.316	35.382	275.5
5	2'08.338	28.013	32.567	32.146	35.612	
6	2'07.909	27.926	32.886	31.366	35.731	277.0
7	2'07.568	27.785	32.952	31.165	35.666	274.5
8	2'07.029	27.917	32.706	31.042	35.364	275.1
9	6'46.495 P	28.266	32.851	31.598	5'13.780	274.1
10	2'15.931	34.682	33.529	32.121	35.599	124.3
11	2'07.054	27.972	32.755	31.174	35.153	271.6
12	2'06.586	27.562	32.572	30.931	35.521	273.2
13	2'06.217	27.598	32.308	31.102	35.209	273.5
14	2'06.081	27.571	32.490	30.894	35.126	273.1
15	2'05.898	27.612	32.332	30.747	35.207	274.1
16	2'24.098	38.032	40.106	30.856	35.104	199.8
17	2'05.831	27.649	32.388	30.816	34.978	275.9
18	2'06.065	27.429	32.414	31.064	35.158	276.9
19	2'05.732	27.380	32.417	30.745	35.190	276.4

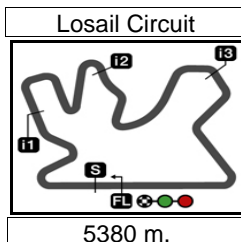
31st		44	Steven ODENDAAL	Argiñano & Gines Rac	RSA	
Runs=1	Total laps=3	Full laps=1				
1	2'44.100	1'03.346	34.089	31.248	35.417	165.6
2	2'06.120	27.411	32.658	30.925	35.126	274.8
unfinished	27.533					275.5

32nd		97	Rafid Topan SUCIP	QMMF Racing Team	INA	
Runs=2	Total laps=12	Full laps=8				
1	2'34.103	53.485	33.629	31.564	35.425	155.7
2	2'07.050	27.659	32.491	31.287	35.613	275.6
3	2'22.905	31.532	42.128	32.297	36.948	273.8
4	2'13.442	28.892	34.987	33.365	36.198	271.5
5	12'23.771 P	27.903	33.818	35.660	10'46.390	276.1
6	2'27.484	40.285	37.566	33.451	36.182	92.4
7	2'17.768	31.955	33.700	30.992	41.121	274.6
8	2'09.469	29.043	33.316	31.267	35.843	276.1
9	2'09.040	28.101	32.878	31.527	36.534	273.5
10	2'26.051	39.027	39.519	31.423	36.082	270.9
11	2'25.789	35.193	38.750	33.254	38.592	268.9
PIT	30.857	36.985	40.657		273.7	

Fastest Lap: Takaaki NAKAGAMI Italtrans Racing Team JPN **2'00.924** 26.389 30.984 29.574 33.977

These data/results cannot be reproduced, stored and/or transmitted in whole or in part by any manner of electronic, mechanical, photocopying, recording, broadcasting or otherwise now known or herein after developed without the previous express consent by the copyright owner, except for reproduction in daily press and regular printed publications on sale to the public within 60 days of the event related to those data/results and always provided that copyright symbol appears together as follows below.
© DORNA, 2013





Computerised results and timing service provided by **TISSOT**

Moto2

COMMERCIAL BANK GRAND PRIX OF QATAR

Free Practice Nr. 2

Best Partial Times

IT Ideal Lap Time, sum of the best partial times

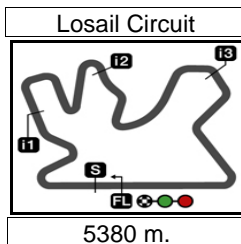
BT Best Lap Time

T1		T2		T3		T4				IT	BT	
Pos	Rider	Time	Rider	Time	Rider	Time	Rider	Time	Pos	Rider	IT	BT
1	P.ESPARGARO	26.369	E.RABAT	30.956	S.REDDING	29.550	E.RABAT	33.863	1	E.RABAT	2'00.864	2'01.016 (2)
2	T.NAKAGAMI	26.389	T.NAKAGAMI	30.984	T.NAKAGAMI	29.567	P.ESPARGARO	33.880	2	T.NAKAGAMI	2'00.887	2'00.924 (1)
3	E.RABAT	26.415	P.ESPARGARO	31.078	P.ESPARGARO	29.581	T.NAKAGAMI	33.947	3	P.ESPARGAR	2'00.908	2'01.110 (3)
4	S.REDDING	26.441	S.REDDING	31.132	E.RABAT	29.630	S.CORTESE	34.008	4	S.REDDING	2'01.222	2'01.433 (4)
5	S.CORSI	26.539	J.SIMON	31.187	J.SIMON	29.751	A.DE ANGELIS	34.017	5	S.CORSI	2'01.735	2'01.846 (6)
6	N.TEROL	26.565	D.AEGERTER	31.242	M.KALLIO	29.795	S.CORSI	34.072	6	J.SIMON	2'01.811	2'01.838 (5)
7	D.AEGERTER	26.588	S.CORSI	31.296	S.CORSI	29.828	M.KALLIO	34.097	7	M.KALLIO	2'01.848	2'01.981 (8)
8	M.KALLIO	26.641	M.KALLIO	31.315	S.CORTESE	29.845	S.REDDING	34.099	8	D.AEGERTER	2'01.934	2'01.940 (7)
9	M.DI MEGLIO	26.654	J.ZARCO	31.370	N.TEROL	29.850	D.AEGERTER	34.136	9	A.DE ANGELIS	2'02.051	2'02.051 (9)
10	R.WILAIROT	26.680	S.CORTESE	31.396	A.DE ANGELIS	29.875	A.PONS	34.143	10	N.TEROL	2'02.121	2'02.121 (10)
11	J.SIMON	26.686	A.DE ANGELIS	31.403	M.SCHROTTER	29.896	N.TEROL	34.172	11	S.CORTESE	2'02.139	2'02.694 (15)
12	R.KRUMMENAC	26.687	R.WILAIROT	31.422	M.DI MEGLIO	29.902	R.WILAIROT	34.179	12	R.WILAIROT	2'02.261	2'02.323 (11)
13	A.DE ANGELIS	26.756	T.ELIAS	31.468	R.KRUMMENACH	29.944	J.SIMON	34.187	13	R.KRUMMENA	2'02.387	2'02.755 (16)
14	M.SCHROTTER	26.768	A.PONS	31.500	A.PONS	29.947	M.SCHROTTER	34.191	14	J.ZARCO	2'02.397	2'02.800 (17)
15	J.ZARCO	26.787	M.DI MEGLIO	31.509	D.AEGERTER	29.968	R.KRUMMENACH	34.197	15	M.DI MEGLIO	2'02.401	2'02.601 (13)
16	T.ELIAS	26.789	J.TORRES	31.518	J.ZARCO	29.978	T.ELIAS	34.225	16	A.PONS	2'02.503	2'02.527 (12)
17	J.TORRES	26.863	N.TEROL	31.534	R.WILAIROT	29.980	L.ROSSI	34.261	17	M.SCHROTTE	2'02.578	2'02.638 (14)
18	A.WEST	26.888	R.KRUMMENAC	31.559	S.GADEA	30.088	J.ZARCO	34.262	18	T.ELIAS	2'02.627	2'02.843 (18)
19	S.CORTESE	26.890	D.KENT	31.563	L.ROSSI	30.125	S.GADEA	34.308	19	L.ROSSI	2'02.995	2'03.145 (20)
20	A.PONS	26.913	X.SIMEON	31.594	R.CARDUS	30.142	M.DI MEGLIO	34.336	20	J.TORRES	2'03.031	2'03.134 (19)
21	L.ROSSI	26.939	R.CARDUS	31.659	T.ELIAS	30.145	R.CARDUS	34.371	21	R.CARDUS	2'03.181	2'03.181 (21)
22	X.SIMEON	26.945	L.ROSSI	31.670	X.SIMEON	30.165	D.KENT	34.413	22	X.SIMEON	2'03.186	2'03.208 (22)
23	R.CARDUS	27.009	M.SCHROTTER	31.723	J.TORRES	30.224	J.TORRES	34.426	23	A.WEST	2'03.285	2'03.427 (25)
24	D.KENT	27.144	A.WEST	31.723	A.WEST	30.233	A.WEST	34.441	24	S.GADEA	2'03.297	2'03.405 (23)

These data/results cannot be reproduced, stored and/or transmitted in whole or in part by any manner of electronic, mechanical, photocopying, recording, broadcasting or otherwise now known or herein after developed without the previous express consent by the copyright owner, except for reproduction in daily press and regular printed publications on sale to the public within 60 days of the event related to those data/results and always provided that copyright symbol appears together as follows below.
© DORNA, 2013

Official MotoGP Timing by **TISSOT**
www.motogp.com





Computerised results and timing service provided by **TISSOT**

Moto2

COMMERCIAL BANK GRAND PRIX OF QATAR

Free Practice Nr. 2

Best Partial Times

IT Ideal Lap Time, sum of the best partial times

BT Best Lap Time

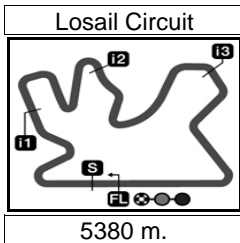
<i>T1</i>		<i>T2</i>		<i>T3</i>		<i>T4</i>				<i>IT</i>	<i>BT</i>	
<i>Pos</i>	<i>Rider</i>	<i>Time</i>	<i>Rider</i>	<i>Time</i>	<i>Rider</i>	<i>Time</i>	<i>Rider</i>	<i>Time</i>	<i>Pos</i>	<i>Rider</i>	<i>IT</i>	<i>BT</i>
25	S.GADEA	27.147	S.GADEA	31.754	D.KENT	30.279	X.SIMEON	34.482	25	D.KENT	2'03.399	2'03.420 (24)
26	M.PASINI	27.188	Y.TAKAHASHI	31.835	M.PASINI	30.437	Y.TAKAHASHI	34.593	26	Y.TAKAHASHI	2'04.101	2'04.200 (26)
27	Y.TAKAHASHI	27.211	D.PRADITA	32.024	Y.TAKAHASHI	30.462	D.PRADITA	34.796	27	M.PASINI	2'04.782	2'05.044 (27)
28	A.MONCAYO	27.363	M.PASINI	32.191	D.PRADITA	30.598	A.MONCAYO	34.825	28	D.PRADITA	2'04.793	2'05.087 (28)
29	D.PRADITA	27.375	A.MONCAYO	32.218	A.MONCAYO	30.605	M.PASINI	34.966	29	A.MONCAYO	2'05.011	2'05.131 (29)
30	K.SMITH	27.380	K.SMITH	32.308	K.SMITH	30.745	K.SMITH	34.978	30	K.SMITH	2'05.411	2'05.732 (30)
31	S.ODENDAAL	27.411	R.SUCIPTO	32.491	S.ODENDAAL	30.925	S.ODENDAAL	35.126	31	S.ODENDAAL	2'06.120	2'06.120 (31)
32	R.SUCIPTO	27.659	S.ODENDAAL	32.658	R.SUCIPTO	30.992	R.SUCIPTO	35.613	32	R.SUCIPTO	2'06.755	2'07.050 (32)

These data/results cannot be reproduced, stored and/or transmitted in whole or in part by any manner of electronic, mechanical, photocopying, recording, broadcasting or otherwise now known or herein after developed without the previous express consent by the copyright owner, except for reproduction in daily press and regular printed publications on sale to the public within 60 days of the event related to those data/results and always provided that copyright symbol appears together as follows below.

© DORNA, 2013

Official MotoGP Timing by **TISSOT**
www.motogp.com






Computerised results and timing service provided by **TISSOT**

Moto2

COMMERCIAL BANK GRAND PRIX OF QATAR

Free Practice Nr. 2

Fastest Laps Sequence

<i>Practice Time</i>	 <i>Rider</i>	<i>Nation</i>	<i>Motorcycle</i>	<i>Time</i>	<i>Km/h</i>	<i>Rider's Lap</i>
4'31.547	95 Anthony WEST	AUS	SPEED UP	2'04.530	155.5	2
4'33.269	77 Dominique AEGERTER	SWI	SUTER	2'03.662	156.6	2
5'06.698	45 Scott REDDING	GBR	KALEX	2'02.978	157.4	2
5'13.460	30 Takaaki NAKAGAMI	JPN	KALEX	2'02.311	158.3	2
7'14.866	30 Takaaki NAKAGAMI	JPN	KALEX	2'01.406	159.5	3
14'07.963	80 Esteve RABAT	SPA	PONS KALEX	2'01.375	159.5	6
31'52.483	30 Takaaki NAKAGAMI	JPN	KALEX	2'01.294	159.6	10
32'48.660	40 PoI ESPARGARO	SPA	PONS KALEX	2'01.283	159.6	11
33'53.635	30 Takaaki NAKAGAMI	JPN	KALEX	2'01.152	159.8	11
36'51.034	40 PoI ESPARGARO	SPA	PONS KALEX	2'01.110	159.9	13
44'10.945	80 Esteve RABAT	SPA	PONS KALEX	2'01.016	160.0	17
47'00.231	30 Takaaki NAKAGAMI	JPN	KALEX	2'00.924	160.1	16

These data/results cannot be reproduced, stored and/or transmitted in whole or in part by any manner of electronic, mechanical, photocopying, recording, broadcasting or otherwise now known or herein after developed without the previous express consent by the copyright owner, except for reproduction in daily press and regular printed publications on sale to the public within 60 days of the event related to those data/results and always provided that copyright symbol appears together as follows below.

© DORNA, 2013

Official MotoGP Timing by **TISSOT**
www.motogp.com



Doha, Thursday, April 04, 2013