

Computerised results and timing service provided by **TISSOT**


Moto3

COMMERCIAL BANK GRAND PRIX OF QATAR

Free Practice Nr. 2

Classification

6

|  | <i>Rider</i> | <i>Nation</i> | <i>Team</i> | <i>Motorcycle</i> | <i>Time</i> | <i>Lap Total</i> | <i>Gap</i> | <i>Top Speed</i> |
|---|------------------------|---------------|---------------------------|-------------------|-----------------|------------------|-------------|------------------|
| 1 | 39 Luis SALOM | SPA | Red Bull KTM Ajo | KTM | 2'07.341 | 14 15 | | 234.2 |
| 2 | 94 Jonas FOLGER | GER | Mapfre Aspar Team Moto3 | KALEX KTM | 2'07.633 | 8 8 | 0.292 0.292 | 231.1 |
| 3 | 42 Alex RINS | SPA | Estrella Galicia 0,0 | KTM | 2'07.968 | 7 14 | 0.627 0.335 | 231.4 |
| 4 | 12 Alex MARQUEZ | SPA | Estrella Galicia 0,0 | KTM | 2'08.351 | 14 16 | 1.010 0.383 | 236.0 |
| 5 | 23 Niccolò ANTONELLI | ITA | GO&FUN Gresini Moto3 | FTR HONDA | 2'08.543 | 11 11 | 1.202 0.192 | 227.3 |
| 6 | 7 Efen VAZQUEZ | SPA | Mahindra Racing | MAHINDRA | 2'08.546 | 10 14 | 1.205 0.003 | 225.2 |
| 7 | 41 Brad BINDER | RSA | Ambrogio Racing | SUTER HONDA | 2'08.580 | 4 14 | 1.239 0.034 | 225.8 |
| 8 | 31 Niklas AJO | FIN | Avant Tecno | KTM | 2'08.581 | 7 14 | 1.240 0.001 | 233.5 |
| 9 | 25 Maverick VIÑALES | SPA | Team Calvo | KTM | 2'08.602 | 12 14 | 1.261 0.021 | 229.6 |
| 10 | 84 Jakub KORNFEIL | CZE | Redox RW Racing GP | KALEX KTM | 2'08.611 | 15 15 | 1.270 0.009 | 225.0 |
| 11 | 99 Danny WEBB | GBR | Ambrogio Racing | SUTER HONDA | 2'08.766 | 12 14 | 1.425 0.155 | 226.7 |
| 12 | 89 Alan TECHER | FRA | CIP Moto3 | TSR HONDA | 2'08.820 | 15 16 | 1.479 0.054 | 224.0 |
| 13 | 44 Miguel OLIVEIRA | POR | Mahindra Racing | MAHINDRA | 2'08.977 | 6 9 | 1.636 0.157 | 221.8 |
| 14 | 63 Zulfahmi KHAIRUDDIN | MAL | Red Bull KTM Ajo | KTM | 2'09.073 | 4 13 | 1.732 0.096 | 231.2 |
| 15 | 32 Isaac VIÑALES | SPA | Bimbo-Ongetta-Centro Seta | FTR HONDA | 2'09.147 | 10 12 | 1.806 0.074 | 223.5 |
| 16 | 8 Jack MILLER | AUS | Caretta Technology - RTG | FTR HONDA | 2'09.205 | 11 11 | 1.864 0.058 | 221.9 |
| 17 | 5 Romano FENATI | ITA | San Carlo Team Italia | FTR HONDA | 2'09.482 | 11 13 | 2.141 0.277 | 231.2 |
| 18 | 17 John McPHEE | GBR | Caretta Technology - RTG | FTR HONDA | 2'09.566 | 3 12 | 2.225 0.084 | 226.7 |
| 19 | 10 Alexis MASBOU | FRA | Ongetta-Rivacold | FTR HONDA | 2'09.627 | 12 14 | 2.286 0.061 | 231.0 |
| 20 | 53 Jasper IWEMA | NED | RW Racing GP | KALEX KTM | 2'09.824 | 16 16 | 2.483 0.197 | 233.0 |
| 21 | 57 Eric GRANADO | BRA | Mapfre Aspar Team Moto3 | KALEX KTM | 2'10.024 | 14 14 | 2.683 0.200 | 229.7 |
| 22 | 61 Arthur SISSIS | AUS | Red Bull KTM Ajo | KTM | 2'10.113 | 4 15 | 2.772 0.089 | 234.0 |
| 23 | 19 Alessandro TONUCCI | ITA | La Fonte Tascaraing | HONDA | 2'10.327 | 12 12 | 2.986 0.214 | 223.0 |
| 24 | 58 Juanfran GUEVARA | SPA | CIP Moto3 | TSR HONDA | 2'10.651 | 12 14 | 3.310 0.324 | 227.0 |
| 25 | 65 Philipp OETTL | GER | Paddock TT Motion Events | KALEX KTM | 2'10.657 | 12 13 | 3.316 0.006 | 233.8 |
| 26 | 9 Toni FINSTERBUSCH | GER | Kiefer Racing | KALEX KTM | 2'10.687 | 14 16 | 3.346 0.030 | 228.1 |
| 27 | 4 Francesco BAGNAIA | ITA | San Carlo Team Italia | FTR HONDA | 2'11.886 | 10 14 | 4.545 1.199 | 225.5 |
| 28 | 3 Matteo FERRARI | ITA | Ongetta-Centro Seta | FTR HONDA | 2'11.951 | 4 15 | 4.610 0.065 | 229.5 |
| 29 | 66 Florian ALT | GER | Kiefer Racing | KALEX KTM | 2'11.973 | 10 11 | 4.632 0.022 | 224.8 |
| 30 | 77 Lorenzo BALDASSARRI | ITA | GO&FUN Gresini Moto3 | FTR HONDA | 2'12.425 | 8 11 | 5.084 0.452 | 223.4 |
| 31 | 22 Ana CARRASCO | SPA | Team Calvo | KTM | 2'12.612 | 4 4 | 5.271 0.187 | 229.2 |
| 32 | 29 Hyuga WATANABE | JPN | La Fonte Tascaraing | HONDA | 2'13.447 | 12 15 | 6.106 0.835 | 222.8 |

Practice condition Dry
 Air: 27°
 Humidity: 54%
 Ground: 27°

| | | | | |
|----------------------------|---------|-------------------------|-----------------|------------|
| <i>Fastest Lap:</i> | Lap: 14 | Luis SALOM | 2'07.341 | 152 Km/h |
| <i>Circuit Record Lap:</i> | 2012 | Maverick VIÑALES | 2'07.276 | 152.1 Km/h |
| <i>Circuit Best Lap:</i> | 2012 | Maverick VIÑALES | 2'07.276 | 152.1 Km/h |

The results are provisional until the end of the limit for protest and appeals.

Time limit for protest expires 60' after publication of the results - Mr. Time:

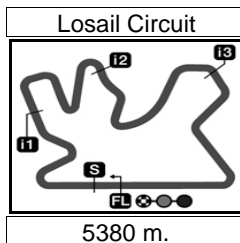
These data/results cannot be reproduced, stored and/or transmitted in whole or in part by any manner of electronic, mechanical, photocopying, recording, broadcasting or otherwise now known or herein after developed without the previous express consent by the copyright owner, except for reproduction in daily press and regular printed publications on sale to the public within 60 days of the event related to those data/results and always provided that copyright symbol appears together as follows below.

© DORNA, 2013

Official MotoGP Timing by **TISSOT**
 www.motogp.com



Doha, Thursday, April 04, 2013



Computerised results and timing service provided by **TISSOT**


Moto3

COMMERCIAL BANK GRAND PRIX OF QATAR

Free Practice Nr. 2

Combined Free Practice Times

7

|  | Rider | Nation | Team | MOTORCYCLE | FP1 | FP2 | Gap |
|---|-------------------------|--------|---------------------------|-------------|-------------|--------------------|-------------|
| 1 | 39 L.SALOM | SPA | Red Bull KTM Ajo | KTM | 2'09.514 13 | 2'07.341 14 | |
| 2 | 94 J.FOLGER | GER | Mapfre Aspar Team Moto3 | KALEX KTM | 2'08.951 13 | 2'07.633 8 | 0.292 0.292 |
| 3 | 42 A.RINS | SPA | Estrella Galicia 0,0 | KTM | 2'09.346 14 | 2'07.968 7 | 0.627 0.335 |
| 4 | 12 A.MARQUEZ | SPA | Estrella Galicia 0,0 | KTM | 2'10.618 16 | 2'08.351 14 | 1.010 0.383 |
| 5 | 23 N.ANTONELLI | ITA | GO&FUN Gresini Moto3 | FTR HONDA | 2'10.076 10 | 2'08.543 11 | 1.202 0.192 |
| 6 | 7 E.VAZQUEZ | SPA | Mahindra Racing | MAHINDRA | 2'09.594 7 | 2'08.546 10 | 1.205 0.003 |
| 7 | 41 B.BINDER | RSA | Ambrogio Racing | SUTER HONDA | 2'10.249 15 | 2'08.580 4 | 1.239 0.034 |
| 8 | 31 N.AJO | FIN | Avant Tecno | KTM | 2'10.463 14 | 2'08.581 7 | 1.240 0.001 |
| 9 | 25 M.VIÑALES | SPA | Team Calvo | KTM | 2'10.365 11 | 2'08.602 12 | 1.261 0.021 |
| 10 | 84 J.KORNFEIL | CZE | Redox RW Racing GP | KALEX KTM | 2'10.398 14 | 2'08.611 15 | 1.270 0.009 |
| 11 | 99 D.WEBB | GBR | Ambrogio Racing | SUTER HONDA | 2'10.733 12 | 2'08.766 12 | 1.425 0.155 |
| 12 | 89 A.TECHER | FRA | CIP Moto3 | TSR HONDA | 2'10.805 12 | 2'08.820 15 | 1.479 0.054 |
| 13 | 44 M.OLIVEIRA | POR | Mahindra Racing | MAHINDRA | 2'10.206 8 | 2'08.977 6 | 1.636 0.157 |
| 14 | 63 Z.KHAIRUDDIN | MAL | Red Bull KTM Ajo | KTM | 2'10.552 12 | 2'09.073 4 | 1.732 0.096 |
| 15 | 32 I.VIÑALES | SPA | Bimbo-Ongetta-Centro Seta | FTR HONDA | 2'12.037 13 | 2'09.147 10 | 1.806 0.074 |
| 16 | 8 J.MILLER | AUS | Caretta Technology - RTG | FTR HONDA | 2'10.257 15 | 2'09.205 11 | 1.864 0.058 |
| 17 | 5 R.FENATI | ITA | San Carlo Team Italia | FTR HONDA | 2'11.449 14 | 2'09.482 11 | 2.141 0.277 |
| 18 | 17 J.McPHEE | GBR | Caretta Technology - RTG | FTR HONDA | 2'10.883 12 | 2'09.566 3 | 2.225 0.084 |
| 19 | 10 A.MASBOU | FRA | Ongetta-Rivacold | FTR HONDA | 2'11.059 13 | 2'09.627 12 | 2.286 0.061 |
| 20 | 53 J.IWEMA | NED | RW Racing GP | KALEX KTM | 2'10.281 14 | 2'09.824 16 | 2.483 0.197 |
| 21 | 57 E.GRANADO | BRA | Mapfre Aspar Team Moto3 | KALEX KTM | 2'12.957 11 | 2'10.024 14 | 2.683 0.200 |
| 22 | 61 A.SISSIS | AUS | Red Bull KTM Ajo | KTM | 2'12.626 7 | 2'10.113 4 | 2.772 0.089 |
| 23 | 19 A.TONUCCI | ITA | La Fonte Tascaracing | HONDA | 2'11.799 9 | 2'10.327 12 | 2.986 0.214 |
| 24 | 58 J.GUEVARA | SPA | CIP Moto3 | TSR HONDA | 2'12.595 14 | 2'10.651 12 | 3.310 0.324 |
| 25 | 65 P.OETTL | GER | Paddock TT Motion Events | KALEX KTM | 2'15.006 10 | 2'10.657 12 | 3.316 0.006 |
| 26 | 9 T.FINSTERBUSCI | GER | Kiefer Racing | KALEX KTM | 2'13.106 15 | 2'10.687 14 | 3.346 0.030 |
| 27 | 4 F.BAGNAIA | ITA | San Carlo Team Italia | FTR HONDA | 2'14.239 15 | 2'11.886 10 | 4.545 1.199 |
| 28 | 3 M.FERRARI | ITA | Ongetta-Centro Seta | FTR HONDA | 2'13.297 13 | 2'11.951 4 | 4.610 0.065 |
| 29 | 66 F.ALT | GER | Kiefer Racing | KALEX KTM | 2'14.395 13 | 2'11.973 10 | 4.632 0.022 |
| 30 | 77 L.BALDASSARRI | ITA | GO&FUN Gresini Moto3 | FTR HONDA | 2'14.000 13 | 2'12.425 8 | 5.084 0.452 |
| 31 | 22 A.CARRASCO | SPA | Team Calvo | KTM | 2'13.835 15 | 2'12.612 4 | 5.271 0.187 |
| 32 | 29 H.WATANABE | JPN | La Fonte Tascaracing | HONDA | 2'17.614 4 | 2'13.447 12 | 6.106 0.835 |

| | | | | |
|------------------------------|------|-------------------------|-----------------|------------|
| Pole Position Record: | 2012 | Sandro CORTESE | 2'08.188 | 151.0 Km/h |
| Circuit Record Lap: | 2012 | Maverick VIÑALES | 2'07.276 | 152.1 Km/h |
| Circuit Best Lap: | 2012 | Maverick VIÑALES | 2'07.276 | 152.1 Km/h |

The results are provisional until the end of the limit for protest and appeals.

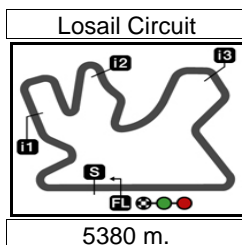
Time limit for protest expires 60' after publication of the results - Mr. Time:

These data/results cannot be reproduced, stored and/or transmitted in whole or in part by any manner of electronic, mechanical, photocopying, recording, broadcasting or otherwise now known or herein after developed without the previous express consent by the copyright owner, except for reproduction in daily press and regular printed publications on sale to the public within 60 days of the event related to those data/results and always provided that copyright symbol appears together as follows below.
© DORNA, 2013

Official MotoGP Timing by **TISSOT**
www.motogp.com

Doha, Thursday, April 04, 2013





Computerised results and timing service provided by **TISSOT**

Moto3

COMMERCIAL BANK GRAND PRIX OF QATAR

Free Practice Nr. 2

Top Speed & Average

8



| Rider | Nation | Motorcycle | Top 5 speeds | | | | | Average | Top |
|------------------------|--------|-------------|--------------|-------|-------|-------|-------|---------|-------|
| 12 Alex MARQUEZ | SPA | KTM | 236.0 | 234.6 | 234.1 | 234.0 | 233.9 | 234.5 | 236.0 |
| 39 Luis SALOM | SPA | KTM | 234.2 | 233.0 | 232.6 | 232.0 | 231.0 | 232.3 | 234.2 |
| 61 Arthur SISSIS | AUS | KTM | 234.0 | 234.0 | 232.8 | 232.7 | 231.8 | 233.1 | 234.0 |
| 65 Philipp OETTL | GER | KALEX KTM | 233.8 | 232.5 | 231.9 | 231.5 | 231.2 | 232.2 | 233.8 |
| 31 Niklas AJO | FIN | KTM | 233.5 | 233.3 | 231.6 | 231.3 | 231.2 | 232.2 | 233.5 |
| 53 Jasper IWEMA | NED | KALEX KTM | 233.0 | 230.5 | 230.3 | 229.3 | 229.2 | 230.5 | 233.0 |
| 42 Alex RINS | SPA | KTM | 231.4 | 230.1 | 229.0 | 228.0 | 227.8 | 229.3 | 231.4 |
| 5 Romano FENATI | ITA | FTR HONDA | 231.2 | 226.7 | 226.1 | 225.1 | 225.1 | 226.8 | 231.2 |
| 63 Zulfahmi KHAIRUDDIN | MAL | KTM | 231.2 | 231.0 | 230.9 | 230.2 | 230.1 | 230.7 | 231.2 |
| 94 Jonas FOLGER | GER | KALEX KTM | 231.1 | 227.4 | 225.9 | 225.8 | 225.3 | 227.1 | 231.1 |
| 10 Alexis MASBOU | FRA | FTR HONDA | 231.0 | 229.5 | 229.4 | 228.2 | 227.2 | 229.1 | 231.0 |
| 57 Eric GRANADO | BRA | KALEX KTM | 229.7 | 229.3 | 227.8 | 227.0 | 226.9 | 228.1 | 229.7 |
| 25 Maverick VIÑALES | SPA | KTM | 229.6 | 229.4 | 229.3 | 228.5 | 228.1 | 229.0 | 229.6 |
| 3 Matteo FERRARI | ITA | FTR HONDA | 229.5 | 226.3 | 226.1 | 224.7 | 224.2 | 226.2 | 229.5 |
| 22 Ana CARRASCO | SPA | KTM | 229.2 | 228.4 | 228.3 | 119.0 | | 201.2 | 229.2 |
| 9 Toni FINSTERBUSCH | GER | KALEX KTM | 228.1 | 227.4 | 225.7 | 225.0 | 224.3 | 226.1 | 228.1 |
| 23 Niccolò ANTONELLI | ITA | FTR HONDA | 227.3 | 225.3 | 222.9 | 222.9 | 222.9 | 224.3 | 227.3 |
| 58 Juanfran GUEVARA | SPA | TSR HONDA | 227.0 | 225.7 | 225.6 | 224.8 | 224.2 | 225.5 | 227.0 |
| 17 John McPHEE | GBR | FTR HONDA | 226.7 | 226.5 | 226.3 | 226.0 | 225.9 | 226.3 | 226.7 |
| 99 Danny WEBB | GBR | SUTER HONDA | 226.7 | 226.4 | 222.8 | 222.2 | 221.9 | 224.0 | 226.7 |
| 41 Brad BINDER | RSA | SUTER HONDA | 225.8 | 224.7 | 223.9 | 221.8 | 221.0 | 223.4 | 225.8 |
| 4 Francesco BAGNAIA | ITA | FTR HONDA | 225.5 | 225.2 | 225.1 | 224.9 | 224.0 | 224.8 | 225.5 |
| 7 Efen VAZQUEZ | SPA | MAHINDRA | 225.2 | 224.2 | 224.0 | 223.9 | 223.6 | 224.2 | 225.2 |
| 84 Jakub KORNFEIL | CZE | KALEX KTM | 225.0 | 224.3 | 223.7 | 223.6 | 223.6 | 224.0 | 225.0 |
| 66 Florian ALT | GER | KALEX KTM | 224.8 | 224.3 | 222.7 | 221.9 | 221.2 | 223.0 | 224.8 |
| 89 Alan TECHER | FRA | TSR HONDA | 224.0 | 223.7 | 223.1 | 222.8 | 222.7 | 223.3 | 224.0 |
| 32 Isaac VIÑALES | SPA | FTR HONDA | 223.5 | 223.5 | 223.1 | 222.4 | 221.8 | 222.9 | 223.5 |
| 77 Lorenzo BALDASSARRI | ITA | FTR HONDA | 223.4 | 220.1 | 219.4 | 219.3 | 218.8 | 220.2 | 223.4 |
| 19 Alessandro TONUCCI | ITA | HONDA | 223.0 | 222.6 | 222.2 | 221.9 | 221.8 | 222.3 | 223.0 |
| 29 Hyuga WATANABE | JPN | HONDA | 222.8 | 222.8 | 222.7 | 221.9 | 221.7 | 222.4 | 222.8 |
| 8 Jack MILLER | AUS | FTR HONDA | 221.9 | 221.8 | 221.3 | 220.8 | 220.2 | 221.2 | 221.9 |
| 44 Miguel OLIVEIRA | POR | MAHINDRA | 221.8 | 221.3 | 220.9 | 219.7 | 219.6 | 220.7 | 221.8 |

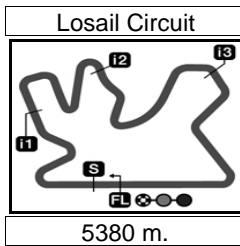
These data/results cannot be reproduced, stored and/or transmitted in whole or in part by any manner of electronic, mechanical, photocopying, recording, broadcasting or otherwise now known or herein after developed without the previous express consent by the copyright owner, except for reproduction in daily press and regular printed publications on sale to the public within 60 days of the event related to those data/results and always provided that copyright symbol appears together as follows below.

© DORNA, 2013

Official MotoGP Timing by **TISSOT**
www.motogp.com



Doha, Thursday, April 04, 2013



Computerised results and timing service provided by **TISSOT**

Moto3

COMMERCIAL BANK GRAND PRIX OF QATAR

Free Practice Nr. 2

Chronological Analysis of Performances

9

| P Crossing the finish line in pit lane | | T1 Time from finish line to 1st intermediate | | | | | T2 Time from 1st intermed. to 2nd intermed. | | | | | T3 Time from 2nd intermed. to 3rd intermed. | | | | | T4 Time from 3rd intermediate to finish line | | | | | | | | | | | | | | | | | | | | | | | | | | | | | | | | | | | | | | | | | | | | | | | | | | | | | | | | | | | | | | | | | | | | | | | | | | | | | | | | | | | | | | | | | | | | |
|--|-----------|---|----|----|----|-------|---|----------|----|----|----|---|-----------------|----------|----------|--------|--|-------|----|-----------------|--------|--------|--------|----------|-------|---|-----------------|--------|--------|--------|--------|-------|---|-----------------|--------|--------|--------|--------|-------|---|-----------------|--------|--------|--------|-----------|-------|---|-----------------|--------|--------|--------|--------|-------|---|-----------------|--------|--------|--------|-----------|-------|----|-----------------|--------|--------|----------|----------|-------|-----|-----------------|--------|--------|--------|----------|-------|----|-----------------|--------|--------|--------|--------|-------|----|-----------------|--------|--------|--------|--------|-------|----|-----------------|--------|--------|--------|--------|-------|----|-----------------|--------|--------|--------|--------|-------|----|-----------------|--------|--------|--------|--------|-------|
| Lap | Lap Time | T1 | T2 | T3 | T4 | Speed | Lap | Lap Time | T1 | T2 | T3 | T4 | Speed | Lap | Lap Time | T1 | T2 | T3 | T4 | Speed | | | | | | | | | | | | | | | | | | | | | | | | | | | | | | | | | | | | | | | | | | | | | | | | | | | | | | | | | | | | | | | | | | | | | | | | | | | | | | | | | | | | | | | | | |
| 1st | 39 | Luis SALOM Red Bull KTM Ajo SPA | | | | | Runs=3 Total laps=15 Full laps=10 | | | | | 3 | 2'10.465 | 28.771 | 33.202 | 31.436 | 37.056 | 230.4 | 4 | 2'10.036 | 28.616 | 32.872 | 31.553 | 36.995 | 234.6 | 5 | 2'11.957 | 28.748 | 33.074 | 32.532 | 37.603 | 233.9 | 6 | 2'11.080 | 28.756 | 33.119 | 31.861 | 37.344 | 236.0 | 7 | 7'07.047 P | 30.910 | 34.723 | 35.603 | 5'25.811 | 225.9 | 8 | 2'25.542 | 37.050 | 35.135 | 35.335 | 38.022 | 126.2 | 9 | 2'09.275 | 28.467 | 32.705 | 31.291 | 36.812 | 233.0 | 10 | 2'20.986 | 30.993 | 32.737 | 34.024 | 43.232 | 229.4 | 11 | 2'14.436 | 28.720 | 34.590 | 34.066 | 37.060 | 233.3 | 12 | 2'09.401 | 28.541 | 32.631 | 31.457 | 36.772 | 229.3 | 13 | 2'10.799 | 29.008 | 33.915 | 31.110 | 36.766 | 224.5 | 14 | 2'08.351 | 28.615 | 32.307 | 31.000 | 36.429 | 234.0 | 15 | 2'08.697 | 28.417 | 32.238 | 31.290 | 36.752 | 233.0 | 16 | 2'09.652 | 28.581 | 33.377 | 31.232 | 36.462 | 229.6 |
| 5th | 23 | Niccolò ANTONELLI GO&FUN Gresini Mot ITA | | | | | Runs=3 Total laps=11 Full laps=6 | | | | | 1 | 2'34.068 | 49.917 | 34.668 | 32.213 | 37.270 | 111.9 | 2 | 2'09.432 | 28.682 | 32.323 | 31.494 | 36.933 | 222.9 | 3 | 2'09.408 | 28.593 | 32.477 | 31.424 | 36.914 | 222.9 | 4 | 2'09.453 | 28.709 | 32.388 | 31.517 | 36.839 | 222.9 | 5 | 12'08.396 P | 29.783 | 32.890 | 32.238 | 10'33.485 | 221.6 | 6 | 2'15.136 | 33.622 | 33.175 | 31.593 | 36.746 | 124.0 | 7 | 2'09.176 | 28.613 | 32.346 | 31.456 | 36.761 | 221.5 | 8 | 7'54.716 P | 28.537 | 32.379 | 1'28.306 | 5'25.494 | 221.4 | 9 | 2'33.894 | 38.305 | 36.571 | 37.039 | 41.979 | 80.7 | 10 | 2'09.288 | 28.477 | 32.730 | 31.273 | 36.808 | 227.3 | 11 | 2'08.543 | 28.192 | 32.567 | 31.234 | 36.550 | 225.3 | | | | | | | | | | | | | | | | | | | | | |
| 2nd | 94 | Jonas FOLGER Mapfre Aspar Team M GER | | | | | Runs=2 Total laps=9 Full laps=5 | | | | | 1 | 4'46.992 | 3'04.289 | 33.594 | 31.741 | 37.368 | 91.5 | 2 | 2'09.662 | 28.620 | 32.818 | 31.467 | 36.757 | 227.4 | 3 | 2'09.162 | 28.438 | 32.518 | 31.286 | 36.920 | 231.1 | 4 | 2'09.036 | 28.430 | 32.463 | 31.290 | 36.853 | 225.8 | 5 | 6'50.215 P | 28.599 | 32.750 | 31.739 | 5'17.127 | 223.0 | 6 | 2'22.237 | 39.239 | 33.952 | 31.974 | 37.072 | 95.0 | 7 | 2'07.947 | 28.179 | 32.152 | 31.046 | 36.570 | 225.9 | 8 | 2'07.633 | 28.172 | 32.053 | 30.988 | 36.420 | 225.3 | PIT | 34.213 | 35.135 | 32.640 | 220.0 | | | | | | | | | | | | | | | | | | | | | | | | | | | | | | | | | | | | | |
| 3rd | 42 | Alex RINS Estrella Galicia 0,0 SPA | | | | | Runs=3 Total laps=14 Full laps=9 | | | | | 1 | 2'38.831 | 53.974 | 33.929 | 32.938 | 37.990 | 140.0 | 2 | 6'26.084 P | 30.638 | 35.829 | 32.444 | 4'47.173 | 226.5 | 3 | 2'15.709 | 33.588 | 33.497 | 31.548 | 37.076 | 142.6 | 4 | 2'08.789 | 28.631 | 32.234 | 31.193 | 36.731 | 227.8 | 5 | 2'08.616 | 28.609 | 32.311 | 31.130 | 36.566 | 226.5 | 6 | 2'08.304 | 28.523 | 32.158 | 31.109 | 36.514 | 226.2 | 7 | 2'07.968 | 28.429 | 32.101 | 31.071 | 36.367 | 226.3 | 8 | 2'08.374 | 28.428 | 32.267 | 31.201 | 36.478 | 227.0 | 9 | 7'51.763 P | 29.804 | 33.612 | 31.775 | 6'16.572 | 226.1 | 10 | 2'17.570 | 36.147 | 33.178 | 31.494 | 36.751 | 129.6 | 11 | 2'08.467 | 28.306 | 32.253 | 31.080 | 36.828 | 229.0 | 12 | 2'08.015 | 28.397 | 32.227 | 30.997 | 36.394 | 230.1 | 13 | 2'09.944 | 28.490 | 32.122 | 31.136 | 38.196 | 228.0 | 14 | 2'08.261 | 28.361 | 32.543 | 31.129 | 36.228 | 231.4 |
| 6th | 7 | Efren VAZQUEZ Mahindra Racing SPA | | | | | Runs=2 Total laps=14 Full laps=11 | | | | | 1 | 3'19.098 | 1'36.056 | 33.771 | 32.116 | 37.155 | 126.1 | 2 | 2'10.180 | 28.688 | 32.680 | 31.736 | 37.076 | 222.8 | 3 | 2'09.701 | 28.407 | 32.678 | 31.583 | 37.033 | 223.1 | 4 | 2'09.247 | 28.409 | 32.464 | 31.488 | 36.886 | 222.8 | 5 | 2'09.565 | 28.390 | 32.496 | 31.633 | 37.046 | 222.2 | 6 | 2'09.365 | 28.558 | 32.437 | 31.510 | 36.860 | 222.1 | 7 | 12'31.606 P | 28.770 | 32.646 | 31.733 | 10'58.457 | 223.9 | 8 | 2'23.837 | 41.105 | 34.116 | 31.556 | 37.060 | 106.4 | 9 | 2'09.101 | 28.610 | 32.326 | 31.368 | 36.797 | 223.5 | 10 | 2'08.546 | 28.415 | 32.217 | 31.179 | 36.735 | 223.6 | 11 | 2'08.586 | 28.376 | 32.275 | 31.115 | 36.820 | 224.0 | 12 | 2'09.132 | 28.504 | 32.196 | 31.451 | 36.981 | 224.2 | 13 | 2'09.962 | 28.591 | 32.604 | 31.640 | 37.127 | 221.8 | 14 | 2'09.204 | 28.578 | 32.469 | 31.333 | 36.824 | 225.2 |
| 4th | 12 | Alex MARQUEZ Estrella Galicia 0,0 SPA | | | | | Runs=2 Total laps=16 Full laps=13 | | | | | 1 | 2'48.491 | 1'04.039 | 34.012 | 32.029 | 38.411 | 123.1 | 2 | 2'11.057 | 28.791 | 33.294 | 31.802 | 37.170 | 234.1 | | | | | | | | | | | | | | | | | | | | | | | | | | | | | | | | | | | | | | | | | | | | | | | | | | | | | | | | | | | | | | | | | | | | | | | | | | | | | | | | | | | | |
| 7th | 41 | Brad BINDER Ambrogio Racing RSA | | | | | Runs=3 Total laps=14 Full laps=9 | | | | | 1 | 2'49.394 | 1'02.902 | 34.059 | 32.563 | 39.870 | 135.1 | 2 | 2'11.374 | 28.810 | 32.574 | 32.521 | 37.469 | 221.0 | 3 | 2'11.284 | 28.529 | 32.508 | 31.426 | 38.821 | 225.8 | 4 | 2'08.580 | 28.422 | 32.343 | 31.116 | 36.699 | 221.8 | | | | | | | | | | | | | | | | | | | | | | | | | | | | | | | | | | | | | | | | | | | | | | | | | | | | | | | | | | | | | | | | | | | | | | |

Fastest Lap: Luis SALOM Red Bull KTM Ajo SPA **2'07.341** 28.206 32.014 30.827 36.294

These data/results cannot be reproduced, stored and/or transmitted in whole or in part by any manner of electronic, mechanical, photocopying, recording, broadcasting or otherwise now known or herein after developed without the previous express consent by the copyright owner, except for reproduction in daily press and regular printed publications on sale to the public within 60 days of the event related to those data/results and always provided that copyright symbol appears together as follows below.
© DORNA, 2013



Free Practice Nr. 2

Moto3

| Lap | Lap Time | T1 | T2 | T3 | T4 | Speed | Lap | Lap Time | T1 | T2 | T3 | T4 | Speed |
|--|------------|----------|--------|--------|----------|-------|--|-------------|----------|--------|--------|-----------|-------|
| 8th 31 Niklas AJO Avant Tecno FIN | | | | | | | 11th 99 Danny WEBB Ambrogio Racing GBR | | | | | | |
| Runs=3 Total laps=14 Full laps=9 | | | | | | | Runs=3 Total laps=14 Full laps=9 | | | | | | |
| 1 | 2'46.379 | 1'00.884 | 34.832 | 32.622 | 38.041 | 125.7 | 1 | 2'48.374 | 1'02.481 | 34.194 | 32.641 | 39.058 | 131.3 |
| 2 | 2'11.468 | 29.170 | 33.152 | 31.860 | 37.286 | 227.0 | 2 | 2'12.086 | 29.058 | 33.208 | 31.802 | 38.018 | 221.2 |
| 3 | 2'10.411 | 28.810 | 33.031 | 31.758 | 36.812 | 227.2 | 3 | 2'11.751 | 28.672 | 32.514 | 31.439 | 39.126 | 220.4 |
| 4 | 2'09.938 | 28.612 | 32.773 | 31.499 | 37.054 | 233.3 | 4 | 2'09.697 | 28.298 | 32.688 | 31.714 | 36.997 | 226.4 |
| 5 | 6'51.067 P | 31.488 | 34.504 | 31.706 | 5'13.369 | 226.4 | 5 | 2'09.869 | 28.456 | 32.455 | 31.648 | 37.310 | 222.2 |
| 6 | 2'15.754 | 34.243 | 33.083 | 31.523 | 36.905 | 114.5 | 6 | 2'17.778 | 29.262 | 35.288 | 34.808 | 38.420 | 217.0 |
| 7 | 2'08.581 | 28.319 | 32.324 | 31.188 | 36.750 | 231.6 | 7 | 7'32.767 P | 28.580 | 32.851 | 31.464 | 5'59.872 | 221.9 |
| 8 | 2'09.506 | 28.564 | 32.685 | 31.329 | 36.928 | 231.1 | 8 | 2'13.385 | 32.479 | 32.659 | 31.428 | 36.819 | 136.7 |
| 9 | 2'09.264 | 28.601 | 32.444 | 31.414 | 36.805 | 231.2 | 9 | 2'09.438 | 28.541 | 32.462 | 31.303 | 37.132 | 220.0 |
| 10 | 7'13.648 P | 30.415 | 34.140 | 33.102 | 5'35.991 | 225.0 | 10 | 5'50.131 P | 28.569 | 32.814 | 31.911 | 4'16.837 | 216.1 |
| 11 | 2'14.490 | 32.920 | 33.061 | 31.523 | 36.986 | 135.7 | 11 | 2'18.774 | 37.625 | 32.629 | 31.699 | 36.821 | 127.4 |
| 12 | 2'08.586 | 28.895 | 32.287 | 30.911 | 36.493 | 227.2 | 12 | 2'08.766 | 28.206 | 32.276 | 31.210 | 37.074 | 222.8 |
| 13 | 2'08.684 | 28.383 | 32.410 | 31.071 | 36.820 | 233.5 | 13 | 2'09.472 | 28.237 | 32.322 | 31.391 | 37.522 | 226.7 |
| 14 | 2'09.316 | 28.677 | 32.662 | 31.448 | 36.529 | 231.3 | 14 | 2'09.112 | 28.593 | 32.387 | 31.258 | 36.874 | 218.7 |
| 9th 25 Maverick VIÑALES Team Calvo SPA | | | | | | | 12th 89 Alan TECHER CIP Moto3 FRA | | | | | | |
| Runs=4 Total laps=14 Full laps=7 | | | | | | | Runs=2 Total laps=16 Full laps=13 | | | | | | |
| 1 | 3'31.096 | 1'46.791 | 34.598 | 32.333 | 37.374 | 127.3 | 1 | 3'27.042 | 1'42.454 | 34.150 | 32.555 | 37.883 | 137.7 |
| 2 | 2'11.029 | 29.051 | 32.942 | 31.926 | 37.110 | 229.6 | 2 | 2'11.091 | 29.036 | 32.926 | 31.865 | 37.264 | 222.7 |
| 3 | 2'10.843 | 28.811 | 32.974 | 31.912 | 37.146 | 229.4 | 3 | 2'10.910 | 28.775 | 32.795 | 31.873 | 37.467 | 223.1 |
| 4 | 5'46.317 P | 28.691 | 32.940 | 31.885 | 4'12.801 | 228.5 | 4 | 2'11.290 | 29.008 | 32.958 | 31.944 | 37.380 | 222.8 |
| 5 | 2'22.684 | 36.188 | 33.376 | 35.621 | 37.499 | 115.4 | 5 | 2'10.899 | 28.962 | 32.823 | 31.784 | 37.330 | 222.3 |
| 6 | 2'09.420 | 28.356 | 32.728 | 31.639 | 36.697 | 227.9 | 6 | 2'11.006 | 28.984 | 32.644 | 31.782 | 37.596 | 222.4 |
| 7 | 2'09.011 | 28.378 | 32.566 | 31.517 | 36.550 | 228.1 | 7 | 7'53.695 P | 29.355 | 33.443 | 32.127 | 6'18.770 | 220.3 |
| 8 | 5'27.516 P | 30.097 | 33.404 | 32.077 | 3'51.938 | 227.5 | 8 | 2'14.433 | 32.671 | 32.811 | 31.777 | 37.174 | 134.1 |
| 9 | 2'21.273 | 34.069 | 35.523 | 33.964 | 37.717 | 123.5 | 9 | 2'09.620 | 28.729 | 32.251 | 31.442 | 37.198 | 222.1 |
| 10 | 2'08.663 | 28.261 | 32.270 | 31.592 | 36.540 | 229.3 | 10 | 2'09.135 | 28.664 | 32.252 | 31.404 | 36.815 | 220.9 |
| 11 | 2'08.609 | 28.155 | 32.380 | 31.445 | 36.629 | 227.8 | 11 | 2'09.206 | 28.698 | 32.286 | 31.313 | 36.909 | 221.8 |
| 12 | 2'08.602 | 28.346 | 32.368 | 31.349 | 36.539 | 227.4 | 12 | 2'09.200 | 28.622 | 32.318 | 31.289 | 36.971 | 219.5 |
| 13 | 3'26.655 P | 28.331 | 32.624 | 31.425 | 1'54.275 | 227.7 | 13 | 2'09.221 | 28.532 | 32.269 | 31.480 | 36.940 | 220.7 |
| 14 | 2'12.822 | 32.394 | 32.237 | 31.146 | 37.045 | 139.0 | 14 | 2'11.625 | 30.276 | 32.477 | 31.571 | 37.301 | 220.5 |
| | | | | | | | 15 | 2'08.820 | 28.695 | 32.229 | 31.118 | 36.778 | 223.7 |
| | | | | | | | 16 | 2'09.103 | 28.513 | 32.440 | 31.290 | 36.860 | 224.0 |
| 10th 84 Jakub KORNFEIL Redox RW Racing GP CZE | | | | | | | 13th 44 Miguel OLIVEIRA Mahindra Racing POR | | | | | | |
| Runs=3 Total laps=15 Full laps=10 | | | | | | | Runs=2 Total laps=9 Full laps=7 | | | | | | |
| 1 | 2'28.963 | 43.551 | 34.743 | 32.785 | 37.884 | 90.5 | 1 | 24'33.935 P | 1'12.843 | 34.136 | 32.760 | 22'14.196 | 133.1 |
| 2 | 2'11.495 | 28.993 | 32.874 | 32.110 | 37.518 | 223.4 | 2 | 2'16.671 | 33.800 | 33.377 | 31.952 | 37.542 | 139.1 |
| 3 | 2'10.646 | 28.851 | 32.753 | 31.774 | 37.268 | 224.3 | 3 | 2'09.584 | 28.673 | 32.549 | 31.510 | 36.852 | 220.9 |
| 4 | 8'15.158 P | 30.966 | 33.021 | 31.878 | 6'39.293 | 222.8 | 4 | 2'09.487 | 28.575 | 32.328 | 31.502 | 37.082 | 221.3 |
| 5 | 2'27.192 | 36.221 | 35.771 | 36.592 | 38.608 | 143.1 | 5 | 2'09.279 | 28.566 | 32.331 | 31.359 | 37.023 | 219.6 |
| 6 | 2'10.053 | 28.960 | 32.504 | 31.561 | 37.028 | 222.8 | 6 | 2'08.977 | 28.511 | 32.331 | 31.287 | 36.848 | 219.7 |
| 7 | 2'09.010 | 28.552 | 32.324 | 31.211 | 36.923 | 225.0 | 7 | 2'10.336 | 28.520 | 32.363 | 32.371 | 37.082 | 219.1 |
| 8 | 2'09.016 | 28.481 | 32.262 | 31.222 | 37.051 | 223.7 | 8 | 2'09.451 | 28.540 | 32.428 | 31.407 | 37.076 | 221.8 |
| 9 | 2'09.245 | 28.728 | 32.418 | 31.305 | 36.794 | 223.6 | 9 | 2'09.259 | 28.616 | 32.415 | 31.390 | 36.838 | 219.4 |
| 10 | 2'08.881 | 28.472 | 32.364 | 31.294 | 36.751 | 223.5 | | | | | | | |
| 11 | 2'09.135 | 28.584 | 32.353 | 31.257 | 36.941 | 222.5 | | | | | | | |
| 12 | 4'31.264 P | 30.352 | 34.475 | 33.563 | 2'52.874 | 222.5 | | | | | | | |
| 13 | 2'27.738 | 43.208 | 36.095 | 31.560 | 36.875 | 145.7 | | | | | | | |
| 14 | 2'08.720 | 28.571 | 32.212 | 31.153 | 36.784 | 222.7 | | | | | | | |
| 15 | 2'08.611 | 28.394 | 32.230 | 31.128 | 36.859 | 223.6 | | | | | | | |
| 14th 63 Zulfahmi KHAIRUD Red Bull KTM Ajo MAL | | | | | | | 14th 63 Zulfahmi KHAIRUD Red Bull KTM Ajo MAL | | | | | | |
| Runs=3 Total laps=13 Full laps=8 | | | | | | | Runs=3 Total laps=13 Full laps=8 | | | | | | |
| 1 | 2'51.126 | 1'08.108 | 33.494 | 32.096 | 37.428 | 91.5 | 1 | 2'51.126 | 1'08.108 | 33.494 | 32.096 | 37.428 | 91.5 |
| 2 | 2'10.545 | 28.782 | 33.041 | 31.574 | 37.148 | 231.0 | 2 | 2'10.545 | 28.782 | 33.041 | 31.574 | 37.148 | 231.0 |
| 3 | 2'09.573 | 28.481 | 32.642 | 31.463 | 36.987 | 230.9 | 3 | 2'09.573 | 28.481 | 32.642 | 31.463 | 36.987 | 230.9 |
| 4 | 2'09.073 | 28.661 | 32.495 | 31.284 | 36.633 | 230.1 | 4 | 2'09.073 | 28.661 | 32.495 | 31.284 | 36.633 | 230.1 |
| 5 | 8'02.114 P | 28.913 | 32.876 | 31.879 | 6'28.446 | 231.2 | 5 | 8'02.114 P | 28.913 | 32.876 | 31.879 | 6'28.446 | 231.2 |
| 6 | 2'17.038 | 34.886 | 33.202 | 31.798 | 37.152 | 107.3 | 6 | 2'17.038 | 34.886 | 33.202 | 31.798 | 37.152 | 107.3 |
| 7 | 2'09.740 | 28.614 | 32.472 | 31.646 | 37.008 | 226.7 | 7 | 2'09.740 | 28.614 | 32.472 | 31.646 | 37.008 | 226.7 |
| 8 | 7'29.600 P | 28.584 | 33.142 | 31.927 | 5'55.947 | 226.8 | 8 | 7'29.600 P | 28.584 | 33.142 | 31.927 | 5'55.947 | 226.8 |
| 9 | 2'23.915 | 40.954 | 33.789 | 32.068 | 37.104 | 106.3 | 9 | 2'23.915 | 40.954 | 33.789 | 32.068 | 37.104 | 106.3 |
| 10 | 2'09.313 | 28.389 | 32.345 | 31.385 | 37.194 | 230.2 | 10 | 2'09.313 | 28.389 | 32.345 | 31.385 | 37.194 | 230.2 |
| 11 | 2'09.793 | 28.387 | 32.304 | 32.215 | 36.887 | 227.6 | 11 | 2'09.793 | 28.387 | 32.304 | 32.215 | 36.887 | 227.6 |
| 12 | 2'10.495 | 28.610 | 32.500 | 31.641 | 37.744 | 228.7 | 12 | 2'10.495 | 28.610 | 32.500 | 31.641 | 37.744 | 228.7 |

Fastest Lap: Luis SALOM Red Bull KTM Ajo SPA 2'07.341 28.206 32.014 30.827 36.294

These data/results cannot be reproduced, stored and/or transmitted in whole or in part by any manner of electronic, mechanical, photocopying, recording, broadcasting or otherwise now known or herein after developed without the previous express consent by the copyright owner, except for reproduction in daily press and regular printed publications on sale to the public within 60 days of the event related to those data/results and always provided that copyright symbol appears together as follows below.
© DORNA, 2013



Free Practice Nr. 2

Moto3

| Lap | Lap Time | T1 | T2 | T3 | T4 | Speed | Lap | Lap Time | T1 | T2 | T3 | T4 | Speed | | | | | | |
|-------------|-----------|----------|--------|---------------|-------------|-----------|-------------|-----------|----------------------|--------|---------------|---------------|------------------|----------------------|--------|--------|---------------------------|--|----------------------|
| 13 | 2'09.124 | 28.339 | 32.935 | 31.259 | 36.591 | 229.6 | 19th | 10 | Alexis MASBOU | | | | Ongetta-Rivacold | FRA | | | | | |
| 15th | | | | | | | 32 | | | | | | | Isaac VINALES | | | Bimbo-Ongetta-Centro SPA | | |
| | | | Runs=3 | Total laps=12 | Full laps=7 | | | | | | Runs=3 | Total laps=14 | Full laps=9 | | | | | | |
| 1 | 2'58.056 | 1'12.472 | 34.264 | 32.870 | 38.450 | 134.8 | 1 | 3'02.235 | 1'16.533 | 34.814 | 32.951 | 37.937 | 136.4 | | | | | | |
| 2 | 2'12.946 | 29.561 | 33.497 | 32.001 | 37.887 | 218.7 | 2 | 2'11.666 | 28.939 | 33.272 | 31.961 | 37.494 | 228.2 | | | | | | |
| 3 | 2'11.654 | 29.233 | 33.098 | 31.880 | 37.443 | 222.4 | 3 | 2'11.120 | 28.646 | 33.069 | 31.768 | 37.637 | 231.0 | | | | | | |
| 4 | 9'07.097 | P | 29.881 | 33.648 | 32.749 | 7'30.819 | 221.0 | 4 | 2'11.317 | 28.780 | 32.923 | 32.032 | 37.582 | 226.4 | | | | | |
| 5 | 2'22.399 | 37.402 | 34.052 | 33.329 | 37.616 | 103.0 | 5 | 7'14.670 | P | 29.939 | 34.071 | 33.742 | 5'36.918 | 225.3 | | | | | |
| 6 | 2'10.327 | 28.799 | 32.588 | 31.735 | 37.205 | 221.4 | 6 | 2'40.562 | 39.575 | 44.401 | 36.174 | 40.412 | 132.1 | | | | | | |
| 7 | 2'10.207 | 28.784 | 32.661 | 31.605 | 37.157 | 221.8 | 7 | 2'10.774 | 28.706 | 33.033 | 31.816 | 37.219 | 226.9 | | | | | | |
| 8 | 10'01.764 | P | 29.656 | 32.995 | 32.385 | 8'26.728 | 221.4 | 8 | 2'36.037 | 52.586 | 34.009 | 32.133 | 37.309 | 224.3 | | | | | |
| 9 | 2'18.525 | 36.568 | 32.918 | 31.818 | 37.221 | 114.4 | 9 | 6'40.258 | P | 28.954 | 32.824 | 38.199 | 5'00.281 | 224.1 | | | | | |
| 10 | 2'09.147 | 28.743 | 32.391 | 31.275 | 36.738 | 223.1 | 10 | 2'22.016 | 35.414 | 34.157 | 34.432 | 38.013 | 136.1 | | | | | | |
| 11 | 2'09.600 | 28.723 | 32.449 | 31.377 | 37.051 | 223.5 | 11 | 2'10.126 | 28.703 | 32.716 | 31.619 | 37.088 | 229.4 | | | | | | |
| 12 | 2'10.547 | 29.287 | 32.509 | 31.403 | 37.348 | 223.5 | 12 | 2'09.627 | 28.637 | 32.587 | 31.475 | 36.928 | 227.2 | | | | | | |
| 16th | | | | | | | 8 | | | | | | | Jack MILLER | | | Caretta Technology - AUS | | |
| | | | Runs=3 | Total laps=11 | Full laps=6 | | | | | | Runs=2 | Total laps=16 | Full laps=13 | | | | | | |
| 1 | 2'24.090 | 39.477 | 33.919 | 32.685 | 38.009 | 119.5 | 1 | 2'29.391 | 44.051 | 34.766 | 32.797 | 37.777 | 105.5 | | | | | | |
| 2 | 2'13.648 | 30.328 | 33.331 | 32.226 | 37.763 | 215.8 | 2 | 2'20.032 | 36.667 | 33.825 | 32.137 | 37.403 | 229.3 | | | | | | |
| 3 | 9'25.751 | P | 29.123 | 33.089 | 32.208 | 7'51.331 | 216.6 | 3 | 2'11.869 | 28.997 | 33.250 | 32.084 | 37.538 | 227.8 | | | | | |
| 4 | 2'15.332 | 33.074 | 33.055 | 31.626 | 37.577 | 130.5 | 4 | 2'11.514 | 28.944 | 33.176 | 32.018 | 37.376 | 226.6 | | | | | | |
| 5 | 2'10.618 | 28.791 | 32.651 | 31.652 | 37.524 | 220.8 | 5 | 2'21.121 | 36.848 | 35.144 | 31.820 | 37.309 | 225.7 | | | | | | |
| 6 | 2'10.437 | 28.914 | 32.560 | 31.620 | 37.343 | 217.6 | 6 | 2'10.679 | 28.938 | 32.951 | 31.658 | 37.132 | 229.2 | | | | | | |
| 7 | 2'10.674 | 28.605 | 32.325 | 32.138 | 37.606 | 220.2 | 7 | 6'52.703 | P | 31.030 | 33.628 | 34.276 | 5'13.769 | 228.0 | | | | | |
| 8 | 2'36.062 | 32.478 | 45.570 | 40.809 | 37.205 | 221.8 | 8 | 2'38.675 | 50.151 | 35.393 | 35.069 | 38.062 | 79.7 | | | | | | |
| 9 | 10'35.369 | P | 28.832 | 32.393 | 33.834 | 9'00.310 | 221.9 | 9 | 2'10.064 | 28.806 | 32.618 | 31.579 | 37.061 | 230.3 | | | | | |
| 10 | 2'36.815 | 37.242 | 38.644 | 36.961 | 43.968 | 137.4 | 10 | 2'21.597 | 30.143 | 32.885 | 33.037 | 45.532 | 228.4 | | | | | | |
| 11 | 2'09.205 | 28.450 | 32.619 | 31.283 | 36.853 | 221.3 | 11 | 2'31.179 | 29.002 | 32.955 | 40.298 | 48.924 | 222.7 | | | | | | |
| 17th | | | | | | | 5 | | | | | | | Romano FENATI | | | San Carlo Team Italia ITA | | |
| | | | Runs=3 | Total laps=14 | Full laps=8 | | | | | | Runs=3 | Total laps=14 | Full laps=9 | | | | | | |
| 1 | 3'08.533 | 1'25.659 | 33.524 | 31.783 | 37.567 | 122.6 | 1 | 4'43.970 | 2'56.003 | 35.598 | 33.947 | 38.422 | 87.5 | | | | | | |
| 2 | 2'10.656 | 29.016 | 32.834 | 31.574 | 37.232 | 224.2 | 2 | 2'12.507 | 29.115 | 33.297 | 32.442 | 37.653 | 229.3 | | | | | | |
| 3 | 2'10.388 | 28.841 | 32.828 | 31.691 | 37.028 | 225.0 | 3 | 2'11.185 | 29.017 | 32.867 | 31.882 | 37.419 | 226.0 | | | | | | |
| 4 | 6'24.949 | P | 30.430 | 35.071 | 32.428 | 4'47.020 | 225.1 | 4 | 2'16.333 | 29.157 | 37.270 | 32.398 | 37.508 | 225.8 | | | | | |
| 5 | 2'18.682 | 34.595 | 35.086 | 31.946 | 37.055 | 128.5 | 5 | 6'53.692 | P | 29.077 | 35.363 | 33.118 | 5'16.134 | 225.3 | | | | | |
| 6 | 2'09.714 | 28.809 | 32.578 | 31.362 | 36.965 | 222.3 | 6 | 2'20.757 | 36.248 | 33.329 | 33.537 | 37.643 | 139.5 | | | | | | |
| 7 | 2'13.909 | 28.642 | 32.534 | 35.814 | 36.919 | 224.2 | 7 | 2'11.983 | 28.920 | 33.310 | 32.409 | 37.344 | 226.9 | | | | | | |
| 8 | 2'09.502 | 28.508 | 32.457 | 31.441 | 37.096 | 226.1 | 8 | 2'11.423 | 28.840 | 33.098 | 32.009 | 37.476 | 227.0 | | | | | | |
| 9 | 5'56.943 | P | 29.912 | 33.593 | 32.407 | 4'21.031 | 215.1 | 9 | 2'10.970 | 28.669 | 33.032 | 31.942 | 37.327 | 225.7 | | | | | |
| 10 | 2'17.063 | 36.321 | 32.428 | 31.441 | 36.873 | 121.5 | 10 | 5'25.724 | P | 30.415 | 34.848 | 35.209 | 3'45.252 | 224.9 | | | | | |
| 11 | 2'09.482 | 28.565 | 32.491 | 31.602 | 36.824 | 224.2 | 11 | 2'40.399 | 42.002 | 44.391 | 36.095 | 37.911 | 104.0 | | | | | | |
| 12 | 2'09.521 | 28.633 | 32.752 | 31.323 | 36.813 | 225.1 | 12 | 2'11.309 | 28.973 | 33.138 | 31.879 | 37.319 | 227.8 | | | | | | |
| 13 | 2'11.061 | 28.710 | 33.120 | 31.884 | 37.347 | 226.7 | 13 | 2'10.798 | 28.783 | 32.891 | 32.076 | 37.048 | 226.3 | | | | | | |
| PIT | | | | | | | 28.790 | 33.762 | 36.615 | | | | 231.2 | | | | | | |
| 18th | | | | | | | 17 | | | | | | | John McPHEE | | | Caretta Technology - GBR | | |
| | | | Runs=3 | Total laps=12 | Full laps=7 | | | | | | Runs=2 | Total laps=15 | Full laps=12 | | | | | | |
| 1 | 2'49.460 | 1'05.509 | 33.807 | 32.440 | 37.704 | 132.8 | 1 | 2'47.199 | 1'01.914 | 34.405 | 32.506 | 38.374 | 120.8 | | | | | | |
| 2 | 2'10.564 | 28.873 | 32.754 | 31.518 | 37.419 | 226.5 | 2 | 2'11.083 | 28.942 | 33.291 | 31.704 | 37.146 | 232.7 | | | | | | |
| 3 | 2'09.566 | 28.499 | 32.749 | 31.410 | 36.908 | 225.7 | 3 | 2'10.812 | 28.664 | 33.334 | 31.759 | 37.055 | 234.0 | | | | | | |
| 4 | 2'10.002 | 28.620 | 32.594 | 31.576 | 37.212 | 226.7 | 4 | 2'10.113 | 28.725 | 32.847 | 31.556 | 36.985 | 234.0 | | | | | | |
| 5 | 2'12.832 | 30.369 | 33.328 | 31.584 | 37.551 | 225.9 | 5 | 9'24.003 | P | 33.564 | 35.048 | 32.497 | 7'42.894 | 232.8 | | | | | |
| 6 | 2'10.944 | 28.765 | 32.856 | 31.910 | 37.413 | 226.3 | 6 | 2'21.001 | 34.758 | 37.437 | 31.746 | 37.060 | 135.5 | | | | | | |
| 7 | 11'58.688 | P | 30.195 | 39.089 | 33.201 | 10'16.203 | 215.8 | 7 | 2'10.433 | 28.554 | 32.920 | 31.703 | 37.256 | 231.7 | | | | | |
| 8 | 2'25.586 | 37.067 | 36.346 | 34.592 | 37.581 | 101.3 | 22nd | | | | | | | 61 | | | Arthur SISIS | | Red Bull KTM Ajo AUS |
| 9 | 2'11.778 | 28.917 | 32.568 | 32.999 | 37.294 | 219.3 | | | | Runs=2 | Total laps=15 | Full laps=12 | | | | | | | |
| 10 | 2'10.198 | 28.688 | 32.658 | 31.660 | 37.192 | 223.5 | | | | 1 | 2'47.199 | 1'01.914 | 34.405 | 32.506 | 38.374 | 120.8 | | | |
| 11 | 6'01.761 | P | 29.753 | 40.498 | 50.141 | 4'01.369 | 226.0 | | | | 2 | 2'11.083 | 28.942 | 33.291 | 31.704 | 37.146 | 232.7 | | |
| 12 | 2'15.339 | 32.617 | 33.146 | 32.036 | 37.540 | 138.6 | | | | 3 | 2'10.812 | 28.664 | 33.334 | 31.759 | 37.055 | 234.0 | | | |

Fastest Lap: Luis SALOM Red Bull KTM Ajo SPA 2'07.341 28.206 32.014 30.827 36.294

These data/results cannot be reproduced, stored and/or transmitted in whole or in part by any manner of electronic, mechanical, photocopying, recording, broadcasting or otherwise now known or herein after developed without the previous express consent by the copyright owner, except for reproduction in daily press and regular printed publications on sale to the public within 60 days of the event related to those data/results and always provided that copyright symbol appears together as follows below.
© DORNA, 2013



Free Practice Nr. 2

Moto3

| Lap | Lap Time | T1 | T2 | T3 | T4 | Speed | Lap | Lap Time | T1 | T2 | T3 | T4 | Speed |
|-----|----------|--------|--------|--------|--------|-------|-----|------------|--------|--------|--------|----------|-------|
| 8 | 2'10.364 | 28.440 | 32.827 | 31.684 | 37.413 | 231.8 | 5 | 6'55.159 P | 29.836 | 34.871 | 33.274 | 5'17.178 | 221.1 |
| 9 | 2'20.734 | 32.315 | 35.081 | 34.066 | 39.272 | 229.3 | 6 | 2'19.196 | 35.928 | 33.518 | 32.142 | 37.608 | 108.9 |
| 10 | 2'17.832 | 28.732 | 34.452 | 37.188 | 37.460 | 224.0 | 7 | 2'11.871 | 29.118 | 33.168 | 32.176 | 37.409 | 223.5 |
| 11 | 2'10.768 | 28.714 | 33.078 | 31.757 | 37.219 | 230.6 | 8 | 2'10.952 | 28.836 | 32.858 | 31.772 | 37.486 | 228.1 |
| 12 | 2'10.639 | 28.666 | 33.180 | 31.733 | 37.060 | 230.2 | 9 | 2'37.132 | 29.744 | 34.174 | 40.752 | 52.462 | 223.3 |
| 13 | 2'21.099 | 30.387 | 37.958 | 35.279 | 37.475 | 230.5 | 10 | 2'11.768 | 29.138 | 33.053 | 32.188 | 37.389 | 223.0 |
| 14 | 2'10.788 | 28.733 | 33.122 | 31.774 | 37.159 | 229.3 | 11 | 2'11.287 | 28.927 | 33.174 | 31.783 | 37.403 | 223.6 |
| 15 | 2'10.658 | 28.709 | 32.981 | 31.677 | 37.291 | 228.7 | 12 | 2'11.110 | 28.787 | 33.130 | 31.812 | 37.381 | 224.3 |

23rd 19 Alessandro TONUĆ La Fonte Tascaracing ITA
Runs=3 Total laps=12 Full laps=7

| | | | | | | |
|----|-------------|--------|--------|--------|-----------|-------|
| 1 | 2'40.088 | 52.185 | 35.550 | 33.712 | 38.641 | 116.8 |
| 2 | 2'13.258 | 29.617 | 33.501 | 32.202 | 37.938 | 221.8 |
| 3 | 5'53.580 P | 30.493 | 39.691 | 33.050 | 4'10.346 | 219.6 |
| 4 | 2'17.730 | 32.922 | 33.896 | 32.740 | 38.172 | 137.8 |
| 5 | 2'12.625 | 29.271 | 33.274 | 32.305 | 37.775 | 219.7 |
| 6 | 12'00.099 P | 29.700 | 34.152 | 32.936 | 10'23.311 | 220.2 |
| 7 | 2'19.014 | 34.475 | 34.122 | 32.643 | 37.774 | 126.0 |
| 8 | 2'10.929 | 28.900 | 32.875 | 31.816 | 37.338 | 220.9 |
| 9 | 2'11.208 | 29.067 | 33.098 | 31.725 | 37.318 | 221.9 |
| 10 | 2'10.531 | 28.927 | 32.745 | 31.477 | 37.382 | 222.6 |
| 11 | 2'13.066 | 29.475 | 34.161 | 31.911 | 37.519 | 223.0 |
| 12 | 2'10.327 | 28.913 | 32.719 | 31.618 | 37.077 | 222.2 |

24th 58 Juanfran GUEVARA CIP Moto3 SPA
Runs=2 Total laps=14 Full laps=11

| | | | | | | |
|----|-------------|----------|--------|--------|----------|-------|
| 1 | 3'15.623 | 1'29.805 | 34.567 | 33.208 | 38.043 | 128.4 |
| 2 | 2'14.234 | 29.649 | 34.158 | 32.907 | 37.520 | 221.3 |
| 3 | 2'13.599 | 29.237 | 33.267 | 33.345 | 37.750 | 224.8 |
| 4 | 2'13.031 | 29.342 | 33.304 | 32.412 | 37.973 | 221.6 |
| 5 | 2'12.987 | 29.363 | 33.305 | 32.358 | 37.961 | 221.4 |
| 6 | 2'12.775 | 29.405 | 33.342 | 32.341 | 37.687 | 218.9 |
| 7 | 2'12.837 | 29.257 | 33.291 | 32.505 | 37.784 | 224.2 |
| 8 | 10'35.269 P | 29.691 | 33.206 | 34.119 | 8'58.253 | 220.0 |
| 9 | 2'18.779 | 34.560 | 33.537 | 32.748 | 37.934 | 128.2 |
| 10 | 2'11.734 | 28.981 | 33.029 | 32.334 | 37.390 | 222.6 |
| 11 | 2'11.251 | 28.904 | 32.852 | 32.011 | 37.484 | 221.4 |
| 12 | 2'10.651 | 29.154 | 32.843 | 31.549 | 37.105 | 225.7 |
| 13 | 2'11.017 | 28.943 | 32.629 | 32.109 | 37.336 | 227.0 |
| 14 | 2'11.149 | 28.789 | 32.740 | 32.170 | 37.450 | 225.6 |

25th 65 Philipp OETTL Paddock TT Motion E GER
Runs=2 Total laps=13 Full laps=10

| | | | | | | |
|----|-------------|--------|--------|--------|-----------|-------|
| 1 | 2'41.402 | 55.640 | 34.538 | 33.081 | 38.143 | 144.2 |
| 2 | 2'13.800 | 29.497 | 34.095 | 32.611 | 37.597 | 232.5 |
| 3 | 2'12.987 | 29.313 | 33.699 | 32.504 | 37.471 | 231.5 |
| 4 | 2'14.987 | 31.146 | 33.757 | 32.685 | 37.399 | 231.2 |
| 5 | 2'12.073 | 28.969 | 33.366 | 32.321 | 37.417 | 233.8 |
| 6 | 2'12.240 | 29.156 | 33.406 | 32.338 | 37.340 | 231.9 |
| 7 | 13'12.217 P | 29.729 | 35.115 | 33.185 | 11'34.188 | 230.1 |
| 8 | 2'19.792 | 36.293 | 33.578 | 32.400 | 37.521 | 106.4 |
| 9 | 2'11.371 | 29.017 | 33.045 | 32.202 | 37.107 | 229.1 |
| 10 | 2'10.978 | 28.813 | 33.087 | 32.056 | 37.022 | 229.6 |
| 11 | 2'10.723 | 28.794 | 32.873 | 32.185 | 36.871 | 229.6 |
| 12 | 2'10.657 | 28.748 | 32.767 | 32.009 | 37.133 | 228.7 |
| 13 | 2'11.162 | 28.703 | 32.977 | 32.135 | 37.347 | 228.3 |

26th 9 Toni FINSTERBUSCH Kiefer Racing GER
Runs=2 Total laps=16 Full laps=13

| | | | | | | |
|---|----------|----------|--------|--------|--------|-------|
| 1 | 3'45.570 | 1'58.568 | 34.874 | 33.203 | 38.925 | 138.4 |
| 2 | 2'14.510 | 29.749 | 34.157 | 32.510 | 38.094 | 221.2 |
| 3 | 2'13.360 | 29.351 | 33.697 | 32.343 | 37.969 | 221.5 |
| 4 | 2'13.005 | 29.354 | 33.389 | 32.339 | 37.923 | 221.5 |

27th 4 Francesco BAGNAI San Carlo Team Italia ITA
Runs=3 Total laps=14 Full laps=9

| | | | | | | |
|----|------------|----------|--------|--------|----------|-------|
| 1 | 3'34.407 | 1'48.227 | 34.766 | 33.156 | 38.258 | 141.1 |
| 2 | 2'13.947 | 29.590 | 33.787 | 32.659 | 37.911 | 225.5 |
| 3 | 2'13.045 | 29.384 | 33.411 | 32.308 | 37.942 | 225.1 |
| 4 | 2'12.784 | 29.189 | 33.441 | 32.486 | 37.668 | 224.0 |
| 5 | 2'12.922 | 29.275 | 33.417 | 32.556 | 37.674 | 223.1 |
| 6 | 2'12.324 | 29.093 | 33.384 | 32.273 | 37.574 | 223.0 |
| 7 | 7'01.371 P | 29.795 | 34.277 | 33.712 | 5'23.587 | 223.9 |
| 8 | 2'16.794 | 33.770 | 33.293 | 32.278 | 37.453 | 129.0 |
| 9 | 2'12.577 | 29.251 | 33.144 | 32.418 | 37.764 | 225.2 |
| 10 | 2'11.886 | 29.024 | 33.199 | 32.277 | 37.386 | 223.7 |
| 11 | 2'12.030 | 29.068 | 33.197 | 32.288 | 37.477 | 224.9 |
| 12 | 2'12.242 | 29.098 | 33.187 | 32.313 | 37.644 | 224.0 |
| 13 | 5'24.374 P | 30.258 | 35.399 | 36.763 | 3'41.954 | 223.3 |
| 14 | 2'17.431 | 34.031 | 33.220 | 32.557 | 37.623 | 130.2 |

28th 3 Matteo FERRARI Ongetta-Centro Seta ITA
Runs=3 Total laps=15 Full laps=10

| | | | | | | |
|----|------------|----------|--------|--------|----------|-------|
| 1 | 3'00.623 | 1'14.309 | 35.343 | 32.721 | 38.250 | 128.5 |
| 2 | 2'13.240 | 29.302 | 33.505 | 32.498 | 37.935 | 229.5 |
| 3 | 2'11.984 | 29.103 | 33.190 | 31.930 | 37.761 | 226.3 |
| 4 | 2'11.951 | 29.054 | 33.045 | 32.044 | 37.808 | 226.1 |
| 5 | 7'13.754 P | 29.110 | 36.457 | 32.934 | 5'35.253 | 224.2 |
| 6 | 2'39.272 | 39.649 | 44.804 | 35.740 | 39.079 | 125.5 |
| 7 | 2'12.151 | 29.342 | 33.382 | 31.951 | 37.476 | 220.5 |
| 8 | 2'12.491 | 29.167 | 33.260 | 32.255 | 37.809 | 224.7 |
| 9 | 2'18.238 | 34.497 | 33.933 | 32.177 | 37.631 | 221.5 |
| 10 | 2'12.166 | 29.133 | 33.197 | 32.285 | 37.551 | 222.6 |
| 11 | 2'11.951 | 29.230 | 33.029 | 32.088 | 37.604 | 222.6 |
| 12 | 2'12.298 | 29.228 | 33.334 | 32.084 | 37.652 | 222.7 |
| 13 | 3'38.047 P | 32.434 | 35.462 | 34.509 | 1'55.642 | 205.0 |
| 14 | 2'16.408 | 33.136 | 33.461 | 32.218 | 37.593 | 135.2 |
| 15 | 2'12.111 | 29.245 | 33.144 | 32.009 | 37.713 | 222.1 |

29th 66 Florian ALT Kiefer Racing GER
Runs=2 Total laps=12 Full laps=8

| | | | | | | |
|----|-------------|----------|--------|--------|-----------|-------|
| 1 | 3'00.502 | 1'14.418 | 34.909 | 32.837 | 38.338 | 137.3 |
| 2 | 2'13.459 | 29.569 | 33.715 | 32.320 | 37.855 | 222.7 |
| 3 | 2'12.814 | 29.120 | 33.420 | 32.254 | 38.020 | 224.8 |
| 4 | 2'12.956 | 29.271 | 33.419 | 32.256 | 38.010 | 224.3 |
| 5 | 2'12.968 | 29.249 | 33.582 | 32.171 | 37.966 | 221.9 |
| 6 | 2'12.832 | 29.294 | 33.446 | 32.310 | 37.782 | 219.2 |
| 7 | 11'56.416 P | 32.501 | 34.003 | 33.071 | 10'16.841 | 221.2 |
| 8 | 2'26.102 | 41.721 | 33.782 | 32.678 | 37.921 | 118.8 |
| 9 | 2'12.034 | 29.203 | 33.219 | 32.032 | 37.580 | 221.1 |
| 10 | 2'11.973 | 29.091 | 33.309 | 32.024 | 37.549 | 220.4 |
| 11 | 2'12.292 | 29.224 | 33.150 | 32.140 | 37.778 | 220.1 |
| | PIT | 38.428 | 35.455 | 31.976 | | 206.5 |

Fastest Lap: Luis SALOM Red Bull KTM Ajo SPA 2'07.341 28.206 32.014 30.827 36.294

These data/results cannot be reproduced, stored and/or transmitted in whole or in part by any manner of electronic, mechanical, photocopying, recording, broadcasting or otherwise now known or herein after developed without the previous express consent by the copyright owner, except for reproduction in daily press and regular printed publications on sale to the public within 60 days of the event related to those data/results and always provided that copyright symbol appears together as follows below.
© DORNA, 2013



Free Practice Nr. 2

Moto3

| Lap | Lap Time | | T1 | T2 | T3 | T4 | Speed | Lap | Lap Time | T1 | T2 | T3 | T4 | Speed |
|-------------|-----------------|-------------------------|--------------------|---------------|-------------|----------|-------|-----|----------|----|----|----|----|-------|
| 30th | 77 | Lorenzo BALDASSA | GO&FUN Gresini Mot | | ITA | | | | | | | | | |
| | | | Runs=3 | Total laps=11 | Full laps=7 | | | | | | | | | |
| 1 | 1'41.976 | P | 1'30.040 | 37.428 | 35.656 | 8'58.852 | 133.0 | | | | | | | |
| 2 | 2'21.597 | | 34.041 | 35.584 | 33.358 | 38.614 | 135.7 | | | | | | | |
| 3 | 2'14.681 | | 29.584 | 33.818 | 33.203 | 38.076 | 218.4 | | | | | | | |
| 4 | 8'18.700 | P | 29.379 | 34.714 | 32.933 | 6'41.674 | 219.3 | | | | | | | |
| 5 | 2'19.646 | | 34.123 | 34.487 | 32.928 | 38.108 | 137.7 | | | | | | | |
| 6 | 2'12.923 | | 29.184 | 33.482 | 32.396 | 37.861 | 219.4 | | | | | | | |
| 7 | 2'13.163 | | 29.132 | 33.187 | 32.772 | 38.072 | 220.1 | | | | | | | |
| 8 | 2'12.425 | | 29.155 | 33.280 | 32.231 | 37.759 | 218.8 | | | | | | | |
| 9 | 2'26.095 | | 30.375 | 36.358 | 37.305 | 42.057 | 218.0 | | | | | | | |
| 10 | 2'13.395 | | 30.800 | 33.024 | 31.968 | 37.603 | 217.6 | | | | | | | |
| 11 | 2'14.121 | | 29.007 | 33.586 | 33.388 | 38.140 | 223.4 | | | | | | | |

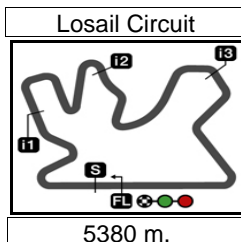
| | | | | | | | | | | | | | | |
|-------------|-----------------|---------------------|------------|--------------|-------------|--------|-------|--|--|--|--|--|--|--|
| 31st | 22 | Ana CARRASCO | Team Calvo | | SPA | | | | | | | | | |
| | | | Runs=1 | Total laps=4 | Full laps=3 | | | | | | | | | |
| 1 | 33'52.082 | | 32'04.604 | 35.538 | 33.283 | 38.657 | 119.0 | | | | | | | |
| 2 | 2'13.938 | | 29.818 | 33.469 | 32.744 | 37.907 | 228.3 | | | | | | | |
| 3 | 2'13.395 | | 29.640 | 33.330 | 32.544 | 37.881 | 229.2 | | | | | | | |
| 4 | 2'12.612 | | 29.269 | 33.405 | 32.187 | 37.751 | 228.4 | | | | | | | |

| | | | | | | | | | | | | | | |
|-------------|-----------------|-----------------------|---------------------|---------------|--------------|----------|-------|--|--|--|--|--|--|--|
| 32nd | 29 | Hyuga WATANABE | La Fonte Tascaraing | | JPN | | | | | | | | | |
| | | | Runs=2 | Total laps=15 | Full laps=12 | | | | | | | | | |
| 1 | 6'27.119 | | 4'37.805 | 35.913 | 34.136 | 39.265 | 117.8 | | | | | | | |
| 2 | 2'17.316 | | 30.229 | 34.760 | 33.633 | 38.694 | 220.9 | | | | | | | |
| 3 | 4'48.665 | P | 29.937 | 34.372 | 33.265 | 3'11.091 | 220.4 | | | | | | | |
| 4 | 2'24.239 | | 36.926 | 34.819 | 33.675 | 38.819 | 111.0 | | | | | | | |
| 5 | 2'16.437 | | 30.248 | 34.694 | 32.957 | 38.538 | 219.8 | | | | | | | |
| 6 | 2'15.979 | | 29.840 | 34.511 | 33.197 | 38.431 | 220.5 | | | | | | | |
| 7 | 2'14.728 | | 29.629 | 33.960 | 32.974 | 38.165 | 221.7 | | | | | | | |
| 8 | 2'14.155 | | 29.492 | 33.842 | 32.675 | 38.146 | 221.6 | | | | | | | |
| 9 | 2'14.280 | | 29.561 | 33.847 | 32.621 | 38.251 | 220.8 | | | | | | | |
| 10 | 2'14.624 | | 29.772 | 33.860 | 32.778 | 38.214 | 222.8 | | | | | | | |
| 11 | 2'14.091 | | 29.681 | 33.806 | 32.725 | 37.879 | 221.4 | | | | | | | |
| 12 | 2'13.447 | | 29.536 | 33.764 | 32.213 | 37.934 | 221.6 | | | | | | | |
| 13 | 2'13.785 | | 29.335 | 33.907 | 32.434 | 38.109 | 222.8 | | | | | | | |
| 14 | 2'14.503 | | 29.592 | 34.414 | 32.492 | 38.005 | 221.9 | | | | | | | |
| 15 | 2'13.952 | | 29.426 | 33.540 | 32.857 | 38.129 | 222.7 | | | | | | | |

Fastest Lap: Luis SALOM Red Bull KTM Ajo SPA **2'07.341** 28.206 32.014 30.827 36.294

These data/results cannot be reproduced, stored and/or transmitted in whole or in part by any manner of electronic, mechanical, photocopying, recording, broadcasting or otherwise now known or herein after developed without the previous express consent by the copyright owner, except for reproduction in daily press and regular printed publications on sale to the public within 60 days of the event related to those data/results and always provided that copyright symbol appears together as follows below.
© DORNA, 2013





Computerised results and timing service provided by **TISSOT**

Moto3

COMMERCIAL BANK GRAND PRIX OF QATAR

Free Practice Nr. 2

Best Partial Times

IT Ideal Lap Time, sum of the best partial times

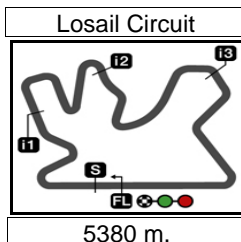
BT Best Lap Time

| <i>T1</i> | | <i>T2</i> | | <i>T3</i> | | <i>T4</i> | | | | <i>IT</i> | <i>BT</i> | |
|------------|---------------|-------------|---------------|-------------|--------------|-------------|--------------|-------------|------------|--------------|-----------|---------------|
| <i>Pos</i> | <i>Rider</i> | <i>Time</i> | <i>Rider</i> | <i>Time</i> | <i>Rider</i> | <i>Time</i> | <i>Rider</i> | <i>Time</i> | <i>Pos</i> | <i>Rider</i> | | |
| 1 | L.SALOM | 28.085 | L.SALOM | 31.947 | L.SALOM | 30.827 | A.RINS | 36.228 | 1 | L.SALOM | 2'07.138 | 2'07.341 (1) |
| 2 | M.VIÑALES | 28.155 | J.FOLGER | 32.053 | N.AJO | 30.911 | L.SALOM | 36.279 | 2 | A.RINS | 2'07.632 | 2'07.968 (3) |
| 3 | J.FOLGER | 28.172 | A.RINS | 32.101 | J.FOLGER | 30.988 | J.FOLGER | 36.420 | 3 | J.FOLGER | 2'07.633 | 2'07.633 (2) |
| 4 | N.ANTONELLI | 28.192 | E.VAZQUEZ | 32.196 | A.RINS | 30.997 | A.MARQUEZ | 36.429 | 4 | N.AJO | 2'08.010 | 2'08.581 (8) |
| 5 | D.WEBB | 28.206 | J.KORNFEIL | 32.212 | A.MARQUEZ | 31.000 | N.AJO | 36.493 | 5 | M.VIÑALES | 2'08.077 | 2'08.602 (9) |
| 6 | A.RINS | 28.306 | B.BINDER | 32.222 | E.VAZQUEZ | 31.115 | M.VIÑALES | 36.539 | 6 | A.MARQUEZ | 2'08.084 | 2'08.351 (4) |
| 7 | N.AJO | 28.319 | A.TECHER | 32.229 | B.BINDER | 31.116 | N.ANTONELLI | 36.550 | 7 | N.ANTONELLI | 2'08.299 | 2'08.543 (5) |
| 8 | B.BINDER | 28.337 | M.VIÑALES | 32.237 | A.TECHER | 31.118 | Z.KHAIRUDDIN | 36.591 | 8 | B.BINDER | 2'08.374 | 2'08.580 (7) |
| 9 | Z.KHAIRUDDIN | 28.339 | A.MARQUEZ | 32.238 | J.KORNFEIL | 31.128 | B.BINDER | 36.699 | 9 | E.VAZQUEZ | 2'08.422 | 2'08.546 (6) |
| 10 | E.VAZQUEZ | 28.376 | D.WEBB | 32.276 | M.VIÑALES | 31.146 | E.VAZQUEZ | 36.735 | 10 | J.KORNFEIL | 2'08.485 | 2'08.611 (10) |
| 11 | J.KORNFEIL | 28.394 | N.AJO | 32.287 | D.WEBB | 31.210 | I.VIÑALES | 36.738 | 11 | Z.KHAIRUDDIN | 2'08.493 | 2'09.073 (14) |
| 12 | A.MARQUEZ | 28.417 | Z.KHAIRUDDIN | 32.304 | N.ANTONELLI | 31.234 | J.KORNFEIL | 36.751 | 12 | D.WEBB | 2'08.566 | 2'08.766 (11) |
| 13 | S.SISSIS | 28.440 | N.ANTONELLI | 32.323 | Z.KHAIRUDDIN | 31.259 | A.TECHER | 36.778 | 13 | A.TECHER | 2'08.638 | 2'08.820 (12) |
| 14 | J.MILLER | 28.450 | J.MILLER | 32.325 | I.VIÑALES | 31.275 | R.FENATI | 36.813 | 14 | J.MILLER | 2'08.911 | 2'09.205 (16) |
| 15 | A.MASBOU | 28.458 | M.OLIVEIRA | 32.328 | J.MILLER | 31.283 | M.OLIVEIRA | 36.838 | 15 | M.OLIVEIRA | 2'08.964 | 2'08.977 (13) |
| 16 | J.McPHEE | 28.499 | I.VIÑALES | 32.391 | M.OLIVEIRA | 31.287 | J.MILLER | 36.853 | 16 | R.FENATI | 2'09.072 | 2'09.482 (17) |
| 17 | R.FENATI | 28.508 | R.FENATI | 32.428 | R.FENATI | 31.323 | P.OETTL | 36.871 | 17 | I.VIÑALES | 2'09.127 | 2'09.147 (15) |
| 18 | M.OLIVEIRA | 28.511 | A.MASBOU | 32.483 | J.McPHEE | 31.410 | D.WEBB | 36.874 | 18 | A.MASBOU | 2'09.344 | 2'09.627 (19) |
| 19 | A.TECHER | 28.513 | J.IWEMA | 32.555 | A.MASBOU | 31.475 | J.McPHEE | 36.908 | 19 | J.McPHEE | 2'09.385 | 2'09.566 (18) |
| 20 | J.IWEMA | 28.529 | J.McPHEE | 32.568 | A.TONUCCI | 31.477 | A.MASBOU | 36.928 | 20 | J.IWEMA | 2'09.615 | 2'09.824 (20) |
| 21 | E.GRANADO | 28.648 | J.GUEVARA | 32.629 | J.GUEVARA | 31.549 | E.GRANADO | 36.933 | 21 | A.SISSIS | 2'09.808 | 2'10.113 (22) |
| 22 | T.FINSTERBUSC | 28.702 | T.FINSTERBUSC | 32.702 | A.SISSIS | 31.556 | J.IWEMA | 36.952 | 22 | E.GRANADO | 2'10.024 | 2'10.024 (21) |
| 23 | P.OETTL | 28.703 | A.TONUCCI | 32.719 | J.IWEMA | 31.579 | A.SISSIS | 36.985 | 23 | J.GUEVARA | 2'10.072 | 2'10.651 (24) |
| 24 | I.VIÑALES | 28.723 | P.OETTL | 32.767 | E.GRANADO | 31.594 | A.TONUCCI | 37.077 | 24 | A.TONUCCI | 2'10.173 | 2'10.327 (23) |

These data/results cannot be reproduced, stored and/or transmitted in whole or in part by any manner of electronic, mechanical, photocopying, recording, broadcasting or otherwise now known or herein after developed without the previous express consent by the copyright owner, except for reproduction in daily press and regular printed publications on sale to the public within 60 days of the event related to those data/results and always provided that copyright symbol appears together as follows below.
© DORNA, 2013

Official MotoGP Timing by **TISSOT**
www.motogp.com





Computerised results and timing service provided by **TISSOT**

Moto3

COMMERCIAL BANK GRAND PRIX OF QATAR

Free Practice Nr. 2

Best Partial Times

IT Ideal Lap Time, sum of the best partial times

BT Best Lap Time

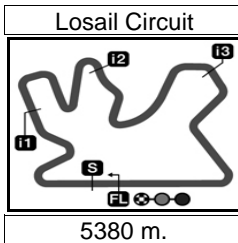
| <i>T1</i> | | | <i>T2</i> | | | <i>T3</i> | | | <i>T4</i> | | | | |
|------------|-------------------|---------------|-------------------|---------------|-------------------|---------------|----------------------|---------------|------------|--------------------|-----------|---------------|--|
| <i>Pos</i> | <i>Rider</i> | <i>Time</i> | <i>Rider</i> | <i>Time</i> | <i>Rider</i> | <i>Time</i> | <i>Rider</i> | <i>Time</i> | <i>Pos</i> | <i>Rider</i> | <i>IT</i> | <i>BT</i> | |
| 25 | J.GUEVARA | 28.789 | A.SISSIS | 32.827 | T.FINSTERBUSC | 31.748 | J.GUEVARA | 37.105 | 25 | P.OETTL | 2'10.350 | 2'10.657 (25) | |
| 26 | A.TONUCCI | 28.900 | E.GRANADO | 32.849 | M.FERRARI | 31.930 | T.FINSTERBUSC | 37.234 | 26 | T.FINSTERBU | 2'10.386 | 2'10.687 (26) | |
| 27 | L.BALDASSARRI | 29.007 | L.BALDASSARRI | 33.024 | L.BALDASSARRI | 31.968 | F.BAGNAIA | 37.386 | 27 | M.FERRARI | 2'11.489 | 2'11.951 (28) | |
| 28 | F.BAGNAIA | 29.024 | M.FERRARI | 33.029 | F.ALT | 31.976 | M.FERRARI | 37.476 | 28 | L.BALDASSAR | 2'11.602 | 2'12.425 (30) | |
| 29 | M.FERRARI | 29.054 | F.BAGNAIA | 33.144 | P.OETTL | 32.009 | F.ALT | 37.549 | 29 | F.ALT | 2'11.766 | 2'11.973 (29) | |
| 30 | F.ALT | 29.091 | F.ALT | 33.150 | A.CARRASCO | 32.187 | L.BALDASSARRI | 37.603 | 30 | F.BAGNAIA | 2'11.827 | 2'11.886 (27) | |
| 31 | A.CARRASCO | 29.269 | A.CARRASCO | 33.330 | H.WATANABE | 32.213 | A.CARRASCO | 37.751 | 31 | A.CARRASCO | 2'12.537 | 2'12.612 (31) | |
| 32 | H.WATANABE | 29.335 | H.WATANABE | 33.540 | F.BAGNAIA | 32.273 | H.WATANABE | 37.879 | 32 | H.WATANABE | 2'12.967 | 2'13.447 (32) | |

These data/results cannot be reproduced, stored and/or transmitted in whole or in part by any manner of electronic, mechanical, photocopying, recording, broadcasting or otherwise now known or herein after developed without the previous express consent by the copyright owner, except for reproduction in daily press and regular printed publications on sale to the public within 60 days of the event related to those data/results and always provided that copyright symbol appears together as follows below.

© DORNA, 2013

Official MotoGP Timing by **TISSOT**
www.motogp.com






Computerised results and timing service provided by **TISSOT**

Moto3

COMMERCIAL BANK GRAND PRIX OF QATAR

Free Practice Nr. 2

Fastest Laps Sequence

| <i>Practice Time</i> |  <i>Rider</i> | <i>Nation</i> | <i>Motorcycle</i> | <i>Time</i> | <i>Km/h</i> | <i>Rider's Lap</i> |
|----------------------|--|---------------|-------------------|-------------|-------------|--------------------|
| 4'37.738 | 8 Jack MILLER | AUS | FTR HONDA | 2'13.648 | 144.9 | 2 |
| 4'40.458 | 84 Jakub KORNFEIL | CZE | KALEX KTM | 2'11.495 | 147.2 | 2 |
| 4'43.500 | 23 Niccolò ANTONELLI | ITA | FTR HONDA | 2'09.432 | 149.6 | 2 |
| 6'52.908 | 23 Niccolò ANTONELLI | ITA | FTR HONDA | 2'09.408 | 149.6 | 3 |
| 7'23.031 | 39 Luis SALOM | SPA | KTM | 2'09.333 | 149.7 | 3 |
| 9'05.816 | 94 Jonas FOLGER | GER | KALEX KTM | 2'09.162 | 149.9 | 3 |
| 9'20.317 | 63 Zulfahmi KHAIRUDDIN | MAL | KTM | 2'09.073 | 150.0 | 4 |
| 9'20.632 | 41 Brad BINDER | RSA | SUTER HONDA | 2'08.580 | 150.6 | 4 |
| 17'46.333 | 42 Alex RINS | SPA | KTM | 2'08.304 | 150.9 | 6 |
| 19'54.301 | 42 Alex RINS | SPA | KTM | 2'07.968 | 151.3 | 7 |
| 22'35.251 | 94 Jonas FOLGER | GER | KALEX KTM | 2'07.947 | 151.3 | 7 |
| 24'42.884 | 94 Jonas FOLGER | GER | KALEX KTM | 2'07.633 | 151.7 | 8 |
| 39'33.494 | 39 Luis SALOM | SPA | KTM | 2'07.341 | 152.0 | 14 |

These data/results cannot be reproduced, stored and/or transmitted in whole or in part by any manner of electronic, mechanical, photocopying, recording, broadcasting or otherwise now known or herein after developed without the previous express consent by the copyright owner, except for reproduction in daily press and regular printed publications on sale to the public within 60 days of the event related to those data/results and always provided that copyright symbol appears together as follows below.

© DORNA, 2013

Official MotoGP Timing by **TISSOT**
www.motogp.com



Doha, Thursday, April 04, 2013