

Computerised results and timing service provided by **TISSOT**


MotoGP

COMMERCIAL BANK GRAND PRIX OF QATAR

Free Practice Nr. 1

Classification

3

	<i>Rider</i>	<i>Nation</i>	<i>Team</i>	<i>Motorcycle</i>	<i>Time</i>	<i>Lap Total</i>	<i>Gap</i>	<i>Top Speed</i>
1	99 Jorge LORENZO	SPA	Yamaha Factory Racing	YAMAHA	1'56.685	16 16		341.7
2	35 Cal CRUTCHLOW	GBR	Monster Yamaha Tech 3	YAMAHA	1'56.743	14 17	0.058 0.058	338.5
3	46 Valentino ROSSI	ITA	Yamaha Factory Racing	YAMAHA	1'56.756	18 18	0.071 0.013	338.2
4	93 Marc MARQUEZ	SPA	Repsol Honda Team	HONDA	1'57.276	15 18	0.591 0.520	344.7
5	4 Andrea DOVIZIOSO	ITA	Ducati Team	DUCATI	1'57.538	11 15	0.853 0.262	343.0
6	19 Alvaro BAUTISTA	SPA	GO&FUN Honda Gresini	HONDA	1'57.601	14 16	0.916 0.063	340.4
7	6 Stefan BRADL	GER	LCR Honda MotoGP	HONDA	1'57.670	15 16	0.985 0.069	343.5
8	26 Dani PEDROSA	SPA	Repsol Honda Team	HONDA	1'57.749	17 17	1.064 0.079	344.4
9	41 Aleix ESPARGARO	SPA	Power Electronics Aspar	ART	1'57.843	14 15	1.158 0.094	325.3
10	69 Nicky HAYDEN	USA	Ducati Team	DUCATI	1'57.926	17 17	1.241 0.083	341.7
11	38 Bradley SMITH	GBR	Monster Yamaha Tech 3	YAMAHA	1'58.369	18 18	1.684 0.443	328.5
12	29 Andrea IANNONE	ITA	Energy T.I. Pramac Racing	DUCATI	1'58.559	16 16	1.874 0.190	340.5
13	11 Ben SPIES	USA	Ignite Pramac Racing	DUCATI	1'58.575	16 17	1.890 0.016	341.0
14	8 Hector BARBERA	SPA	Avintia Blusens	FTR	1'59.608	12 13	2.923 1.033	319.1
15	14 Randy DE PUNIET	FRA	Power Electronics Aspar	ART	1'59.633	4 16	2.948 0.025	323.2
16	17 Karel ABRAHAM	CZE	Cardion AB Motoracing	ART	1'59.758	15 16	3.073 0.125	324.3
17	5 Colin EDWARDS	USA	NGM Mobile Forward Racing	FTR KAWASAKI	2'00.341	13 17	3.656 0.583	320.6
18	68 Yonny HERNANDEZ	COL	Paul Bird Motorsport	ART	2'00.426	12 12	3.741 0.085	317.6
19	7 Hiroshi AOYAMA	JPN	Avintia Blusens	FTR	2'00.563	13 16	3.878 0.137	311.4
20	71 Claudio CORTI	ITA	NGM Mobile Forward Racing	FTR KAWASAKI	2'01.227	13 14	4.542 0.664	321.0
21	9 Danilo PETRUCCI	ITA	Came IodaRacing Project	IODA-SUTER	2'01.438	10 10	4.753 0.211	317.7
22	67 Bryan STARING	AUS	GO&FUN Honda Gresini	FTR HONDA	2'01.942	7 15	5.257 0.504	317.9
23	52 Lukas PESEK	CZE	Came IodaRacing Project	IODA-SUTER	2'02.079	14 15	5.394 0.137	317.2
24	70 Michael LAVERTY	GBR	Paul Bird Motorsport	PBM	2'02.135	12 15	5.450 0.056	318.3

Practice condition: Dry

Air: 27°

Humidity: 56%

Ground: 36°

Fastest Lap:	Lap: 16	Jorge LORENZO	1'56.685	165.9 Km/h
Circuit Record Lap:	2008	Casey STONER	1'55.153	168.1 Km/h
Circuit Best Lap:	2008	Jorge LORENZO	1'53.927	170.0 Km/h

The results are provisional until the end of the limit for protest and appeals.

Time limit for protest expires 60' after publication of the results - Mr. Time:

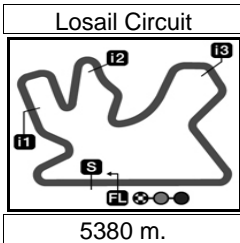
These data/results cannot be reproduced, stored and/or transmitted in whole or in part by any manner of electronic, mechanical, photocopying, recording, broadcasting or otherwise now known or herein after developed without the previous express consent by the copyright owner, except for reproduction in daily press and regular printed publications on sale to the public within 60 days of the event related to those data/results and always provided that copyright symbol appears together as follows below.

© DORNA, 2013

Official MotoGP Timing by **TISSOT**
www.motogp.com

Doha, Thursday, April 04, 2013





Computerised results and timing service provided by **TISSOT**


MotoGP

COMMERCIAL BANK GRAND PRIX OF QATAR

Free Practice Nr. 1

Classification

3

	<i>Rider</i>	<i>Nation</i>	<i>Team</i>	<i>Motorcycle</i>	<i>Time</i>	<i>Lap Total</i>	<i>Gap</i>	<i>Top Speed</i>
1	99 Jorge LORENZO	SPA	Yamaha Factory Racing	YAMAHA	1'56.685	16 16		341.7
2	35 Cal CRUTCHLOW	GBR	Monster Yamaha Tech 3	YAMAHA	1'56.743	14 17	0.058 0.058	338.5
3	46 Valentino ROSSI	ITA	Yamaha Factory Racing	YAMAHA	1'56.756	18 18	0.071 0.013	338.2
4	93 Marc MARQUEZ	SPA	Repsol Honda Team	HONDA	1'57.276	15 18	0.591 0.520	344.7
5	4 Andrea DOVIZIOSO	ITA	Ducati Team	DUCATI	1'57.538	11 15	0.853 0.262	343.0
6	19 Alvaro BAUTISTA	SPA	GO&FUN Honda Gresini	HONDA	1'57.601	14 16	0.916 0.063	340.4
7	6 Stefan BRADL	GER	LCR Honda MotoGP	HONDA	1'57.670	15 16	0.985 0.069	343.5
8	26 Dani PEDROSA	SPA	Repsol Honda Team	HONDA	1'57.749	17 17	1.064 0.079	344.4
9	41 Aleix ESPARGARO	SPA	Power Electronics Aspar	ART	1'57.843	14 15	1.158 0.094	325.3
10	69 Nicky HAYDEN	USA	Ducati Team	DUCATI	1'57.926	17 17	1.241 0.083	341.7
11	38 Bradley SMITH	GBR	Monster Yamaha Tech 3	YAMAHA	1'58.369	18 18	1.684 0.443	328.5
12	29 Andrea IANNONE	ITA	Energy T.I. Pramac Racing	DUCATI	1'58.559	16 16	1.874 0.190	340.5
13	11 Ben SPIES	USA	Ignite Pramac Racing	DUCATI	1'58.575	16 17	1.890 0.016	341.0
14	8 Hector BARBERA	SPA	Avintia Blusens	FTR	1'59.608	12 13	2.923 1.033	319.1
15	14 Randy DE PUNIET	FRA	Power Electronics Aspar	ART	1'59.633	4 16	2.948 0.025	323.2
16	17 Karel ABRAHAM	CZE	Cardion AB Motoracing	ART	1'59.758	15 16	3.073 0.125	324.3
17	5 Colin EDWARDS	USA	NGM Mobile Forward Racing	FTR KAWASAKI	2'00.341	13 17	3.656 0.583	320.6
18	68 Yonny HERNANDEZ	COL	Paul Bird Motorsport	ART	2'00.426	12 12	3.741 0.085	317.6
19	7 Hiroshi AOYAMA	JPN	Avintia Blusens	FTR	2'00.563	13 16	3.878 0.137	311.4
20	71 Claudio CORTI	ITA	NGM Mobile Forward Racing	FTR KAWASAKI	2'01.227	13 14	4.542 0.664	321.0
21	9 Danilo PETRUCCI	ITA	Came IodaRacing Project	IODA-SUTER	2'01.438	10 10	4.753 0.211	317.7
22	67 Bryan STARING	AUS	GO&FUN Honda Gresini	FTR HONDA	2'01.942	7 15	5.257 0.504	317.9
23	52 Lukas PESEK	CZE	Came IodaRacing Project	IODA-SUTER	2'02.079	14 15	5.394 0.137	317.2
24	70 Michael LAVERTY	GBR	Paul Bird Motorsport	PBM	2'02.135	12 15	5.450 0.056	318.3

Practice condition: Dry

Air: 27°

Humidity: 56%

Ground: 36°

Fastest Lap:	Lap: 16	Jorge LORENZO	1'56.685	165.9 Km/h
Circuit Record Lap:	2008	Casey STONER	1'55.153	168.1 Km/h
Circuit Best Lap:	2011	Jorge LORENZO	1'53.927	170.0 Km/h

The results are provisional until the end of the limit for protest and appeals.

Time limit for protest expires 60' after publication of the results - Mr. Time:

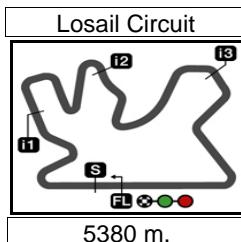
These data/results cannot be reproduced, stored and/or transmitted in whole or in part by any manner of electronic, mechanical, photocopying, recording, broadcasting or otherwise now known or herein after developed without the previous express consent by the copyright owner, except for reproduction in daily press and regular printed publications on sale to the public within 60 days of the event related to those data/results and always provided that copyright symbol appears together as follows below.

© DORNA, 2013

Official MotoGP Timing by **TISSOT**
www.motogp.com

Doha, Thursday, April 04, 2013





Computerised results and timing service provided by **TISSOT**

MotoGP

COMMERCIAL BANK GRAND PRIX OF QATAR

Free Practice Nr. 1

Best Partial Times

IT Ideal Lap Time, sum of the best partial times

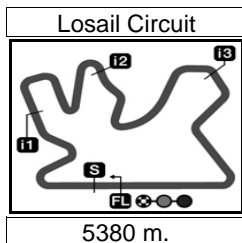
BT Best Lap Time

<i>T1</i>		<i>T2</i>		<i>T3</i>		<i>T4</i>				<i>IT</i>	<i>BT</i>	
Pos	Rider	Time	Rider	Time	Rider	Time	Rider	Time	Pos	Rider		
1	J.LORENZO	25.331	C.CRUTCHLOW	30.221	V.ROSSI	28.813	J.LORENZO	31.899	1	V.ROSSI	1'56.526	1'56.756 (3)
2	M.MARQUEZ	25.452	V.ROSSI	30.322	C.CRUTCHLOW	28.872	V.ROSSI	31.933	2	J.LORENZO	1'56.537	1'56.685 (1)
3	V.ROSSI	25.458	J.LORENZO	30.400	J.LORENZO	28.907	M.MARQUEZ	31.979	3	C.CRUTCHLO	1'56.722	1'56.743 (2)
4	A.BAUTISTA	25.566	A.ESPARGARO	30.455	M.MARQUEZ	28.955	A.DOVIZIOSO	32.000	4	M.MARQUEZ	1'57.065	1'57.276 (4)
5	C.CRUTCHLOW	25.568	S.BRADL	30.533	S.BRADL	28.980	S.BRADL	32.027	5	S.BRADL	1'57.229	1'57.670 (7)
6	A.DOVIZIOSO	25.611	A.DOVIZIOSO	30.615	A.ESPARGARO	29.027	C.CRUTCHLOW	32.061	6	A.DOVIZIOSO	1'57.312	1'57.538 (5)
7	D.PEDROSA	25.621	A.BAUTISTA	30.643	A.DOVIZIOSO	29.086	A.BAUTISTA	32.078	7	A.BAUTISTA	1'57.395	1'57.601 (6)
8	N.HAYDEN	25.639	N.HAYDEN	30.660	A.BAUTISTA	29.108	D.PEDROSA	32.094	8	A.ESPARGAR	1'57.593	1'57.843 (9)
9	A.ESPARGARO	25.649	M.MARQUEZ	30.679	N.HAYDEN	29.144	B.SMITH	32.135	9	D.PEDROSA	1'57.687	1'57.749 (8)
10	S.BRADL	25.689	D.PEDROSA	30.685	D.PEDROSA	29.287	N.HAYDEN	32.362	10	N.HAYDEN	1'57.805	1'57.926 (10)
11	B.SPIES	25.844	B.SMITH	30.706	A.IANNONE	29.324	A.IANNONE	32.377	11	B.SMITH	1'58.217	1'58.369 (11)
12	A.IANNONE	25.979	A.IANNONE	30.879	B.SPIES	29.337	B.SPIES	32.428	12	B.SPIES	1'58.529	1'58.575 (13)
13	B.SMITH	26.024	B.SPIES	30.920	B.SMITH	29.352	A.ESPARGARO	32.462	13	A.IANNONE	1'58.559	1'58.559 (12)
14	K.ABRAHAM	26.030	H.BARBERA	30.948	R.DE PUNIET	29.354	H.BARBERA	32.769	14	R.DE PUNIET	1'59.372	1'59.633 (15)
15	R.DE PUNIET	26.072	R.DE PUNIET	31.063	K.ABRAHAM	29.373	R.DE PUNIET	32.883	15	H.BARBERA	1'59.419	1'59.608 (14)
16	C.EDWARDS	26.224	H.AOYAMA	31.172	H.BARBERA	29.471	H.AOYAMA	33.000	16	K.ABRAHAM	1'59.674	1'59.758 (16)
17	H.BARBERA	26.231	K.ABRAHAM	31.218	C.CORTI	29.611	C.EDWARDS	33.036	17	H.AOYAMA	2'00.275	2'00.563 (19)
18	Y.HERNANDEZ	26.273	Y.HERNANDEZ	31.231	H.AOYAMA	29.665	K.ABRAHAM	33.053	18	Y.HERNANDEZ	2'00.289	2'00.426 (18)
19	H.AOYAMA	26.438	C.EDWARDS	31.264	Y.HERNANDEZ	29.665	Y.HERNANDEZ	33.120	19	C.EDWARDS	2'00.293	2'00.341 (17)
20	D.PETRUCCI	26.577	C.CORTI	31.484	C.EDWARDS	29.769	C.CORTI	33.247	20	C.CORTI	2'00.993	2'01.227 (20)
21	C.CORTI	26.651	L.PESEK	31.530	D.PETRUCCI	29.887	D.PETRUCCI	33.298	21	D.PETRUCCI	2'01.370	2'01.438 (21)
22	B.STARING	26.658	D.PETRUCCI	31.608	B.STARING	29.912	B.STARING	33.334	22	B.STARING	2'01.540	2'01.942 (22)
23	M.LAVERTY	26.791	B.STARING	31.636	M.LAVERTY	30.044	M.LAVERTY	33.426	23	M.LAVERTY	2'02.063	2'02.135 (24)
24	L.PESEK	26.871	M.LAVERTY	31.802	L.PESEK	30.080	L.PESEK	33.585	24	L.PESEK	2'02.066	2'02.079 (23)

These data/results cannot be reproduced, stored and/or transmitted in whole or in part by any manner of electronic, mechanical, photocopying, recording, broadcasting or otherwise now known or herein after developed without the previous express consent by the copyright owner, except for reproduction in daily press and regular printed publications on sale to the public within 60 days of the event related to those data/results and always provided that copyright symbol appears together as follows below.
© DORNA, 2013

Official MotoGP Timing by **TISSOT**
www.motogp.com






Computerised results and timing service provided by **TISSOT**

MotoGP

COMMERCIAL BANK GRAND PRIX OF QATAR

Free Practice Nr. 1

Fastest Laps Sequence

<i>Practice Time</i>	 <i>Rider</i>	<i>Nation</i>	<i>Motorcycle</i>	<i>Time</i>	<i>Km/h</i>	<i>Rider's Lap</i>
4'18.397	99 Jorge LORENZO	SPA	YAMAHA	2'00.945	160.1	2
4'27.609	41 Aleix ESPARGARO	SPA	ART	2'00.348	160.9	2
4'46.012	46 Valentino ROSSI	ITA	YAMAHA	1'59.772	161.7	2
6'17.131	99 Jorge LORENZO	SPA	YAMAHA	1'58.734	163.1	3
6'44.022	46 Valentino ROSSI	ITA	YAMAHA	1'58.010	164.1	3
8'41.278	46 Valentino ROSSI	ITA	YAMAHA	1'57.256	165.1	4
27'33.710	99 Jorge LORENZO	SPA	YAMAHA	1'57.179	165.2	10
27'37.716	46 Valentino ROSSI	ITA	YAMAHA	1'57.061	165.4	11
31'31.607	46 Valentino ROSSI	ITA	YAMAHA	1'56.823	165.7	13
40'03.268	35 Cal CRUTCHLOW	GBR	YAMAHA	1'56.743	165.9	14
43'44.999	99 Jorge LORENZO	SPA	YAMAHA	1'56.736	165.9	15
45'41.684	99 Jorge LORENZO	SPA	YAMAHA	1'56.685	165.9	16

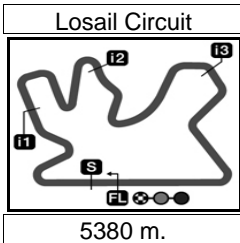
These data/results cannot be reproduced, stored and/or transmitted in whole or in part by any manner of electronic, mechanical, photocopying, recording, broadcasting or otherwise now known or herein after developed without the previous express consent by the copyright owner, except for reproduction in daily press and regular printed publications on sale to the public within 60 days of the event related to those data/results and always provided that copyright symbol appears together as follows below.

© DORNA, 2013

Official MotoGP Timing by **TISSOT**
www.motogp.com

Doha, Thursday, April 04, 2013





Computerised results and timing service provided by **TISSOT**


MotoGP

COMMERCIAL BANK GRAND PRIX OF QATAR

Free Practice Nr. 1

Classification

3

	<i>Rider</i>	<i>Nation</i>	<i>Team</i>	<i>Motorcycle</i>	<i>Time</i>	<i>Lap Total</i>	<i>Gap</i>	<i>Top Speed</i>
1	99 Jorge LORENZO	SPA	Yamaha Factory Racing	YAMAHA	1'56.685	16 16		341.7
2	35 Cal CRUTCHLOW	GBR	Monster Yamaha Tech 3	YAMAHA	1'56.743	14 17	0.058 0.058	338.5
3	46 Valentino ROSSI	ITA	Yamaha Factory Racing	YAMAHA	1'56.756	18 18	0.071 0.013	338.2
4	93 Marc MARQUEZ	SPA	Repsol Honda Team	HONDA	1'57.276	15 18	0.591 0.520	344.7
5	4 Andrea DOVIZIOSO	ITA	Ducati Team	DUCATI	1'57.538	11 15	0.853 0.262	343.0
6	19 Alvaro BAUTISTA	SPA	GO&FUN Honda Gresini	HONDA	1'57.601	14 16	0.916 0.063	340.4
7	6 Stefan BRADL	GER	LCR Honda MotoGP	HONDA	1'57.670	15 16	0.985 0.069	343.5
8	26 Dani PEDROSA	SPA	Repsol Honda Team	HONDA	1'57.749	17 17	1.064 0.079	344.4
9	41 Aleix ESPARGARO	SPA	Power Electronics Aspar	ART	1'57.843	14 15	1.158 0.094	325.3
10	69 Nicky HAYDEN	USA	Ducati Team	DUCATI	1'57.926	17 17	1.241 0.083	341.7
11	38 Bradley SMITH	GBR	Monster Yamaha Tech 3	YAMAHA	1'58.369	18 18	1.684 0.443	328.5
12	29 Andrea IANNONE	ITA	Energy T.I. Pramac Racing	DUCATI	1'58.559	16 16	1.874 0.190	340.5
13	11 Ben SPIES	USA	Ignite Pramac Racing	DUCATI	1'58.575	16 17	1.890 0.016	341.0
14	8 Hector BARBERA	SPA	Avintia Blusens	FTR	1'59.608	12 13	2.923 1.033	319.1
15	14 Randy DE PUNIET	FRA	Power Electronics Aspar	ART	1'59.633	4 16	2.948 0.025	323.2
16	17 Karel ABRAHAM	CZE	Cardion AB Motoracing	ART	1'59.758	15 16	3.073 0.125	324.3
17	5 Colin EDWARDS	USA	NGM Mobile Forward Racing	FTR KAWASAKI	2'00.341	13 17	3.656 0.583	320.6
18	68 Yonny HERNANDEZ	COL	Paul Bird Motorsport	ART	2'00.426	12 12	3.741 0.085	317.6
19	7 Hiroshi AOYAMA	JPN	Avintia Blusens	FTR	2'00.563	13 16	3.878 0.137	311.4
20	71 Claudio CORTI	ITA	NGM Mobile Forward Racing	FTR KAWASAKI	2'01.227	13 14	4.542 0.664	321.0
21	9 Danilo PETRUCCI	ITA	Came IodaRacing Project	IODA-SUTER	2'01.438	10 10	4.753 0.211	317.7
22	67 Bryan STARING	AUS	GO&FUN Honda Gresini	FTR HONDA	2'01.942	7 15	5.257 0.504	317.9
23	52 Lukas PESEK	CZE	Came IodaRacing Project	IODA-SUTER	2'02.079	14 15	5.394 0.137	317.2
24	70 Michael LAVERTY	GBR	Paul Bird Motorsport	PBM	2'02.135	12 15	5.450 0.056	318.3

Practice condition: Dry

Air: 27°

Humidity: 56%

Ground: 36°

Fastest Lap:	Lap: 16	Jorge LORENZO	1'56.685	165.9 Km/h
Circuit Record Lap:	2008	Casey STONER	1'55.153	168.1 Km/h
Circuit Best Lap:	2011	Jorge LORENZO	1'53.927	170.0 Km/h

The results are provisional until the end of the limit for protest and appeals.

Time limit for protest expires 60' after publication of the results - Mr. Time:

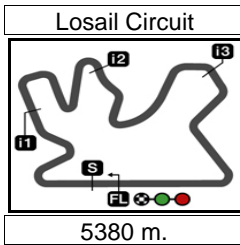
These data/results cannot be reproduced, stored and/or transmitted in whole or in part by any manner of electronic, mechanical, photocopying, recording, broadcasting or otherwise now known or herein after developed without the previous express consent by the copyright owner, except for reproduction in daily press and regular printed publications on sale to the public within 60 days of the event related to those data/results and always provided that copyright symbol appears together as follows below.

© DORNA, 2013

Official MotoGP Timing by **TISSOT**
www.motogp.com

Doha, Thursday, April 04, 2013





Computerised results and timing service provided by **TISSOT**

MotoGP

COMMERCIAL BANK GRAND PRIX OF QATAR

Free Practice Nr. 1

Top Speed & Average

4



<i>Rider</i>	<i>Nation</i>	<i>Motorcycle</i>	<i>Top 5 speeds</i>					<i>Average</i>	<i>Top</i>
93 Marc MARQUEZ	SPA	HONDA	344.7	343.5	343.0	343.0	342.7	343.4	344.7
26 Dani PEDROSA	SPA	HONDA	344.4	344.2	344.1	344.1	343.8	344.1	344.4
6 Stefan BRADL	GER	HONDA	343.5	342.7	342.5	341.4	341.3	342.3	343.5
4 Andrea DOVIZIOSO	ITA	DUCATI	343.0	342.0	341.8	341.7	341.5	342.0	343.0
69 Nicky HAYDEN	USA	DUCATI	341.7	341.1	340.2	339.8	339.0	340.4	341.7
99 Jorge LORENZO	SPA	YAMAHA	341.7	341.4	341.0	340.9	340.6	341.0	341.7
11 Ben SPIES	USA	DUCATI	341.0	340.5	340.3	340.2	339.7	340.3	341.0
29 Andrea IANNONE	ITA	DUCATI	340.5	339.9	339.6	339.5	339.0	339.7	340.5
19 Alvaro BAUTISTA	SPA	HONDA	340.4	339.6	339.3	338.9	338.6	339.4	340.4
35 Cal CRUTCHLOW	GBR	YAMAHA	338.5	338.5	338.3	338.1	338.1	338.3	338.5
46 Valentino ROSSI	ITA	YAMAHA	338.2	338.0	337.7	337.7	337.3	337.8	338.2
38 Bradley SMITH	GBR	YAMAHA	328.5	327.9	326.6	324.3	323.6	326.2	328.5
41 Aleix ESPARGARO	SPA	ART	325.3	325.2	323.8	323.6	323.4	324.3	325.3
17 Karel ABRAHAM	CZE	ART	324.3	323.2	321.9	321.1	319.2	321.9	324.3
14 Randy DE PUNIET	FRA	ART	323.2	322.0	321.6	321.5	321.4	321.9	323.2
71 Claudio CORTI	ITA	FTR KAWASAK	321.0	320.1	319.5	318.0	317.6	319.2	321.0
5 Colin EDWARDS	USA	FTR KAWASAK	320.6	320.2	319.6	319.3	318.8	319.7	320.6
8 Hector BARBERA	SPA	FTR	319.1	318.3	317.1	314.0	312.5	316.2	319.1
70 Michael LAVERTY	GBR	PBM	318.3	318.3	316.3	315.6	315.2	316.5	318.3
67 Bryan STARING	AUS	FTR HONDA	317.9	316.8	316.7	315.7	314.6	316.3	317.9
9 Danilo PETRUCCI	ITA	IODA-SUTER	317.7	317.1	317.0	316.9	316.6	317.1	317.7
68 Yonny HERNANDEZ	COL	ART	317.6	317.6	317.5	316.7	316.0	317.1	317.6
52 Lukas PESEK	CZE	IODA-SUTER	317.2	316.9	316.0	311.2	310.9	314.4	317.2
7 Hiroshi AOYAMA	JPN	FTR	311.4	311.4	311.4	310.8	310.8	311.2	311.4

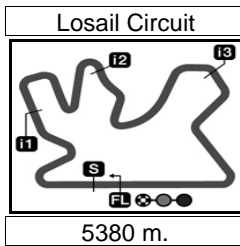
These data/results cannot be reproduced, stored and/or transmitted in whole or in part by any manner of electronic, mechanical, photocopying, recording, broadcasting or otherwise now known or herein after developed without the previous express consent by the copyright owner, except for reproduction in daily press and regular printed publications on sale to the public within 60 days of the event related to those data/results and always provided that copyright symbol appears together as follows below.

© DORNA, 2013

Official MotoGP Timing by **TISSOT**
www.motogp.com



Doha, Thursday, April 04, 2013



Computerised results and timing service provided by **TISSOT**

MotoGP

COMMERCIAL BANK GRAND PRIX OF QATAR

Free Practice Nr. 1

Chronological Analysis of Performances

5

P Crossing the finish line in pit lane		T1 Time from finish line to 1st intermediate				T2 Time from 1st intermed. to 2nd intermed.				T3 Time from 2nd intermed. to 3rd intermed.				T4 Time from 3rd intermediate to finish line			
Lap	Lap Time	T1	T2	T3	T4	Speed	Lap	Lap Time	T1	T2	T3	T4	Speed				
1st	99	Jorge LORENZO				Yamaha Factory Raci SPA											
		Runs=3	Total laps=16	Full laps=11													
1	2'17.452	37.003	34.563	31.947	33.939	168.5	12	1'57.068	25.652	30.487	28.914	32.015	336.8				
2	2'00.945	26.544	31.862	29.986	32.553	331.4	13	1'56.823	25.579	30.465	28.813	31.966	337.2				
3	1'58.734	25.936	31.096	29.330	32.372	335.7	14	5'57.783 P	28.082	32.559	30.063	4'27.079	332.7				
4	1'58.029	25.746	30.935	29.105	32.243	336.1	15	2'13.977	38.914	32.414	29.770	32.879	101.2				
5	1'57.507	25.539	30.801	29.008	32.159	338.9	16	1'57.080	25.643	30.454	28.990	31.993	337.3				
6	9'24.422 P	26.316	31.409	29.667	7'57.030	337.1	17	1'56.916	25.654	30.322	28.905	32.035	332.4				
7	2'04.132	30.947	31.421	29.413	32.351	174.4	18	1'56.756	25.458	30.385	28.966	31.947	338.2				
8	1'57.716	25.697	30.879	29.016	32.124	340.6											
9	1'57.594	26.171	30.505	28.907	32.011	341.4											
10	1'57.179	25.595	30.566	29.010	32.008	337.3											
11	7'56.510 P	25.595	30.537	28.968	6'31.410	340.5											
12	2'10.879	37.621	31.672	29.449	32.137	162.7											
13	2'09.755	25.926	35.328	36.077	32.424	340.6											
14	1'57.409	25.791	30.590	28.996	32.032	340.9											
15	1'56.736	25.331	30.408	29.068	31.929	341.0											
16	1'56.685	25.385	30.400	29.001	31.899	341.7											
4th	93	Marc MARQUEZ				Repsol Honda Team SPA											
		Runs=3	Total laps=18	Full laps=13													
1	2'36.603	56.235	34.969	31.550	33.849	87.5											
2	2'01.097	27.042	31.767	29.537	32.751	342.6											
3	1'58.974	26.276	31.370	29.207	32.121	343.5											
4	1'58.090	25.785	30.966	29.177	32.162	341.4											
5	1'59.212	26.246	31.123	29.301	32.542	343.0											
6	7'06.995 P	25.793	31.420	29.589	5'40.193	342.3											
7	2'12.431	34.347	33.687	31.049	33.348	118.2											
8	1'58.135	25.954	30.929	29.069	32.183	340.9											
9	1'57.967	26.312	30.679	28.997	31.979	341.6											
10	1'57.742	25.731	30.823	29.161	32.027	342.2											
11	1'57.790	25.632	31.011	29.062	32.085	342.6											
12	6'24.926 P	27.351	32.073	30.262	4'55.240	340.8											
13	2'12.730	34.695	33.628	30.893	33.514	116.7											
14	1'57.738	25.654	30.715	28.955	32.414	342.7											
15	1'57.276	25.452	30.719	28.999	32.106	343.0											
16	2'02.825	30.244	31.137	29.070	32.374	342.3											
17	1'57.966	25.644	30.909	29.291	32.122	344.7											
18	1'57.571	25.697	30.849	29.015	32.010	342.6											
5th	4	Andrea DOVIZIOSO				Ducati Team ITA											
		Runs=3	Total laps=15	Full laps=10													
1	2'42.912	1'02.094	35.003	31.561	34.254	138.0											
2	2'01.781	26.843	32.055	30.208	32.675	339.8											
3	2'03.171	30.194	31.270	29.443	32.264	341.1											
4	1'58.431	25.944	30.857	29.409	32.221	328.0											
5	10'08.211 P	25.792	31.008	30.365	8'41.046	334.9											
6	2'07.818	32.271	32.458	30.211	32.878	166.8											
7	1'59.136	25.951	31.125	29.616	32.444	341.0											
8	1'59.931	25.804	30.934	29.862	33.331	340.0											
9	8'05.936 P	25.913	30.963	29.525	6'39.535	341.4											
10	2'11.394	34.010	34.270	30.510	32.604	154.3											
11	1'57.538	25.734	30.718	29.086	32.000	341.5											
12	2'05.476	30.906	31.697	29.900	32.973	343.0											
13	1'57.721	25.629	30.615	29.270	32.207	341.7											
14	1'57.588	25.623	30.654	29.191	32.120	341.8											
15	1'57.556	25.611	30.648	29.151	32.146	342.0											
6th	19	Alvaro BAUTISTA				GO&FUN Honda Gres SPA											
		Runs=3	Total laps=16	Full laps=11													
1	2'52.246	1'10.315	35.610	31.977	34.344	127.6											
2	2'02.736	27.257	32.106	30.208	33.165	321.1											
3	1'59.614	26.365	31.200	29.491	32.558	336.1											

Fastest Lap: Jorge LORENZO Yamaha Factory Raci SPA **1'56.685** 25.385 30.400 29.001 31.899

These data/results cannot be reproduced, stored and/or transmitted in whole or in part by any manner of electronic, mechanical, photocopying, recording, broadcasting or otherwise now known or herein after developed without the previous express consent by the copyright owner, except for reproduction in daily press and regular printed publications on sale to the public within 60 days of the event related to those data/results and always provided that copyright symbol appears together as follows below.
© DORNA, 2013



Free Practice Nr. 1

MotoGP

Lap	Lap Time	T1	T2	T3	T4	Speed	Lap	Lap Time	T1	T2	T3	T4	Speed		
4	1'59.322	26.070	31.085	29.430	32.737	339.6	9	2'08.703	31.189	32.156	29.755	35.603	158.1		
5	1'58.986	25.805	30.895	29.579	32.707	338.9	10	1'58.470	26.142	30.545	29.251	32.532	321.9		
6	1'58.539	25.874	30.698	29.362	32.605	336.6	11	6'44.020	P	26.144	34.567	34.633	5'08.676	322.7	
7	9'07.839	P	26.970	32.090	30.263	7'38.516	336.1	12	2'14.422	30.287	31.338	33.860	38.937	177.0	
8	2'07.604	32.585	32.569	29.828	32.622	139.9	13	1'58.039	25.959	30.591	29.027	32.462	325.2		
9	1'58.552	25.953	30.783	29.306	32.510	331.6	14	1'57.843	25.649	30.455	29.114	32.625	323.6		
10	1'58.095	25.727	30.751	29.172	32.445	336.4	15	2'23.877	45.165	34.929	31.162	32.621	325.3		
11	8'35.676	P	25.743	31.028	29.917	7'08.988	329.0	10th 69 Nicky HAYDEN Ducati Team USA							
12	2'16.614	36.267	35.061	30.227	35.059	142.9	Runs=3 Total laps=17 Full laps=12								
13	1'58.036	25.752	30.823	29.156	32.305	339.3	1	2'18.031	38.290	33.927	31.800	34.014	169.0		
14	1'57.601	25.709	30.643	29.171	32.078	337.5	2	2'03.555	27.220	32.370	30.354	33.611	334.4		
15	1'58.438	25.566	31.008	29.353	32.511	340.4	3	2'02.189	26.727	31.961	30.174	33.327	337.1		
16	1'57.735	25.758	30.764	29.108	32.105	338.6	4	2'02.411	26.993	32.043	30.143	33.232	338.6		
7th 6 Stefan BRADL LCR Honda MotoGP GER															
Runs=3 Total laps=16 Full laps=11															
1	4'30.246	2'51.976	34.492	30.698	33.080	137.1	5	2'01.016	26.248	31.703	30.074	32.991	337.3		
2	2'03.710	29.471	31.793	29.932	32.514	342.5	6	8'30.176	P	26.324	31.387	29.627	7'02.838	337.5	
3	1'59.001	25.997	31.097	29.579	32.328	341.2	7	2'09.647	32.286	33.089	30.690	33.582	171.2		
4	1'58.538	26.017	30.875	29.488	32.158	340.6	8	1'59.962	26.394	31.370	29.649	32.549	336.5		
5	1'57.990	25.773	30.691	29.363	32.163	340.5	9	1'59.375	25.941	30.907	29.985	32.542	338.3		
6	2'02.088	29.090	31.102	29.594	32.302	340.3	10	2'07.169	32.005	32.012	30.166	32.986	339.8		
7	1'57.889	25.725	30.772	29.270	32.122	340.3	11	1'59.103	25.888	31.020	29.431	32.764	338.5		
8	7'00.543	P	27.021	31.171	29.722	5'32.629	340.1	12	1'58.321	25.724	30.885	29.273	32.439	339.0	
9	2'07.664	33.840	32.192	29.351	32.281	142.1	13	7'00.533	P	27.087	32.155	30.891	5'30.400	334.7	
10	1'57.991	25.914	30.815	29.217	32.045	343.5	14	2'07.329	32.601	31.966	30.086	32.676	173.6		
11	1'57.874	26.070	30.533	29.203	32.068	341.4	15	1'58.010	25.639	30.865	29.144	32.362	341.1		
12	8'33.617	P	29.194	31.041	29.407	7'03.975	341.3	16	2'00.405	25.680	31.492	30.583	32.650	340.2	
13	2'08.130	33.224	32.114	29.983	32.809	158.2	17	1'57.926	25.704	30.660	29.183	32.379	341.7		
14	2'03.596	31.365	30.962	29.104	32.165	340.3	11th 38 Bradley SMITH Monster Yamaha Tec GBR								
15	1'57.670	25.689	30.598	29.356	32.027	342.7	Runs=3 Total laps=18 Full laps=13								
16	2'02.030	30.191	30.789	28.980	32.070	341.1	1	2'54.643	1'11.307	35.568	33.091	34.677	119.1		
8th 26 Dani PEDROSA Repsol Honda Team SPA															
Runs=3 Total laps=17 Full laps=12															
1	3'06.830	1'27.806	34.367	31.365	33.292	125.4	2	2'04.223	27.606	32.755	30.499	33.363	308.3		
2	2'05.168	31.170	31.661	30.078	32.259	343.1	3	2'05.550	30.804	31.757	30.218	32.771	314.7		
3	1'59.534	26.284	31.317	29.621	32.312	336.4	4	2'00.290	26.783	31.227	29.632	32.648	315.4		
4	1'58.425	25.680	30.871	29.493	32.381	343.7	5	2'00.179	26.634	31.365	29.659	32.521	309.0		
5	2'21.652	47.274	31.851	29.960	32.567	344.4	6	1'59.561	26.546	31.104	29.403	32.508	327.9		
6	1'58.731	25.811	30.886	29.539	32.495	342.0	7	5'39.468	P	31.082	32.140	29.885	4'06.361	328.5	
7	6'51.572	P	26.026	31.005	30.095	5'24.446	343.8	8	2'07.204	32.514	31.998	29.821	32.871	133.3	
8	2'10.135	34.933	32.184	30.340	32.678	119.1	9	1'59.490	26.099	31.512	29.500	32.379	326.6		
9	1'59.364	26.504	31.060	29.579	32.221	343.1	10	1'58.911	26.292	30.990	29.466	32.163	317.3		
10	1'58.336	25.791	30.811	29.510	32.224	342.9	11	1'59.426	26.042	30.907	29.388	33.089	319.8		
11	1'57.807	25.622	30.685	29.304	32.196	342.3	12	1'59.129	26.171	31.112	29.563	32.283	324.3		
12	6'50.161	P	25.682	30.751	29.749	5'23.979	342.7	13	7'20.193	P	28.126	31.964	29.968	5'50.135	323.6
13	2'12.086	35.430	32.549	31.378	32.729	123.5	14	2'07.610	33.119	32.101	29.845	32.545	121.5		
14	1'58.639	25.904	30.757	29.547	32.431	342.4	15	2'03.547	30.763	31.014	29.525	32.245	323.5		
15	1'58.266	25.661	30.802	29.440	32.363	344.2	16	1'58.678	26.280	30.911	29.352	32.135	317.4		
16	1'58.447	25.712	30.833	29.521	32.381	344.1	17	2'02.003	29.572	30.812	29.442	32.177	322.8		
17	1'57.749	25.621	30.747	29.287	32.094	344.1	18	1'58.369	26.024	30.706	29.440	32.199	317.4		
9th 41 Aleix ESPARGARO Power Electronics Asp SPA															
Runs=4 Total laps=15 Full laps=8															
1	2'27.261	48.246	34.034	30.466	34.515	170.2	12th 29 Andrea IANNONE Energy T.I. Pramac R ITA								
2	2'00.348	26.642	31.301	29.594	32.811	318.2	Runs=3 Total laps=16 Full laps=12								
3	2'00.100	27.037	30.993	29.388	32.682	322.0	1	6'05.882	P	1'04.143	34.594	32.953	3'54.192	146.2	
4	1'59.312	26.624	30.769	29.239	32.680	323.8	2	2'14.363	35.073	33.702	30.682	34.906	129.5		
5	6'10.867	P	28.292	32.003	29.875	4'40.697	323.4	3	2'01.973	26.799	31.667	30.199	33.308	326.1	
6	2'05.690	31.403	31.624	29.712	32.951	154.3	4	2'51.560	1'11.468	35.954	30.961	33.177	337.6		
7	2'00.136	26.583	30.928	29.770	32.855	319.0	5	2'02.029	26.471	32.203	30.409	32.946	339.0		
8	7'07.080	P	39.420	33.999	33.520	5'20.141	316.9	6	2'00.432	26.455	31.393	29.800	32.784	329.7	
Fastest Lap: Jorge LORENZO Yamaha Factory Rac						SPA 1'56.685 25.385 30.400 29.001 31.899									

These data/results cannot be reproduced, stored and/or transmitted in whole or in part by any manner of electronic, mechanical, photocopying, recording, broadcasting or otherwise now known or herein after developed without the previous express consent by the copyright owner, except for reproduction in daily press and regular printed publications on sale to the public within 60 days of the event related to those data/results and always provided that copyright symbol appears together as follows below.
© DORNA, 2013



Free Practice Nr. 1

MotoGP

Lap	Lap Time	T1	T2	T3	T4	Speed	Lap	Lap Time	T1	T2	T3	T4	Speed
13	2'07.245	31.945	32.292	29.806	33.202	339.9	2	2'03.289	27.122	32.180	30.183	33.804	303.7
14	1'59.572	26.072	31.499	29.335	32.666	334.3	3	2'02.270	26.847	31.677	30.155	33.591	321.9
15	1'59.654	26.710	30.928	29.405	32.611	340.5	4	2'05.336	30.796	31.291	29.543	33.706	321.1
16	1'58.559	25.979	30.879	29.324	32.377	339.5	5	2'00.688	26.215	31.389	29.587	33.497	318.8
13th 11 Ben SPIES Ignite Pramac Racing USA							6	9'04.428 P	28.777	34.237	34.260	7'27.154	318.1
Runs=3 Total laps=17 Full laps=12							7	2'16.544	33.295	32.349	36.013	34.887	163.8
1	3'21.564	1'39.518	35.166	32.112	34.768	108.9	8	2'00.975	26.749	31.493	29.478	33.255	317.7
2	2'02.111	27.123	31.909	30.009	33.070	333.6	9	2'09.260	32.200	33.222	30.171	33.667	319.0
3	2'04.033	30.002	31.691	29.724	32.616	338.4	10	2'00.944	26.559	31.296	29.608	33.481	317.3
4	1'59.439	25.969	31.157	29.793	32.520	338.8	11	2'00.654	26.239	31.516	29.736	33.163	318.9
5	2'06.255	28.430	32.318	32.542	32.965	339.0	12	7'07.819 P	28.356	31.423	29.769	5'38.271	318.4
6	7'54.920 P	26.228	31.195	31.091	6'26.406	339.1	13	2'10.962	34.185	32.534	30.810	33.433	147.8
7	2'07.369	32.238	32.009	29.918	33.204	135.9	14	2'00.019	26.240	31.303	29.373	33.103	319.2
8	1'59.184	26.181	31.033	29.475	32.495	338.9	15	1'59.758	26.066	31.218	29.421	33.053	323.2
9	1'58.956	25.935	30.997	29.421	32.603	337.2	16	2'12.031	26.030	34.260	29.572	42.169	324.3
10	6'39.537 P	30.883	35.015	33.780	4'59.859	337.2	17th 5 Colin EDWARDS NGM Mobile Forward USA						
11	2'07.188	32.803	31.740	29.788	32.857	132.3	Runs=3 Total laps=17 Full laps=12						
12	2'03.071	25.956	33.731	30.593	32.791	338.3	1	2'58.192	1'13.569	36.774	32.503	35.346	137.2
13	2'02.127	27.306	31.373	30.401	33.047	340.5	2	2'04.760	27.576	32.558	30.795	33.831	300.5
14	1'58.800	26.087	30.948	29.337	32.428	339.7	3	2'02.841	27.023	32.074	30.217	33.527	315.3
15	2'06.871	31.913	32.646	29.828	32.484	341.0	4	2'01.283	26.493	31.447	30.111	33.232	311.7
16	1'58.575	25.844	30.920	29.381	32.430	340.3	5	2'01.053	26.415	31.348	30.066	33.224	320.6
17	2'12.852	25.907	36.538	33.996	36.411	340.2	6	2'21.960	31.304	43.195	31.625	35.836	318.8
14th 8 Hector BARBERA Avintia Blusens SPA							7	2'03.842	28.088	32.019	30.171	33.564	248.0
Runs=4 Total laps=13 Full laps=7							8	2'18.043	27.128	33.017	42.877	35.021	319.3
1	9'33.023 P	1'08.986	37.180	34.109	7'12.748	123.5	9	8'29.141 P	27.224	39.765	36.331	6'45.821	301.0
2	2'13.684	33.079	34.239	31.962	34.404	163.3	10	2'19.262	40.706	33.047	31.306	34.203	101.2
3	2'02.936	27.211	31.952	30.176	33.597	292.0	11	2'00.916	26.311	31.327	29.864	33.414	319.6
4	2'09.494	27.099	34.467	32.132	35.796	306.0	12	2'01.041	26.342	31.475	30.034	33.190	317.9
5	2'02.755	26.933	32.075	30.060	33.687	311.4	13	2'00.341	26.245	31.264	29.796	33.036	318.7
6	7'01.587 P	27.107	32.437	30.747	5'31.296	309.2	14	5'14.193 P	27.587	33.249	31.605	3'41.752	317.5
7	2'10.847	32.380	33.359	31.185	33.923	161.8	15	2'11.149	35.527	32.087	30.209	33.326	147.2
8	2'00.754	26.679	31.410	29.646	33.019	312.5	16	2'00.676	26.224	31.429	29.949	33.074	320.2
9	7'07.887 P	31.156	32.096	30.404	5'34.231	319.1	17	2'00.409	26.242	31.288	29.769	33.110	318.5
10	2'31.145	35.873	36.006	35.835	43.431	103.4	18th 68 Yonny HERNANDEZ Paul Bird Motorsport COL						
11	2'01.565	27.605	31.644	29.547	32.769	314.0	Runs=3 Total laps=13 Full laps=7						
12	1'59.608	26.231	30.948	29.471	32.958	318.3	1	3'09.664	1'30.837	33.989	30.906	33.932	128.6
13	2'20.117	27.933	35.102	39.881	37.201	317.1	2	2'02.119	27.166	31.573	30.063	33.317	313.4
15th 14 Randy DE PUNIET Power Electronics Asp FRA							3	2'04.820	30.122	31.539	29.910	33.249	314.9
Runs=3 Total laps=16 Full laps=11							4	12'04.175 P	26.320	31.415		317.6	
1	2'32.765	52.720	34.927	31.178	33.940	168.2	5	2'11.856	33.065	33.574	31.120	34.097	127.6
2	2'02.875	27.271	31.819	30.174	33.611	303.7	6	2'02.372	26.819	31.834	30.213	33.506	316.0
3	2'05.200	31.085	31.378	29.522	33.215	323.2	7	2'01.381	26.598	31.689	29.828	33.266	316.7
4	1'59.633	26.277	31.063	29.354	32.939	318.3	8	2'01.517	26.656	31.530	29.946	33.385	317.5
5	2'00.043	26.076	31.259	29.595	33.113	322.0	9	9'29.585 P	26.777	31.877	30.163	8'00.768	317.6
6	2'03.280	26.180	34.304	29.771	33.025	320.0	10	2'10.701	34.524	32.563	30.295	33.319	117.7
7	10'37.165 P	26.311	31.228	29.842	9'09.784	321.5	11	2'00.855	26.469	31.500	29.766	33.120	315.7
8	2'06.509	31.783	31.580	29.902	33.244	152.3	12	2'00.426	26.273	31.231	29.665	33.257	315.2
9	2'00.083	26.123	31.335	29.674	32.951	320.3	PIT 26.309 37.857 30.638 315.6						
10	2'03.518	27.653	32.123	30.161	33.581	321.6	19th 7 Hiroshi AOYAMA Avintia Blusens JPN						
11	1'59.708	26.072	31.212	29.541	32.883	321.4	Runs=3 Total laps=16 Full laps=11						
12	6'31.006 P	32.236	31.902	30.226	4'56.642	320.4	1	3'09.453	1'28.367	34.762	31.814	34.510	145.7
13	2'13.353	34.041	32.246	30.260	36.806	144.5	2	2'04.874	28.148	32.632	30.440	33.654	308.4
14	2'00.084	26.326	31.146	29.654	32.958	314.5	3	2'02.227	26.839	31.792	30.248	33.348	305.4
15	2'03.044	26.082	31.346	29.786	35.830	319.5	4	2'01.887	26.897	31.621	30.063	33.306	310.0
16	1'59.757	26.202	31.114	29.458	32.983	321.1	5	2'01.455	26.620	31.457	30.156	33.222	310.7
16th 17 Karel ABRAHAM Cardion AB Motoracin CZE							6	2'01.499	26.582	31.549	30.068	33.300	310.1
Runs=3 Total laps=16 Full laps=11							7	2'01.171	26.475	31.387	30.060	33.249	310.8
1	2'18.721	38.289	34.588	31.392	34.452	155.2	8	8'27.590 P	28.248	32.394	30.878	6'56.070	303.5
							9	2'12.414	34.484	33.699	30.613	33.618	150.7

Fastest Lap: Jorge LORENZO Yamaha Factory Raci SPA 1'56.685 25.385 30.400 29.001 31.899

These data/results cannot be reproduced, stored and/or transmitted in whole or in part by any manner of electronic, mechanical, photocopying, recording, broadcasting or otherwise now known or herein after developed without the previous express consent by the copyright owner, except for reproduction in daily press and regular printed publications on sale to the public within 60 days of the event related to those data/results and always provided that copyright symbol appears together as follows below.
© DORNA, 2013

Official MotoGP Timing by TISSOT
www.motogp.com

Doha, Thursday, April 04, 2013

Page 3 of 4



Free Practice Nr. 1

MotoGP

Lap	Lap Time	T1	T2	T3	T4	Speed	Lap	Lap Time	T1	T2	T3	T4	Speed
10	2'01.142	26.743	31.499	29.678	33.222	311.4	5	9'44.767 P	27.515	33.898	31.694	8'11.660	304.7
11	2'00.860	26.548	31.306	29.907	33.099	311.4	6	2'19.085	31.988	33.277	34.606	39.214	137.8
12	2'00.790	26.551	31.240	29.999	33.000	311.4	7	2'02.836	26.989	31.691	30.383	33.773	309.0
13	2'00.563	26.438	31.248	29.665	33.212	310.2	8	2'03.014	26.909	31.840	30.262	34.003	310.9
14	6'45.291 P	29.124	32.765	30.581	5'12.821	308.8	9	2'08.216	27.288	32.667	34.004	34.257	308.4
15	2'15.224	39.106	32.566	30.263	33.289	85.1	10	2'10.135	27.801	34.723	34.026	33.585	303.0
16	2'09.174	26.757	31.172	33.102	38.143	310.8	11	8'53.250 P	27.002	33.662	30.952	7'21.634	311.2

20th 71 Claudio CORTI NGM Mobile Forward ITA
Runs=3 Total laps=14 Full laps=9

1	2'37.733	53.045	34.118	33.718	36.852	156.1
2	2'02.795	26.998	31.743	30.063	33.991	305.6
3	2'18.460	39.943	33.749	30.553	34.215	320.1
4	2'02.374	27.088	31.855	29.904	33.527	319.5
5	9'54.893 P	33.120	34.001	30.798	8'16.974	314.5
6	2'11.633	30.790	32.399	30.871	37.573	161.7
7	2'02.833	27.403	31.640	30.071	33.719	312.8
8	2'17.131	32.824	33.292	34.132	36.883	308.3
9	2'01.285	26.943	31.484	29.611	33.247	318.0
10	11'10.987 P	27.336		8'44.791	314.8	
11	2'08.360	32.362	31.750	29.909	34.339	151.9
12	2'01.825	26.651	32.019	29.853	33.302	317.6
13	2'01.227	26.683	31.515	29.671	33.358	321.0
14	2'13.957	35.609	34.146	30.451	33.751	285.1

21st 9 Danilo PETRUCCI Came IodaRacing Pro ITA
Runs=2 Total laps=11 Full laps=8

1	2'54.713 P	22'25.620	33.072	31.266	1'24.755	87.6
2	2'12.151	34.289	32.930	30.824	34.108	143.6
3	2'09.996	29.588	36.769	29.983	33.656	309.7
4	2'08.671	26.850	35.513	32.555	33.753	316.1
5	2'02.451	26.847	31.898	30.103	33.603	317.7
6	2'02.513	26.747	32.109	30.058	33.599	317.0
7	2'06.230	28.977	33.147	30.603	33.503	316.9
8	2'01.843	26.591	31.869	30.004	33.379	316.6
9	2'01.713	26.577	31.822	29.887	33.427	317.1
10	2'01.438	26.587	31.608	29.945	33.298	315.6
	PIT	32.475	36.471	36.631		311.4

22nd 67 Bryan STARING GO&FUN Honda Gres AUS
Runs=3 Total laps=15 Full laps=10

1	2'53.632	1'09.123	36.679	32.854	34.976	97.7
2	7'30.836 P	28.496	34.535	31.997	5'55.808	294.2
3	2'16.510	38.848	33.300	30.607	33.755	108.8
4	2'03.539	27.397	32.334	30.255	33.553	308.4
5	2'03.099	27.476	32.106	30.117	33.400	317.9
6	2'02.760	27.092	31.852	30.140	33.676	305.6
7	2'01.942	26.731	31.668	30.100	33.443	315.7
8	2'02.025	26.658	31.636	29.999	33.732	313.5
9	11'25.147 P	27.353	33.418	30.250	9'54.126	314.6
10	2'17.777	40.259	33.357	30.466	33.695	73.1
11	2'07.249	27.242	31.706	29.912	38.389	316.7
12	2'02.404	27.029	31.966	30.075	33.334	309.7
13	2'02.278	26.763	31.959	30.160	33.396	316.8
14	2'02.477	26.798	31.901	30.032	33.746	314.5
15	2'34.531	29.113	43.987	44.818	36.613	279.7

23rd 52 Lukas PESEK Came IodaRacing Pro CZE
Runs=3 Total laps=15 Full laps=10

1	2'28.593	38.944	34.767	31.900	42.982	156.3
2	2'08.058	28.575	33.084	31.594	34.805	281.5
3	2'08.324	27.912	33.893	30.520	35.999	301.7
4	2'04.395	27.341	32.266	30.526	34.262	309.2

Fastest Lap: Jorge LORENZO Yamaha Factory Raci SPA 1'56.685 25.385 30.400 29.001 31.899

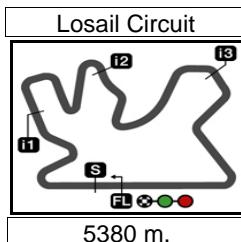
These data/results cannot be reproduced, stored and/or transmitted in whole or in part by any manner of electronic, mechanical, photocopying, recording, broadcasting or otherwise now known or herein after developed without the previous express consent by the copyright owner, except for reproduction in daily press and regular printed publications on sale to the public within 60 days of the event related to those data/results and always provided that copyright symbol appears together as follows below.
© DORNA, 2013

Official MotoGP Timing by TISSOT
www.motogp.com

Doha, Thursday, April 04, 2013

Page 4 of 4





Computerised results and timing service provided by **TISSOT**

MotoGP

COMMERCIAL BANK GRAND PRIX OF QATAR

Free Practice Nr. 1

Best Partial Times

IT Ideal Lap Time, sum of the best partial times

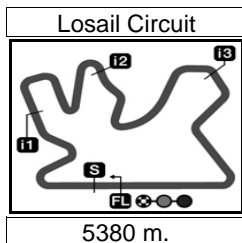
BT Best Lap Time

<i>T1</i>		<i>T2</i>		<i>T3</i>		<i>T4</i>				<i>IT</i>	<i>BT</i>	
<i>Pos</i>	<i>Rider</i>	<i>Time</i>	<i>Rider</i>	<i>Time</i>	<i>Rider</i>	<i>Time</i>	<i>Rider</i>	<i>Time</i>	<i>Pos</i>	<i>Rider</i>		
1	J.LORENZO	25.331	C.CRUTCHLOW	30.221	V.ROSSI	28.813	J.LORENZO	31.899	1	V.ROSSI	1'56.526	1'56.756 (3)
2	M.MARQUEZ	25.452	V.ROSSI	30.322	C.CRUTCHLOW	28.872	V.ROSSI	31.933	2	J.LORENZO	1'56.537	1'56.685 (1)
3	V.ROSSI	25.458	J.LORENZO	30.400	J.LORENZO	28.907	M.MARQUEZ	31.979	3	C.CRUTCHLO	1'56.722	1'56.743 (2)
4	A.BAUTISTA	25.566	A.ESPARGARO	30.455	M.MARQUEZ	28.955	A.DOVIZIOSO	32.000	4	M.MARQUEZ	1'57.065	1'57.276 (4)
5	C.CRUTCHLOW	25.568	S.BRADL	30.533	S.BRADL	28.980	S.BRADL	32.027	5	S.BRADL	1'57.229	1'57.670 (7)
6	A.DOVIZIOSO	25.611	A.DOVIZIOSO	30.615	A.ESPARGARO	29.027	C.CRUTCHLOW	32.061	6	A.DOVIZIOSO	1'57.312	1'57.538 (5)
7	D.PEDROSA	25.621	A.BAUTISTA	30.643	A.DOVIZIOSO	29.086	A.BAUTISTA	32.078	7	A.BAUTISTA	1'57.395	1'57.601 (6)
8	N.HAYDEN	25.639	N.HAYDEN	30.660	A.BAUTISTA	29.108	D.PEDROSA	32.094	8	A.ESPARGAR	1'57.593	1'57.843 (9)
9	A.ESPARGARO	25.649	M.MARQUEZ	30.679	N.HAYDEN	29.144	B.SMITH	32.135	9	D.PEDROSA	1'57.687	1'57.749 (8)
10	S.BRADL	25.689	D.PEDROSA	30.685	D.PEDROSA	29.287	N.HAYDEN	32.362	10	N.HAYDEN	1'57.805	1'57.926 (10)
11	B.SPIES	25.844	B.SMITH	30.706	A.IANNONE	29.324	A.IANNONE	32.377	11	B.SMITH	1'58.217	1'58.369 (11)
12	A.IANNONE	25.979	A.IANNONE	30.879	B.SPIES	29.337	B.SPIES	32.428	12	B.SPIES	1'58.529	1'58.575 (13)
13	B.SMITH	26.024	B.SPIES	30.920	B.SMITH	29.352	A.ESPARGARO	32.462	13	A.IANNONE	1'58.559	1'58.559 (12)
14	K.ABRAHAM	26.030	H.BARBERA	30.948	R.DE PUNIET	29.354	H.BARBERA	32.769	14	R.DE PUNIET	1'59.372	1'59.633 (15)
15	R.DE PUNIET	26.072	R.DE PUNIET	31.063	K.ABRAHAM	29.373	R.DE PUNIET	32.883	15	H.BARBERA	1'59.419	1'59.608 (14)
16	C.EDWARDS	26.224	H.AOYAMA	31.172	H.BARBERA	29.471	H.AOYAMA	33.000	16	K.ABRAHAM	1'59.674	1'59.758 (16)
17	H.BARBERA	26.231	K.ABRAHAM	31.218	C.CORTI	29.611	C.EDWARDS	33.036	17	H.AOYAMA	2'00.275	2'00.563 (19)
18	Y.HERNANDEZ	26.273	Y.HERNANDEZ	31.231	H.AOYAMA	29.665	K.ABRAHAM	33.053	18	Y.HERNANDEZ	2'00.289	2'00.426 (18)
19	H.AOYAMA	26.438	C.EDWARDS	31.264	Y.HERNANDEZ	29.665	Y.HERNANDEZ	33.120	19	C.EDWARDS	2'00.293	2'00.341 (17)
20	D.PETRUCCI	26.577	C.CORTI	31.484	C.EDWARDS	29.769	C.CORTI	33.247	20	C.CORTI	2'00.993	2'01.227 (20)
21	C.CORTI	26.651	L.PESEK	31.530	D.PETRUCCI	29.887	D.PETRUCCI	33.298	21	D.PETRUCCI	2'01.370	2'01.438 (21)
22	B.STARING	26.658	D.PETRUCCI	31.608	B.STARING	29.912	B.STARING	33.334	22	B.STARING	2'01.540	2'01.942 (22)
23	M.LAVERTY	26.791	B.STARING	31.636	M.LAVERTY	30.044	M.LAVERTY	33.426	23	M.LAVERTY	2'02.063	2'02.135 (24)
24	L.PESEK	26.871	M.LAVERTY	31.802	L.PESEK	30.080	L.PESEK	33.585	24	L.PESEK	2'02.066	2'02.079 (23)

These data/results cannot be reproduced, stored and/or transmitted in whole or in part by any manner of electronic, mechanical, photocopying, recording, broadcasting or otherwise now known or herein after developed without the previous express consent by the copyright owner, except for reproduction in daily press and regular printed publications on sale to the public within 60 days of the event related to those data/results and always provided that copyright symbol appears together as follows below.
© DORNA, 2013

Official MotoGP Timing by **TISSOT**
www.motogp.com






Computerised results and timing service provided by **TISSOT**

MotoGP

COMMERCIAL BANK GRAND PRIX OF QATAR

Free Practice Nr. 1

Fastest Laps Sequence

<i>Practice Time</i>	 <i>Rider</i>	<i>Nation</i>	<i>Motorcycle</i>	<i>Time</i>	<i>Km/h</i>	<i>Rider's Lap</i>
4'18.397	99 Jorge LORENZO	SPA	YAMAHA	2'00.945	160.1	2
4'27.609	41 Aleix ESPARGARO	SPA	ART	2'00.348	160.9	2
4'46.012	46 Valentino ROSSI	ITA	YAMAHA	1'59.772	161.7	2
6'17.131	99 Jorge LORENZO	SPA	YAMAHA	1'58.734	163.1	3
6'44.022	46 Valentino ROSSI	ITA	YAMAHA	1'58.010	164.1	3
8'41.278	46 Valentino ROSSI	ITA	YAMAHA	1'57.256	165.1	4
27'33.710	99 Jorge LORENZO	SPA	YAMAHA	1'57.179	165.2	10
27'37.716	46 Valentino ROSSI	ITA	YAMAHA	1'57.061	165.4	11
31'31.607	46 Valentino ROSSI	ITA	YAMAHA	1'56.823	165.7	13
40'03.268	35 Cal CRUTCHLOW	GBR	YAMAHA	1'56.743	165.9	14
43'44.999	99 Jorge LORENZO	SPA	YAMAHA	1'56.736	165.9	15
45'41.684	99 Jorge LORENZO	SPA	YAMAHA	1'56.685	165.9	16

These data/results cannot be reproduced, stored and/or transmitted in whole or in part by any manner of electronic, mechanical, photocopying, recording, broadcasting or otherwise now known or herein after developed without the previous express consent by the copyright owner, except for reproduction in daily press and regular printed publications on sale to the public within 60 days of the event related to those data/results and always provided that copyright symbol appears together as follows below.

© DORNA, 2013

Official MotoGP Timing by **TISSOT**
www.motogp.com



Doha, Thursday, April 04, 2013