


4226 m.

## GP APEROL DI SAN MARINO E RIVIERA DI RIMINI

## Race

Classification after 23 laps = 97.198 km

29

Pos		Rider	Nation	Team	Motorcycle	Total Time	Km/h	Gap
1	25	42 Alex RINS	SPA	Estrella Galicia 0,0	KTM	39'50.516	146.3	
2	20	25 Maverick VIÑALES	SPA	Team Calvo	KTM	39'50.566	146.3	0.050
3	16	12 Alex MARQUEZ	SPA	Estrella Galicia 0,0	KTM	39'56.950	145.9	6.434
4	13	39 Luis SALOM	SPA	Red Bull KTM Ajo	KTM	40'07.813	145.3	17.297
5	11	8 Jack MILLER	AUS	Caretta Technology - RTG	FTR HONDA	40'08.527	145.2	18.011
6	10	63 Zulfahmi KHAIRUDDIN	MAL	Red Bull KTM Ajo	KTM	40'08.649	145.2	18.133
7	9	44 Miguel OLIVEIRA	POR	Mahindra Racing	MAHINDRA	40'08.972	145.2	18.456
8	8	23 Niccolò ANTONELLI	ITA	GO&FUN Gresini Moto3	FTR HONDA	40'09.120	145.2	18.604
9	7	65 Philipp OETTL	GER	Tec Interwetten Moto3 Racing	KALEX KTM	40'15.408	144.8	24.892
10	6	5 Romano FENATI	ITA	San Carlo Team Italia	FTR HONDA	40'15.629	144.8	25.113
11	5	31 Niklas AJO	FIN	Avant Tecno	KTM	40'18.135	144.7	27.619
12	4	7 Efren VAZQUEZ	SPA	Mahindra Racing	MAHINDRA	40'18.150	144.7	27.634
13	3	84 Jakub KORNFEIL	CZE	Redox RW Racing GP	KALEX KTM	40'18.199	144.6	27.683
14	2	32 Isaac VIÑALES	SPA	Ongetta-Centro Seta	FTR HONDA	40'18.350	144.6	27.834
15	1	61 Arthur SISSIS	AUS	Red Bull KTM Ajo	KTM	40'18.415	144.6	27.899
16		19 Alessandro TONUCCI	ITA	La Fonte Tascaracing	FTR HONDA	40'26.599	144.1	36.083
17		89 Alan TECHER	FRA	CIP Moto3	TSR HONDA	40'26.630	144.1	36.114
18		41 Brad BINDER	RSA	Ambrogio Racing	MAHINDRA	40'27.022	144.1	36.506
19		22 Ana CARRASCO	SPA	Team Calvo	KTM	40'37.018	143.5	46.502
20		17 John MCPHEE	GBR	Caretta Technology - RTG	FTR HONDA	40'40.541	143.3	50.025
21		53 Jasper IWEMA	NED	RW Racing GP	KALEX KTM	40'41.122	143.3	50.606
22		11 Livio LOI	BEL	Marc VDS Racing Team	KALEX KTM	40'41.397	143.3	50.881
23		77 Lorenzo BALDASSARRI	ITA	GO&FUN Gresini Moto3	FTR HONDA	40'41.563	143.3	51.047
24		21 Luca AMATO	GER	Ambrogio Racing	MAHINDRA	40'42.021	143.2	51.505
25		55 Andrea LOCATELLI	ITA	Mahindra Racing	MAHINDRA	41'08.684	141.7	1'18.168
26		9 Toni FINSTERBUSCH	GER	Kiefer Racing	KALEX KTM	41'08.701	141.7	1'18.185
27		58 Juanfran GUEVARA	SPA	CIP Moto3	TSR HONDA	41'18.609	141.1	1'28.093
28		29 Hyuga WATANABE	JPN	La Fonte Tascaracing	FTR HONDA	39'55.203	139.7	1 lap
<b>Not Classified</b>								
		57 Eric GRANADO	BRA	Mapfre Aspar Team Moto3	KALEX KTM	38'41.492	144.1	1 lap
		66 Florian ALT	GER	Kiefer Racing	KALEX KTM	28'47.874	140.8	7 laps
		10 Alexis MASBOU	FRA	Ongetta-Rivacold	FTR HONDA	24'56.666	142.3	9 laps
		3 Matteo FERRARI	ITA	Ongetta-Centro Seta	FTR HONDA	21'07.331	144.0	11 laps
		4 Francesco BAGNAIA	ITA	San Carlo Team Italia	FTR HONDA	14'14.243	142.4	15 laps
		94 Jonas FOLGER	GER	Mapfre Aspar Team Moto3	KALEX KTM	5'16.054	144.4	20 laps
		97 Luca MARINI	ITA	Twelve Racing	FTR HONDA			

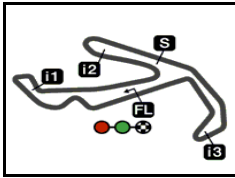
The results are provisional until the end of the limit for protest and appeals.

Time limit for protest expires 60' after publication of the results - Mr. .... Time: .....

These data/results cannot be reproduced, stored and/or transmitted in whole or in part by any manner of electronic, mechanical, photocopying, recording, broadcasting or otherwise now known or herein after developed without the previous express consent by the copyright owner, except for reproduction in daily press and regular printed publications on sale to the public within 60 days of the event related to those data/results and always provided that copyright symbol appears together as follows below.

© DORNA, 2013






4226 m.

GP APEROL DI SAN MARINO E RIVIERA DI RIMINI

Race

Classification after 23 laps = 97.198 km

29

Pos	 Rider	Nation	Team	Motorcycle	Total Time	Km/h	Gap
-----	---	--------	------	------------	------------	------	-----

Race condition: Dry  
 Air: 25°  
 Humidity: 51%  
 Ground: 31°

<b>Pole Position:</b>		<b>Jonas FOLGER</b>	<b>1'42.707</b>	148.1 Km/h
<b>Fastest Lap (New record):</b>	Lap 4	<b>Alex MARQUEZ</b>	<b>1'43.293</b>	147.2 Km/h
<b>Circuit Record Lap:</b>	2012	<b>Alex RINS</b>	<b>1'44.043</b>	146.2 Km/h
<b>Circuit Best Lap:</b>	2013	<b>Jonas FOLGER</b>	<b>1'42.707</b>	148.1 Km/h

<b>10:45'00</b>		<b>SIGHTING LAP START</b>
<b>10:58'00</b>		<b>WARM UP LAP START</b>
<b>11:01'10</b>		<b>RACE START</b>
11:01'34	Andrea LOCATELLI	starting from pit lane
11:01'38	Luca MARINI	crashed out - Rider OK
<b>11:02'24</b>	-	<b>No jump start</b>
11:07'13	Jonas FOLGER	crashed out - Rider OK
11:10'58	Toni FINSTERBUSCH	crashed out - Rider OK
11:11'08	Toni FINSTERBUSCH	re-joined race
11:15'54	Francesco BAGNAIA	crashed out - Rider OK
11:24'08	Matteo FERRARI	crashed out - Rider OK
11:26'09	Alexis MASBOU	entered pits and retired
11:30'00	Florian ALT	entered pits and retired
<b>11:34'03</b>	<b>Andrea LOCATELLI</b>	<b>to drop 1 position due to exceeding</b>
<b>11:34'03</b>	-	<b>track limit on turn 6</b>
11:37'19	Hyuga WATANABE	crashed out - Rider OK
11:37'44	Hyuga WATANABE	re-joined race
11:41'16	Eric GRANADO	crashed out - Rider OK

The results are provisional until the end of the limit for protest and appeals.

Time limit for protest expires 60' after publication of the results - Mr. .... Time: .....

These data/results cannot be reproduced, stored and/or transmitted in whole or in part by any manner of electronic, mechanical, photocopying, recording, broadcasting or otherwise now known or herein after developed without the previous express consent by the copyright owner, except for reproduction in daily press and regular printed publications on sale to the public within 60 days of the event related to those data/results and always provided that copyright symbol appears together as follows below.

© DORNA, 2013

