
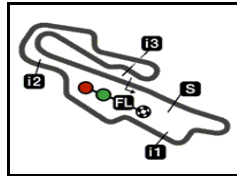



Mugello

Results and timing service provided by **MotoGP**

5245 m.

GRAN PREMIO D'ITALIA TIM**Free Practice Nr. 1****Classification****3**

	Rider	Nation	Team	Motorcycle	Time	Lap Total	Gap	Top Speed
1	93 Marc MARQUEZ	SPA	Repsol Honda Team	HONDA	1'48.004	17 19		340.2
2	46 Valentino ROSSI	ITA	Movistar Yamaha MotoGP	YAMAHA	1'48.386	8 17	0.382 0.382	340.9
3	29 Andrea IANNONE	ITA	Pramac Racing	DUCATI	1'48.434	21 21	0.430 0.048	347.2
4	4 Andrea DOVIZIOSO	ITA	Ducati Team	DUCATI	1'48.518	16 17	0.514 0.084	343.8
5	99 Jorge LORENZO	SPA	Movistar Yamaha MotoGP	YAMAHA	1'48.665	15 17	0.661 0.147	339.6
6	41 Aleix ESPARGARO	SPA	NGM Forward Racing	FORWARD YAMAHA	1'48.743	14 14	0.739 0.078	338.2
7	6 Stefan BRADL	GER	LCR Honda MotoGP	HONDA	1'48.925	20 20	0.921 0.182	339.4
8	35 Cal CRUTCHLOW	GBR	Ducati Team	DUCATI	1'48.980	11 19	0.976 0.055	343.2
9	19 Alvaro BAUTISTA	SPA	GO&FUN Honda Gresini	HONDA	1'49.030	6 13	1.026 0.050	341.5
10	38 Bradley SMITH	GBR	Monster Yamaha Tech 3	YAMAHA	1'49.030	15 20	1.026	341.3
11	26 Dani PEDROSA	SPA	Repsol Honda Team	HONDA	1'49.203	8 18	1.199 0.173	338.7
12	44 Po ESPARGARO	SPA	Monster Yamaha Tech 3	YAMAHA	1'49.308	15 18	1.304 0.105	340.1
13	5 Colin EDWARDS	USA	NGM Forward Racing	FORWARD YAMAHA	1'49.818	18 18	1.814 0.510	330.3
14	51 Michele PIRRO	ITA	Ducati Team	DUCATI	1'50.030	12 14	2.026 0.212	343.7
15	7 Hiroshi AOYAMA	JPN	Drive M7 Aspar	HONDA	1'50.143	20 20	2.139 0.113	326.9
16	68 Yonny HERNANDEZ	COL	Energy T.I. Pramac Racing	DUCATI	1'50.189	9 15	2.185 0.046	338.2
17	17 Karel ABRAHAM	CZE	Cardion AB Motoracing	HONDA	1'50.327	15 16	2.323 0.138	328.2
18	45 Scott REDDING	GBR	GO&FUN Honda Gresini	HONDA	1'50.440	11 17	2.436 0.113	326.3
19	8 Hector BARBERA	SPA	Avintia Racing	AVINTIA	1'51.396	13 15	3.392 0.956	320.3
20	63 Mike DI MEGLIO	FRA	Avintia Racing	AVINTIA	1'52.164	4 15	4.160 0.768	327.1
21	70 Michael LAVERTY	GBR	Paul Bird Motorsport	PBM	1'52.748	15 18	4.744 0.584	326.1
22	23 Broc PARKES	AUS	Paul Bird Motorsport	PBM	1'53.775	11 16	5.771 1.027	317.3
23	69 Nicky HAYDEN	USA	Drive M7 Aspar	HONDA	1'55.369	5 6	7.365 1.594	322.8
Not classified								
	9 Danilo PETRUCCI	ITA	IodaRacing Project	ART				

Practice condition: Dry

Air: 16°

Humidity: 82%

Ground: 20°

Fastest Lap:	Lap: 17	Marc MARQUEZ	1'48.004	174.8 Km/h
Circuit Record Lap:	2013	Marc MARQUEZ	1'47.639	175.4 Km/h
Circuit Best Lap:	2013	Dani PEDROSA	1'47.157	176.2 Km/h

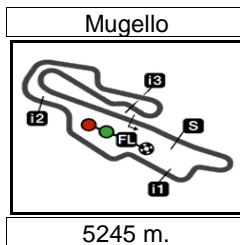
The results are provisional until the end of the limit for protest and appeals.

Time limit for protest expires 30' after publication of the results - Mr. Time:

These data/results cannot be reproduced, stored and/or transmitted in whole or in part by any manner of electronic, mechanical, photocopying, recording, broadcasting or otherwise now known or herein after developed without the previous express consent by the copyright owner, except for reproduction in daily press and regular printed publications on sale to the public within 60 days of the event related to those data/results and always provided that copyright symbol appears together as follows below.

© DORNA, 2014

Official MotoGP Timing by **TISSOT**
www.motogp.com**Mugello, Friday, May 30, 2014**



Results and timing service provided by **TISSOT**

MotoGP

GRAN PREMIO D'ITALIA TIM

Free Practice Nr. 1

Top Speed & Average

4



Rider	Nation	Motorcycle	Top 5 speeds					Average	Top
29 Andrea IANNONE	ITA	DUCATI	347.2	345.7	345.6	345.1	344.9	345.7	347.2
4 Andrea DOVIZIOSO	ITA	DUCATI	343.8	342.2	341.5	341.5	341.3	342.1	343.8
51 Michele PIRRO	ITA	DUCATI	343.7	341.9	341.6	341.5	341.5	342.0	343.7
35 Cal CRUTCHLOW	GBR	DUCATI	343.2	342.4	341.2	340.9	340.8	341.7	343.2
19 Alvaro BAUTISTA	SPA	HONDA	341.5	340.1	339.4	339.0	338.9	339.8	341.5
38 Bradley SMITH	GBR	YAMAHA	341.3	340.8	340.8	340.3	340.2	340.7	341.3
46 Valentino ROSSI	ITA	YAMAHA	340.9	340.2	339.6	339.6	339.4	339.9	340.9
93 Marc MARQUEZ	SPA	HONDA	340.2	339.9	338.6	338.4	338.0	339.0	340.2
44 PoI ESPARGARO	SPA	YAMAHA	340.1	339.1	338.7	337.5	337.0	338.5	340.1
99 Jorge LORENZO	SPA	YAMAHA	339.6	338.0	337.8	337.5	337.0	338.0	339.6
6 Stefan BRADL	GER	HONDA	339.4	338.6	338.5	338.3	338.1	338.6	339.4
26 Dani PEDROSA	SPA	HONDA	338.7	338.6	338.2	338.0	337.9	338.3	338.7
41 Aleix ESPARGARO	SPA	FORWARD YA	338.2	336.8	336.1	335.4	335.1	336.3	338.2
68 Yonny HERNANDEZ	COL	DUCATI	338.2	336.9	336.2	335.9	335.0	336.4	338.2
5 Colin EDWARDS	USA	FORWARD YA	330.3	329.5	328.7	328.4	328.2	329.0	330.3
17 Karel ABRAHAM	CZE	HONDA	328.2	325.4	325.2	323.9	323.4	325.2	328.2
63 Mike DI MEGLIO	FRA	AVINTIA	327.1	324.9	324.4	324.1	320.7	324.2	327.1
7 Hiroshi AOYAMA	JPN	HONDA	326.9	326.1	325.9	325.7	325.7	326.1	326.9
45 Scott REDDING	GBR	HONDA	326.3	325.7	325.2	324.8	324.8	325.4	326.3
70 Michael LAVERTY	GBR	PBM	326.1	325.7	325.2	322.8	322.6	324.5	326.1
69 Nicky HAYDEN	USA	HONDA	322.8	320.0	319.5	300.7	293.9	311.4	322.8
8 Hector BARBERA	SPA	AVINTIA	320.3	319.6	319.5	319.3	318.9	319.5	320.3
23 Broc PARKES	AUS	PBM	317.3	316.9	314.5	312.8	312.6	314.8	317.3

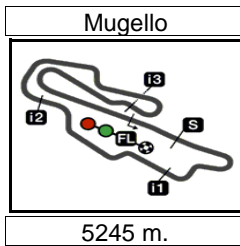
These data/results cannot be reproduced, stored and/or transmitted in whole or in part by any manner of electronic, mechanical, photocopying, recording, broadcasting or otherwise now known or herein after developed without the previous express consent by the copyright owner, except for reproduction in daily press and regular printed publications on sale to the public within 60 days of the event related to those data/results and always provided that copyright symbol appears together as follows below.

© DORNA, 2014

Official MotoGP Timing by **TISSOT**
www.motogp.com



Mugello, Friday, May 30, 2014



Results and timing service provided by TISSOT

MotoGP

GRAN PREMIO D'ITALIA TIM

Free Practice Nr. 1

Chronological Analysis of Performances

5

P Crossing the finish line in pit lane		T1 Time from finish line to 1st intermediate		T2 Time from 1st intermed. to 2nd intermed.		T3 Time from 2nd intermed. to 3rd intermed.		T4 Time from 3rd intermediate to finish line					
Lap	Lap Time	T1	T2	T3	T4	Speed	Lap	Lap Time	T1	T2	T3	T4	Speed
1st	93	Marc MARQUEZ		Repsol Honda Team		SPA							
		Runs=3	Total laps=19	Full laps=14									
1	2'27.847	54.930	27.291	39.230	26.396	140.9	9	5'27.655 P	29.127				340.1
2	1'54.651	27.138	24.752	36.785	25.976	330.4	10	2'16.923	39.255	32.702	39.303	25.663	114.6
3	1'50.385	25.847	23.771	35.835	24.932	338.6	11	1'49.356	25.887	23.250	35.635	24.584	340.3
4	1'52.992	27.647	24.349	35.874	25.122	332.7	12	1'48.989	25.519	23.114	35.650	24.706	340.2
5	1'49.048	25.584	23.181	35.605	24.678	337.7	13	1'49.037	25.542	23.096	35.708	24.691	340.3
6	6'54.294 P	26.067				337.6	14	4'44.680 P	27.111				340.4
7	2'02.323	35.082	24.380	37.210	25.651	140.7	15	2'08.210	40.124	25.035	37.778	25.273	91.8
8	1'49.334	25.478	23.438	35.526	24.892	335.0	16	2'01.804	25.868	24.808	43.413	27.715	340.8
9	1'48.868	25.522	23.145	35.516	24.685	338.4	17	1'48.624	25.676	22.972	35.461	24.515	342.7
10	1'50.535	26.067	23.432	36.105	24.931	334.8	18	1'49.225	25.481	23.148	35.912	24.684	344.9
11	1'48.569	25.330	23.241	35.422	24.576	334.5	19	1'48.483	25.500	22.929	35.515	24.539	343.7
12	1'48.636	25.367	23.046	35.542	24.681	337.7	20	1'49.871	25.635	23.946	35.687	24.603	345.7
13	7'28.504 P	26.432				334.9	21	1'48.434	25.564	22.973	35.453	24.444	343.2
14	2'02.144	36.591	23.935	36.271	25.347	134.0							
15	1'48.867	25.431	23.090	35.599	24.747	335.4							
16	1'49.781	25.626	23.151	36.141	24.863	334.8							
17	1'48.004	25.402	22.940	35.258	24.404	340.2							
18	1'49.356	25.675	23.320	35.744	24.617	339.9							
19	1'48.400	25.371	22.992	35.546	24.491	338.0							
4th	4	Andrea DOVIZIOSO		Ducati Team		ITA							
		Runs=3	Total laps=17	Full laps=12									
1	2'27.309	54.722	26.998	39.415	26.174	139.3							
2	1'54.476	27.571	24.442	36.989	25.474	334.4							
3	1'50.900	26.362	23.762	35.957	24.819	341.2							
4	1'49.852	25.866	23.378	35.858	24.750	340.3							
5	1'48.878	25.636	23.130	35.575	24.537	341.3							
6	8'16.626 P	28.135				343.8							
7	1'59.171	33.344	24.389	36.536	24.902	180.1							
8	1'49.626	25.583	23.352	35.938	24.753	340.6							
9	1'48.924	25.541	23.172	35.619	24.592	338.1							
10	1'49.076	25.569	23.150	35.744	24.613	341.5							
11	1'52.259	26.792	24.003	36.631	24.833	336.3							
12	1'48.872	25.494	23.101	35.633	24.644	341.0							
13	8'59.870 P	26.708				338.8							
14	2'01.140	34.810	24.654	36.430	25.246	161.7							
15	1'49.743	25.735	23.302	36.036	24.670	342.2							
16	1'48.518	25.358	23.045	35.578	24.537	341.5							
17	1'52.201	25.489	23.231	36.912	26.569	338.7							
5th	99	Jorge LORENZO		Movistar Yamaha Mot		SPA							
		Runs=3	Total laps=17	Full laps=12									
1	2'09.298	36.482	27.054	39.374	26.388	200.1							
2	1'54.801	27.656	24.861	37.086	25.198	332.5							
3	1'51.351	26.468	23.708	36.266	24.909	337.8							
4	1'50.131	26.058	23.520	35.825	24.728	336.4							
5	1'49.715	25.887	23.416	35.725	24.687	335.1							
6	9'11.620 P	25.817				335.5							
7	2'00.107	33.675	25.704	35.902	24.826	213.1							
8	1'49.522	25.742	23.494	35.586	24.700	338.0							
9	1'49.670	25.507	23.230	36.124	24.809	339.6							
10	1'49.245	25.528	23.188	35.597	24.932	337.5							
11	1'48.942	25.571	23.204	35.490	24.677	336.5							
12	1'48.901	25.506	23.199	35.560	24.636	337.0							
13	7'55.747 P	25.514	23.178	36.925	6'30.130	334.7							
14	1'56.169	31.715	23.854	35.755	24.845	211.0							
15	1'48.665	25.474	23.133	35.340	24.718	335.2							
16	1'48.677	25.452	23.088	35.394	24.743	334.8							

Fastest Lap: Marc MARQUEZ Repsol Honda Team SPA **1'48.004** 25.402 22.940 35.258 24.404

These data/results cannot be reproduced, stored and/or transmitted in whole or in part by any manner of electronic, mechanical, photocopying, recording, broadcasting or otherwise now known or herein after developed without the previous express consent by the copyright owner, except for reproduction in daily press and regular printed publications on sale to the public within 60 days of the event related to those data/results and always provided that copyright symbol appears together as follows below.
© DORNA, 2014



Free Practice Nr. 1

MotoGP

Lap	Lap Time	T1	T2	T3	T4	Speed	Lap	Lap Time	T1	T2	T3	T4	Speed
17	1'48.739	25.509	<u>22.986</u>	35.536	24.708	334.5	19	1'49.179	25.722	23.074	35.813	24.570	339.6
6th	41	Alex ESPARGARO NGM Forward Racing SPA					9th	19	Alvaro BAUTISTA GO&FUN Honda Gres SPA				
		Runs=3	Total laps=15	Full laps=9				Runs=3	Total laps=14	Full laps=8			
1	2'28.469	57.963	26.359	38.028	26.119	199.5	1	2'39.909	1'09.796	25.742	38.473	25.898	156.2
2	1'53.335	26.824	24.584	36.362	25.565	325.3	2	1'51.491	26.332	23.755	36.332	25.072	339.0
3	1'50.951	26.144	23.673	35.973	25.161	336.1	3	1'50.022	25.805	23.340	35.932	24.945	340.1
4	1'50.155	25.956	23.489	35.893	24.817	336.8	4	1'49.557	25.660	23.110	35.691	25.096	337.9
5	1'49.431	25.744	23.094	35.643	24.950	<u>338.2</u>	5	1'49.500	25.542	<u>22.896</u>	35.876	25.186	336.0
6	8'50.399 P	<u>28.332</u>				<u>327.3</u>	6	1'49.030	25.531	23.037	35.679	24.783	<u>341.5</u>
7	2'01.486	35.353	24.467	36.207	25.459	168.6	7	8'24.843 P	<u>27.446</u>				<u>336.5</u>
8	1'50.198	25.786	23.276	35.772	25.364	334.8	8	2'06.257	35.106	29.537	36.422	25.192	160.1
9	1'50.007	26.075	23.270	35.722	24.940	335.4	9	1'49.446	25.677	23.297	35.714	24.758	338.9
10	9'52.754 P	<u>26.811</u>				<u>335.1</u>	10	1'49.231	25.505	23.234	35.695	24.797	339.4
11	2'08.479	37.082	25.412	38.392	27.593	140.2	11	7'36.488 P	<u>26.939</u>				<u>335.7</u>
12	1'49.578	25.936	23.194	35.520	24.928	326.0	12	1'59.417	<u>34.518</u>	23.755	36.093	<u>25.051</u>	159.4
13	1'49.119	25.679	23.147	35.489	24.804	330.4	13	1'49.050	<u>25.478</u>	23.240	<u>35.627</u>	<u>24.705</u>	337.3
14	1'48.743	<u>25.654</u>	<u>23.007</u>	<u>35.429</u>	<u>24.653</u>	328.6		unfinished	25.514	22.935	<u>35.536</u>		336.4
	PIT	26.747				332.0							
7th	6	Stefan BRADL LCR Honda MotoGP GER					10th	38	Bradley SMITH Monster Yamaha Tec GBR				
		Runs=3	Total laps=20	Full laps=15				Runs=4	Total laps=20	Full laps=13			
1	2'26.684	49.849	27.988	41.987	26.860	147.9	1	2'16.052	41.688	27.473	40.040	26.851	189.7
2	1'53.360	26.993	24.265	36.768	25.334	333.4	2	1'54.251	27.168	24.280	36.958	25.845	334.1
3	1'50.785	26.040	23.622	36.149	24.974	338.5	3	1'52.038	26.466	23.841	36.348	25.383	329.7
4	1'49.786	25.954	23.447	35.704	24.681	338.1	4	1'50.958	26.156	23.664	36.143	24.995	336.7
5	1'49.338	25.884	23.144	35.636	24.674	336.3	5	1'49.991	25.753	23.361	35.884	24.993	338.7
6	1'49.139	25.662	23.153	35.752	<u>24.572</u>	338.3	6	6'55.028 P	<u>27.621</u>				<u>340.8</u>
7	1'49.493	25.708	23.196	35.879	24.710	<u>339.4</u>	7	1'59.367	33.117	24.294	36.622	25.334	166.5
8	6'04.173 P	<u>26.897</u>				<u>336.5</u>	8	1'50.271	25.872	23.493	35.979	24.927	337.6
9	2'01.840	35.544	24.858	36.424	25.014	153.9	9	1'50.043	25.766	23.289	35.825	25.163	340.2
10	1'50.201	25.927	23.404	35.911	24.959	336.7	10	1'54.547	29.845	23.577	36.225	24.900	<u>341.3</u>
11	1'49.686	25.751	23.276	35.891	24.768	334.6	11	1'49.708	25.780	23.262	35.860	24.806	340.3
12	1'54.803	26.264	27.436	36.204	24.899	336.3	12	3'36.973 P	<u>27.157</u>				<u>321.7</u>
13	1'49.929	25.737	23.136	35.993	25.063	338.6	13	1'57.285	32.152	23.742	36.227	25.164	195.1
14	5'39.531 P	<u>26.838</u>				<u>336.7</u>	14	1'49.765	25.710	23.339	35.803	24.913	339.4
15	2'02.198	35.656	24.788	36.689	25.065	143.3	15	1'49.030	25.579	<u>23.042</u>	<u>35.647</u>	24.762	337.8
16	1'49.677	25.830	23.244	35.901	24.702	337.5	16	3'53.905 P	<u>26.003</u>				<u>339.4</u>
17	1'49.376	25.723	23.201	35.711	24.741	337.2	17	2'00.624	35.288	23.960	36.174	25.202	162.5
18	1'49.017	25.577	23.053	35.695	24.692	337.2	18	1'50.085	25.781	23.296	36.119	24.889	338.0
19	1'49.007	25.540	23.119	<u>35.629</u>	24.719	337.1	19	1'49.580	25.666	23.206	35.894	24.814	339.8
20	1'48.925	<u>25.523</u>	<u>22.984</u>	35.658	24.760	336.2	20	1'49.219	<u>25.542</u>	23.121	35.806	<u>24.750</u>	340.8
8th	35	Cal CRUTCHLOW Ducati Team GBR					11th	26	Dani PEDROSA Repsol Honda Team SPA				
		Runs=3	Total laps=19	Full laps=14				Runs=4	Total laps=18	Full laps=11			
1	2'29.968	49.428	27.814	43.208	29.518	193.0	1	2'29.373	57.393	27.023	38.397	26.560	141.4
2	1'54.448	27.500	24.809	36.886	25.253	314.7	2	1'54.176	26.805	25.592	36.589	25.190	336.3
3	1'59.280	26.334	23.650	38.928	30.368	328.7	3	6'05.808 P	<u>26.591</u>	23.940	36.601	4'38.676	318.6
4	1'49.836	25.995	23.202	35.929	24.710	329.3	4	2'02.435	34.675	25.129	37.106	25.525	154.7
5	1'49.703	25.840	23.188	35.977	24.698	342.4	5	1'50.761	26.220	23.742	35.899	24.900	334.7
6	6'28.435 P	<u>28.045</u>				<u>333.3</u>	6	1'50.188	25.855	23.471	35.876	24.986	338.6
7	2'03.399	34.020	25.825	38.095	25.459	216.0	7	1'49.497	25.745	<u>23.205</u>	35.701	24.846	336.6
8	1'50.160	26.118	23.240	36.027	24.775	337.1	8	1'49.203	<u>25.617</u>	23.275	<u>35.626</u>	<u>24.685</u>	338.0
9	1'49.842	25.896	23.186	36.004	24.756	339.6	9	6'54.094 P	<u>28.693</u>				<u>331.5</u>
10	1'58.954	25.832	24.515	43.129	25.478	341.2	10	2'02.210	34.460	24.903	37.255	25.592	144.6
11	1'48.980	<u>25.585</u>	23.066	<u>35.775</u>	<u>24.554</u>	<u>343.2</u>	11	1'51.663	26.207	23.835	36.619	25.002	337.6
12	7'26.525 P	<u>27.698</u>				<u>333.7</u>	12	1'50.922	25.860	23.637	36.201	25.224	337.1
13	2'02.194	33.263	25.921	37.801	25.209	213.8	13	1'49.994	25.720	23.535	35.816	24.923	<u>338.7</u>
14	1'53.396	26.042	23.269	36.637	27.448	340.8	14	4'40.414 P	<u>26.658</u>				<u>334.9</u>
15	1'49.491	25.711	23.019	35.806	24.955	340.2	15	2'00.594	33.780	24.554	36.620	25.640	156.1
16	1'49.335	25.693	<u>22.970</u>	35.891	24.781	337.6	16	1'50.576	25.966	23.454	36.152	25.004	336.7
17	1'49.616	25.752	23.174	36.023	24.667	340.9	17	1'50.158	25.790	23.346	36.062	24.960	337.9
18	1'57.079	26.864	25.135	36.652	28.428	339.6	18	1'49.415	25.663	23.247	35.715	24.790	338.2

Fastest Lap: Marc MARQUEZ Repsol Honda Team SPA **1'48.004** 25.402 22.940 35.258 24.404

These data/results cannot be reproduced, stored and/or transmitted in whole or in part by any manner of electronic, mechanical, photocopying, recording, broadcasting or otherwise now known or herein after developed without the previous express consent by the copyright owner, except for reproduction in daily press and regular printed publications on sale to the public within 60 days of the event related to those data/results and always provided that copyright symbol appears together as follows below.
© DORNA, 2014



Free Practice Nr. 1

MotoGP

Lap	Lap Time	T1	T2	T3	T4	Speed	Lap	Lap Time	T1	T2	T3	T4	Speed	
12th	44	PoI ESPARGARO Monster Yamaha Tec SPA					2	1'56.419	27.961	25.179	37.533	25.746	320.8	
		Runs=3 Total laps=18 Full laps=13					3	1'52.621	26.731	23.777	36.689	25.424	322.9	
1	2'09.529	36.738	26.983	39.365	26.443	225.4	4	1'51.838	26.447	23.811	36.259	25.321	325.9	
2	1'53.851	27.512	24.426	36.659	25.254	335.2	5	1'51.049	26.141	23.460	36.190	25.258	325.4	
3	1'51.477	26.313	23.732	36.422	25.010	335.2	6	1'50.785	26.050	23.467	36.060	25.208	326.1	
4	1'51.321	27.056	23.583	35.951	24.731	334.7	7	6'19.583 P	26.857				321.9	
5	1'49.471	25.944	23.177	35.729	24.621	337.5	8	2'00.817	32.843	24.677	37.308	25.989	199.2	
6	1'52.340	25.768	23.557	37.521	25.494	338.7	9	1'52.247	26.514	23.897	36.401	25.435	325.2	
7	1'49.754	25.833	23.214	35.832	24.875	337.0	10	1'51.846	26.325	23.711	36.466	25.344	323.4	
8	2'10.620	43.211	25.514	36.518	25.377	340.1	11	1'51.741	26.154	23.705	36.470	25.412	325.7	
9	1'49.421	25.738	23.147	35.718	24.818	339.1	12	1'51.157	26.220	23.621	36.081	25.235	321.2	
10	5'21.499 P	27.366				333.0	13	6'00.791 P	26.885				326.9	
11	1'58.710	32.515	23.857	36.714	25.624	211.2	14	2'02.471	34.536	24.657	37.317	25.961	165.8	
12	10'34.546 P					336.8	15	1'51.587	26.329	23.783	36.171	25.304	323.9	
13	1'57.781	31.512	24.732	36.361	25.176	213.4	16	1'51.259	25.952	23.514	36.334	25.459	323.5	
14	1'50.001	26.032	23.319	35.883	24.767	333.5	17	1'50.572	25.989	23.425	35.936	25.222	324.5	
15	1'49.308	25.890	23.099	35.484	24.835	336.2	18	1'50.170	25.777	23.224	36.096	25.073	325.7	
16	1'49.706	25.943	23.246	35.669	24.848	333.4	19	1'50.319	25.900	23.280	36.015	25.124	325.2	
17	1'49.531	25.752	23.206	35.765	24.808	336.6	20	1'50.143	25.833	23.357	35.857	25.096	325.5	
18	1'50.224	25.945	23.263	36.091	24.925	336.7								
13th	5	Colin EDWARDS NGM Forward Racing USA					16th	68	Yonny HERNANDEZ Energy T.I. Pramac R COL					
		Runs=3 Total laps=18 Full laps=13							Runs=4 Total laps=16 Full laps=8					
1	2'55.081	1'16.341	29.136	41.695	27.909	136.1	1	2'28.319	55.430	27.049	39.251	26.589	161.3	
2	1'57.638	28.027	25.130	38.148	26.333	313.7	2	3'50.044 P	27.421				328.4	
3	1'53.614	26.775	23.980	37.036	25.823	325.3	3	2'04.557	36.121	24.875	37.620	25.941	128.5	
4	1'51.350	26.145	23.533	36.274	25.398	326.3	4	1'53.154	26.577	24.119	36.806	25.652	333.9	
5	1'50.918	25.994	23.435	36.171	25.318	328.2	5	1'51.971	26.130	23.808	36.714	25.319	336.9	
6	1'50.478	25.817	23.321	36.118	25.222	327.1	6	1'51.848	26.225	23.700	36.691	25.232	333.4	
7	10'41.571 P	27.003				328.7	7	7'20.044 P	26.497				333.9	
8	2'06.469	37.137	25.727	37.460	26.145	164.4	8	2'07.031	35.789	29.281	36.572	25.389	172.1	
9	1'55.260	28.977	23.987	36.651	25.645	282.0	9	1'50.189	25.909	23.422	35.945	24.913	332.5	
10	1'50.668	26.043	23.309	36.049	25.267	327.0	10	1'50.779	26.038	23.353	36.136	25.252	335.9	
11	1'50.372	25.918	23.361	35.967	25.126	327.2	11	1'51.116	25.925	23.476	36.479	25.236	333.7	
12	1'50.101	25.799	23.181	35.942	25.179	326.8	12	8'38.961 P	27.191				335.0	
13	1'49.905	25.823	23.182	35.846	25.054	328.4	13	2'07.869	34.634	29.180	36.917	27.138	158.1	
14	4'29.348 P	28.774				325.7	14	1'50.988	25.953	23.561	36.157	25.317	338.2	
15	2'08.823	40.197	24.783	36.887	26.956	129.5	15	1'51.102	25.977	23.455	36.367	25.303	336.2	
16	1'50.731	26.183	23.375	35.991	25.182	327.0		PIT	26.241				332.7	
17	1'50.067	25.716	23.258	35.992	25.101	329.5	17th	17	Karel ABRAHAM Cardion AB Motoracin CZE					
18	1'49.818	25.789	23.157	35.903	24.969	330.3			Runs=3 Total laps=16 Full laps=11					
14th	51	Michele PIRRO Ducati Team ITA					1	2'27.940	46.506	27.043	40.003	34.388	188.2	
		Runs=4 Total laps=14 Full laps=7					2	1'55.689	27.662	24.890	37.198	25.939	320.6	
1	2'17.108	44.203	27.244	39.472	26.189	127.9	3	1'52.584	26.936	23.769	36.665	25.214	308.7	
2	1'53.158	26.738	24.052	37.029	25.339	325.1	4	1'51.982	26.453	23.908	36.398	25.223	328.2	
3	1'50.867	26.069	23.487	36.177	25.134	340.1	5	1'52.342	26.373	23.954	36.672	25.343	321.7	
4	1'50.675	25.895	23.600	36.193	24.987	341.5	6	1'50.925	26.260	23.381	36.185	25.099	322.4	
5	9'11.663 P	29.076				341.4	7	13'56.589 P	26.734				325.4	
6	2'09.725	39.071	26.459	38.193	26.002	120.4	8	2'16.854	38.652	25.714	43.168	29.320	133.8	
7	1'51.254	26.120	23.738	36.275	25.121	343.7	9	1'52.350	26.467	23.747	36.523	25.613	323.1	
8	1'58.580	26.073	29.747	37.598	25.162	341.5	10	1'52.017	26.331	23.714	36.546	25.426	322.5	
9	1'50.295	25.728	23.563	35.992	25.012	341.6	11	5'10.300 P	28.755				323.4	
10	9'02.650 P	26.927				340.0	12	2'15.775	38.288	24.877	40.294	32.316	132.4	
11	2'07.582	37.569	26.673	37.514	25.826	122.9	13	1'51.549	26.512	23.669	36.094	25.274	323.9	
12	1'50.030	25.748	23.284	36.004	24.994	338.5	14	1'50.395	26.014	23.172	35.968	25.241	325.2	
13	5'26.714 P	26.997				341.9	15	1'50.327	26.085	23.139	35.963	25.140	322.0	
14	2'03.864	34.697	26.252	37.397	25.518	187.2	16	1'50.522	26.163	23.188	36.110	25.061	323.0	
15th	7	Hiroshi AOYAMA Drive M7 Aspar JPN					18th	45	Scott REDDING GO&FUN Honda Gres GBR					
		Runs=3 Total laps=20 Full laps=15							Runs=3 Total laps=17 Full laps=12					
1	2'26.843	49.487	28.094	41.407	27.855	162.5	1	2'29.286	55.296	27.511	39.731	26.748	153.1	
							2	1'55.213	27.159	25.513	36.973	25.568	320.0	
							3	1'55.123	26.568	23.587	36.723	28.245	326.3	

Fastest Lap: Marc MARQUEZ Repsol Honda Team SPA **1'48.004** 25.402 22.940 35.258 24.404

These data/results cannot be reproduced, stored and/or transmitted in whole or in part by any manner of electronic, mechanical, photocopying, recording, broadcasting or otherwise now known or herein after developed without the previous express consent by the copyright owner, except for reproduction in daily press and regular printed publications on sale to the public within 60 days of the event related to those data/results and always provided that copyright symbol appears together as follows below.
© DORNA, 2014



Free Practice Nr. 1

MotoGP

Lap	Lap Time	T1	T2	T3	T4	Speed	Lap	Lap Time	T1	T2	T3	T4	Speed
4	1'51.696	26.430	23.377	36.371	25.518	324.8	9	1'53.303	26.435	23.912	37.005	25.951	326.1
5	1'50.645	26.071	23.156	36.267	25.151	324.8	10	1'53.212	26.465	23.976	36.939	25.832	320.2
6	9'29.413 P	29.094				325.7	11	5'52.600 P	26.676				320.3
7	2'03.176	34.478	25.080	37.764	25.854	192.4	12	2'11.721	41.515	25.763	38.231	26.212	161.0
8	1'50.785	26.313	23.380	36.007	25.085	322.0	13	1'53.142	26.424	23.916	36.961	25.841	325.7
9	1'50.512	25.988	23.327	36.096	25.101	322.8	14	1'52.758	26.349	23.719	36.863	25.827	322.8
10	1'54.231	26.487	26.095	36.516	25.133	323.1	15	1'52.748	26.327	23.879	36.722	25.820	325.2
11	1'50.440	26.052	23.234	36.120	25.034	324.4	16	3'28.624 P	31.341				298.5
12	7'34.408 P	27.854				325.2	17	2'37.469	51.155	30.567	46.478	29.269	129.6
13	2'05.198	36.136	25.101	37.647	26.314	166.6	18	2'20.195	31.634	26.562	51.541	30.458	277.3
14	1'51.153	26.206	23.447	36.130	25.370	319.2							
15	1'50.546	25.945	23.284	36.095	25.222	322.4							
16	1'53.413	26.106	24.827	36.863	25.617	322.0							
17	1'50.501	26.036	23.181	36.084	25.200	320.5							

19th 8 Hector BARBERA Avintia Racing SPA
Runs=3 Total laps=16 Full laps=10

1	2'46.860	1'16.373	26.135	38.129	26.223	208.6
2	1'53.349	27.006	23.992	36.662	25.689	315.7
3	8'26.233 P	29.386				313.2
4	2'07.171	38.143	25.591	37.413	26.024	133.7
5	1'52.536	26.570	23.846	36.476	25.644	315.7
6	1'52.053	26.417	23.706	36.441	25.489	317.8
7	1'51.669	26.295	23.476	36.415	25.483	319.6
8	1'51.799	26.354	23.628	36.304	25.513	319.3
9	9'19.996 P	29.282				318.9
10	2'25.969	47.463	32.648	39.646	26.212	128.4
11	1'53.474	27.088	23.999	36.556	25.831	316.6
12	1'54.532	26.434	23.798	36.456	27.844	316.5
13	1'51.396	26.263	23.395	36.278	25.460	320.3
14	2'02.804	30.542	26.295	39.531	26.436	317.9
15	1'51.609	26.294	23.515	36.420	25.380	319.5
PIT		26.306				318.1

20th 63 Mike DI MEGLIO Avintia Racing FRA
Runs=3 Total laps=16 Full laps=10

1	2'27.363	54.039	27.165	39.437	26.722	160.7
2	1'55.516	27.747	24.991	36.995	25.783	314.0
3	1'52.978	26.680	23.891	36.799	25.608	324.9
4	1'52.164	26.612	23.957	36.266	25.329	317.8
5	1'52.575	26.371	23.940	36.707	25.557	324.1
6	10'30.705 P	28.344				319.2
7	2'03.391	36.058	24.480	37.085	25.768	162.9
8	1'52.529	26.567	23.815	36.763	25.384	327.1
9	1'52.789	26.594	23.783	36.859	25.553	324.4
10	7'27.953 P	28.070				319.9
11	2'15.517	40.490	29.046	39.781	26.200	128.3
12	1'52.790	26.669	23.879	36.670	25.572	319.9
13	1'53.109	26.671	23.929	36.903	25.606	320.5
14	1'53.590	26.667	24.150	37.087	25.686	320.7
15	1'53.933	26.696	24.191	37.197	25.849	317.4
PIT		29.242				313.4

21st 70 Michael LAVERTY Paul Bird Motorsport GBR
Runs=4 Total laps=18 Full laps=11

1	3'21.236	1'29.564	34.462	47.394	29.816	145.4
2	2'06.105	30.931	26.816	40.675	27.683	265.6
3	1'59.125	28.002	25.368	39.059	26.696	302.3
4	1'56.463	27.330	24.768	37.997	26.368	314.8
5	1'55.126	27.121	24.359	37.426	26.220	317.6
6	5'23.202 P	28.381				314.5
7	2'15.442	38.681	29.354	40.608	26.799	159.1
8	1'54.755	26.887	24.223	37.693	25.952	322.6

22nd 23 Broc PARKES Paul Bird Motorsport AUS
Runs=3 Total laps=16 Full laps=11

1	3'01.064	1'21.606	29.005	42.520	27.933	150.7
2	2'02.366	29.519	26.194	39.578	27.075	250.2
3	1'58.675	28.443	25.218	38.371	26.643	287.9
4	1'57.141	28.065	25.052	37.873	26.151	310.0
5	1'55.961	27.656	24.796	37.508	26.001	310.6
6	9'05.860 P	30.851	26.939	40.055	28.015	311.5
7	2'11.065	38.225	26.868	39.536	26.436	151.1
8	1'55.239	27.525	24.431	37.343	25.940	314.5
9	1'54.418	27.173	24.457	37.077	25.711	312.6
10	2'03.391	29.916	27.035	37.949	28.491	289.8
11	1'53.775	27.296	24.047	36.862	25.570	309.0
12	6'45.725 P	29.913				312.8
13	2'06.784	36.033	26.093	38.440	26.218	154.9
14	1'54.037	26.860	24.041	37.083	26.053	317.3
15	2'21.138	29.231	33.453	51.084	27.370	316.9
16	1'57.851	27.240	26.611	37.975	26.025	312.5

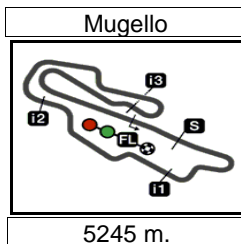
23rd 69 Nicky HAYDEN Drive M7 Aspar USA
Runs=2 Total laps=7 Full laps=3

1	2'43.496	1'01.019	29.439	44.496	28.542	177.8
2	21'26.623 P	30.258				293.9
3	2'06.739	35.149	26.330	39.006	26.254	203.2
4	1'56.682	27.405	25.079	37.563	26.635	320.0
5	1'55.369	27.001	24.829	37.393	26.146	322.8
6	1'55.950	26.893	24.996	37.692	26.369	319.5
PIT		30.189				300.7

Fastest Lap: Marc MARQUEZ Repsol Honda Team SPA 1'48.004 25.402 22.940 35.258 24.404

These data/results cannot be reproduced, stored and/or transmitted in whole or in part by any manner of electronic, mechanical, photocopying, recording, broadcasting or otherwise now known or herein after developed without the previous express consent by the copyright owner, except for reproduction in daily press and regular printed publications on sale to the public within 60 days of the event related to those data/results and always provided that copyright symbol appears together as follows below.
© DORNA, 2014





Results and timing service provided by **TISSOT**

MotoGP

GRAN PREMIO D'ITALIA TIM

Free Practice Nr. 1

Best Partial Times

IT Ideal Lap Time, sum of the best partial times

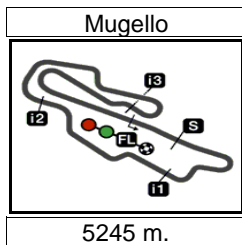
BT Best Lap Time

<i>T1</i>		<i>T2</i>		<i>T3</i>		<i>T4</i>				<i>IT</i>	<i>BT</i>	
Pos	Rider	Time	Rider	Time	Rider	Time	Rider	Time	Pos	Rider	IT	BT
1	M.MARQUEZ	25.330	V.ROSSI	22.859	M.MARQUEZ	35.258	M.MARQUEZ	24.404	1	M.MARQUEZ	1'47.932	1'48.004 (1)
2	A.DOVIZIOSO	25.358	A.BAUTISTA	22.896	J.LORENZO	35.340	A.IANNONE	24.444	2	V.ROSSI	1'48.269	1'48.386 (2)
3	V.ROSSI	25.372	A.IANNONE	22.929	V.ROSSI	35.381	A.DOVIZIOSO	24.537	3	A.IANNONE	1'48.307	1'48.434 (3)
4	J.LORENZO	25.452	M.MARQUEZ	22.940	A.ESPARGARO	35.429	C.CRUTCHLOW	24.554	4	J.LORENZO	1'48.414	1'48.665 (5)
5	A.BAUTISTA	25.478	C.CRUTCHLOW	22.970	A.IANNONE	35.453	S.BRADL	24.572	5	A.DOVIZIOSO	1'48.515	1'48.518 (4)
6	A.IANNONE	25.481	S.BRADL	22.984	P.ESPARGARO	35.484	P.ESPARGARO	24.621	6	A.BAUTISTA	1'48.615	1'49.030 (9)
7	S.BRADL	25.523	J.LORENZO	22.986	A.BAUTISTA	35.536	J.LORENZO	24.636	7	S.BRADL	1'48.708	1'48.925 (7)
8	B.SMITH	25.542	A.ESPARGARO	23.007	A.DOVIZIOSO	35.575	A.ESPARGARO	24.653	8	A.ESPARGAR	1'48.743	1'48.743 (6)
9	C.CRUTCHLOW	25.585	B.SMITH	23.042	D.PEDROSA	35.626	V.ROSSI	24.657	9	C.CRUTCHLO	1'48.884	1'48.980 (8)
10	D.PEDROSA	25.617	A.DOVIZIOSO	23.045	S.BRADL	35.629	D.PEDROSA	24.685	10	P.ESPARGAR	1'48.942	1'49.308 (12)
11	A.ESPARGARO	25.654	P.ESPARGARO	23.099	B.SMITH	35.647	A.BAUTISTA	24.705	11	B.SMITH	1'48.981	1'49.030 (10)
12	C.EDWARDS	25.716	K.ABRAHAM	23.139	C.CRUTCHLOW	35.775	B.SMITH	24.750	12	D.PEDROSA	1'49.133	1'49.203 (11)
13	M.PIRRO	25.728	S.REDDING	23.156	C.EDWARDS	35.846	Y.HERNANDEZ	24.913	13	C.EDWARDS	1'49.688	1'49.818 (13)
14	P.ESPARGARO	25.738	C.EDWARDS	23.157	H.AOYAMA	35.857	C.EDWARDS	24.969	14	H.AOYAMA	1'49.931	1'50.143 (15)
15	H.AOYAMA	25.777	D.PEDROSA	23.205	Y.HERNANDEZ	35.945	M.PIRRO	24.987	15	M.PIRRO	1'49.991	1'50.030 (14)
16	Y.HERNANDEZ	25.909	H.AOYAMA	23.224	K.ABRAHAM	35.963	S.REDDING	25.034	16	Y.HERNANDEZ	1'50.120	1'50.189 (16)
17	S.REDDING	25.945	M.PIRRO	23.284	M.PIRRO	35.992	K.ABRAHAM	25.061	17	S.REDDING	1'50.142	1'50.440 (18)
18	K.ABRAHAM	26.014	Y.HERNANDEZ	23.353	S.REDDING	36.007	H.AOYAMA	25.073	18	K.ABRAHAM	1'50.177	1'50.327 (17)
19	H.BARBERA	26.263	H.BARBERA	23.395	M.DI MEGLIO	36.266	M.DI MEGLIO	25.329	19	H.BARBERA	1'51.316	1'51.396 (19)
20	M.LAVERTY	26.327	M.LAVERTY	23.719	H.BARBERA	36.278	H.BARBERA	25.380	20	M.DI MEGLIO	1'51.749	1'52.164 (20)
21	M.DI MEGLIO	26.371	M.DI MEGLIO	23.783	M.LAVERTY	36.722	B.PARKES	25.570	21	M.LAVERTY	1'52.588	1'52.748 (21)
22	B.PARKES	26.860	B.PARKES	24.041	B.PARKES	36.862	M.LAVERTY	25.820	22	B.PARKES	1'53.333	1'53.775 (22)
23	N.HAYDEN	26.893	N.HAYDEN	24.829	N.HAYDEN	37.393	N.HAYDEN	26.146	23	N.HAYDEN	1'55.261	1'55.369 (23)

These data/results cannot be reproduced, stored and/or transmitted in whole or in part by any manner of electronic, mechanical, photocopying, recording, broadcasting or otherwise now known or herein after developed without the previous express consent by the copyright owner, except for reproduction in daily press and regular printed publications on sale to the public within 60 days of the event related to those data/results and always provided that copyright symbol appears together as follows below.
© DORNA, 2014

Official MotoGP Timing by **TISSOT**
www.motogp.com





Results and timing service provided by **TISSOT**

MotoGP

GRAN PREMIO D'ITALIA TIM

Free Practice Nr. 1

Fastest Laps Sequence

<i>Practice Time</i>	 <i>Rider</i>	<i>Nation</i>	<i>Motorcycle</i>	<i>Time</i>	<i>Km/h</i>	<i>Rider's Lap</i>
4'03.380	44 Po ESPARGARO	SPA	YAMAHA	1'53.851	165.8	2
4'10.266	51 Michele PIRRO	ITA	DUCATI	1'53.158	166.8	2
4'31.400	19 Alvaro BAUTISTA	SPA	HONDA	1'51.491	169.3	2
4'33.808	46 Valentino ROSSI	ITA	YAMAHA	1'51.318	169.6	2
6'01.133	51 Michele PIRRO	ITA	DUCATI	1'50.867	170.3	3
6'10.829	6 Stefan BRADL	GER	HONDA	1'50.785	170.4	3
6'12.883	93 Marc MARQUEZ	SPA	HONDA	1'50.385	171.0	3
6'13.515	29 Andrea IANNONE	ITA	DUCATI	1'50.367	171.0	3
6'21.422	19 Alvaro BAUTISTA	SPA	HONDA	1'50.022	171.6	3
6'23.357	46 Valentino ROSSI	ITA	YAMAHA	1'49.549	172.3	3
8'12.598	46 Valentino ROSSI	ITA	YAMAHA	1'49.241	172.8	4
9'51.415	4 Andrea DOVIZIOSO	ITA	DUCATI	1'48.878	173.4	5
22'16.429	46 Valentino ROSSI	ITA	YAMAHA	1'48.386	174.2	8
42'54.782	93 Marc MARQUEZ	SPA	HONDA	1'48.004	174.8	17

These data/results cannot be reproduced, stored and/or transmitted in whole or in part by any manner of electronic, mechanical, photocopying, recording, broadcasting or otherwise now known or herein after developed without the previous express consent by the copyright owner, except for reproduction in daily press and regular printed publications on sale to the public within 60 days of the event related to those data/results and always provided that copyright symbol appears together as follows below.

© DORNA, 2014

Official MotoGP Timing by **TISSOT**
www.motogp.com



Mugello, Friday, May 30, 2014