
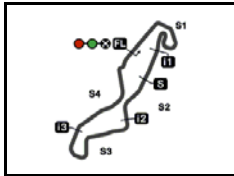


Assen

Results and timing service provided by 

Moto2



4542 m.

IVECO DAILY TT ASSEN

Qualifying
Classification

20A



| | Rider | Nation | Team | Motorcycle | Time | Lap Total | Gap | Top Speed |
|----|-----------------------|--------|----------------------------|----------------|-----------------|-----------|-------------|--------------|
| 1 | 53 Esteve RABAT | SPA | Marc VDS Racing Team | KALEX | 1'37.311 | 21 23 | | 253.6 |
| 2 | 77 Dominique AEGERTER | SWI | Technomag carXpert | SUTER | 1'37.462 | 24 24 | 0.151 0.151 | 255.0 |
| 3 | 22 Sam LOWES | GBR | Speed Up | SPEED UP | 1'37.674 | 18 21 | 0.363 0.212 | 255.1 |
| 4 | 36 Mika KALLIO | FIN | Marc VDS Racing Team | KALEX | 1'37.699 | 18 18 | 0.388 0.025 | 253.3 |
| 5 | 30 Takaaki NAKAGAMI | JPN | IDEMITSU Honda Team Asia | KALEX | 1'37.876 | 23 23 | 0.565 0.177 | 253.9 |
| 6 | 3 Simone CORSI | ITA | NGM Forward Racing | KALEX | 1'37.893 | 19 21 | 0.582 0.017 | 250.3 |
| 7 | 5 Johann ZARCO | FRA | AirAsia Caterham | CATERHAM SUTER | 1'37.921 | 19 21 | 0.610 0.028 | 250.9 |
| 8 | 40 Maverick VIÑALES | SPA | Paginas Amarillas HP 40 | KALEX | 1'37.960 | 17 23 | 0.649 0.039 | 254.6 |
| 9 | 88 Ricard CARDUS | SPA | Tech 3 | TECH 3 | 1'38.027 | 18 20 | 0.716 0.067 | 256.0 |
| 10 | 19 Xavier SIMEON | BEL | Federal Oil Gresini Moto2 | SUTER | 1'38.043 | 22 23 | 0.732 0.016 | 254.3 |
| 11 | 60 Julian SIMON | SPA | Italtrans Racing Team | KALEX | 1'38.129 | 18 20 | 0.818 0.086 | 253.3 |
| 12 | 54 Mattia PASINI | ITA | NGM Forward Racing | KALEX | 1'38.147 | 20 22 | 0.836 0.018 | 252.6 |
| 13 | 21 Franco MORBIDELLI | ITA | Italtrans Racing Team | KALEX | 1'38.295 | 20 20 | 0.984 0.148 | 253.9 |
| 14 | 11 Sandro CORTESE | GER | Dynavolt Intact GP | KALEX | 1'38.306 | 18 20 | 0.995 0.011 | 256.3 |
| 15 | 39 Luis SALOM | SPA | Paginas Amarillas HP 40 | KALEX | 1'38.309 | 5 22 | 0.998 0.003 | 255.6 |
| 16 | 23 Marcel SCHROTTER | GER | Tech 3 | TECH 3 | 1'38.358 | 18 20 | 1.047 0.049 | 251.9 |
| 17 | 12 Thomas LUTHI | SWI | Interwetten Paddock Moto2 | SUTER | 1'38.385 | 11 20 | 1.074 0.027 | 257.5 |
| 18 | 49 Axel PONS | SPA | AGR Team | KALEX | 1'38.407 | 22 23 | 1.096 0.022 | 254.2 |
| 19 | 15 Alex DE ANGELIS | RSM | Tasca Racing Moto2 | SUTER | 1'38.441 | 18 21 | 1.130 0.034 | 253.4 |
| 20 | 81 Jordi TORRES | SPA | Mapfre Aspar Team Moto2 | SUTER | 1'38.464 | 7 23 | 1.153 0.023 | 250.9 |
| 21 | 94 Jonas FOLGER | GER | AGR Team | KALEX | 1'38.546 | 4 9 | 1.235 0.082 | 249.0 |
| 22 | 96 Louis ROSSI | FRA | SAG Team | KALEX | 1'38.681 | 16 20 | 1.370 0.135 | 253.5 |
| 23 | 95 Anthony WEST | AUS | QMMF Racing Team | SPEED UP | 1'38.851 | 19 21 | 1.540 0.170 | 251.8 |
| 24 | 18 Nicolas TEROL | SPA | Mapfre Aspar Team Moto2 | SUTER | 1'38.863 | 20 23 | 1.552 0.012 | 256.4 |
| 25 | 7 Lorenzo BALDASSARRI | ITA | Gresini Moto2 | SUTER | 1'38.963 | 19 21 | 1.652 0.100 | 254.0 |
| 26 | 4 Randy KRUMMENACHER | SWI | Octo IodaRacing Team | SUTER | 1'38.992 | 12 19 | 1.681 0.029 | 250.9 |
| 27 | 2 Josh HERRIN | USA | AirAsia Caterham | CATERHAM SUTER | 1'39.091 | 19 20 | 1.780 0.099 | 256.4 |
| 28 | 55 Hafizh SYAHRIN | MAL | Petronas Raceline Malaysia | KALEX | 1'39.138 | 3 20 | 1.827 0.047 | 255.0 |
| 29 | 25 Azlan SHAH | MAL | IDEMITSU Honda Team Asia | KALEX | 1'39.368 | 9 24 | 2.057 0.230 | 252.6 |
| 30 | 45 Tetsuta NAGASHIMA | JPN | Teluru Team JiR Webike | TSR | 1'39.419 | 20 23 | 2.108 0.051 | 250.6 |
| 31 | 70 Robin MULHAUSER | SWI | Technomag carXpert | SUTER | 1'39.747 | 15 19 | 2.436 0.328 | 250.4 |
| 32 | 97 Roman RAMOS | SPA | QMMF Racing Team | SPEED UP | 1'39.766 | 10 22 | 2.455 0.019 | 251.6 |
| 33 | 8 Gino REA | GBR | AGT REA Racing | SUTER | 1'39.769 | 10 18 | 2.458 0.003 | 255.4 |
| 34 | 10 Thitipong WAROKORN | THA | APH PTT The Pizza SAG | KALEX | 1'40.652 | 16 23 | 3.341 0.883 | 250.9 |

Practice condition: Dry

Air: 20°

Humidity: 61%

Ground: 25°

| Fastest Lap: | Lap: 21 | Esteve RABAT | 1'37.311 | 168 Km/h |
|---------------------|---------|--------------|----------|------------|
| Circuit Record Lap: | 2012 | Marc MARQUEZ | 1'38.391 | 166.1 Km/h |
| Circuit Best Lap: | 2012 | Marc MARQUEZ | 1'37.133 | 168.3 Km/h |

The results are provisional until the end of the limit for protest and appeals.

Time limit for protest expires 30' after publication of the results - Mr. Time:

These data/results cannot be reproduced, stored and/or transmitted in whole or in part by any manner of electronic, mechanical, photocopying, recording, broadcasting or otherwise now known or herein after developed without the previous express consent by the copyright owner, except for reproduction in daily press and regular printed publications on sale to the public within 60 days of the event related to those data/results and always provided that copyright symbol appears together as follows below.


© DORNA, 2014

Official MotoGP Timing by TISSOT
www.motogp.com

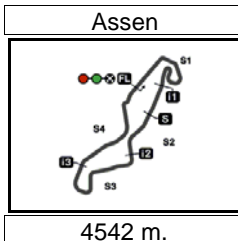
Assen, Friday, June 27, 2014



Assen

Results and timing service provided by 

Moto2



4542 m.

IVECO DAILY TT ASSEN

Qualifying

Top Speed & Average

21A



| Rider | Nation | Motorcycle | Top 5 speeds | | | | | Average | Top |
|-----------------------|--------|------------|--------------|-------|-------|-------|-------|---------|-------|
| 12 Thomas LUTHI | SWI | SUTER | 257.5 | 256.8 | 256.7 | 256.4 | 256.2 | 256.7 | 257.5 |
| 2 Josh HERRIN | USA | CATERHAM S | 256.4 | 254.7 | 253.7 | 253.5 | 251.2 | 253.9 | 256.4 |
| 18 Nicolas TEROL | SPA | SUTER | 256.4 | 256.1 | 255.9 | 255.8 | 255.5 | 255.9 | 256.4 |
| 11 Sandro CORTESE | GER | KALEX | 256.3 | 255.3 | 255.0 | 254.9 | 254.4 | 255.2 | 256.3 |
| 88 Ricard CARDUS | SPA | TECH 3 | 256.0 | 255.5 | 255.2 | 255.1 | 255.1 | 255.4 | 256.0 |
| 39 Luis SALOM | SPA | KALEX | 255.6 | 255.1 | 255.0 | 254.7 | 254.4 | 255.0 | 255.6 |
| 8 Gino REA | GBR | SUTER | 255.4 | 253.5 | 253.0 | 252.3 | 252.2 | 253.3 | 255.4 |
| 22 Sam LOWES | GBR | SPEED UP | 255.1 | 254.0 | 252.6 | 252.3 | 252.1 | 253.2 | 255.1 |
| 55 Hafizh SYAHRIN | MAL | KALEX | 255.0 | 254.2 | 253.8 | 253.6 | 253.2 | 254.0 | 255.0 |
| 77 Dominique AEGERTER | SWI | SUTER | 255.0 | 253.1 | 252.5 | 252.1 | 251.8 | 252.9 | 255.0 |
| 40 Maverick VIÑALES | SPA | KALEX | 254.6 | 254.1 | 253.6 | 253.6 | 253.4 | 253.9 | 254.6 |
| 19 Xavier SIMEON | BEL | SUTER | 254.3 | 253.4 | 252.9 | 252.5 | 252.2 | 253.1 | 254.3 |
| 49 Axel PONS | SPA | KALEX | 254.2 | 253.5 | 253.5 | 252.9 | 251.8 | 253.2 | 254.2 |
| 7 Lorenzo BALDASSARRI | ITA | SUTER | 254.0 | 252.2 | 251.5 | 251.4 | 251.3 | 252.1 | 254.0 |
| 21 Franco MORBIDELLI | ITA | KALEX | 253.9 | 252.9 | 252.4 | 251.2 | 251.2 | 252.3 | 253.9 |
| 30 Takaaki NAKAGAMI | JPN | KALEX | 253.9 | 252.7 | 251.6 | 251.5 | 251.4 | 252.2 | 253.9 |
| 53 Esteve RABAT | SPA | KALEX | 253.6 | 252.2 | 249.7 | 249.5 | 249.4 | 250.6 | 253.6 |
| 96 Louis ROSSI | FRA | KALEX | 253.5 | 253.4 | 253.2 | 253.1 | 253.0 | 253.2 | 253.5 |
| 15 Alex DE ANGELIS | RSM | SUTER | 253.4 | 252.7 | 252.3 | 252.3 | 252.1 | 252.6 | 253.4 |
| 36 Mika KALLIO | FIN | KALEX | 253.3 | 252.6 | 252.5 | 252.2 | 251.7 | 252.5 | 253.3 |
| 60 Julian SIMON | SPA | KALEX | 253.3 | 251.8 | 251.5 | 251.2 | 249.7 | 251.5 | 253.3 |
| 25 Azlan SHAH | MAL | KALEX | 252.6 | 252.4 | 252.3 | 252.0 | 251.3 | 252.1 | 252.6 |
| 54 Mattia PASINI | ITA | KALEX | 252.6 | 252.3 | 252.1 | 251.1 | 251.0 | 251.7 | 252.6 |
| 23 Marcel SCHROTTER | GER | TECH 3 | 251.9 | 251.3 | 251.2 | 251.2 | 250.3 | 251.2 | 251.9 |
| 95 Anthony WEST | AUS | SPEED UP | 251.8 | 251.2 | 251.1 | 251.0 | 251.0 | 251.2 | 251.8 |
| 97 Roman RAMOS | SPA | SPEED UP | 251.6 | 250.8 | 250.2 | 250.0 | 249.9 | 250.5 | 251.6 |
| 4 Randy KRUMMENACHER | SWI | SUTER | 250.9 | 250.9 | 250.0 | 249.8 | 249.8 | 250.3 | 250.9 |
| 81 Jordi TORRES | SPA | SUTER | 250.9 | 250.8 | 250.5 | 250.4 | 249.7 | 250.5 | 250.9 |
| 5 Johann ZARCO | FRA | CATERHAM S | 250.9 | 250.7 | 250.6 | 250.6 | 250.2 | 250.6 | 250.9 |
| 10 Thitipong WAROKORN | THA | KALEX | 250.9 | 250.6 | 250.2 | 249.8 | 249.5 | 250.2 | 250.9 |
| 45 Tetsuta NAGASHIMA | JPN | TSR | 250.6 | 250.6 | 248.7 | 248.2 | 248.2 | 249.3 | 250.6 |
| 70 Robin MULHAUSER | SWI | SUTER | 250.4 | 250.4 | 250.2 | 249.8 | 249.8 | 250.1 | 250.4 |
| 3 Simone CORSI | ITA | KALEX | 250.3 | 248.9 | 248.9 | 248.7 | 248.3 | 249.0 | 250.3 |
| 94 Jonas FOLGER | GER | KALEX | 249.0 | 248.3 | 248.2 | 248.1 | 248.1 | 248.3 | 249.0 |

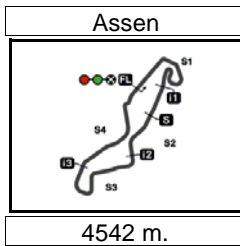
These data/results cannot be reproduced, stored and/or transmitted in whole or in part by any manner of electronic, mechanical, photocopying, recording, broadcasting or otherwise now known or herein after developed without the previous express consent by the copyright owner, except for reproduction in daily press and regular printed publications on sale to the public within 60 days of the event related to those data/results and always provided that copyright symbol appears together as follows below.

© DORNA, 2014

Official MotoGP Timing by TISSOT
www.motogp.com



Assen, Friday, June 27, 2014



Results and timing service provided by TISSOT

Moto2

IVECO DAILY TT ASSEN

Qualifying

Chronological Analysis of Performances

22A

| | | T1 Time from finish line to 1st intermediate | | | | | T3 Time from 2nd intermed. to 3rd intermed. | | | | | | |
|--|-----------------|--|---------------|---------------|---------------|--------------|--|----------|----|----|----|----|-------|
| P Crossing the finish line in pit lane | | T2 Time from 1st intermed. to 2nd intermed. | | | | | T4 Time from 3rd intermediate to finish line | | | | | | |
| Lap | Lap Time | T1 | T2 | T3 | T4 | Speed | Lap | Lap Time | T1 | T2 | T3 | T4 | Speed |
| 1st | 53 | Esteve RABAT Marc VDS Racing Tea SPA | | | | | | | | | | | |
| | | Runs=3 | Total laps=23 | Full laps=18 | | | | | | | | | |
| 1 | 3'57.314 | 2'48.298 | 16.091 | 29.348 | 23.577 | 244.3 | | | | | | | |
| 2 | 1'39.783 | 32.705 | 15.334 | 28.590 | 23.154 | 247.7 | | | | | | | |
| 3 | 1'39.463 | 32.900 | 15.282 | 28.367 | 22.914 | 249.7 | | | | | | | |
| 4 | 1'38.350 | 32.244 | 15.180 | 28.154 | 22.772 | 248.4 | | | | | | | |
| 5 | 1'38.434 | 32.190 | 15.098 | 28.285 | 22.861 | 252.2 | | | | | | | |
| 6 | 1'38.556 | 32.155 | 15.113 | 28.244 | 23.044 | 253.6 | | | | | | | |
| 7 | 1'57.423 P | 46.710 | 15.525 | 28.681 | 26.507 | 249.4 | | | | | | | |
| 8 | 4'59.585 | 3'52.831 | 15.431 | 28.489 | 22.834 | 247.4 | | | | | | | |
| 9 | 1'38.704 | 32.406 | 15.449 | 28.141 | 22.708 | 247.4 | | | | | | | |
| 10 | 1'38.108 | 32.165 | 15.138 | 28.056 | 22.749 | 248.9 | | | | | | | |
| 11 | 1'38.360 | 32.341 | 15.159 | 28.032 | 22.828 | 245.1 | | | | | | | |
| 12 | 1'38.226 | 32.286 | 15.129 | 28.084 | 22.727 | 248.5 | | | | | | | |
| 13 | 1'38.110 | 32.178 | 15.072 | 28.072 | 22.788 | 249.5 | | | | | | | |
| 14 | 1'37.900 | 32.163 | 15.051 | 28.089 | 22.597 | 249.2 | | | | | | | |
| 15 | 1'38.034 | 32.184 | 15.082 | 28.060 | 22.708 | 247.7 | | | | | | | |
| 16 | 1'37.791 | 32.019 | 15.079 | 28.048 | 22.645 | 249.4 | | | | | | | |
| 17 | 1'45.349 P | 32.055 | 16.019 | 29.129 | 28.146 | 249.3 | | | | | | | |
| 18 | 3'27.506 | 2'20.978 | 15.422 | 28.242 | 22.864 | 243.9 | | | | | | | |
| 19 | 1'38.086 | 32.264 | 15.135 | 27.920 | 22.767 | 248.5 | | | | | | | |
| 20 | 1'37.574 | 31.988 | 15.074 | 27.893 | 22.619 | 248.7 | | | | | | | |
| 21 | 1'37.311 | 31.955 | 15.036 | 27.767 | 22.553 | 248.6 | | | | | | | |
| 22 | 1'37.766 | 31.936 | 15.012 | 27.922 | 22.896 | 248.2 | | | | | | | |
| 23 | 1'37.324 | 32.020 | 15.031 | 27.804 | 22.469 | 245.1 | | | | | | | |
| 3rd | 22 | Sam LOWES Speed Up GBR | | | | | | | | | | | |
| | | Runs=4 | Total laps=21 | Full laps=14 | | | | | | | | | |
| 1 | 3'01.125 | 1'52.049 | 16.401 | 29.370 | 23.305 | 246.8 | | | | | | | |
| 2 | 1'39.618 | 32.944 | 15.422 | 28.405 | 22.847 | 250.8 | | | | | | | |
| 3 | 1'38.470 | 32.400 | 15.239 | 28.048 | 22.783 | 251.5 | | | | | | | |
| 4 | 1'38.134 | 32.289 | 15.128 | 28.042 | 22.675 | 252.6 | | | | | | | |
| 5 | 1'52.228 P | 36.004 | 16.810 | 29.800 | 29.614 | 225.5 | | | | | | | |
| 6 | 2'37.283 | 1'30.613 | 15.335 | 28.245 | 23.090 | 250.4 | | | | | | | |
| 7 | 1'43.626 | 32.203 | 15.362 | 32.234 | 23.827 | 255.1 | | | | | | | |
| 8 | 1'38.198 | 32.188 | 15.113 | 28.156 | 22.741 | 251.2 | | | | | | | |
| 9 | 1'38.228 | 32.209 | 15.158 | 28.288 | 22.573 | 250.8 | | | | | | | |
| 10 | 1'47.756 | 36.527 | 20.075 | 28.432 | 22.722 | 162.6 | | | | | | | |
| 11 | 1'37.960 | 32.071 | 14.987 | 28.119 | 22.783 | 254.0 | | | | | | | |
| 12 | 1'53.215 P | 36.343 | 17.519 | 30.612 | 28.741 | 207.4 | | | | | | | |
| 13 | 6'26.382 | 5'19.700 | 15.411 | 28.474 | 22.797 | 250.4 | | | | | | | |
| 14 | 1'38.288 | 32.402 | 15.038 | 28.047 | 22.801 | 252.3 | | | | | | | |
| 15 | 1'38.511 | 32.296 | 15.090 | 28.286 | 22.839 | 251.1 | | | | | | | |
| 16 | 1'46.906 P | 33.190 | 15.334 | 28.805 | 29.577 | 250.1 | | | | | | | |
| 17 | 4'40.733 | 3'31.804 | 17.192 | 28.863 | 22.874 | 218.6 | | | | | | | |
| 18 | 1'37.674 | 32.109 | 15.021 | 28.029 | 22.515 | 250.9 | | | | | | | |
| 19 | 1'38.075 | 32.222 | 15.109 | 28.088 | 22.656 | 251.9 | | | | | | | |
| 20 | 1'37.831 | 32.085 | 15.028 | 28.052 | 22.666 | 250.0 | | | | | | | |
| 21 | 1'37.748 | 32.161 | 15.044 | 27.985 | 22.558 | 252.1 | | | | | | | |
| 4th | 36 | Mika KALLIO Marc VDS Racing Tea FIN | | | | | | | | | | | |
| | | Runs=2 | Total laps=18 | Full laps=15 | | | | | | | | | |
| 1 | 7'08.110 | 5'55.630 | 17.368 | 31.235 | 23.877 | 224.4 | | | | | | | |
| 2 | 1'39.233 | 32.866 | 15.319 | 28.325 | 22.723 | 252.6 | | | | | | | |
| 3 | 1'37.913 | 32.220 | 15.070 | 28.105 | 22.518 | 247.7 | | | | | | | |
| 4 | 1'44.038 | 35.138 | 16.806 | 28.606 | 23.488 | 208.2 | | | | | | | |
| 5 | 1'38.008 | 32.307 | 15.234 | 27.999 | 22.468 | 252.2 | | | | | | | |
| 6 | 1'37.922 | 32.133 | 15.014 | 28.263 | 22.512 | 248.1 | | | | | | | |
| 7 | 1'53.093 P | 32.155 | 15.256 | 33.075 | 32.607 | 250.5 | | | | | | | |
| 8 | 11'56.418 | 10'47.195 | 16.559 | 29.271 | 23.393 | 238.3 | | | | | | | |
| 9 | 1'38.760 | 32.691 | 15.319 | 28.103 | 22.647 | 248.9 | | | | | | | |
| 10 | 1'37.703 | 32.227 | 15.095 | 27.911 | 22.470 | 245.6 | | | | | | | |
| 11 | 1'40.591 | 32.302 | 15.205 | 29.255 | 23.829 | 251.7 | | | | | | | |
| 12 | 1'47.348 | 32.145 | 15.244 | 36.021 | 23.938 | 253.3 | | | | | | | |
| 13 | 1'37.976 | 32.235 | 15.093 | 28.198 | 22.450 | 252.5 | | | | | | | |
| 14 | 1'37.937 | 32.297 | 15.027 | 28.139 | 22.474 | 246.9 | | | | | | | |
| 15 | 1'42.911 | 34.741 | 16.751 | 28.478 | 22.941 | 216.5 | | | | | | | |
| 16 | 1'37.777 | 32.199 | 15.142 | 27.983 | 22.453 | 251.1 | | | | | | | |
| 17 | 1'37.817 | 32.336 | 15.016 | 28.068 | 22.397 | 247.8 | | | | | | | |
| 18 | 1'37.699 | 32.158 | 15.035 | 27.966 | 22.540 | 247.0 | | | | | | | |
| 5th | 30 | Takaaki NAKAGAMI IDEMITSU Honda Tea JPN | | | | | | | | | | | |
| | | Runs=3 | Total laps=23 | Full laps=18 | | | | | | | | | |
| 1 | 1'57.857 | 48.146 | 16.137 | 29.731 | 23.843 | 247.4 | | | | | | | |
| 2 | 1'40.715 | 33.561 | 15.441 | 28.560 | 23.153 | 250.4 | | | | | | | |
| 3 | 1'38.942 | 32.528 | 15.239 | 28.335 | 22.840 | 252.7 | | | | | | | |
| 4 | 1'39.585 | 32.696 | 15.367 | 28.358 | 23.164 | 251.4 | | | | | | | |

Fastest Lap: Esteve RABAT Marc VDS Racing Tea SPA **1'37.311** 31.955 15.036 27.767 22.553

These data/results cannot be reproduced, stored and/or transmitted in whole or in part by any manner of electronic, mechanical, photocopying, recording, broadcasting or otherwise now known or herein after developed without the previous express consent by the copyright owner, except for reproduction in daily press and regular printed publications on sale to the public within 60 days of the event related to those data/results and always provided that copyright symbol appears together as follows below.
© DORNA, 2014



Qualifying

Moto2

| Lap | Lap Time | T1 | T2 | T3 | T4 | Speed | Lap | Lap Time | T1 | T2 | T3 | T4 | Speed |
|--|-------------------|---------------|---------------|---------------|---------------|--------------|---|-------------------|---------------|---------------|---------------|---------------|--------------|
| 5 | 1'38.560 | 32.473 | 15.271 | 28.148 | 22.668 | 251.3 | 18 | 1'38.425 | 32.484 | 15.204 | 28.065 | 22.672 | 248.9 |
| 6 | 1'38.535 | 32.389 | 15.299 | 28.175 | 22.672 | 250.2 | 19 | 1'37.921 | 32.138 | 15.102 | 28.097 | 22.584 | 250.6 |
| 7 | 1'44.670 P | 33.114 | 17.123 | 28.881 | 25.552 | 227.3 | 20 | 1'38.061 | 32.270 | 15.138 | 28.080 | 22.573 | 249.0 |
| 8 | 6'25.009 | 5'09.377 | 16.683 | 32.673 | 26.276 | 244.3 | 21 | 1'38.047 | 32.160 | 15.065 | 28.175 | 22.647 | 250.0 |
| 9 | 1'41.114 | 33.682 | 15.550 | 28.790 | 23.092 | 247.8 | 8th 40 Maverick VIÑALES Paginas Amarillas HP SPA | | | | | | |
| 10 | 1'39.726 | 33.170 | 15.362 | 28.337 | 22.857 | 248.5 | Runs=3 Total laps=23 Full laps=18 | | | | | | |
| 11 | 1'38.802 | 32.542 | 15.254 | 28.240 | 22.766 | 249.0 | 1 | 2'52.697 | 1'42.682 | 16.536 | 29.987 | 23.492 | 248.1 |
| 12 | 1'38.918 | 32.554 | 15.246 | 28.220 | 22.898 | 251.1 | 2 | 1'39.891 | 33.259 | 15.422 | 28.260 | 22.950 | 251.9 |
| 13 | 1'38.491 | 32.367 | 15.163 | 28.219 | 22.742 | 251.1 | 3 | 1'38.670 | 32.437 | 15.072 | 28.327 | 22.834 | 253.1 |
| 14 | 1'38.342 | 32.287 | 15.183 | 28.133 | 22.739 | 251.3 | 4 | 1'41.804 | 32.439 | 15.635 | 30.276 | 23.454 | 251.5 |
| 15 | 1'41.787 P | 33.482 | 15.356 | 28.597 | 24.352 | 249.7 | 5 | 1'38.590 | 32.257 | 15.162 | 28.190 | 22.981 | 253.1 |
| 16 | 4'33.218 | 3'25.389 | 15.764 | 28.995 | 23.070 | 249.4 | 6 | 1'38.170 | 32.205 | 15.043 | 28.140 | 22.782 | 253.4 |
| 17 | 1'38.828 | 32.632 | 15.245 | 28.147 | 22.804 | 251.6 | 7 | 1'38.055 | 32.228 | 15.035 | 28.170 | 22.622 | 253.1 |
| 18 | 1'39.199 | 32.476 | 15.452 | 28.198 | 23.073 | 253.9 | 8 | 1'44.996 P | 32.255 | 15.431 | 28.943 | 28.367 | 250.6 |
| 19 | 1'38.589 | 32.554 | 15.202 | 28.158 | 22.675 | 251.0 | 9 | 4'56.093 | 3'41.331 | 22.416 | 29.315 | 23.031 | 143.8 |
| 20 | 1'37.924 | 32.221 | 15.151 | 27.961 | 22.591 | 251.5 | 10 | 1'38.351 | 32.390 | 15.072 | 28.196 | 22.693 | 252.3 |
| 21 | 1'37.944 | 32.198 | 15.177 | 28.051 | 22.518 | 250.9 | 11 | 1'41.723 | 32.247 | 15.014 | 31.359 | 23.103 | 254.6 |
| 22 | 1'38.493 | 32.496 | 15.232 | 28.207 | 22.558 | 250.0 | 12 | 1'38.582 | 32.454 | 15.096 | 28.157 | 22.875 | 253.6 |
| 23 | 1'37.876 | 32.136 | 15.151 | 28.018 | 22.571 | 251.3 | 13 | 1'50.188 P | 34.158 | 19.512 | 29.216 | 27.302 | 182.0 |
| 6th 3 Simone CORSI NGM Forward Racing ITA | | | | | | | 14 | 4'52.804 | 3'45.201 | 16.011 | 28.680 | 22.912 | 247.3 |
| Runs=3 Total laps=21 Full laps=16 | | | | | | | 15 | 1'38.203 | 32.392 | 15.138 | 27.992 | 22.681 | 248.9 |
| 1 | 2'55.335 | 1'45.020 | 16.564 | 29.952 | 23.799 | 246.8 | 16 | 1'38.032 | 32.302 | 15.090 | 27.995 | 22.645 | 252.5 |
| 2 | 1'40.113 | 33.168 | 15.464 | 28.530 | 22.951 | 248.3 | 17 | 1'37.960 | 32.139 | 15.055 | 28.144 | 22.622 | 252.4 |
| 3 | 1'38.717 | 32.488 | 15.211 | 28.179 | 22.839 | 247.7 | 18 | 1'38.305 | 32.253 | 15.168 | 28.182 | 22.702 | 251.1 |
| 4 | 1'43.541 | 33.936 | 16.052 | 29.523 | 24.030 | 241.5 | 19 | 1'38.348 | 32.344 | 15.078 | 28.167 | 22.759 | 251.4 |
| 5 | 1'38.943 | 32.497 | 15.208 | 28.292 | 22.946 | 246.9 | 20 | 1'38.131 | 32.225 | 15.086 | 28.139 | 22.681 | 254.1 |
| 6 | 1'47.801 P | 33.672 | 15.522 | 28.687 | 29.920 | 247.5 | 21 | 1'38.306 | 32.364 | 15.087 | 28.097 | 22.758 | 253.1 |
| 7 | 6'06.982 | 4'57.068 | 16.335 | 30.052 | 23.527 | 246.1 | 22 | 1'37.978 | 32.180 | 15.053 | 28.106 | 22.639 | 252.3 |
| 8 | 1'39.140 | 32.949 | 15.254 | 28.201 | 22.736 | 247.7 | 23 | 1'38.416 | 32.353 | 15.023 | 28.323 | 22.717 | 253.6 |
| 9 | 1'38.573 | 32.374 | 15.129 | 28.448 | 22.622 | 246.3 | 9th 88 Ricard CARDUS Tech 3 SPA | | | | | | |
| 10 | 1'38.347 | 32.350 | 15.102 | 28.281 | 22.614 | 246.1 | Runs=3 Total laps=20 Full laps=16 | | | | | | |
| 11 | 1'41.840 | 34.118 | 15.918 | 28.816 | 22.988 | 239.4 | 1 | 5'23.914 | 4'13.995 | 16.443 | 29.900 | 23.576 | 247.1 |
| 12 | 1'39.094 | 32.867 | 15.139 | 28.303 | 22.785 | 247.5 | 2 | 1'42.389 | 33.507 | 16.204 | 29.410 | 23.268 | 248.2 |
| 13 | 1'38.550 | 32.454 | 15.072 | 28.265 | 22.759 | 247.9 | 3 | 1'41.462 | 32.761 | 15.184 | 28.585 | 24.932 | 254.9 |
| 14 | 1'39.371 | 32.647 | 15.154 | 28.409 | 23.161 | 248.1 | 4 | 1'38.761 | 32.779 | 15.132 | 28.110 | 22.740 | 253.1 |
| 15 | 1'46.254 P | 33.238 | 15.543 | 28.805 | 28.668 | 248.9 | 5 | 1'45.861 | 33.358 | 16.361 | 32.171 | 23.971 | 237.1 |
| 16 | 6'30.681 | 5'21.738 | 15.872 | 29.515 | 23.556 | 245.6 | 6 | 1'58.813 | 36.643 | 21.355 | 30.939 | 29.876 | 165.8 |
| 17 | 1'42.094 | 33.785 | 15.889 | 28.959 | 23.461 | 242.4 | 7 | 1'39.440 | 32.580 | 15.248 | 28.450 | 23.162 | 253.0 |
| 18 | 1'38.115 | 32.325 | 15.023 | 28.133 | 22.634 | 248.9 | 8 | 1'41.327 | 32.509 | 15.279 | 29.960 | 23.579 | 253.4 |
| 19 | 1'37.893 | 32.250 | 15.040 | 28.077 | 22.526 | 247.0 | 9 | 1'38.976 | 32.718 | 15.213 | 28.246 | 22.799 | 255.1 |
| 20 | 1'42.330 | 35.589 | 15.369 | 28.462 | 22.910 | 248.7 | 10 | 1'38.771 | 32.315 | 15.095 | 28.644 | 22.717 | 255.1 |
| 21 | 1'39.311 | 32.579 | 15.325 | 28.491 | 22.916 | 250.3 | 11 | 1'38.198 | 32.306 | 15.094 | 28.162 | 22.636 | 255.5 |
| 7th 5 Johann ZARCO AirAsia Caterham FRA | | | | | | | 12 | 1'53.320 P | 33.045 | 20.518 | 30.509 | 29.248 | 246.3 |
| Runs=3 Total laps=21 Full laps=16 | | | | | | | 13 | 8'59.912 | 7'27.487 | 19.668 | 45.028 | 27.729 | 181.7 |
| 1 | 1'48.477 | 37.612 | 16.732 | 30.244 | 23.889 | 244.0 | 14 | 2'08.131 | 58.299 | 17.220 | 29.271 | 23.341 | 237.6 |
| 2 | 1'39.981 | 32.911 | 15.346 | 28.833 | 22.891 | 250.0 | 15 | 1'41.212 | 33.500 | 15.558 | 28.569 | 23.585 | 253.3 |
| 3 | 1'38.671 | 32.583 | 15.230 | 28.109 | 22.749 | 250.0 | 16 | 1'55.138 | 33.916 | 19.477 | 36.111 | 25.634 | 208.4 |
| 4 | 1'38.389 | 32.441 | 15.250 | 28.005 | 22.693 | 249.8 | 17 | 1'38.087 | 32.340 | 15.072 | 27.960 | 22.715 | 256.0 |
| 5 | 1'38.143 | 32.285 | 15.122 | 28.073 | 22.663 | 250.9 | 18 | 1'38.027 | 32.441 | 15.008 | 28.002 | 22.576 | 253.4 |
| 6 | 1'39.088 | 32.718 | 15.250 | 28.346 | 22.774 | 250.2 | 19 | 1'52.036 | 41.226 | 16.705 | 29.259 | 24.846 | 228.6 |
| 7 | 1'38.209 | 32.228 | 15.147 | 28.153 | 22.681 | 249.9 | 20 | 1'38.052 | 32.321 | 15.053 | 28.067 | 22.611 | 255.2 |
| 8 | 1'38.390 | 32.347 | 15.156 | 28.290 | 22.597 | 249.4 | 10th 19 Xavier SIMEON Federal Oil Gresini Mo BEL | | | | | | |
| 9 | 1'50.197 P | 37.073 | 15.898 | 29.395 | 27.831 | 245.6 | Runs=3 Total laps=23 Full laps=18 | | | | | | |
| 10 | 6'53.641 | 5'44.807 | 16.040 | 29.312 | 23.482 | 244.7 | 1 | 2'51.315 | 1'40.955 | 16.499 | 30.017 | 23.844 | 246.5 |
| 11 | 1'38.955 | 32.640 | 15.314 | 28.163 | 22.838 | 247.1 | 2 | 1'40.284 | 33.233 | 15.355 | 28.598 | 23.098 | 250.2 |
| 12 | 1'39.565 | 32.583 | 15.143 | 28.557 | 23.282 | 246.9 | 3 | 1'39.257 | 32.605 | 15.254 | 28.438 | 22.960 | 251.4 |
| 13 | 1'59.894 | 32.317 | 15.111 | 45.124 | 27.342 | 250.6 | 4 | 1'38.772 | 32.608 | 15.154 | 28.303 | 22.707 | 250.9 |
| 14 | 1'38.166 | 32.390 | 15.093 | 28.085 | 22.598 | 250.7 | 5 | 1'38.783 | 32.528 | 15.195 | 28.229 | 22.831 | 251.3 |
| 15 | 1'38.483 | 32.329 | 15.140 | 28.308 | 22.706 | 250.1 | 6 | 1'38.698 | 32.488 | 15.089 | 28.352 | 22.769 | 252.9 |
| 16 | 1'43.410 P | 33.730 | 15.597 | 28.823 | 25.260 | 249.0 | 7 | 1'39.034 | 32.574 | 15.156 | 28.262 | 23.042 | 251.9 |
| 17 | 6'45.364 | 5'28.755 | 16.401 | 36.856 | 23.352 | 245.6 | | | | | | | |

Fastest Lap: Esteve RABAT Marc VDS Racing Tea SPA **1'37.311** 31.955 15.036 27.767 22.553

These data/results cannot be reproduced, stored and/or transmitted in whole or in part by any manner of electronic, mechanical, photocopying, recording, broadcasting or otherwise now known or herein after developed without the previous express consent by the copyright owner, except for reproduction in daily press and regular printed publications on sale to the public within 60 days of the event related to those data/results and always provided that copyright symbol appears together as follows below.
© DORNA, 2014



Qualifying

Moto2

| Lap | Lap Time | T1 | T2 | T3 | T4 | Speed | Lap | Lap Time | T1 | T2 | T3 | T4 | Speed |
|---|-----------------|---------------|---------------|---------------|---------------|--------------|--|-----------------|---------------|---------------|---------------|---------------|--------------|
| 8 | 1'38.768 | 32.455 | 15.165 | 28.380 | 22.768 | 251.2 | 22 | 1'41.364 | 33.021 | 15.408 | 30.086 | 22.849 | 244.4 |
| 9 | 1'38.517 | 32.424 | 15.127 | 28.302 | 22.664 | 251.1 | 13th 21 Franco MORBIDEL Italtrans Racing Team ITA | | | | | | |
| 10 | 1'42.936 | 34.462 | 15.683 | 29.505 | 23.286 | 243.2 | Runs=3 Total laps=20 Full laps=15 | | | | | | |
| 11 | 1'39.043 | 32.500 | 15.064 | 28.524 | 22.955 | 254.3 | 1 | 1'55.258 | 39.603 | 17.562 | 31.480 | 26.613 | 247.2 |
| 12 | 1'38.411 | 32.440 | 15.150 | 28.184 | 22.637 | 251.6 | 2 | 1'41.299 | 33.649 | 15.686 | 28.394 | 23.570 | 247.9 |
| 13 | 1'46.380 P | 32.440 | 16.291 | 30.298 | 27.351 | 252.5 | 3 | 1'39.689 | 32.884 | 15.318 | 28.600 | 22.887 | 250.2 |
| 14 | 5'25.151 | 4'18.065 | 15.427 | 28.729 | 22.930 | 247.7 | 4 | 1'49.846 | 35.275 | 15.710 | 33.186 | 25.675 | 242.0 |
| 15 | 1'39.430 | 32.828 | 15.332 | 28.443 | 22.827 | 247.7 | 5 | 1'42.241 | 33.725 | 17.463 | 28.312 | 22.741 | 202.5 |
| 16 | 1'38.870 | 32.620 | 15.218 | 28.268 | 22.764 | 249.2 | 6 | 1'38.357 | 32.577 | 15.127 | 28.069 | 22.584 | 251.2 |
| 17 | 1'44.485 P | 33.490 | 15.322 | 28.808 | 26.865 | 249.4 | 7 | 1'42.895 | 33.958 | 16.902 | 28.670 | 23.365 | 207.7 |
| 18 | 3'40.487 | 2'32.938 | 15.570 | 29.011 | 22.968 | 248.8 | 8 | 1'39.764 | 32.518 | 15.248 | 29.026 | 22.972 | 253.9 |
| 19 | 1'38.732 | 32.559 | 15.186 | 28.380 | 22.607 | 250.0 | 9 | 1'45.223 P | 32.766 | 15.124 | 28.722 | 28.611 | 252.4 |
| 20 | 1'38.209 | 32.441 | 15.126 | 28.126 | 22.516 | 251.8 | 10 | 8'03.480 | 6'50.952 | 15.842 | 30.659 | 26.027 | 249.1 |
| 21 | 1'38.205 | 32.466 | 15.153 | 28.179 | 22.407 | 252.2 | 11 | 1'39.642 | 32.942 | 15.310 | 28.601 | 22.789 | 247.7 |
| 22 | 1'38.043 | 32.357 | 14.950 | 28.219 | 22.517 | 253.4 | 12 | 1'39.213 | 32.870 | 15.184 | 28.326 | 22.833 | 252.9 |
| 23 | 1'38.389 | 32.551 | 15.089 | 28.167 | 22.582 | 251.7 | 13 | 1'49.375 P | 37.999 | 15.513 | 28.834 | 27.029 | 248.8 |
| 11th 60 Julian SIMON Italtrans Racing Team SPA | | | | | | | Runs=4 Total laps=20 Full laps=14 | | | | | | |
| 1 | 2'29.563 P | 1'04.855 | 19.507 | 34.953 | 30.248 | 211.5 | 14 | 6'19.902 | 5'10.701 | 16.340 | 29.887 | 22.974 | 230.1 |
| 2 | 6'13.418 | 5'04.818 | 15.947 | 29.304 | 23.349 | 245.9 | 15 | 1'38.542 | 32.585 | 15.216 | 28.184 | 22.557 | 250.6 |
| 3 | 1'39.757 | 32.704 | 15.526 | 28.520 | 23.007 | 248.6 | 16 | 1'39.866 | 32.578 | 16.006 | 28.661 | 22.621 | 247.0 |
| 4 | 1'38.635 | 32.422 | 15.247 | 28.262 | 22.704 | 248.0 | 17 | 1'48.621 | 32.308 | 15.070 | 29.296 | 31.947 | 251.2 |
| 5 | 1'38.751 | 32.411 | 15.327 | 28.263 | 22.750 | 247.7 | 18 | 1'59.378 | 41.321 | 20.482 | 29.364 | 28.211 | 158.2 |
| 6 | 1'39.191 | 32.267 | 15.155 | 28.379 | 23.390 | 251.2 | 19 | 1'38.472 | 32.616 | 15.189 | 28.100 | 22.567 | 248.9 |
| 7 | 2'01.348 P | 32.445 | 15.181 | 35.774 | 37.948 | 249.7 | 20 | 1'38.295 | 32.330 | 15.105 | 28.218 | 22.642 | 249.2 |
| 8 | 5'39.019 | 4'31.458 | 15.693 | 28.889 | 22.979 | 244.9 | 14th 11 Sandro CORTESE Dynavolt Intact GP GER | | | | | | |
| 9 | 1'38.890 | 32.483 | 15.233 | 28.330 | 22.844 | 247.0 | Runs=3 Total laps=20 Full laps=15 | | | | | | |
| 10 | 1'38.937 | 32.421 | 15.210 | 28.387 | 22.919 | 248.7 | 1 | 3'30.302 | 2'17.003 | 17.428 | 31.527 | 24.344 | 240.5 |
| 11 | 1'38.570 | 32.348 | 15.208 | 28.230 | 22.784 | 248.9 | 2 | 1'39.677 | 32.955 | 15.295 | 28.480 | 22.947 | 254.4 |
| 12 | 1'41.662 | 32.461 | 15.281 | 30.781 | 23.139 | 253.3 | 3 | 1'47.874 | 32.751 | 15.597 | 34.495 | 25.031 | 251.8 |
| 13 | 1'52.770 P | 32.580 | 17.716 | 32.512 | 29.962 | 232.3 | 4 | 1'38.753 | 32.417 | 15.188 | 28.455 | 22.693 | 256.3 |
| 14 | 5'15.041 | 3'59.756 | 18.740 | 31.923 | 24.622 | 194.0 | 5 | 1'38.521 | 32.495 | 15.188 | 28.199 | 22.639 | 254.9 |
| 15 | 1'39.969 | 32.674 | 15.458 | 29.105 | 22.732 | 249.3 | 6 | 1'44.091 | 32.467 | 16.568 | 30.744 | 24.312 | 232.1 |
| 16 | 1'38.591 | 32.212 | 15.171 | 28.200 | 23.008 | 251.5 | 7 | 1'38.802 | 32.670 | 15.152 | 28.196 | 22.784 | 253.8 |
| 17 | 1'38.334 | 32.307 | 15.185 | 28.072 | 22.770 | 251.8 | 8 | 1'38.508 | 32.402 | 15.100 | 28.127 | 22.879 | 253.9 |
| 18 | 1'38.129 | 32.194 | 15.204 | 28.125 | 22.606 | 247.7 | 9 | 2'03.692 P | 37.965 | 17.371 | 31.613 | 36.743 | 228.9 |
| 19 | 1'38.423 | 32.210 | 15.140 | 28.177 | 22.896 | 248.9 | 10 | 7'08.418 | 5'49.414 | 17.220 | 33.780 | 28.004 | 240.6 |
| 20 | 1'46.253 | 32.642 | 15.879 | 31.711 | 26.021 | 246.7 | 11 | 1'42.905 | 33.722 | 15.860 | 29.959 | 23.364 | 252.4 |
| 12th 54 Mattia PASINI NGM Forward Racing ITA | | | | | | | Runs=3 Total laps=22 Full laps=17 | | | | | | |
| 1 | 2'09.225 | 1'00.303 | 16.058 | 29.242 | 23.622 | 246.0 | 12 | 1'39.512 | 32.702 | 15.226 | 28.493 | 23.091 | 255.0 |
| 2 | 1'39.572 | 32.781 | 15.453 | 28.281 | 23.057 | 248.5 | 13 | 1'49.498 P | 34.561 | 15.912 | 29.480 | 29.545 | 250.9 |
| 3 | 1'38.897 | 32.490 | 15.278 | 28.252 | 22.877 | 243.7 | 14 | 6'19.825 | 5'02.747 | 15.868 | 31.898 | 29.312 | 253.3 |
| 4 | 1'49.139 | 37.274 | 16.370 | 32.616 | 22.879 | 234.9 | 15 | 1'38.492 | 32.521 | 15.190 | 28.107 | 22.674 | 255.3 |
| 5 | 1'38.474 | 32.417 | 15.174 | 28.194 | 22.689 | 251.0 | 16 | 1'38.632 | 32.433 | 15.056 | 27.980 | 23.163 | 250.9 |
| 6 | 1'38.462 | 32.326 | 15.122 | 28.175 | 22.839 | 252.6 | 17 | 1'38.315 | 32.260 | 15.140 | 28.163 | 22.752 | 249.4 |
| 7 | 1'38.551 | 32.398 | 15.202 | 28.006 | 22.945 | 252.1 | 18 | 1'38.306 | 32.239 | 15.154 | 28.126 | 22.787 | 251.9 |
| 8 | 1'57.212 P | 37.044 | 18.281 | 35.738 | 26.149 | 237.1 | 19 | 1'38.447 | 32.507 | 15.234 | 28.016 | 22.690 | 250.5 |
| 9 | 5'20.081 | 4'04.863 | 15.969 | 36.124 | 23.125 | 244.5 | 20 | 1'38.514 | 32.466 | 15.192 | 28.175 | 22.681 | 251.3 |
| 10 | 1'38.439 | 32.497 | 15.181 | 28.172 | 22.589 | 249.9 | 15th 39 Luis SALOM Paginas Amarillas HP SPA | | | | | | |
| 11 | 1'41.692 | 32.388 | 15.160 | 30.574 | 23.570 | 250.8 | Runs=3 Total laps=22 Full laps=17 | | | | | | |
| 12 | 1'38.426 | 32.520 | 15.089 | 28.067 | 22.750 | 252.3 | 1 | 3'21.244 | 2'06.659 | 17.112 | 33.446 | 24.027 | 247.4 |
| 13 | 1'49.705 P | 35.202 | 17.868 | 29.438 | 27.197 | 227.8 | 2 | 1'41.422 | 34.009 | 15.558 | 28.658 | 23.197 | 250.7 |
| 14 | 4'19.163 | 2'51.289 | 15.799 | 45.235 | 26.840 | 244.9 | 3 | 1'39.555 | 32.955 | 15.274 | 28.453 | 22.873 | 251.2 |
| 15 | 1'38.647 | 32.441 | 15.204 | 28.031 | 22.971 | 244.3 | 4 | 1'38.951 | 32.760 | 15.233 | 28.167 | 22.791 | 253.5 |
| 16 | 1'39.965 | 32.402 | 16.112 | 28.276 | 23.175 | 236.6 | 5 | 1'38.309 | 32.342 | 15.125 | 28.222 | 22.620 | 254.0 |
| 17 | 2'09.700 | 40.522 | 18.859 | 42.270 | 28.049 | 211.3 | 6 | 1'39.199 | 32.718 | 15.273 | 28.300 | 22.908 | 253.9 |
| 18 | 1'38.316 | 32.450 | 15.179 | 28.071 | 22.616 | 248.4 | 7 | 1'39.325 | 32.667 | 15.174 | 28.570 | 22.914 | 253.8 |
| 19 | 1'38.294 | 32.365 | 15.129 | 28.073 | 22.727 | 251.1 | 8 | 1'53.237 P | 37.479 | 15.523 | 28.675 | 31.560 | 253.6 |
| 20 | 1'38.147 | 32.441 | 15.141 | 28.109 | 22.456 | 251.0 | 9 | 5'39.257 | 4'30.005 | 16.548 | 29.526 | 23.178 | 249.1 |
| 21 | 2'47.177 | 41.186 | 18.150 | 1'02.406 | 45.435 | 209.1 | 10 | 1'38.611 | 32.613 | 15.170 | 28.235 | 22.593 | 255.0 |
| | | | | | | | 11 | 1'38.985 | 32.614 | 15.158 | 28.490 | 22.723 | 255.1 |
| | | | | | | | 12 | 1'38.984 | 32.711 | 15.143 | 28.373 | 22.757 | 253.3 |
| | | | | | | | 13 | 1'39.301 | 32.638 | 15.233 | 28.690 | 22.740 | 254.7 |

Fastest Lap: Esteve RABAT Marc VDS Racing Tea SPA **1'37.311** 31.955 15.036 27.767 22.553

These data/results cannot be reproduced, stored and/or transmitted in whole or in part by any manner of electronic, mechanical, photocopying, recording, broadcasting or otherwise now known or herein after developed without the previous express consent by the copyright owner, except for reproduction in daily press and regular printed publications on sale to the public within 60 days of the event related to those data/results and always provided that copyright symbol appears together as follows below.
© DORNA, 2014



Qualifying

Moto2

| Lap | Lap Time | T1 | T2 | T3 | T4 | Speed | Lap | Lap Time | T1 | T2 | T3 | T4 | Speed |
|---|------------|----------|--------|--------|--------|-------|---|------------|-----------|--------|--------|----------|-------|
| 14 | 1'47.869 P | 32.676 | 15.193 | 28.684 | 31.316 | 254.1 | 6 | 1'46.348 | 35.678 | 16.161 | 31.557 | 22.952 | 247.2 |
| 15 | 4'59.553 | 3'51.921 | 15.744 | 28.902 | 22.986 | 250.7 | 7 | 1'38.989 | 32.550 | 15.162 | 28.354 | 22.923 | 251.8 |
| 16 | 1'39.579 | 32.990 | 15.260 | 28.509 | 22.820 | 253.2 | 8 | 1'44.748 P | 32.640 | 15.318 | 29.686 | 27.104 | 250.9 |
| 17 | 1'39.019 | 32.522 | 15.311 | 28.446 | 22.740 | 254.1 | 9 | 4'35.261 | 3'28.270 | 15.461 | 28.596 | 22.934 | 250.7 |
| 18 | 1'38.807 | 32.537 | 15.081 | 28.446 | 22.743 | 254.4 | 10 | 1'41.418 | 32.491 | 15.950 | 29.959 | 23.018 | 251.0 |
| 19 | 1'38.574 | 32.426 | 15.118 | 28.319 | 22.711 | 255.6 | 11 | 1'39.556 | 32.631 | 15.269 | 28.379 | 23.277 | 253.5 |
| 20 | 1'39.084 | 32.913 | 15.109 | 28.204 | 22.858 | 253.5 | 12 | 1'39.747 | 32.986 | 15.247 | 28.533 | 22.981 | 251.7 |
| 21 | 1'38.640 | 32.501 | 15.165 | 28.261 | 22.713 | 253.0 | 13 | 1'38.899 | 32.612 | 15.085 | 28.429 | 22.773 | 253.5 |
| 22 | 1'38.833 | 32.718 | 15.222 | 28.221 | 22.672 | 253.1 | 14 | 1'39.263 | 32.698 | 15.205 | 28.591 | 22.769 | 252.9 |
| 16th 23 Marcel SCHROTTE Tech 3 GER | | | | | | | 15 | 1'39.014 | 32.690 | 15.114 | 28.471 | 22.739 | 254.2 |
| Runs=3 Total laps=20 Full laps=16 | | | | | | | 16 | 1'47.179 P | 34.552 | 15.590 | 29.102 | 27.935 | 249.0 |
| 1 | 2'27.818 P | 1'04.918 | 18.971 | 33.765 | 30.164 | 224.3 | 17 | 4'18.689 | 3'08.686 | 15.870 | 31.044 | 23.089 | 245.5 |
| 2 | 4'45.244 | 3'36.416 | 16.403 | 29.058 | 23.367 | 241.1 | 18 | 1'38.666 | 32.529 | 15.151 | 28.219 | 22.767 | 251.2 |
| 3 | 1'39.756 | 33.006 | 15.518 | 28.327 | 22.905 | 250.2 | 19 | 1'38.930 | 32.636 | 15.132 | 28.258 | 22.904 | 250.9 |
| 4 | 1'39.339 | 32.772 | 15.351 | 28.259 | 22.957 | 251.2 | 20 | 1'41.926 | 35.797 | 15.208 | 28.243 | 22.678 | 251.1 |
| 5 | 1'39.001 | 32.568 | 15.307 | 28.289 | 22.837 | 251.9 | 21 | 1'38.625 | 32.337 | 15.111 | 28.234 | 22.943 | 251.2 |
| 6 | 1'45.796 | 36.841 | 17.046 | 28.653 | 23.256 | 213.8 | 22 | 1'38.407 | 32.384 | 15.086 | 28.266 | 22.671 | 250.0 |
| 7 | 1'39.545 | 32.682 | 15.434 | 28.313 | 23.116 | 250.3 | 23 | 1'39.032 | 32.408 | 15.080 | 28.206 | 23.338 | 250.6 |
| 8 | 1'45.874 P | 34.793 | 15.730 | 28.714 | 26.637 | 246.6 | 19th 15 Alex DE ANGELIS Tasca Racing Moto2 RSM | | | | | | |
| 9 | 9'45.641 | 8'32.528 | 15.815 | 32.138 | 25.160 | 246.5 | Runs=2 Total laps=21 Full laps=18 | | | | | | |
| 10 | 1'44.197 | 34.237 | 16.066 | 30.784 | 23.110 | 249.5 | 1 | 1'55.281 | 39.732 | 17.462 | 32.194 | 25.893 | 236.7 |
| 11 | 1'39.069 | 32.649 | 15.368 | 28.261 | 22.791 | 248.3 | 2 | 1'41.488 | 34.082 | 15.544 | 28.750 | 23.112 | 252.3 |
| 12 | 1'38.553 | 32.384 | 15.238 | 28.106 | 22.825 | 249.1 | 3 | 1'39.528 | 33.071 | 15.235 | 28.544 | 22.678 | 252.7 |
| 13 | 1'38.741 | 32.446 | 15.313 | 28.221 | 22.761 | 248.8 | 4 | 1'39.035 | 32.826 | 15.340 | 28.207 | 22.662 | 249.0 |
| 14 | 1'41.333 | 33.913 | 15.898 | 28.536 | 22.986 | 242.6 | 5 | 1'38.690 | 32.629 | 15.219 | 28.185 | 22.657 | 251.5 |
| 15 | 1'40.381 | 33.130 | 15.669 | 28.740 | 22.842 | 243.4 | 6 | 1'52.188 | 42.275 | 17.581 | 29.656 | 22.676 | 218.4 |
| 16 | 1'49.372 | 34.586 | 19.349 | 32.471 | 22.966 | 164.0 | 7 | 1'43.891 | 36.182 | 15.545 | 28.851 | 23.313 | 253.4 |
| 17 | 1'38.806 | 32.618 | 15.257 | 28.203 | 22.728 | 251.3 | 8 | 1'39.128 | 32.630 | 15.226 | 28.236 | 23.036 | 252.0 |
| 18 | 1'38.358 | 32.412 | 15.184 | 28.062 | 22.700 | 251.2 | 9 | 1'39.210 | 32.674 | 15.253 | 28.327 | 22.956 | 250.8 |
| 19 | 1'38.489 | 32.393 | 15.170 | 28.126 | 22.800 | 249.4 | 10 | 1'59.374 | 45.036 | 18.029 | 33.464 | 22.845 | 216.6 |
| 20 | 1'38.539 | 32.458 | 15.275 | 28.106 | 22.700 | 250.1 | 11 | 1'39.289 | 32.652 | 15.289 | 28.540 | 22.808 | 248.3 |
| 17th 12 Thomas LUTHI Interwetten Paddock SWI | | | | | | | 12 | 1'45.669 | 37.921 | 15.545 | 29.144 | 23.059 | 250.7 |
| Runs=3 Total laps=20 Full laps=15 | | | | | | | 13 | 1'51.767 P | 36.401 | 16.285 | 29.323 | 29.758 | 241.8 |
| 1 | 2'07.731 | 59.134 | 16.003 | 29.108 | 23.486 | 249.7 | 14 | 11'29.378 | 10'21.959 | 15.741 | 28.827 | 22.851 | 249.0 |
| 2 | 1'39.492 | 32.679 | 15.410 | 28.478 | 22.925 | 255.0 | 15 | 1'45.839 | 33.181 | 15.453 | 33.259 | 23.946 | 251.5 |
| 3 | 1'38.627 | 32.385 | 15.244 | 28.203 | 22.795 | 253.8 | 16 | 1'44.674 | 38.415 | 15.393 | 28.271 | 22.595 | 251.4 |
| 4 | 1'39.955 | 32.261 | 15.271 | 29.455 | 22.968 | 256.7 | 17 | 1'38.608 | 32.588 | 15.222 | 28.090 | 22.708 | 252.1 |
| 5 | 1'44.622 | 32.139 | 15.084 | 33.411 | 23.988 | 256.4 | 18 | 1'38.441 | 32.744 | 15.143 | 28.059 | 22.495 | 252.3 |
| 6 | 1'38.700 | 32.373 | 15.202 | 28.131 | 22.994 | 256.2 | 19 | 2'00.698 | 40.370 | 15.329 | 28.290 | 36.709 | 251.5 |
| 7 | 1'39.126 | 32.431 | 15.250 | 28.541 | 22.904 | 256.8 | 20 | 1'57.323 | 35.594 | 15.914 | 32.288 | 33.527 | 246.4 |
| 8 | 1'44.266 P | 33.045 | 15.732 | 28.377 | 27.112 | 250.6 | 21 | 1'41.009 | 32.745 | 15.285 | 28.440 | 24.539 | 251.1 |
| 9 | 7'20.938 | 6'12.942 | 16.020 | 28.904 | 23.072 | 248.2 | 20th 81 Jordi TORRES Mapfre Aspar Team M SPA | | | | | | |
| 10 | 1'38.988 | 32.491 | 15.272 | 28.434 | 22.791 | 253.2 | Runs=2 Total laps=23 Full laps=20 | | | | | | |
| 11 | 1'38.385 | 32.356 | 15.155 | 28.226 | 22.648 | 255.6 | 1 | 1'55.232 | 41.512 | 16.881 | 31.883 | 24.956 | 245.9 |
| 12 | 1'39.925 | 32.486 | 15.553 | 29.013 | 22.873 | 257.5 | 2 | 1'41.106 | 33.530 | 15.396 | 28.761 | 23.419 | 249.5 |
| 13 | 1'43.480 P | 32.787 | 15.304 | 28.665 | 26.724 | 253.2 | 3 | 1'39.694 | 32.945 | 15.284 | 28.673 | 22.792 | 248.9 |
| 14 | 7'18.424 | 6'10.347 | 16.158 | 28.968 | 22.951 | 250.6 | 4 | 1'39.064 | 32.648 | 15.207 | 28.333 | 22.876 | 248.6 |
| 15 | 1'38.506 | 32.352 | 15.218 | 28.314 | 22.622 | 253.8 | 5 | 1'38.724 | 32.448 | 15.207 | 28.297 | 22.772 | 248.4 |
| 16 | 1'42.147 | 32.392 | 15.204 | 31.302 | 23.249 | 253.5 | 6 | 1'45.838 | 39.133 | 15.312 | 28.477 | 22.916 | 248.4 |
| 17 | 1'38.767 | 32.663 | 15.226 | 28.093 | 22.785 | 253.1 | 7 | 1'38.464 | 32.560 | 15.163 | 28.198 | 22.543 | 249.1 |
| 18 | 1'38.577 | 32.341 | 15.332 | 28.241 | 22.663 | 253.3 | 8 | 1'38.560 | 32.401 | 15.115 | 28.239 | 22.805 | 249.0 |
| 19 | 1'38.469 | 32.314 | 15.186 | 28.211 | 22.758 | 252.5 | 9 | 2'22.505 | 32.425 | 15.082 | 28.234 | 1'06.764 | 249.4 |
| 20 | 1'39.225 | 32.325 | 15.206 | 28.240 | 23.454 | 252.8 | 10 | 9'02.810 | 7'52.051 | 16.106 | 30.731 | 23.922 | 243.2 |
| 18th 49 Axel PONS AGR Team SPA | | | | | | | 11 | 1'43.608 | 36.335 | 15.550 | 28.708 | 23.015 | 246.0 |
| Runs=3 Total laps=23 Full laps=18 | | | | | | | 12 | 1'39.530 | 32.797 | 15.078 | 28.834 | 22.821 | 250.5 |
| 1 | 2'47.511 | 1'33.811 | 16.428 | 31.247 | 26.025 | 245.1 | 13 | 1'38.686 | 32.388 | 15.151 | 28.321 | 22.826 | 248.4 |
| 2 | 1'39.450 | 33.034 | 15.333 | 28.303 | 22.780 | 250.0 | 14 | 1'44.117 | 35.322 | 15.761 | 28.489 | 24.545 | 240.6 |
| 3 | 1'38.831 | 32.518 | 15.218 | 28.278 | 22.817 | 251.0 | 15 | 1'39.029 | 32.498 | 15.154 | 28.477 | 22.900 | 250.4 |
| 4 | 1'38.489 | 32.392 | 15.213 | 28.214 | 22.670 | 251.1 | 16 | 1'38.760 | 32.450 | 15.189 | 28.299 | 22.822 | 249.0 |
| 5 | 1'39.629 | 32.612 | 15.324 | 28.734 | 22.959 | 249.7 | 17 | 1'38.604 | 32.501 | 15.126 | 28.278 | 22.699 | 249.7 |
| | | | | | | | 18 | 1'39.886 | 33.493 | 15.287 | 28.361 | 22.745 | 250.8 |

Fastest Lap: Esteve RABAT Marc VDS Racing Tea SPA 1'37.311 31.955 15.036 27.767 22.553

These data/results cannot be reproduced, stored and/or transmitted in whole or in part by any manner of electronic, mechanical, photocopying, recording, broadcasting or otherwise now known or herein after developed without the previous express consent by the copyright owner, except for reproduction in daily press and regular printed publications on sale to the public within 60 days of the event related to those data/results and always provided that copyright symbol appears together as follows below.
© DORNA, 2014



Qualifying

Moto2

| Lap | Lap Time | T1 | T2 | T3 | T4 | Speed | Lap | Lap Time | T1 | T2 | T3 | T4 | Speed |
|--|-----------------|----------|--------|--------|--------|-------|--|-----------------|----------|--------|--------|--------|-------|
| 19 | 1'38.788 | 32.367 | 15.092 | 28.640 | 22.689 | 250.9 | 20 | 1'39.081 | 32.694 | 15.312 | 28.301 | 22.774 | 248.6 |
| 20 | 1'38.640 | 32.451 | 15.148 | 28.244 | 22.797 | 249.5 | 21 | 1'39.086 | 32.628 | 15.245 | 28.303 | 22.910 | 250.9 |
| 21 | 1'38.484 | 32.436 | 15.138 | 28.288 | 22.622 | 248.1 | 24th 18 Nicolas TEROL Mapfre Aspar Team M SPA | | | | | | |
| 22 | 1'38.655 | 32.375 | 15.122 | 28.326 | 22.832 | 247.9 | Runs=3 Total laps=23 Full laps=19 | | | | | | |
| 23 | 1'38.537 | 32.476 | 15.107 | 28.287 | 22.667 | 248.8 | 1 | 2'14.219 P | 54.605 | 17.030 | 32.334 | 30.250 | 247.1 |
| 21st 94 Jonas FOLGER AGR Team GER | | | | | | | 2 | 4'10.806 | 2'58.067 | 18.081 | 30.636 | 24.022 | 205.0 |
| Runs=3 Total laps=10 Full laps=5 | | | | | | | 3 | 1'41.313 | 33.588 | 15.584 | 28.937 | 23.204 | 252.2 |
| 1 | 2'47.231 | 1'37.932 | 15.988 | 29.748 | 23.563 | 242.6 | 4 | 1'39.977 | 32.945 | 15.251 | 28.584 | 23.197 | 253.0 |
| 2 | 1'39.354 | 32.722 | 15.383 | 28.313 | 22.936 | 248.1 | 5 | 1'40.205 | 33.044 | 15.351 | 28.662 | 23.148 | 252.2 |
| 3 | 1'39.046 | 32.551 | 15.286 | 28.254 | 22.955 | 248.3 | 6 | 1'51.826 | 38.811 | 17.913 | 29.944 | 25.158 | 206.1 |
| 4 | 1'38.546 | 32.276 | 15.293 | 28.165 | 22.812 | 248.1 | 7 | 1'43.163 | 33.485 | 17.461 | 29.364 | 22.853 | 216.5 |
| 5 | 1'45.440 P | 32.519 | 16.046 | 28.630 | 28.245 | 235.4 | 8 | 1'39.537 | 32.818 | 15.268 | 28.558 | 22.893 | 252.9 |
| 6 | 5'43.258 | 4'35.647 | 15.692 | 28.841 | 23.078 | 245.3 | 9 | 1'44.217 | 32.669 | 15.195 | 28.553 | 27.800 | 253.1 |
| unfinished | 32.179 | 15.270 | | | 249.0 | | 10 | 1'40.717 | 33.363 | 15.522 | 28.952 | 22.880 | 251.1 |
| 7 | 26'54.471 | 16.069 | 29.331 | 23.273 | 244.4 | | 11 | 1'38.882 | 32.656 | 15.131 | 28.405 | 22.690 | 256.1 |
| 8 | 1'39.221 | 32.686 | 15.342 | 28.349 | 22.844 | 246.8 | 12 | 1'40.371 | 33.391 | 15.419 | 28.616 | 22.945 | 251.7 |
| 9 | 1'38.716 | 32.409 | 15.249 | 28.252 | 22.806 | 248.2 | 13 | 1'39.186 | 32.798 | 15.145 | 28.491 | 22.752 | 254.7 |
| 22nd 96 Louis ROSSI SAG Team FRA | | | | | | | 14 | 1'39.212 | 32.702 | 15.095 | 28.615 | 22.800 | 255.5 |
| Runs=3 Total laps=20 Full laps=15 | | | | | | | 15 | 1'39.107 | 32.661 | 15.154 | 28.491 | 22.801 | 254.4 |
| 1 | 2'16.868 | 1'04.229 | 17.120 | 30.964 | 24.555 | 246.5 | 16 | 1'46.070 P | 36.075 | 15.293 | 28.509 | 26.193 | 255.4 |
| 2 | 1'41.695 | 33.713 | 15.738 | 28.873 | 23.371 | 250.4 | 17 | 5'46.916 | 4'32.455 | 16.119 | 34.252 | 24.090 | 247.1 |
| 3 | 1'39.809 | 33.073 | 15.465 | 28.333 | 22.938 | 250.4 | 18 | 1'42.666 | 34.062 | 16.810 | 28.828 | 22.966 | 209.0 |
| 4 | 1'39.330 | 32.612 | 15.396 | 28.261 | 23.061 | 251.8 | 19 | 1'39.390 | 33.078 | 15.230 | 28.349 | 22.733 | 255.8 |
| 5 | 1'39.221 | 32.668 | 15.253 | 28.287 | 23.013 | 252.9 | 20 | 1'38.863 | 32.704 | 15.055 | 28.420 | 22.684 | 255.9 |
| 6 | 1'39.051 | 32.613 | 15.224 | 28.246 | 22.968 | 253.4 | 21 | 1'38.886 | 32.584 | 15.188 | 28.411 | 22.703 | 254.5 |
| 7 | 1'39.044 | 32.553 | 15.302 | 28.265 | 22.924 | 253.0 | 22 | 1'39.029 | 32.781 | 15.120 | 28.405 | 22.723 | 256.4 |
| 8 | 1'49.599 P | 35.530 | 16.256 | 29.142 | 28.671 | 248.9 | 23 | 1'39.072 | 32.629 | 15.152 | 28.480 | 22.811 | 254.4 |
| 9 | 8'45.817 | 7'30.788 | 18.147 | 33.066 | 23.816 | 242.3 | 25th 7 Lorenzo BALDASS Gresini Moto2 ITA | | | | | | |
| 10 | 1'39.735 | 32.995 | 15.319 | 28.445 | 22.976 | 252.5 | Runs=3 Total laps=21 Full laps=16 | | | | | | |
| 11 | 1'41.863 | 32.964 | 15.598 | 29.559 | 23.742 | 253.2 | 1 | 4'10.079 | 2'55.608 | 17.647 | 32.307 | 24.517 | 238.8 |
| 12 | 1'39.762 | 32.832 | 15.299 | 28.438 | 23.193 | 253.1 | 2 | 1'41.675 | 33.827 | 15.861 | 28.829 | 23.158 | 247.3 |
| 13 | 1'49.474 P | 34.983 | 16.088 | 28.824 | 29.579 | 241.6 | 3 | 1'40.357 | 33.049 | 15.519 | 28.639 | 23.150 | 247.2 |
| 14 | 5'32.138 | 4'20.838 | 18.799 | 28.885 | 23.616 | 174.4 | 4 | 1'39.990 | 32.794 | 15.398 | 28.719 | 23.079 | 249.5 |
| 15 | 1'38.927 | 32.603 | 15.152 | 28.341 | 22.831 | 253.5 | 5 | 1'39.957 | 32.853 | 15.493 | 28.532 | 23.079 | 247.9 |
| 16 | 1'38.681 | 32.510 | 15.153 | 28.193 | 22.825 | 252.9 | 6 | 1'59.702 P | 36.862 | 22.093 | 32.348 | 28.399 | 150.6 |
| 17 | 1'42.982 | 36.204 | 15.399 | 28.412 | 22.967 | 249.9 | 7 | 4'53.816 | 3'44.052 | 15.743 | 30.525 | 23.496 | 246.1 |
| 18 | 1'39.167 | 32.637 | 15.297 | 28.316 | 22.917 | 252.2 | 8 | 1'39.790 | 32.793 | 15.291 | 28.692 | 23.014 | 251.5 |
| 19 | 1'39.257 | 32.573 | 15.305 | 28.498 | 22.881 | 251.3 | 9 | 1'39.242 | 32.779 | 15.311 | 28.286 | 22.866 | 251.3 |
| 20 | 1'39.177 | 32.689 | 15.315 | 28.255 | 22.918 | 251.5 | 10 | 1'39.441 | 32.619 | 15.352 | 28.487 | 22.983 | 251.0 |
| 23rd 95 Anthony WEST QMMF Racing Team AUS | | | | | | | 11 | 1'44.671 | 35.220 | 16.580 | 29.453 | 23.418 | 240.0 |
| Runs=3 Total laps=21 Full laps=16 | | | | | | | 12 | 1'43.041 | 33.933 | 15.921 | 29.974 | 23.213 | 248.1 |
| 1 | 2'31.537 | 1'20.794 | 16.817 | 30.303 | 23.623 | 239.8 | 13 | 1'39.372 | 32.648 | 15.207 | 28.505 | 23.012 | 254.0 |
| 2 | 1'40.184 | 33.060 | 15.593 | 28.593 | 22.938 | 248.4 | 14 | 1'51.938 P | 37.697 | 15.715 | 31.504 | 27.022 | 252.2 |
| 3 | 1'39.311 | 32.653 | 15.386 | 28.352 | 22.920 | 251.0 | 15 | 4'50.343 | 3'36.963 | 16.187 | 31.401 | 25.792 | 244.2 |
| 4 | 1'46.042 | 36.334 | 16.226 | 30.045 | 23.437 | 241.7 | 16 | 1'39.488 | 32.688 | 15.371 | 28.361 | 23.068 | 248.9 |
| 5 | 1'39.320 | 32.710 | 15.275 | 28.380 | 22.955 | 251.8 | 17 | 1'39.173 | 32.505 | 15.355 | 28.370 | 22.943 | 250.2 |
| 6 | 1'39.214 | 32.738 | 15.298 | 28.402 | 22.776 | 251.1 | 18 | 1'39.752 | 33.322 | 15.311 | 28.374 | 22.745 | 251.4 |
| 7 | 1'54.281 | 32.972 | 17.431 | 34.497 | 29.381 | 215.8 | 19 | 1'38.963 | 32.473 | 15.351 | 28.320 | 22.819 | 249.8 |
| 8 | 1'39.250 | 32.770 | 15.311 | 28.378 | 22.791 | 251.0 | 20 | 2'20.767 | 40.234 | 22.279 | 45.352 | 32.902 | 200.2 |
| 9 | 1'39.645 | 32.796 | 15.445 | 28.395 | 23.009 | 248.5 | 21 | 1'45.038 | 35.404 | 15.973 | 29.563 | 24.098 | 248.2 |
| 10 | 1'46.558 P | 34.789 | 16.305 | 29.919 | 25.545 | 247.0 | 26th 4 Randy KRUMMENA Octo IodaRacing Tea SWI | | | | | | |
| 11 | 5'52.368 | 4'43.698 | 16.120 | 29.110 | 23.440 | 245.3 | Runs=4 Total laps=19 Full laps=13 | | | | | | |
| 12 | 1'39.518 | 32.789 | 15.397 | 28.444 | 22.888 | 249.0 | 1 | 1'56.311 P | 37.401 | 17.755 | 33.324 | 27.831 | 232.6 |
| 13 | 1'39.428 | 32.578 | 15.358 | 28.592 | 22.900 | 251.2 | 2 | 4'15.257 | 3'06.936 | 16.272 | 29.182 | 22.867 | 244.6 |
| 14 | 1'39.644 | 32.833 | 15.318 | 28.509 | 22.984 | 250.9 | 3 | 1'39.982 | 32.899 | 15.383 | 28.759 | 22.941 | 248.7 |
| 15 | 1'44.620 P | 34.311 | 15.702 | 29.757 | 24.850 | 246.1 | 4 | 1'39.934 | 33.107 | 15.340 | 28.627 | 22.860 | 247.8 |
| 16 | 6'30.248 | 5'12.444 | 16.798 | 35.954 | 25.052 | 244.0 | 5 | 1'39.108 | 32.842 | 15.181 | 28.339 | 22.746 | 250.0 |
| 17 | 1'39.153 | 32.699 | 15.401 | 28.194 | 22.859 | 249.2 | 6 | 1'45.845 P | 32.760 | 15.260 | 28.815 | 29.010 | 250.9 |
| 18 | 1'38.972 | 32.576 | 15.308 | 28.318 | 22.770 | 249.6 | 7 | 6'49.258 | 5'37.930 | 16.831 | 30.176 | 24.321 | 237.7 |
| 19 | 1'38.851 | 32.518 | 15.297 | 28.271 | 22.765 | 250.8 | 8 | 1'41.130 | 33.256 | 15.741 | 29.033 | 23.100 | 246.5 |

Fastest Lap: Esteve RABAT Marc VDS Racing Tea SPA **1'37.311** 31.955 15.036 27.767 22.553

These data/results cannot be reproduced, stored and/or transmitted in whole or in part by any manner of electronic, mechanical, photocopying, recording, broadcasting or otherwise now known or herein after developed without the previous express consent by the copyright owner, except for reproduction in daily press and regular printed publications on sale to the public within 60 days of the event related to those data/results and always provided that copyright symbol appears together as follows below.
© DORNA, 2014



Qualifying

Moto2

| Lap | Lap Time | T1 | T2 | T3 | T4 | Speed | Lap | Lap Time | T1 | T2 | T3 | T4 | Speed |
|-------------|-----------------|---------------|---------------|--------------|----------------------|-------|-------------|-----------------|------------------|---------------|--------------|---------------------|-------|
| 9 | 1'40.001 | 32.947 | 15.384 | 28.725 | 22.945 | 245.6 | 4 | 1'43.738 | 35.720 | 15.442 | 28.731 | 23.845 | 252.6 |
| 10 | 1'50.258 P | 33.009 | 15.836 | 31.786 | 29.627 | 245.7 | 5 | 1'39.851 | 32.561 | 15.222 | 28.825 | 23.243 | 252.0 |
| 11 | 6'14.126 | 5'06.296 | 15.964 | 29.037 | 22.829 | 247.9 | 6 | 1'40.128 | 33.139 | 15.260 | 28.575 | 23.154 | 251.0 |
| 12 | 1'38.992 | 32.755 | 15.234 | 28.387 | 22.616 | 249.5 | 7 | 1'40.176 | 32.785 | 15.295 | 29.011 | 23.085 | 249.6 |
| 13 | 1'44.657 | 32.626 | 15.201 | 33.366 | 23.464 | 248.9 | 8 | 1'41.813 | 34.756 | 15.311 | 28.673 | 23.073 | 252.4 |
| 14 | 1'39.103 | 32.703 | 15.231 | 28.491 | 22.678 | 249.4 | 9 | 1'39.368 | 32.643 | 15.233 | 28.495 | 22.997 | 250.8 |
| 15 | 1'39.348 | 32.726 | 15.308 | 28.621 | 22.693 | 249.8 | 10 | 1'39.691 | 32.713 | 15.318 | 28.555 | 23.105 | 248.9 |
| 16 | 1'39.261 | 32.809 | 15.198 | 28.608 | 22.646 | 249.8 | 11 | 2'06.275 P | 32.748 | 15.289 | 28.585 | 49.653 | 249.8 |
| 17 | 1'39.596 | 32.817 | 15.289 | 28.617 | 22.873 | 250.9 | 12 | 6'31.773 | 5'23.306 | 15.807 | 29.038 | 23.622 | 246.8 |
| 18 | 2'23.617 | 39.751 | 17.281 | 44.366 | 42.219 | 220.8 | 13 | 1'46.295 | 38.734 | 15.383 | 28.779 | 23.399 | 250.6 |
| 19 | 2'06.456 | 40.377 | 16.168 | 40.789 | 29.122 | 244.8 | 14 | 1'39.912 | 32.840 | 15.304 | 28.656 | 23.112 | 249.8 |
| 27th | 2 | Josh HERRIN | | | AirAsia Caterham | USA | 15 | 1'53.009 | 45.445 | 15.380 | 28.797 | 23.387 | 250.9 |
| | | Runs=3 | Total laps=20 | Full laps=15 | | | 16 | 1'40.728 | 33.426 | 15.451 | 28.700 | 23.151 | 248.9 |
| 1 | 1'49.669 | 37.998 | 17.129 | 30.473 | 24.069 | 248.7 | 17 | 1'40.393 | 33.007 | 15.568 | 28.630 | 23.188 | 250.2 |
| 2 | 1'47.031 | 38.319 | 15.768 | 29.068 | 23.876 | 245.2 | 18 | 1'40.279 | 32.866 | 15.334 | 28.867 | 23.212 | 250.1 |
| 3 | 1'40.554 | 33.433 | 15.220 | 28.823 | 23.078 | 254.7 | 19 | 1'41.590 | 33.283 | 15.787 | 28.951 | 23.569 | 249.4 |
| 4 | 1'50.905 | 38.513 | 17.368 | 30.881 | 24.143 | 225.3 | 20 | 1'40.870 | 33.615 | 15.391 | 28.714 | 23.150 | 251.3 |
| 5 | 1'39.492 | 32.944 | 15.279 | 28.464 | 22.805 | 256.4 | 21 | 1'39.962 | 32.959 | 15.411 | 28.560 | 23.032 | 251.1 |
| 6 | 1'41.610 | 33.343 | 15.745 | 28.961 | 23.561 | 250.0 | 22 | 1'39.929 | 32.963 | 15.284 | 28.723 | 22.959 | 252.3 |
| 7 | 1'41.196 | 32.820 | 16.314 | 28.940 | 23.122 | 213.0 | 23 | 1'50.377 | 42.824 | 15.456 | 28.876 | 23.221 | 248.6 |
| 8 | 1'39.316 | 32.696 | 15.195 | 28.409 | 23.016 | 253.7 | 24 | 1'41.534 | 33.201 | 15.441 | 29.506 | 23.386 | 248.9 |
| 9 | 1'46.349 P | 33.116 | 16.001 | 29.576 | 27.656 | 248.9 | 30th | 45 | Tetsuta NAGASHIM | | | Teluru Team JiR Web | JPN |
| 10 | 9'26.395 | 8'10.417 | 16.907 | 33.272 | 25.799 | 237.5 | | | Runs=2 | Total laps=23 | Full laps=20 | | |
| 11 | 1'42.616 | 33.488 | 15.665 | 30.166 | 23.297 | 247.7 | 1 | 2'00.209 | 50.659 | 16.355 | 29.192 | 24.003 | 242.3 |
| 12 | 1'40.482 | 32.661 | 15.373 | 29.429 | 23.019 | 250.0 | 2 | 1'41.456 | 33.495 | 15.704 | 28.654 | 23.603 | 246.7 |
| 13 | 1'39.479 | 32.641 | 15.315 | 28.480 | 23.043 | 251.2 | 3 | 1'41.238 | 33.397 | 15.423 | 28.805 | 23.613 | 248.2 |
| 14 | 1'39.761 | 32.660 | 15.341 | 28.723 | 23.037 | 249.7 | 4 | 1'40.650 | 33.006 | 15.527 | 28.630 | 23.487 | 246.2 |
| 15 | 1'50.629 P | 35.175 | 15.596 | 29.043 | 30.815 | 245.0 | 5 | 1'41.008 | 33.587 | 15.400 | 28.748 | 23.273 | 247.7 |
| 16 | 4'45.898 | 3'26.916 | 23.364 | 31.386 | 24.232 | 127.9 | 6 | 1'40.502 | 33.034 | 15.439 | 28.623 | 23.406 | 248.7 |
| 17 | 1'43.365 | 34.599 | 15.543 | 29.376 | 23.847 | 248.7 | 7 | 1'43.774 | 35.691 | 15.890 | 28.858 | 23.335 | 241.9 |
| 18 | 1'46.513 | 32.592 | 15.335 | 33.307 | 25.279 | 250.8 | 8 | 1'40.453 | 32.975 | 15.362 | 28.582 | 23.534 | 250.6 |
| 19 | 1'39.091 | 32.584 | 15.203 | 28.365 | 22.939 | 253.5 | 9 | 1'39.956 | 33.122 | 15.281 | 28.467 | 23.086 | 250.6 |
| 20 | 1'39.670 | 32.549 | 15.278 | 28.524 | 23.319 | 249.7 | 10 | 1'51.941 P | 35.572 | 16.533 | 30.697 | 29.139 | 239.6 |
| 28th | 55 | Hafiz SYAHRIN | | | Petronas Raceline Ma | MAL | 11 | 6'57.413 | 5'46.619 | 16.435 | 30.256 | 24.103 | 242.2 |
| | | Runs=4 | Total laps=20 | Full laps=13 | | | 12 | 1'50.810 | 34.754 | 16.257 | 34.519 | 25.280 | 241.9 |
| 1 | 1'48.693 | 37.927 | 16.579 | 30.197 | 23.990 | 248.0 | 13 | 1'44.197 | 36.499 | 15.578 | 28.876 | 23.244 | 246.6 |
| 2 | 1'40.109 | 33.058 | 15.266 | 28.788 | 22.997 | 254.2 | 14 | 1'41.313 | 33.272 | 15.489 | 29.216 | 23.336 | 245.1 |
| 3 | 1'39.138 | 32.740 | 15.225 | 28.211 | 22.962 | 253.8 | 15 | 1'49.975 | 36.875 | 15.770 | 33.241 | 24.089 | 246.8 |
| 4 | 1'53.504 P | 36.161 | 16.014 | 30.575 | 30.754 | 246.8 | 16 | 1'40.174 | 32.843 | 15.446 | 28.708 | 23.177 | 245.7 |
| 5 | 5'12.246 | 3'55.628 | 15.977 | 36.850 | 23.791 | 248.8 | 17 | 1'40.330 | 32.868 | 15.424 | 28.749 | 23.289 | 246.0 |
| 6 | 1'54.489 | 37.197 | 19.319 | 33.569 | 24.404 | 205.4 | 18 | 2'00.785 | 38.854 | 17.787 | 40.792 | 23.352 | 209.4 |
| 7 | 1'43.304 | 36.306 | 15.442 | 28.542 | 23.014 | 251.6 | 19 | 1'39.695 | 32.790 | 15.374 | 28.514 | 23.017 | 247.8 |
| 8 | 1'40.780 | 33.007 | 15.329 | 28.714 | 23.730 | 251.9 | 20 | 1'39.419 | 32.558 | 15.301 | 28.495 | 23.065 | 248.2 |
| 9 | 1'39.314 | 32.735 | 15.199 | 28.397 | 22.983 | 255.0 | 21 | 1'54.017 | 32.715 | 15.347 | 42.722 | 23.233 | 248.1 |
| 10 | 1'57.247 P | 35.688 | 16.722 | 33.053 | 31.784 | 248.1 | 22 | 1'40.769 | 33.011 | 15.629 | 28.815 | 23.314 | 245.2 |
| 11 | 6'46.169 | 5'26.045 | 17.638 | 38.769 | 23.717 | 234.7 | 23 | 1'41.180 | 32.836 | 15.500 | 29.183 | 23.661 | 246.0 |
| 12 | 1'40.992 | 33.022 | 15.389 | 28.599 | 23.982 | 251.8 | 31st | 70 | Robin MULHAUSER | | | Technomag carXpert | SWI |
| 13 | 1'39.688 | 32.739 | 15.199 | 28.752 | 22.998 | 251.3 | | | Runs=3 | Total laps=19 | Full laps=15 | | |
| 14 | 2'04.038 P | 41.469 | 19.279 | 35.374 | 27.916 | 193.2 | 1 | 1'59.866 P | 40.444 | 17.600 | 32.931 | 28.891 | 239.0 |
| 15 | 3'51.562 | 2'35.575 | 17.300 | 35.344 | 23.343 | 239.8 | 2 | 4'59.613 | 3'46.147 | 16.911 | 32.238 | 24.317 | 240.3 |
| 16 | 1'45.804 | 33.640 | 18.069 | 31.042 | 23.053 | 180.5 | 3 | 1'42.593 | 33.803 | 15.872 | 29.203 | 23.715 | 247.9 |
| 17 | 1'39.322 | 32.707 | 15.253 | 28.388 | 22.974 | 253.2 | 4 | 1'41.164 | 33.388 | 15.895 | 28.674 | 23.207 | 249.4 |
| 18 | 1'41.671 | 35.045 | 15.296 | 28.492 | 22.838 | 253.6 | 5 | 1'40.142 | 32.793 | 15.577 | 28.461 | 23.311 | 249.7 |
| 19 | 1'39.851 | 32.753 | 15.331 | 28.475 | 23.292 | 252.8 | 6 | 1'40.327 | 32.896 | 15.547 | 28.600 | 23.284 | 249.8 |
| 20 | 1'45.837 | 33.223 | 17.147 | 32.225 | 23.242 | 248.3 | 7 | 1'39.969 | 32.678 | 15.558 | 28.600 | 23.133 | 248.3 |
| 29th | 25 | Azlan SHAH | | | IDEMITSU Honda Tea | MAL | 8 | 1'40.193 | 32.710 | 15.574 | 28.632 | 23.277 | 247.8 |
| | | Runs=3 | Total laps=24 | Full laps=22 | | | 9 | 1'40.629 | 32.864 | 15.597 | 28.629 | 23.539 | 247.9 |
| 1 | 1'51.078 | 38.186 | 17.346 | 30.698 | 24.848 | 243.3 | 10 | 1'50.332 P | 34.932 | 17.127 | 30.415 | 27.858 | 230.2 |
| 2 | 1'41.643 | 33.730 | 15.747 | 28.748 | 23.418 | 249.3 | 11 | 6'55.419 | 5'42.111 | 16.632 | 32.671 | 24.005 | 240.6 |
| 3 | 1'40.921 | 33.276 | 15.511 | 28.624 | 23.510 | 249.7 | 12 | 1'40.500 | 33.009 | 15.503 | 28.713 | 23.275 | 249.7 |
| | | | | | | | 13 | 1'39.859 | 32.696 | 15.522 | 28.442 | 23.199 | 249.1 |

Fastest Lap: Esteve RABAT Marc VDS Racing Tea SPA **1'37.311** 31.955 15.036 27.767 22.553

These data/results cannot be reproduced, stored and/or transmitted in whole or in part by any manner of electronic, mechanical, photocopying, recording, broadcasting or otherwise now known or herein after developed without the previous express consent by the copyright owner, except for reproduction in daily press and regular printed publications on sale to the public within 60 days of the event related to those data/results and always provided that copyright symbol appears together as follows below.
© DORNA, 2014



Qualifying

Moto2

| Lap | Lap Time | T1 | T2 | T3 | T4 | Speed | Lap | Lap Time | T1 | T2 | T3 | T4 | Speed |
|-----|-----------------|--------|--------|--------|--------|-------|-----|-------------------|----------|--------|--------|--------|-------|
| 14 | 1'39.973 | 32.822 | 15.419 | 28.526 | 23.206 | 250.4 | 9 | 1'41.125 | 33.028 | 15.547 | 28.851 | 23.699 | 250.2 |
| 15 | 1'39.747 | 32.680 | 15.383 | 28.412 | 23.272 | 249.3 | 10 | 1'51.335 P | 33.752 | 15.922 | 30.074 | 31.587 | 249.5 |
| 16 | 1'39.894 | 32.756 | 15.353 | 28.598 | 23.187 | 249.4 | 11 | 7'23.644 | 6'12.874 | 16.483 | 29.974 | 24.313 | 245.1 |
| 17 | 1'44.588 | 32.640 | 15.997 | 32.494 | 23.457 | 249.8 | 12 | 1'44.436 | 36.231 | 15.718 | 28.852 | 23.635 | 250.6 |
| 18 | 1'40.100 | 32.830 | 15.387 | 28.515 | 23.368 | 250.4 | 13 | 1'41.050 | 33.123 | 15.519 | 28.770 | 23.638 | 248.3 |
| 19 | 1'40.193 | 32.708 | 15.421 | 28.827 | 23.237 | 250.2 | 14 | 1'40.766 | 32.905 | 15.526 | 28.766 | 23.569 | 248.9 |

32nd 97 Roman RAMOS QMMF Racing Team SPA
Runs=3 Total laps=22 Full laps=17

| | | | | | | |
|----|-----------------|----------|--------|--------|--------|-------|
| 1 | 2'27.985 | 1'17.435 | 16.450 | 29.914 | 24.186 | 241.8 |
| 2 | 1'41.564 | 33.520 | 15.623 | 28.977 | 23.444 | 248.6 |
| 3 | 1'41.089 | 33.079 | 15.657 | 28.953 | 23.400 | 246.2 |
| 4 | 1'45.612 | 37.421 | 15.737 | 29.080 | 23.374 | 248.8 |
| 5 | 1'40.753 | 32.843 | 15.463 | 28.809 | 23.638 | 249.0 |
| 6 | 1'41.008 | 33.182 | 15.576 | 28.768 | 23.482 | 248.9 |
| 7 | 1'51.999 P | 37.268 | 15.880 | 29.064 | 29.787 | 244.7 |
| 8 | 4'54.713 | 3'42.034 | 17.094 | 31.564 | 24.021 | 239.3 |
| 9 | 1'41.184 | 33.108 | 15.601 | 29.259 | 23.216 | 247.9 |
| 10 | 1'39.766 | 32.704 | 15.442 | 28.588 | 23.032 | 250.2 |
| 11 | 1'39.831 | 32.695 | 15.457 | 28.646 | 23.033 | 249.8 |
| 12 | 1'40.596 | 32.953 | 15.544 | 28.659 | 23.440 | 250.0 |
| 13 | 1'46.374 | 37.870 | 15.685 | 29.192 | 23.627 | 249.9 |
| 14 | 1'40.077 | 32.919 | 15.414 | 28.696 | 23.048 | 251.6 |
| 15 | 1'48.220 P | 34.831 | 15.717 | 28.713 | 28.959 | 250.8 |
| 16 | 5'08.968 | 4'00.468 | 16.174 | 28.961 | 23.365 | 243.1 |
| 17 | 1'40.082 | 32.797 | 15.503 | 28.655 | 23.127 | 248.8 |
| 18 | 1'51.645 | 33.754 | 19.896 | 32.056 | 25.939 | 161.2 |
| 19 | 1'45.908 | 33.715 | 20.074 | 28.811 | 23.308 | 147.3 |
| 20 | 1'39.942 | 32.732 | 15.385 | 28.695 | 23.130 | 248.6 |
| 21 | 1'40.301 | 33.060 | 15.462 | 28.671 | 23.108 | 247.4 |
| 22 | 1'40.851 | 32.913 | 15.562 | 28.694 | 23.682 | 246.5 |

33rd 8 Gino REA AGT REA Racing GBR
Runs=4 Total laps=18 Full laps=12

| | | | | | | |
|----|-----------------|----------|--------|--------|--------|-------|
| 1 | 2'48.538 P | 1'29.952 | 17.485 | 32.749 | 28.352 | 240.1 |
| 2 | 5'23.277 | 4'12.937 | 16.488 | 29.978 | 23.874 | 247.8 |
| 3 | 1'44.248 | 34.774 | 16.372 | 29.344 | 23.758 | 241.2 |
| 4 | 1'45.395 | 34.562 | 16.040 | 30.603 | 24.190 | 247.5 |
| 5 | 1'39.971 | 32.802 | 15.455 | 28.515 | 23.199 | 253.5 |
| 6 | 1'51.863 | 35.048 | 16.167 | 32.272 | 28.376 | 241.8 |
| 7 | 1'40.065 | 32.779 | 15.418 | 28.582 | 23.286 | 252.2 |
| 8 | 1'47.009 P | 34.877 | 15.999 | 29.319 | 26.814 | 245.3 |
| 9 | 7'31.879 | 6'18.684 | 16.064 | 33.583 | 23.548 | 242.9 |
| 10 | 1'39.769 | 32.837 | 15.321 | 28.551 | 23.060 | 255.4 |
| 11 | 1'46.444 | 36.284 | 15.956 | 30.797 | 23.407 | 235.7 |
| 12 | 1'42.757 P | 32.903 | 15.463 | 28.850 | 25.541 | 253.0 |
| 13 | 5'03.980 | 3'54.264 | 16.133 | 29.730 | 23.853 | 245.7 |
| 14 | 1'53.061 | 37.791 | 20.078 | 31.275 | 23.917 | 163.0 |
| 15 | 1'53.057 | 35.185 | 15.935 | 30.004 | 31.933 | 243.6 |
| 16 | 1'41.005 | 33.756 | 15.481 | 28.358 | 23.410 | 247.0 |
| 17 | 1'43.622 | 32.508 | 15.278 | 28.324 | 27.512 | 251.9 |
| 18 | 1'39.937 | 33.024 | 15.333 | 28.442 | 23.138 | 252.3 |

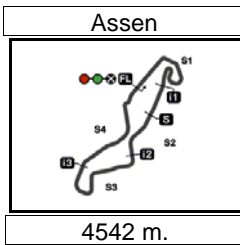
34th 10 Thitipong WAROKO APH PTT The Pizza S THA
Runs=2 Total laps=23 Full laps=20

| | | | | | | |
|---|-----------------|--------|--------|--------|--------|-------|
| 1 | 2'05.310 | 52.842 | 16.785 | 30.691 | 24.992 | 245.1 |
| 2 | 1'43.942 | 34.480 | 16.093 | 29.417 | 23.952 | 249.3 |
| 3 | 1'42.427 | 33.590 | 15.704 | 29.137 | 23.996 | 248.1 |
| 4 | 1'49.911 | 41.116 | 15.836 | 29.179 | 23.780 | 248.9 |
| 5 | 1'51.670 | 41.902 | 16.349 | 29.546 | 23.873 | 244.4 |
| 6 | 1'41.696 | 33.291 | 15.652 | 28.982 | 23.771 | 248.8 |
| 7 | 1'42.187 | 33.544 | 15.899 | 28.813 | 23.931 | 246.7 |
| 8 | 1'41.670 | 33.117 | 15.717 | 29.091 | 23.745 | 249.4 |

Fastest Lap: Esteve RABAT Marc VDS Racing Tea SPA **1'37.311** 31.955 15.036 27.767 22.553

These data/results cannot be reproduced, stored and/or transmitted in whole or in part by any manner of electronic, mechanical, photocopying, recording, broadcasting or otherwise now known or herein after developed without the previous express consent by the copyright owner, except for reproduction in daily press and regular printed publications on sale to the public within 60 days of the event related to those data/results and always provided that copyright symbol appears together as follows below.
© DORNA, 2014





IVECO DAILY TT ASSEN
Provisional Starting Grid

23

Race : 24 laps = 109.008 km



| | | | |
|---|---|---|---|
| 1 | 1 1'37.311 53 Esteve RABAT Kalex | 2 1'37.462 77 Dominique AEGERTER Suter | 3 1'37.674 22 Sam LOWES Speed Up |
| 2 | 4 1'37.699 36 Mika KALLIO Kalex | 5 1'37.876 30 Takaaki NAKAGAMI Kalex | 6 1'37.893 3 Simone CORSI Kalex |
| 3 | 7 1'37.921 5 Johann ZARCO Caterham Suter | 8 1'37.960 40 Maverick VIÑALES Kalex | 9 1'38.027 88 Ricard CARDUS Tech 3 |
| 4 | 10 1'38.043 19 Xavier SIMEON Suter | 11 1'38.129 60 Julian SIMON Kalex | 12 1'38.147 54 Mattia PASINI Kalex |
| 5 | 13 1'38.295 21 Franco MORBIDELLI Kalex | 14 1'38.306 11 Sandro CORTESE Kalex | 15 1'38.309 39 Luis SALOM Kalex |
| 6 | 16 1'38.358 23 Marcel SCHROTTER Tech 3 | 17 1'38.385 12 Thomas LUTHI Suter | 18 1'38.407 49 Axel PONS Kalex |
| 7 | 19 1'38.441 15 Alex DE ANGELIS Suter | 20 1'38.464 81 Jordi TORRES Suter | 21 1'38.546 94 Jonas FOLGER Kalex |
| 8 | 22 1'38.681 96 Louis ROSSI Kalex | 23 1'38.851 95 Anthony WEST Speed Up | 24 1'38.863 18 Nicolas TEROL Suter |

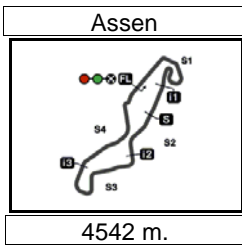
The results are provisional until the end of the limit for protest and appeals and until the ratification of the Event Management Committee.

Time limit for protest expires 60' at the latest after publication of the results - Mr. Time:

These data/results cannot be reproduced, stored and/or transmitted in whole or in part by any manner of electronic, mechanical, photocopying, recording, broadcasting or otherwise now known or herein after developed without the previous express consent by the copyright owner, except for reproduction in daily press and regular printed publications on sale to the public within 60 days of the event related to those data/results and always provided that copyright symbol appears together as follows below.

© DORNA, 2014





Results and timing service provided by TISSOT

Moto2

23

IVECO DAILY TT ASSEN Provisional Starting Grid

Race : 24 laps = 109.008 km

| | | | |
|----|--|---|---|
| 9 | 25 1'38.963 7 Lorenzo BALDASSARRI Suter | 26 1'38.992 4 Randy KRUMMENACHER Suter | 27 1'39.091 2 Josh HERRIN Caterham Suter |
| 10 | 28 1'39.138 55 Hafizh SYHRIN Kalex | 29 1'39.368 25 Azlan SHAH Kalex | 30 1'39.419 45 Tetsuta NAGASHIMA TSR |
| 11 | 31 1'39.747 70 Robin MULHAUSER Suter | 32 1'39.766 97 Roman RAMOS Speed Up | 33 1'39.769 8 Gino REA Suter |
| 12 | 34 1'40.652 10 Thitipong WAROKORN Kalex | | |

The results are provisional until the end of the limit for protest and appeals and until the ratification of the Event Management Committee.

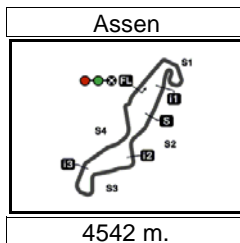
Time limit for protest expires 60' at the latest after publication of the results - Mr. Time:

These data/results cannot be reproduced, stored and/or transmitted in whole or in part by any manner of electronic, mechanical, photocopying, recording, broadcasting or otherwise now known or herein after developed without the previous express consent by the copyright owner, except for reproduction in daily press and regular printed publications on sale to the public within 60 days of the event related to those data/results and always provided that copyright symbol appears together as follows below.

© DORNA, 2014

Official MotoGP Timing by TISSOT
www.motogp.com





Results and timing service provided by **TISSOT**

Moto2

IVECO DAILY TT ASSEN

After the Qualifying

Event Best Maximum Speed



| <i>Rider</i> | <i>Nation Team</i> | <i>Motorcycle</i> | <i>Km/h</i> | |
|------------------------------|--------------------------------|-------------------|--------------|---------------------|
| 18 Nicolas TEROL | SPA Mapfre Aspar Team Moto2 | SUTER | 259.9 | Free Practice Nr. 1 |
| 12 Thomas LUTHI | SWI Interwetten Paddock Moto2 | SUTER | 259.9 | Free Practice Nr. 2 |
| 2 Josh HERRIN | USA AirAsia Caterham | ERHAM SUTER | 259.7 | Free Practice Nr. 1 |
| 11 Sandro CORTESE | GER Dynavolt Intact GP | KALEX | 259.6 | Free Practice Nr. 1 |
| 30 Takaaki NAKAGAMI | JPN IDEMITSU Honda Team Asia | KALEX | 259.4 | Free Practice Nr. 1 |
| 39 Luis SALOM | SPA Paginas Amarillas HP 40 | KALEX | 259.3 | Free Practice Nr. 2 |
| 8 Gino REA | GBR AGT REA Racing | SUTER | 258.8 | Free Practice Nr. 1 |
| 88 Ricard CARDUS | SPA Tech 3 | TECH 3 | 258.7 | Free Practice Nr. 1 |
| 96 Louis ROSSI | FRA SAG Team | KALEX | 258.5 | Free Practice Nr. 1 |
| 40 Maverick VIÑALES | SPA Paginas Amarillas HP 40 | KALEX | 257.5 | Free Practice Nr. 1 |
| 55 Hafizh SYAHRIN | MAL Petronas Raceline Malaysia | KALEX | 257.3 | Free Practice Nr. 2 |
| 53 Esteve RABAT | SPA Marc VDS Racing Team | KALEX | 257.2 | Free Practice Nr. 1 |
| 15 Alex DE ANGELIS | RSM Tasca Racing Moto2 | SUTER | 257.2 | Free Practice Nr. 1 |
| 36 Mika KALLIO | FIN Marc VDS Racing Team | KALEX | 256.8 | Free Practice Nr. 1 |
| 3 Simone CORSI | ITA NGM Forward Racing | KALEX | 256.7 | Free Practice Nr. 1 |
| 77 Dominique AEGERTER | SWI Technomag carXpert | SUTER | 256.6 | Free Practice Nr. 1 |
| 49 Axel PONS | SPA AGR Team | KALEX | 256.5 | Free Practice Nr. 1 |
| 54 Mattia PASINI | ITA NGM Forward Racing | KALEX | 256.2 | Free Practice Nr. 2 |
| 81 Jordi TORRES | SPA Mapfre Aspar Team Moto2 | SUTER | 256.2 | Free Practice Nr. 1 |
| 22 Sam LOWES | GBR Speed Up | SPEED UP | 256.0 | Free Practice Nr. 1 |
| 60 Julian SIMON | SPA Italtrans Racing Team | KALEX | 256.0 | Free Practice Nr. 1 |
| 19 Xavier SIMEON | BEL Federal Oil Gresini Moto2 | SUTER | 255.8 | Free Practice Nr. 1 |
| 4 Randy KRUMMENACHER | SWI Octo IodaRacing Team | SUTER | 255.7 | Free Practice Nr. 1 |
| 25 Azlan SHAH | MAL IDEMITSU Honda Team Asia | KALEX | 255.6 | Free Practice Nr. 2 |
| 21 Franco MORBIDELLI | ITA Italtrans Racing Team | KALEX | 255.5 | Free Practice Nr. 1 |
| 5 Johann ZARCO | FRA AirAsia Caterham | ERHAM SUTER | 255.5 | Free Practice Nr. 1 |
| 95 Anthony WEST | AUS QMMF Racing Team | SPEED UP | 255.2 | Free Practice Nr. 1 |
| 70 Robin MULHAUSER | SWI Technomag carXpert | SUTER | 255.1 | Free Practice Nr. 1 |
| 7 Lorenzo BALDASSARRI | ITA Gresini Moto2 | SUTER | 255.0 | Free Practice Nr. 1 |
| 97 Roman RAMOS | SPA QMMF Racing Team | SPEED UP | 254.6 | Free Practice Nr. 1 |
| 23 Marcel SCHROTTER | GER Tech 3 | TECH 3 | 254.4 | Free Practice Nr. 2 |
| 10 Thitipong WAROKORN | THA APH PTT The Pizza SAG | KALEX | 254.0 | Free Practice Nr. 1 |
| 94 Jonas FOLGER | GER AGR Team | KALEX | 253.8 | Free Practice Nr. 1 |
| 45 Tetsuta NAGASHIMA | JPN Teluru Team JiR Webike | TSR | 252.0 | Free Practice Nr. 1 |

These data/results cannot be reproduced, stored and/or transmitted in whole or in part by any manner of electronic, mechanical, photocopying, recording, broadcasting or otherwise now known or herein after developed without the previous express consent by the copyright owner, except for reproduction in daily press and regular printed publications on sale to the public within 60 days of the event related to those data/results and always provided that copyright symbol appears together as follows below.

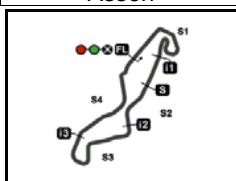
© DORNA, 2014

Official MotoGP Timing by **TISSOT**
www.motogp.com



Assen, Friday, June 27, 2014

Assen



4542 m.

Results and timing service provided by TISSOT

IVECO DAILY TT ASSEN

Qualifying

Best Partial Times

Moto2

IT Ideal Lap Time, sum of the best partial times

BT Best Lap Time


| T1 | | T2 | | T3 | | T4 | | | | IT | | BT | |
|-----|---------------|---------------|--------------|---------------|--------------|---------------|---------------|---------------|-----|--------------|----------|----------|------|
| Pos | Rider | Time | Rider | Time | Rider | Time | Rider | Time | Pos | Rider | IT | BT | |
| 1 | E.RABAT | 31.936 | X.SIMEON | 14.950 | E.RABAT | 27.767 | D.AEGERTER | 22.359 | 1 | E.RABAT | 1'37.184 | 1'37.311 | (1) |
| 2 | D.AEGERTER | 31.982 | S.LOWES | 14.987 | D.AEGERTER | 27.877 | M.KALLIO | 22.397 | 2 | D.AEGERTER | 1'37.246 | 1'37.462 | (2) |
| 3 | S.LOWES | 32.071 | R.CARDUS | 15.008 | M.KALLIO | 27.911 | X.SIMEON | 22.407 | 3 | M.KALLIO | 1'37.455 | 1'37.699 | (4) |
| 4 | M.KALLIO | 32.133 | E.RABAT | 15.012 | R.CARDUS | 27.960 | M.PASINI | 22.456 | 4 | S.LOWES | 1'37.558 | 1'37.674 | (3) |
| 5 | T.NAKAGAMI | 32.136 | M.KALLIO | 15.014 | T.NAKAGAMI | 27.961 | E.RABAT | 22.469 | 5 | T.NAKAGAMI | 1'37.766 | 1'37.876 | (5) |
| 6 | J.ZARCO | 32.138 | M.VIÑALES | 15.014 | S.CORTESE | 27.980 | A.DE ANGELIS | 22.495 | 6 | M.VIÑALES | 1'37.767 | 1'37.960 | (8) |
| 7 | T.LUTHI | 32.139 | S.CORSI | 15.023 | S.LOWES | 27.985 | S.LOWES | 22.515 | 7 | J.ZARCO | 1'37.781 | 1'37.921 | (7) |
| 8 | M.VIÑALES | 32.139 | D.AEGERTER | 15.028 | M.VIÑALES | 27.992 | T.NAKAGAMI | 22.518 | 8 | X.SIMEON | 1'37.840 | 1'38.043 | (10) |
| 9 | J.FOLGER | 32.179 | N.TEROL | 15.055 | J.ZARCO | 28.005 | S.CORSI | 22.526 | 9 | R.CARDUS | 1'37.850 | 1'38.027 | (9) |
| 10 | J.SIMON | 32.194 | S.CORTESE | 15.056 | M.PASINI | 28.006 | J.TORRES | 22.543 | 10 | S.CORSI | 1'37.876 | 1'37.893 | (6) |
| 11 | S.CORTESE | 32.239 | J.ZARCO | 15.065 | A.DE ANGELIS | 28.059 | F.MORBIDELLI | 22.557 | 11 | M.PASINI | 1'37.877 | 1'38.147 | (12) |
| 12 | S.CORSI | 32.250 | F.MORBIDELLI | 15.070 | M.SCHROTTER | 28.062 | J.ZARCO | 22.573 | 12 | S.CORTESE | 1'37.914 | 1'38.306 | (14) |
| 13 | R.CARDUS | 32.306 | J.TORRES | 15.078 | F.MORBIDELLI | 28.069 | R.CARDUS | 22.576 | 13 | T.LUTHI | 1'37.938 | 1'38.385 | (17) |
| 14 | F.MORBIDELLI | 32.308 | A.PONS | 15.080 | J.SIMON | 28.072 | L.SALOM | 22.593 | 14 | F.MORBIDELLI | 1'38.004 | 1'38.295 | (13) |
| 15 | M.PASINI | 32.326 | L.SALOM | 15.081 | S.CORSI | 28.077 | J.SIMON | 22.606 | 15 | J.SIMON | 1'38.012 | 1'38.129 | (11) |
| 16 | A.PONS | 32.337 | T.LUTHI | 15.084 | T.LUTHI | 28.093 | R.KRUMMENAC | 22.616 | 16 | L.SALOM | 1'38.183 | 1'38.309 | (15) |
| 17 | L.SALOM | 32.342 | M.PASINI | 15.089 | X.SIMEON | 28.126 | T.LUTHI | 22.622 | 17 | J.TORRES | 1'38.186 | 1'38.464 | (20) |
| 18 | X.SIMEON | 32.357 | J.SIMON | 15.140 | J.FOLGER | 28.165 | M.VIÑALES | 22.622 | 18 | A.DE ANGELIS | 1'38.285 | 1'38.441 | (19) |
| 19 | J.TORRES | 32.367 | A.DE ANGELIS | 15.143 | L.SALOM | 28.167 | S.CORTESE | 22.639 | 19 | A.PONS | 1'38.293 | 1'38.407 | (18) |
| 20 | M.SCHROTTER | 32.384 | T.NAKAGAMI | 15.151 | L.ROSSI | 28.193 | A.PONS | 22.670 | 20 | M.SCHROTTE | 1'38.316 | 1'38.358 | (16) |
| 21 | L.BALDASSARRI | 32.473 | L.ROSSI | 15.152 | A.WEST | 28.194 | N.TEROL | 22.684 | 21 | J.FOLGER | 1'38.399 | 1'38.546 | (21) |
| 22 | G.REA | 32.508 | M.SCHROTTER | 15.170 | J.TORRES | 28.198 | M.SCHROTTER | 22.700 | 22 | N.TEROL | 1'38.672 | 1'38.863 | (24) |
| 23 | L.ROSSI | 32.510 | R.KRUMMENAC | 15.181 | A.PONS | 28.206 | L.BALDASSARRI | 22.745 | 23 | L.ROSSI | 1'38.680 | 1'38.681 | (22) |
| 24 | A.WEST | 32.518 | J.HERRIN | 15.195 | H.SYHRIN | 28.211 | A.WEST | 22.765 | 24 | L.BALDASSAR | 1'38.711 | 1'38.963 | (25) |

These data/results cannot be reproduced, stored and/or transmitted in whole or in part by any manner of electronic, mechanical, photocopying, recording, broadcasting or otherwise now known or herein after developed without the previous express consent by the copyright owner, except for reproduction in daily press and regular printed publications on sale to the public within 60 days of the event related to those data/results and always provided that copyright symbol appears together as follows below.
© DORNA, 2014

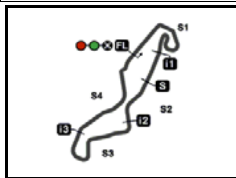
Official MotoGP Timing by TISSOT
www.motogp.com



Assen

Results and timing service provided by  TISSOT

Moto2



4542 m.

IVECO DAILY TT ASSEN

Qualifying

Best Partial Times

IT Ideal Lap Time, sum of the best partial times*BT* Best Lap Time


| <i>T1</i> | | <i>T2</i> | | <i>T3</i> | | <i>T4</i> | | | | <i>IT</i> | <i>BT</i> | |
|------------|--------------------|---------------|----------------------|---------------|--------------------|---------------|--------------------|---------------|------------|--------------------|-----------|---------------|
| <i>Pos</i> | <i>Rider</i> | <i>Time</i> | <i>Rider</i> | <i>Time</i> | <i>Rider</i> | <i>Time</i> | <i>Rider</i> | <i>Time</i> | <i>Pos</i> | <i>Rider</i> | | |
| 25 | J.HERRIN | 32.549 | H.SYHRIN | 15.199 | L.BALDASSARRI | 28.286 | J.HERRIN | 22.805 | 25 | A.WEST | 1'38.722 | 1'38.851 (23) |
| 26 | T.NAGASHIMA | 32.558 | L.BALDASSARRI | 15.207 | G.REA | 28.324 | J.FOLGER | 22.806 | 26 | R.KRUMMENA | 1'38.762 | 1'38.992 (26) |
| 27 | A.SHAH | 32.561 | A.SHAH | 15.222 | R.KRUMMENAC | 28.339 | L.ROSSI | 22.825 | 27 | J.HERRIN | 1'38.914 | 1'39.091 (27) |
| 28 | N.TEROL | 32.584 | A.WEST | 15.245 | N.TEROL | 28.349 | H.SYHRIN | 22.838 | 28 | H.SYHRIN | 1'38.955 | 1'39.138 (28) |
| 29 | A.DE ANGELIS | 32.588 | J.FOLGER | 15.249 | J.HERRIN | 28.365 | A.SHAH | 22.959 | 29 | G.REA | 1'39.170 | 1'39.769 (33) |
| 30 | R.KRUMMENAC | 32.626 | G.REA | 15.278 | R.MULHAUSER | 28.412 | T.NAGASHIMA | 23.017 | 30 | A.SHAH | 1'39.237 | 1'39.368 (29) |
| 31 | R.MULHAUSER | 32.640 | T.NAGASHIMA | 15.281 | T.NAGASHIMA | 28.467 | R.RAMOS | 23.032 | 31 | T.NAGASHIMA | 1'39.323 | 1'39.419 (30) |
| 32 | R.RAMOS | 32.695 | R.MULHAUSER | 15.353 | A.SHAH | 28.495 | G.REA | 23.060 | 32 | R.MULHAUSE | 1'39.538 | 1'39.747 (31) |
| 33 | H.SYHRIN | 32.707 | R.RAMOS | 15.385 | R.RAMOS | 28.588 | R.MULHAUSER | 23.133 | 33 | R.RAMOS | 1'39.700 | 1'39.766 (32) |
| 34 | T.WAROKORN | 32.871 | T.WAROKORN | 15.466 | T.WAROKORN | 28.738 | T.WAROKORN | 23.493 | 34 | T.WAROKORN | 1'40.568 | 1'40.652 (34) |

These data/results cannot be reproduced, stored and/or transmitted in whole or in part by any manner of electronic, mechanical, photocopying, recording, broadcasting or otherwise now known or herein after developed without the previous express consent by the copyright owner, except for reproduction in daily press and regular printed publications on sale to the public within 60 days of the event related to those data/results and always provided that copyright symbol appears together as follows below.
© DORNA, 2014

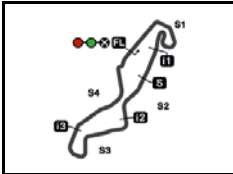
Official MotoGP Timing by **TISSOT**
www.motogp.com



Assen

Results and timing service provided by 

Moto2




4542 m.

IVECO DAILY TT ASSEN

Qualifying

Fastest Laps Sequence

| <i>Practice Time</i> |  <i>Rider</i> | <i>Nation</i> | <i>Motorcycle</i> | <i>Time</i> | <i>Km/h</i> | <i>Rider's Lap</i> |
|----------------------|--|---------------|-------------------|-----------------|-------------|--------------------|
| 3'27.921 | 77 Dominique AEGERTER | SWI | SUTER | 1'40.317 | 162.9 | 2 |
| 3'28.458 | 5 Johann ZARCO | FRA | CATERHAM SUTER | 1'39.981 | 163.5 | 2 |
| 3'47.223 | 12 Thomas LUTHI | SWI | SUTER | 1'39.492 | 164.3 | 2 |
| 4'26.585 | 94 Jonas FOLGER | GER | KALEX | 1'39.354 | 164.5 | 2 |
| 5'06.594 | 77 Dominique AEGERTER | SWI | SUTER | 1'38.673 | 165.7 | 3 |
| 5'07.129 | 5 Johann ZARCO | FRA | CATERHAM SUTER | 1'38.671 | 165.7 | 3 |
| 5'25.850 | 12 Thomas LUTHI | SWI | SUTER | 1'38.627 | 165.7 | 3 |
| 6'19.213 | 22 Sam LOWES | GBR | SPEED UP | 1'38.470 | 166.0 | 3 |
| 6'45.518 | 5 Johann ZARCO | FRA | CATERHAM SUTER | 1'38.389 | 166.1 | 4 |
| 7'57.347 | 22 Sam LOWES | GBR | SPEED UP | 1'38.134 | 166.6 | 4 |
| 10'01.248 | 77 Dominique AEGERTER | SWI | SUTER | 1'37.958 | 166.9 | 6 |
| 10'25.256 | 36 Mika KALLIO | FIN | KALEX | 1'37.913 | 166.9 | 3 |
| 28'58.316 | 53 Esteve RABAT | SPA | KALEX | 1'37.900 | 167.0 | 14 |
| 28'58.893 | 77 Dominique AEGERTER | SWI | SUTER | 1'37.744 | 167.2 | 14 |
| 30'36.403 | 77 Dominique AEGERTER | SWI | SUTER | 1'37.510 | 167.6 | 15 |
| 42'19.967 | 53 Esteve RABAT | SPA | KALEX | 1'37.311 | 168.0 | 21 |

These data/results cannot be reproduced, stored and/or transmitted in whole or in part by any manner of electronic, mechanical, photocopying, recording, broadcasting or otherwise now known or herein after developed without the previous express consent by the copyright owner, except for reproduction in daily press and regular printed publications on sale to the public within 60 days of the event related to those data/results and always provided that copyright symbol appears together as follows below.

© DORNA, 2014

Official MotoGP Timing by TISSOT
www.motogp.com

Assen, Friday, June 27, 2014

