


Assen

Results and timing service provided by 

Moto3



4542 m.

IVECO DAILY TT ASSEN

Qualifying
Classification

20A



	<i>Rider</i>	<i>Nation</i>	<i>Team</i>	<i>Motorcycle</i>	<i>Time</i>	<i>Lap Total</i>	<i>Gap</i>	<i>Top Speed</i>
1	8 Jack MILLER	AUS	Red Bull KTM Ajo	KTM	1'42.240	14 16		213.8
2	12 Alex MARQUEZ	SPA	Estrella Galicia 0,0	HONDA	1'42.356	5 16	0.116 0.116	215.3
3	31 Niklas AJO	FIN	Avant Tecno Husqvarna Ajo	HUSQVARNA	1'42.430	14 15	0.190 0.074	211.0
4	10 Alexis MASBOU	FRA	Ongetta-Rivacold	HONDA	1'42.458	15 16	0.218 0.028	215.4
5	23 Niccolò ANTONELLI	ITA	Junior Team GO&FUN Moto3	KTM	1'42.515	16 18	0.275 0.057	215.3
6	42 Alex RINS	SPA	Estrella Galicia 0,0	HONDA	1'42.564	16 16	0.324 0.049	212.3
7	32 Isaac VIÑALES	SPA	Calvo Team	KTM	1'42.579	13 13	0.339 0.015	215.1
8	98 Karel HANIKA	CZE	Red Bull KTM Ajo	KTM	1'42.582	6 15	0.342 0.003	213.6
9	5 Romano FENATI	ITA	SKY Racing Team VR46	KTM	1'42.594	4 16	0.354 0.012	217.2
10	17 John MCPHEE	GBR	SaxoPrint-RTG	HONDA	1'42.730	12 13	0.490 0.136	219.3
11	52 Danny KENT	GBR	Red Bull Husqvarna Ajo	HUSQVARNA	1'42.820	17 17	0.580 0.090	212.3
12	33 Enea BASTIANINI	ITA	Junior Team GO&FUN Moto3	KTM	1'42.822	14 14	0.582 0.002	216.0
13	44 Miguel OLIVEIRA	POR	Mahindra Racing	MAHINDRA	1'42.872	6 16	0.632 0.050	214.0
14	84 Jakub KORNFEIL	CZE	Calvo Team	KTM	1'42.914	17 18	0.674 0.042	215.0
15	7 Efen VAZQUEZ	SPA	SaxoPrint-RTG	HONDA	1'42.948	8 13	0.708 0.034	215.1
16	41 Brad BINDER	RSA	Ambrogio Racing	MAHINDRA	1'43.058	12 14	0.818 0.110	213.1
17	13 Jasper IWEMA	NED	KRP Abbink Racing	FTR KTM	1'43.108	13 15	0.868 0.050	218.4
18	61 Arthur SISSIS	AUS	Mahindra Racing	MAHINDRA	1'43.176	14 17	0.936 0.068	217.0
19	21 Francesco BAGNAIA	ITA	SKY Racing Team VR46	KTM	1'43.339	17 19	1.099 0.163	213.2
20	58 Juanfran GUEVARA	SPA	Mapfre Aspar Team Moto3	KALEX KTM	1'43.393	17 17	1.153 0.054	217.4
21	9 Scott DEROUÉ	NED	RW Racing GP	KALEX KTM	1'43.397	17 17	1.157 0.004	214.3
22	55 Andrea LOCATELLI	ITA	San Carlo Team Italia	MAHINDRA	1'43.468	6 15	1.228 0.071	211.3
23	38 Hafiq AZMI	MAL	SIC-AJO	KTM	1'43.552	15 16	1.312 0.084	215.2
24	3 Matteo FERRARI	ITA	San Carlo Team Italia	MAHINDRA	1'43.629	12 16	1.389 0.077	212.0
25	65 Philipp OETTL	GER	Interwetten Paddock Moto3	KALEX KTM	1'43.680	13 16	1.440 0.051	211.3
26	57 Eric GRANADO	BRA	Calvo Team	KTM	1'43.691	15 16	1.451 0.011	212.7
27	63 Zulfahmi KHAIRUDDIN	MAL	Ongetta-AirAsia	HONDA	1'43.794	12 12	1.554 0.103	215.8
28	19 Alessandro TONUCCI	ITA	CIP	MAHINDRA	1'43.810	4 18	1.570 0.016	216.7
29	51 Bryan SCHOUTEN	NED	CIP	MAHINDRA	1'43.827	13 17	1.587 0.017	212.5
30	11 Livio LOI	BEL	Marc VDS Racing Team	KALEX KTM	1'43.851	20 21	1.611 0.024	216.2
31	43 Luca GRÜN WALD	GER	Kiefer Racing	KALEX KTM	1'43.982	16 17	1.742 0.131	215.1
32	95 Jules DANILO	FRA	Ambrogio Racing	MAHINDRA	1'44.514	4 15	2.274 0.532	214.3
33	22 Ana CARRASCO	SPA	RW Racing GP	KALEX KTM	1'45.077	16 18	2.837 0.563	212.1
34	71 Thomas VAN LEEUWEN	NED	71Workx.com Racing Team	KALEX KTM	1'45.138	4 14	2.898 0.061	207.6
35	4 Gabriel RAMOS	VEN	Kiefer Racing	KALEX KTM	1'45.943	6 19	3.703 0.805	210.6

Practice condition: Dry

Air: 18°

Humidity: 72%

Ground: 22°

Fastest Lap:	Lap: 14	Jack MILLER	1'42.240	159.9 Km/h
Circuit Record Lap:	2013	Miguel OLIVEIRA	1'43.414	158.1 Km/h
Circuit Best Lap:	2014	Jack MILLER	1'42.240	159.9 Km/h

The results are provisional until the end of the limit for protest and appeals.

Time limit for protest expires 30' after publication of the results - Mr. Time:

These data/results cannot be reproduced, stored and/or transmitted in whole or in part by any manner of electronic, mechanical, photocopying, recording, broadcasting or otherwise now known or herein after developed without the previous express consent by the copyright owner, except for reproduction in daily press and regular printed publications on sale to the public within 60 days of the event related to those data/results and always provided that copyright symbol appears together as follows below.


© DORNA, 2014

Official MotoGP Timing by TISSOT
www.motogp.com

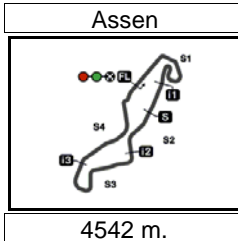
Assen, Friday, June 27, 2014



Assen

Results and timing service provided by  TISSOT

Moto3



IVECO DAILY TT ASSEN

Qualifying

Top Speed & Average

21A



Rider	Nation	Motorcycle	Top 5 speeds					Average	Top
17 John MCPHEE	GBR	HONDA	219.3	215.8	214.7	214.3	214.2	215.7	219.3
13 Jasper IWEMA	NED	FTR KTM	218.4	216.0	215.4	214.8	213.3	215.6	218.4
58 Juanfran GUEVARA	SPA	KALEX KTM	217.4	216.6	214.9	213.6	213.1	215.1	217.4
5 Romano FENATI	ITA	KTM	217.2	213.9	211.8	211.3	210.6	213.0	217.2
61 Arthur SISSIS	AUS	MAHINDRA	217.0	213.2	213.0	212.3	210.8	213.3	217.0
19 Alessandro TONUCCI	ITA	MAHINDRA	216.7	214.8	214.8	213.4	213.0	214.5	216.7
11 Livio LOI	BEL	KALEX KTM	216.2	213.7	213.4	213.3	213.1	213.9	216.2
33 Enea BASTIANINI	ITA	KTM	216.0	214.9	214.3	212.5	212.2	214.0	216.0
63 Zufahmi KHAIRUDDIN	MAL	HONDA	215.8	212.6	212.5	211.8	211.3	212.8	215.8
10 Alexis MASBOU	FRA	HONDA	215.4	213.3	212.8	212.5	212.5	213.3	215.4
12 Alex MARQUEZ	SPA	HONDA	215.3	215.0	214.7	212.3	211.3	213.7	215.3
23 Niccolò ANTONELLI	ITA	KTM	215.3	214.9	213.7	213.7	213.2	214.0	215.3
38 Hafiq AZMI	MAL	KTM	215.2	214.9	214.3	214.2	213.0	214.3	215.2
7 Efen VAZQUEZ	SPA	HONDA	215.1	214.2	213.9	213.4	212.0	213.7	215.1
32 Isaac VIÑALES	SPA	KTM	215.1	212.6	212.6	211.5	211.4	212.6	215.1
43 Luca GRÜNWARD	GER	KALEX KTM	215.1	214.3	214.0	213.5	213.1	214.0	215.1
84 Jakub KORNFEIL	CZE	KTM	215.0	214.6	213.3	212.2	211.9	213.4	215.0
95 Jules DANILO	FRA	MAHINDRA	214.3	211.9	211.5	211.5	211.1	212.1	214.3
9 Scott DEROUE	NED	KALEX KTM	214.3	213.1	213.0	212.7	212.3	213.1	214.3
44 Miguel OLIVEIRA	POR	MAHINDRA	214.0	212.1	210.7	210.1	209.5	211.3	214.0
8 Jack MILLER	AUS	KTM	213.8	210.8	210.7	210.6	210.5	211.3	213.8
98 Karel HANIKA	CZE	KTM	213.6	212.7	210.9	210.6	210.6	211.7	213.6
21 Francesco BAGNAIA	ITA	KTM	213.2	213.0	212.8	212.4	212.2	212.7	213.2
41 Brad BINDER	RSA	MAHINDRA	213.1	212.8	210.8	209.8	209.7	211.2	213.1
57 Eric GRANADO	BRA	KTM	212.7	211.3	210.2	209.7	209.1	210.6	212.7
51 Bryan SCHOUTEN	NED	MAHINDRA	212.5	212.2	212.0	211.6	211.4	211.9	212.5
42 Alex RINS	SPA	HONDA	212.3	210.6	209.3	209.1	208.8	210.0	212.3
52 Danny KENT	GBR	HUSQVARNA	212.3	210.9	210.8	210.1	210.0	210.8	212.3
22 Ana CARRASCO	SPA	KALEX KTM	212.1	211.1	210.4	210.3	210.2	210.7	212.1
3 Matteo FERRARI	ITA	MAHINDRA	212.0	211.4	211.1	210.8	208.4	210.7	212.0
65 Philipp OETTL	GER	KALEX KTM	211.3	211.2	210.2	209.8	209.4	210.4	211.3
55 Andrea LOCATELLI	ITA	MAHINDRA	211.3	211.1	210.8	209.8	209.6	210.5	211.3
31 Niklas AJO	FIN	HUSQVARNA	211.0	210.3	209.7	209.3	208.0	209.7	211.0
4 Gabriel RAMOS	VEN	KALEX KTM	210.6	209.3	208.9	208.9	208.2	209.2	210.6
71 Thomas VAN LEEUWEN	NED	KALEX KTM	207.6	206.4	206.1	204.5	203.8	205.7	207.6

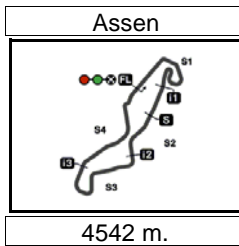
These data/results cannot be reproduced, stored and/or transmitted in whole or in part by any manner of electronic, mechanical, photocopying, recording, broadcasting or otherwise now known or herein after developed without the previous express consent by the copyright owner, except for reproduction in daily press and regular printed publications on sale to the public within 60 days of the event related to those data/results and always provided that copyright symbol appears together as follows below.

© DORNA, 2014

Official MotoGP Timing by TISSOT
www.motogp.com



Assen, Friday, June 27, 2014



Results and timing service provided by **TISSOT**

Moto3

IVECO DAILY TT ASSEN

Qualifying

Chronological Analysis of Performances



P Crossing the finish line in pit lane							T1 Time from finish line to 1st intermediate							T3 Time from 2nd intermed. to 3rd intermed.						
							T2 Time from 1st intermed. to 2nd intermed.							T4 Time from 3rd intermediate to finish line						
Lap	Lap Time	T1	T2	T3	T4	Speed	Lap	Lap Time	T1	T2	T3	T4	Speed							
1st 8 Jack MILLER Red Bull KTM Ajo AUS Runs=4 Total laps=16 Full laps=9							13	1'44.759	34.970	16.757	28.980	24.052	204.4							
1	2'14.459	1'02.264	17.445	30.419	24.331	210.8	14	1'42.430	33.718	16.290	28.764	23.658	209.7							
2	1'44.312	34.260	16.546	29.238	24.268	210.6	15	1'42.570	33.518	16.335	29.029	23.688	211.0							
3	1'48.977 P	33.925	16.577	30.828	27.647	210.5	4th 10 Alexis MASBOU Ongetta-Rivacold FRA Runs=2 Total laps=16 Full laps=13													
4	4'22.738	3'12.932	16.670	29.136	24.000	207.9	1	2'07.599	48.429	17.899	31.461	29.810	204.8							
5	1'42.983	33.743	16.440	28.994	23.806	209.3	2	1'45.796	34.821	16.709	29.948	24.318	212.0							
6	1'42.575	33.464	16.495	28.818	23.798	208.5	3	1'44.786	34.569	16.427	29.566	24.224	215.4							
7	1'46.405	33.561	16.421	28.890	27.533	209.4	4	1'44.048	34.145	16.484	29.539	23.880	212.5							
8	1'56.322 P	39.270	17.885	31.425	27.742	191.2	5	1'43.618	34.012	16.485	29.266	23.855	212.2							
9	10'27.647	9'16.813	16.654	29.351	24.829	209.9	6	1'43.515	33.972	16.379	29.242	23.922	212.5							
10	1'42.601	33.584	16.266	28.996	23.755	213.8	7	1'51.063 P	35.716	17.014	29.851	28.482	205.2							
11	1'42.599	33.504	16.363	28.864	23.868	210.7	8	14'54.777	13'41.953	18.123	30.341	24.360	207.4							
12	2'25.365 P	39.428	19.198	57.247	29.492	170.6	9	1'43.918	33.984	16.548	29.343	24.043	211.2							
13	2'00.528	50.467	16.502	29.340	24.219	209.4	10	1'43.618	33.863	16.602	29.142	24.011	210.7							
14	1'42.240	33.486	16.384	28.668	23.702	210.0	11	1'48.764	36.916	17.427	30.087	24.334	196.8							
15	1'49.520	38.439	17.621	29.620	23.840	195.0	12	1'43.252	33.918	16.392	29.082	23.860	212.8							
16	1'44.034	33.833	16.474	29.004	24.723	209.6	13	1'56.782	44.853	18.588	29.285	24.056	186.4							
2nd 12 Alex MARQUEZ Estrella Galicia 0,0 SPA Runs=4 Total laps=16 Full laps=9							14	1'42.684	33.635	16.367	28.816	23.866	213.3							
1	2'09.627	57.374	17.242	30.179	24.832	208.2	15	1'42.458	33.519	16.311	28.825	23.803	212.0							
2	1'44.474	34.473	16.618	29.417	23.966	210.3	16	1'50.934	39.673	16.761	29.582	24.918	208.5							
3	1'47.962	34.112	16.346	29.498	28.006	215.0	5th 23 Niccolò ANTONELL Junior Team GO&FU ITA Runs=3 Total laps=18 Full laps=13													
4	1'42.554	33.762	16.383	28.690	23.719	211.3	1	2'01.153	45.718	17.534	31.500	26.401	210.3							
5	1'42.356	33.611	16.332	28.793	23.620	212.3	2	1'46.382	35.298	16.644	29.811	24.629	213.7							
6	1'50.350 P	34.381	16.507	30.960	28.502	215.3	3	1'44.219	34.272	16.406	29.489	24.052	214.9							
7	5'39.837	4'23.534	17.985	32.194	26.124	202.3	4	1'43.842	34.172	16.460	29.137	24.073	213.2							
8	1'49.832 P	35.387	16.989	30.062	27.394	208.8	5	1'55.484 P	36.591	20.263	30.141	28.489	133.6							
9	8'21.975	7'10.856	16.702	29.161	25.256	209.0	6	6'48.222	5'35.473	16.992	30.572	25.185	208.8							
10	1'43.942	33.633	16.736	29.608	23.965	214.7	7	1'47.890	34.110	16.686	31.457	25.637	212.9							
11	1'42.576	33.500	16.507	28.818	23.751	210.6	8	1'46.745	34.069	16.694	30.778	25.204	211.3							
12	1'42.845	33.439	16.594	28.868	23.944	208.7	9	1'43.973	33.888	16.773	29.190	24.122	209.6							
13	1'50.523 P	36.803	17.152	29.458	27.110	210.6	10	1'59.805	37.983	20.566	32.597	28.659	159.2							
14	3'08.182	1'52.681	16.746	29.348	29.407	208.6	11	1'43.277	33.736	16.386	29.233	23.922	215.3							
15	1'42.365	33.433	16.519	28.663	23.750	209.1	12	1'48.623 P	33.940	16.593	29.867	28.223	212.2							
16	1'42.533	33.346	16.525	28.779	23.883	209.3	13	5'02.657	3'49.878	17.303	29.335	26.141	199.1							
3rd 31 Niklas AJO Avant Tecno Husqvar FIN Runs=4 Total laps=15 Full laps=8							14	1'55.160	43.411	16.882	29.935	24.932	212.8							
1	1'59.754	46.141	17.286	31.060	25.267	210.3	15	1'51.142	33.728	17.141	35.204	25.069	213.2							
2	1'44.239	34.394	16.597	29.228	24.020	207.4	16	1'42.515	33.712	16.362	28.680	23.761	213.7							
3	1'44.146	34.048	16.505	28.927	24.666	208.0	17	1'42.911	33.785	16.465	28.811	23.850	211.8							
4	1'43.915	34.036	16.700	29.107	24.072	205.5	18	1'44.786	35.229	16.514	28.977	24.066	211.8							
5	1'49.393 P	34.875	17.514	29.926	27.078	192.6	6th 42 Alex RINS Estrella Galicia 0,0 SPA Runs=4 Total laps=16 Full laps=10													
6	6'21.343	4'59.907	17.071	33.823	30.542	204.8	1	2'01.809	46.818	17.507	31.422	26.062	209.3							
7	2'00.688 P	41.052	17.526	31.018	31.092	195.8	2	1'45.686	34.894	16.622	29.627	24.543	210.6							
8	9'12.506	8'03.195	16.643	28.914	23.754	206.4	3	1'43.873	33.975	16.357	29.559	23.982	212.3							
9	1'42.724	33.722	16.345	28.917	23.740	209.3	4	1'43.559	33.913	16.658	28.960	24.028	208.0							
10	1'43.725	33.789	16.555	29.003	24.378	206.2	5	1'43.986	34.013	16.609	29.365	23.999	208.5							
11	1'48.129 P	36.484	16.891	28.962	25.792	203.1	6	1'43.749	33.842	16.771	29.180	23.956	207.5							
12	4'12.365	2'59.596	17.007	29.586	26.176	206.4														

Fastest Lap: Jack MILLER Red Bull KTM Ajo AUS **1'42.240** 33.486 16.384 28.668 23.702

These data/results cannot be reproduced, stored and/or transmitted in whole or in part by any manner of electronic, mechanical, photocopying, recording, broadcasting or otherwise now known or herein after developed without the previous express consent by the copyright owner, except for reproduction in daily press and regular printed publications on sale to the public within 60 days of the event related to those data/results and always provided that copyright symbol appears together as follows below.
© DORNA, 2014



Qualifying

Moto3

Lap	Lap Time	T1	T2	T3	T4	Speed	Lap	Lap Time	T1	T2	T3	T4	Speed	
7	1'50.597 P	34.436	16.993	29.183	29.985	202.0	10th 17	John MCPHEE		SaxoPrint-RTG		GBR		
8	4'46.951 P	3'16.698	21.156	38.027	31.070	196.8		Runs=2	Total laps=13	Full laps=10				
9	10'13.502	9'01.187	18.173	29.852	24.290	206.4		1	3'49.995	2'37.235	16.895	30.412	25.453	214.2
10	1'43.044	33.791	16.560	28.743	23.950	209.1		2	1'44.185	34.470	16.473	29.350	23.892	219.3
11	1'43.293	33.757	16.520	29.025	23.991	208.8		3	1'43.274	34.066	16.377	29.060	23.771	215.8
12	1'51.792 P	36.030	17.718	29.952	28.092	203.3		4	1'45.591	34.655	16.469	29.693	24.774	214.3
13	3'12.387	1'52.767	17.545	30.415	31.660	207.8		5	1'43.480	33.964	16.517	29.178	23.821	212.3
14	1'42.952	33.653	16.622	28.685	23.992	208.6		6	1'55.169 P	37.156	17.042	29.716	31.255	201.7
15	1'42.783	33.641	16.577	28.629	23.936	208.1		7	16'40.873	14'52.366	43.817	32.638	32.052	
16	1'42.564	33.451	16.552	28.742	23.819	208.0		8	1'50.546	34.725	16.791	32.187	26.843	209.8
7th 32 Isaac VIÑALES								9	2'23.457	37.728	17.275	41.752	46.702	204.3
Calvo Team SPA								10	2'02.222	41.796	17.335	35.964	27.127	203.8
Runs=3 Total laps=13 Full laps=8								11	1'43.135	34.029	16.462	28.838	23.806	213.5
1	2'14.967	1'02.937	17.354	30.362	24.314	209.7	12	1'42.730	33.801	16.403	28.671	23.855	214.7	
2	1'43.920	33.924	16.596	29.170	24.230	215.1	13	1'43.846	33.842	16.603	29.115	24.286	208.8	
3	1'43.829	33.867	16.657	29.199	24.106	212.6	11th 52 Danny KENT							
4	1'42.930	33.807	16.444	28.921	23.758	212.6	Red Bull Husqvarna A GBR							
5	1'43.154	33.625	16.468	29.112	23.949	211.4	Runs=2 Total laps=17 Full laps=14							
6	1'53.034 P	37.856	16.795	29.815	28.568	208.9	1	2'15.995	1'00.494	18.762	31.720	25.019	193.6	
7	17'32.641	16'17.108	21.864	29.470	24.199	147.9	2	1'46.992	34.809	16.901	30.452	24.830	209.7	
8	1'43.560	33.814	16.598	29.096	24.052	210.2	3	1'45.621	34.557	16.819	29.636	24.609	208.9	
9	1'42.712	33.653	16.454	28.816	23.789	211.5	4	1'44.624	34.272	16.692	29.214	24.446	209.5	
10	1'48.051 P	34.035	17.188	29.238	27.590	210.2	5	1'54.166	37.480	17.061	30.726	28.899	205.2	
11	3'59.651	2'45.129	17.122	32.747	24.653	205.7	6	1'43.502	34.010	16.533	28.931	24.028	210.0	
12	1'42.598	33.540	16.489	28.815	23.754	210.6	7	1'43.763	34.066	16.586	29.061	24.050	208.7	
13	1'42.579	33.590	16.461	28.768	23.760	210.4	8	1'57.057 P	35.013	17.505	32.122	32.417	197.0	
8th 98 Karel HANIKA							9	11'55.801	10'41.643	17.566	31.038	25.554	204.0	
Red Bull KTM Ajo CZE							10	1'43.405	33.815	16.558	29.118	23.914	210.1	
Runs=4 Total laps=15 Full laps=8							11	1'43.109	33.737	16.487	28.877	24.008	212.3	
1	2'09.741	54.466	18.329	32.096	24.850	204.1	12	1'45.468	35.399	16.644	29.396	24.029	209.5	
2	1'44.605	34.606	16.552	29.426	24.021	213.6	13	1'49.142	36.407	17.152	30.063	25.520	209.9	
3	1'44.042	34.267	16.545	29.161	24.069	212.7	14	1'42.897	33.606	16.444	28.968	23.879	210.9	
4	1'51.386 P	36.477	18.660	29.506	26.743	195.2	15	1'48.777	36.708	17.718	30.393	23.958	193.0	
5	4'23.999	3'12.560	17.046	29.541	24.852	205.4	16	1'44.989	33.622	17.768	29.252	24.347	191.2	
6	1'42.582	33.582	16.457	28.836	23.707	210.6	17	1'42.820	33.703	16.393	28.926	23.798	210.8	
7	1'45.204	33.732	16.445	29.093	25.934	210.6	12th 33 Enea BASTIANINI							
8	1'58.664 P	39.288	19.436	31.130	28.810	165.9	Junior Team GO&FU ITA							
9	10'25.607	9'14.575	16.775	29.537	24.720	208.1	Runs=2 Total laps=14 Full laps=11							
10	1'43.784	33.890	16.849	29.100	23.945	204.0	1	2'02.112	45.936	17.919	31.847	26.410	204.3	
11	1'43.076	33.584	16.397	29.071	24.024	210.9	2	1'46.163	35.189	16.671	29.738	24.565	216.0	
12	1'58.150 P	37.328	17.353	33.151	30.318	203.5	3	1'43.843	34.113	16.708	29.076	23.946	212.5	
13	3'31.117	2'21.386	16.760	28.971	24.000	208.4	4	1'43.538	34.040	16.307	28.926	24.265	214.9	
14	1'42.746	33.552	16.501	28.799	23.894	210.1	5	1'43.489	33.895	16.298	29.113	24.183	214.3	
15	1'43.675	33.740	16.604	29.018	24.313	208.2	6	1'43.396	33.689	16.612	28.885	24.210	209.3	
9th 5 Romano FENATI							7	1'53.791 P	37.769	16.669	29.175	30.178	209.3	
SKY Racing Team V ITA							8	18'42.978	17'32.007	17.279	29.514	24.178	207.3	
Runs=3 Total laps=16 Full laps=11							9	1'44.989	33.661	16.365	30.665	24.298	212.2	
1	2'15.016	1'01.101	18.964	30.225	24.726	177.3	10	1'43.234	33.799	16.541	28.780	24.114	210.3	
2	1'43.478	33.996	16.350	29.211	23.921	217.2	11	1'43.018	33.634	16.547	28.699	24.138	212.0	
3	1'42.994	33.727	16.422	28.993	23.852	210.6	12	1'43.106	33.607	16.548	28.810	24.141	210.3	
4	1'42.594	33.634	16.277	28.968	23.715	213.9	13	1'42.964	33.588	16.459	28.756	24.161	210.0	
5	2'02.944	46.091	16.689	30.585	29.579	208.9	14	1'42.822	33.545	16.515	28.741	24.021	209.7	
6	1'43.559	33.954	16.589	29.039	23.977	208.5	13th 44 Miguel OLIVEIRA							
7	1'43.456	33.825	16.503	29.187	23.941	208.8	Mahindra Racing POR							
8	1'58.225 P	39.418	17.438	30.973	30.396	201.4	Runs=3 Total laps=16 Full laps=11							
9	12'40.294	11'27.767	18.478	30.145	23.904	198.4	1	2'03.858	49.790	17.131	31.071	25.866	205.5	
10	1'43.469	33.854	16.614	28.946	24.055	207.8	2	1'45.475	34.996	16.770	29.670	24.039	210.7	
11	2'01.087 P	48.842	16.532	29.397	26.316	211.3	3	1'44.477	34.744	16.479	29.271	23.983	214.0	
12	2'50.261	1'40.481	16.534	29.135	24.111	209.0	4	1'43.123	33.919	16.350	28.963	23.891	212.1	
13	1'42.924	33.803	16.454	28.759	23.908	209.9	5	1'43.452	34.172	16.484	29.040	23.756	210.1	
14	1'43.425	33.777	16.582	29.014	24.052	211.8	6	1'42.872	33.783	16.538	28.769	23.782	209.0	
15	1'42.781	33.671	16.467	28.753	23.890	208.8	7	1'49.360 P	33.969	16.604	28.979	29.808	205.7	
16	1'42.936	33.662	16.489	28.825	23.960	209.7								

Fastest Lap: Jack MILLER	Red Bull KTM Ajo	AUS	1'42.240	33.486	16.384	28.668	23.702
---------------------------------	------------------	-----	-----------------	--------	--------	--------	--------

These data/results cannot be reproduced, stored and/or transmitted in whole or in part by any manner of electronic, mechanical, photocopying, recording, broadcasting or otherwise now known or herein after developed without the previous express consent by the copyright owner, except for reproduction in daily press and regular printed publications on sale to the public within 60 days of the event related to those data/results and always provided that copyright symbol appears together as follows below.



Qualifying

Moto3

Lap	Lap Time	T1	T2	T3	T4	Speed	Lap	Lap Time	T1	T2	T3	T4	Speed
17th 13 Jasper IWEMA							KRP Abbink Racing NED						
Runs=3 Total laps=18 Full laps=13							Runs=2 Total laps=15 Full laps=12						
1	2'05.023	50.711	17.420	30.979	25.913	206.3	1	2'05.023	50.711	17.420	30.979	25.913	206.3
2	1'45.515	34.679	16.645	29.941	24.250	216.0	2	1'45.515	34.679	16.645	29.941	24.250	216.0
3	1'45.230	34.397	16.338	29.776	24.719	218.4	3	1'45.230	34.397	16.338	29.776	24.719	218.4
4	1'44.183	34.248	16.569	29.224	24.142	211.5	4	1'44.183	34.248	16.569	29.224	24.142	211.5
5	1'43.696	34.047	16.566	29.064	24.019	214.8	5	1'43.696	34.047	16.566	29.064	24.019	214.8
6	1'43.185	33.936	16.339	29.121	23.789	215.4	6	1'43.185	33.936	16.339	29.121	23.789	215.4
7	2'17.007 P	44.919	20.270	31.375	40.443	177.5	7	2'17.007 P	44.919	20.270	31.375	40.443	177.5
8	16'26.551	15'11.394	18.820	32.009	24.328	187.2	8	16'26.551	15'11.394	18.820	32.009	24.328	187.2
9	1'43.840	34.052	16.511	29.177	24.100	211.4	9	1'43.840	34.052	16.511	29.177	24.100	211.4
10	1'44.052	33.950	16.638	29.256	24.208	209.3	10	1'44.052	33.950	16.638	29.256	24.208	209.3
11	1'50.363	40.346	16.552	29.151	24.314	211.2	11	1'50.363	40.346	16.552	29.151	24.314	211.2
12	1'43.262	33.925	16.521	28.873	23.943	210.3	12	1'43.262	33.925	16.521	28.873	23.943	210.3
13	1'43.108	33.800	16.402	28.933	23.973	212.9	13	1'43.108	33.800	16.402	28.933	23.973	212.9
14	1'43.211	33.800	16.364	29.191	23.856	211.5	14	1'43.211	33.800	16.364	29.191	23.856	211.5
15	1'43.994	33.808	16.494	29.290	24.402	213.3	15	1'43.994	33.808	16.494	29.290	24.402	213.3
14th 84 Jakub KORNFEIL							Calvo Team CZE						
Runs=3 Total laps=18 Full laps=13							Runs=4 Total laps=17 Full laps=11						
1	2'03.780	47.040	17.514	31.356	27.870	215.0	1	2'06.454	51.713	17.328	31.072	26.341	208.8
2	1'47.198	35.631	16.914	30.091	24.562	211.3	2	1'45.978	34.703	16.835	29.878	24.562	217.0
3	1'45.029	34.628	16.595	29.331	24.475	214.6	3	1'51.930	34.361	16.761	29.181	31.627	213.0
4	1'50.443	34.892	17.020	33.702	24.829	210.5	4	1'44.788	34.637	16.686	29.167	24.298	210.6
5	1'43.897	34.121	16.555	29.015	24.206	211.8	5	1'44.473	34.154	16.857	29.113	24.349	209.4
6	1'44.004	33.979	16.529	29.224	24.272	212.2	6	1'50.390 P	35.736	17.124	29.745	27.785	204.8
7	1'51.990 P	34.625	17.108	29.933	30.324	211.9	7	4'46.112 P	3'18.611	18.722	36.064	32.715	201.9
8	8'43.531	7'28.123	17.875	31.851	25.682	207.5	8	8'19.445	7'07.987	17.224	29.816	24.418	205.9
9	1'46.928	35.058	17.026	29.997	24.847	208.1	9	1'44.097	34.153	16.798	29.011	24.135	206.6
10	1'44.734	34.390	16.665	29.502	24.177	210.4	10	1'43.569	33.938	16.609	28.911	24.111	209.9
11	1'44.623	34.252	16.576	29.023	24.772	211.6	11	1'44.063	33.920	16.647	29.213	24.283	210.4
12	1'48.387 P	34.055	16.714	29.005	28.613	213.3	12	1'47.914 P	35.439	17.848	29.730	24.897	184.0
13	4'13.416	2'34.697	34.829	38.731	25.159	94.7	13	3'39.883	2'22.751	20.061	32.813	24.258	168.3
14	1'45.333	34.525	16.835	29.057	24.916	208.4	14	1'43.176	33.865	16.583	28.775	23.953	212.3
15	1'43.471	34.057	16.550	28.799	24.065	210.2	15	1'43.211	33.843	16.511	28.875	23.982	213.2
16	1'43.022	33.729	16.564	28.799	23.930	210.2	16	1'43.601	33.917	16.450	28.964	24.270	210.0
17	1'42.914	33.690	16.532	28.715	23.977	209.8	17	1'44.418	34.197	16.524	29.298	24.399	210.8
18	1'47.592	33.952	16.563	31.809	25.268	209.5							
15th 7 Efren VAZQUEZ							SaxoPrint-RTG SPA						
Runs=3 Total laps=13 Full laps=8							Runs=4 Total laps=19 Full laps=13						
1	5'13.747	3'42.658	33.900	31.937	25.252		1	1'59.624	45.544	17.758	31.178	25.144	206.5
2	1'45.763	34.840	16.747	29.673	24.503	209.4	2	1'45.323	34.804	16.627	29.478	24.414	213.2
3	2'04.574	43.859	20.364	35.302	25.049	175.4	3	1'44.396	34.121	16.709	29.421	24.145	211.2
4	1'44.186	34.478	16.494	29.261	23.953	213.9	4	1'44.452	34.228	16.715	29.442	24.067	212.8
5	1'49.986 P	35.200	16.878	29.873	28.035	206.9	5	1'46.639 P	34.103	16.925	29.456	26.155	212.4
6	14'57.900	13'45.538	18.048	30.174	24.140	208.8	6	5'21.933 P	4'07.198	17.776	30.373	26.586	190.7
7	1'43.120	33.785	16.345	29.165	23.825	215.1	7	3'23.578	2'10.337	18.131	30.208	24.902	191.1
8	1'42.948	33.750	16.379	28.949	23.870	213.4	8	1'46.482	34.784	17.129	29.918	24.651	208.3
9	2'38.609 P	40.558	21.986	49.010	47.055	155.1	9	1'57.512	37.077	19.899	35.118	25.418	185.1
10	2'10.113	53.110	19.957	31.120	25.926	168.6	10	1'46.551	35.170	16.903	30.019	24.459	212.2
11	1'44.075	33.908	16.772	29.415	23.980	214.2	11	1'44.179	34.149	16.760	29.156	24.114	209.3
12	1'43.729	33.935	16.440	29.081	24.273	212.0	12	1'43.956	33.954	16.592	29.238	24.172	210.8
13	1'46.071	33.966	16.552	29.244	26.309	211.3	13	1'47.691 P	34.506	17.081	29.598	26.506	204.8
16th 41 Brad BINDER							Ambrogio Racing RSA						
Runs=3 Total laps=14 Full laps=9							Runs=4 Total laps=19 Full laps=13						
1	2'02.649	47.535	17.595	31.094	26.425	209.7	14	3'17.570	1'56.737	23.605	30.367	26.861	119.3
2	1'46.299	35.106	16.844	29.901	24.448	213.1	15	1'56.308	43.282	18.803	29.955	24.268	186.8
3	1'44.401	34.574	16.664	29.115	24.048	212.8	16	1'50.946	34.098	17.141	33.338	26.369	199.0
4	1'43.970	34.001	16.532	29.111	24.326	207.7	17	1'43.339	34.270	16.514	28.803	23.752	213.0
5	1'43.720	34.221	16.577	28.991	23.931	209.8	18	1'43.654	33.642	16.613	29.181	24.218	210.0
6	1'49.998 P	34.171	17.146	29.415	29.266	195.6	19	1'44.266	34.295	16.870	29.158	23.943	206.6
7	6'29.822	5'15.802	17.417	30.364	26.239	200.8							
8	2'06.426 P	37.607	20.965	35.758	32.096	173.3							
9	11'35.242	10'21.727	17.127	31.973	24.415	200.4							
10	2'04.607	36.530	18.969	37.124	31.984	164.1							
11	1'43.483	34.110	16.661	28.714	23.998	207.0							
12	1'43.058	33.762	16.594	28.749	23.953	206.5							
13	1'51.576	37.489	17.282	31.734	25.071	198.4							
14	1'43.086	33.635	16.431	28.839	24.181	210.8							

Fastest Lap: Jack MILLER Red Bull KTM Ajo AUS **1'42.240** 33.486 16.384 28.668 23.702

These data/results cannot be reproduced, stored and/or transmitted in whole or in part by any manner of electronic, mechanical, photocopying, recording, broadcasting or otherwise now known or herein after developed without the previous express consent by the copyright owner, except for reproduction in daily press and regular printed publications on sale to the public within 60 days of the event related to those data/results and always provided that copyright symbol appears together as follows below.
© DORNA, 2014



Qualifying

Moto3

Lap	Lap Time	T1	T2	T3	T4	Speed	Lap	Lap Time	T1	T2	T3	T4	Speed	
20th	58	Juanfran GUEVARA Mapfre Aspar Team M SPA						3	1'45.414	34.768	<u>16.441</u>	29.748	24.457	214.9
		Runs=4			Total laps=17	Full laps=11	4	1'45.607	35.063	16.666	29.607	24.271	212.4	
1	2'01.814	42.073	19.345	33.514	26.882	186.2	5	1'59.258 P	40.988	18.610	30.562	29.098	183.6	
2	1'47.764	35.534	17.329	30.381	24.520	<u>217.4</u>	6	6'02.221	4'41.209	16.930	33.659	30.423	210.4	
3	1'46.193	35.051	16.669	29.679	24.794	216.6	7	2'01.010 P	<u>38.267</u>	19.603	31.936	31.204	160.9	
4	1'44.893	34.710	16.555	29.286	24.342	212.5	8	9'21.978	8'09.590	17.464	30.207	24.717	203.3	
5	1'44.701	34.234	<u>16.477</u>	29.644	24.346	214.9	9	1'45.713	34.157	17.236	29.922	24.398	210.8	
6	1'44.337	34.099	16.589	29.446	24.203	212.1	10	1'44.330	34.066	16.703	29.207	24.354	213.0	
7	1'50.952 P	34.808	16.949	30.647	28.548	208.6	11	1'44.397	34.061	16.525	29.288	24.523	211.9	
8	4'41.249 P	3'10.874	22.118	37.241	31.016	197.9	12	1'48.678	34.051	18.856	29.967	25.804	178.4	
9	6'35.101	5'23.251	17.185	30.028	24.637	208.3	13	1'49.455	<u>33.664</u>	16.513	30.274	29.004	212.2	
10	1'45.204	34.651	16.780	29.436	24.337	209.0	14	1'43.651	34.208	16.656	<u>28.937</u>	<u>23.850</u>	211.1	
11	1'51.928	36.329	18.076	32.238	25.285	194.3	15	<u>1'43.552</u>	33.808	16.466	29.068	24.210	214.3	
12	1'43.802	34.066	16.552	29.153	24.031	213.6	16	1'43.604	34.027	16.471	28.966	24.140	<u>215.2</u>	
13	1'43.602	<u>33.937</u>	16.484	29.279	23.902	213.1								
14	1'51.170 P	35.179	17.398	30.252	28.341	208.6								
15	4'01.899	2'34.344	23.911	34.448	29.196	131.3								
16	1'47.050	36.613	17.331	29.127	23.979	203.0								
17	<u>1'43.393</u>	33.986	16.570	<u>28.986</u>	<u>23.851</u>	211.4								
21st	9	Scott DEROUÉ RW Racing GP NED												
		Runs=3			Total laps=17	Full laps=13								
1	2'00.328	36.857	19.789	35.731	27.951	184.1								
2	1'46.209	34.732	16.787	30.201	24.489	210.9								
3	1'45.577	34.505	16.772	29.827	24.473	209.3								
4	1'44.592	34.526	16.558	29.259	24.249	213.1								
5	1'44.469	34.558	16.494	29.272	24.145	<u>214.3</u>								
6	1'44.026	34.242	16.567	29.008	24.209	212.3								
7	2'04.679 P	46.873	17.197	30.258	30.351	207.9								
8	4'48.548 P	3'19.418	18.873	36.105	34.152	207.0								
9	8'58.666	6'49.124	32.660	1'09.436	27.446	98.8								
10	1'54.238	36.455	20.564	31.090	26.129	180.5								
11	1'44.859	34.129	16.722	29.369	24.639	209.2								
12	1'44.229	34.239	16.481	29.103	24.406	213.0								
13	1'45.991	34.062	17.553	29.265	25.111	205.6								
14	1'44.438	<u>33.972</u>	16.756	29.243	24.467	208.7								
15	1'50.080	36.119	17.410	31.740	24.811	205.2								
16	1'44.653	34.568	16.787	29.167	24.131	207.8								
17	<u>1'43.397</u>	34.027	16.468	28.956	23.946	212.7								
22nd	55	Andrea LOCATELLI San Carlo Team Italia ITA												
		Runs=3			Total laps=15	Full laps=11								
1	2'01.816	46.022	17.579	31.560	26.655	205.8								
2	1'46.854	35.341	17.102	29.592	24.819	211.1								
3	1'47.323	36.120	16.621	29.861	24.721	<u>211.3</u>								
4	1'46.168	35.531	16.824	29.515	24.298	209.6								
5	1'43.860	34.303	<u>16.430</u>	29.171	23.956	210.8								
6	<u>1'43.468</u>	33.982	16.547	<u>29.035</u>	<u>23.904</u>	209.8								
7	1'51.876 P	34.707	17.498	29.796	29.875	188.7								
8	7'29.387 P	6'01.670	20.609	33.158	33.950	168.9								
9	10'51.524	9'39.409	17.820	29.676	24.619	187.7								
10	1'49.433	35.008	17.184	32.539	24.702	204.0								
11	1'43.809	34.232	16.541	29.105	23.931	208.0								
12	1'52.632	38.344	17.463	29.711	27.114	197.8								
13	1'46.279	36.332	16.601	29.210	24.136	207.8								
14	1'43.502	<u>33.764</u>	16.460	29.132	24.146	208.4								
15	1'44.239	33.804	16.671	29.242	24.522	205.7								
23rd	38	Hafiq AZMI SIC-AJO MAL												
		Runs=3			Total laps=16	Full laps=11								
1	2'04.006	48.632	17.550	31.695	26.129	212.2								
2	1'46.445	35.380	16.621	29.917	24.527	214.2								
24th	3	Matteo FERRARI San Carlo Team Italia ITA												
		Runs=4			Total laps=16	Full laps=9								
1	1'59.980	41.950	18.263	31.966	27.801	200.1								
2	1'45.635	34.692	16.834	29.763	24.346	208.4								
3	1'45.590	34.293	16.772	29.607	24.918	205.9								
4	1'45.582	35.506	16.719	29.226	24.131	<u>212.0</u>								
5	1'44.718	34.593	16.604	29.377	24.144	211.4								
6	1'56.505 P	41.741	17.586	30.176	27.002	197.2								
7	6'20.345	4'44.636	20.107	46.102	29.500	167.6								
8	2'05.690 P	38.352	19.120	38.582	29.636	182.7								
9	6'26.652	5'14.734	17.359	29.862	24.697	202.9								
10	1'44.684	34.375	16.809	29.324	24.176	207.5								
11	1'43.870	<u>33.938</u>	16.494	29.342	24.096	211.1								
12	<u>1'43.629</u>	34.069	<u>16.447</u>	<u>29.086</u>	<u>24.027</u>	210.8								
13	1'45.641	34.212	16.968	29.753	24.708	207.7								
14	1'49.963 P	36.013	17.325	30.773	25.852	202.2								
15	4'01.192	2'44.756	18.945	32.142	25.349	183.3								
16	1'44.329	34.227	16.792	29.141	24.169	204.8								
25th	65	Philipp OETTL Interwetten Paddock GER												
		Runs=2			Total laps=16	Full laps=13								
1	1'51.643	36.697	18.502	31.298	25.146	189.6								
2	1'45.832	34.665	16.964	29.726	24.477	206.5								
3	1'50.722	34.402	18.273	32.901	25.146	206.1								
4	1'44.372	34.315	16.780	29.043	24.234	209.8								
5	1'46.746	34.576	17.541	30.168	24.461	194.1								
6	1'44.142	33.991	16.764	29.189	24.198	207.9								
7	1'50.009 P	34.169	16.778	29.054	30.008	207.7								
8	14'58.793	13'40.970	21.184	31.291	25.348	158.4								
9	1'44.727	34.625	16.819	29.109	24.174	207.1								
10	1'44.019	34.004	16.747	29.181	24.087	208.4								
11	1'48.932	36.547	17.445	30.842	24.098	203.6								
12	1'43.920	34.156	<u>16.540</u>	29.201	<u>24.023</u>	211.2								
13	<u>1'43.680</u>	<u>33.890</u>	16.630	29.042	24.118	<u>211.3</u>								
14	1'43.959	34.165	16.615	<u>28.987</u>	24.192	209.4								
15	1'44.230	34.042	16.718	29.097	24.373	206.7								

Qualifying

Moto3

Lap	Lap Time	T1	T2	T3	T4	Speed	Lap	Lap Time	T1	T2	T3	T4	Speed		
9	1'44.342	34.138	16.752	29.245	24.207	207.1	17	1'44.398	33.923	16.732	29.417	24.326	208.1		
10	1'43.733	33.985	16.523	28.949	24.276	209.1	30th 11 Livio LOI						Marc VDS Racing Tea BEL		
11	1'46.923	34.700	17.616	30.235	24.372	205.4	Runs=3 Total laps=21 Full laps=16								
12	1'44.041	34.000	16.749	28.963	24.329	206.5	1	2'03.171	46.915	17.689	31.917	26.650	211.4		
13	1'44.670	34.267	16.823	29.044	24.536	205.2	2	1'47.612	35.829	16.896	30.280	24.607	209.7		
14	1'44.270	34.223	16.596	28.917	24.534	212.7	3	1'46.069	34.958	16.715	29.867	24.529	216.2		
15	1'43.691	34.016	16.673	28.883	24.119	207.9	4	1'45.783	34.732	16.726	29.885	24.440	212.1		
16	1'44.345	34.128	16.737	29.049	24.431	206.1	5	1'45.012	34.472	16.587	29.588	24.365	212.9		
27th 63 Zufahmi KHAIRUD Ongetta-AirAsia MAL							6	1'44.954	34.366	16.787	29.626	24.175	212.5		
Runs=3 Total laps=12 Full laps=7							7	1'53.273 P	35.426	17.047	29.811	30.989	213.1		
1	2'05.860	50.972	17.432	31.253	26.203	205.0	8	3'49.557	2'35.709	17.455	31.400	24.993	208.0		
2	1'47.313	35.126	17.180	30.351	24.656	211.8	9	1'46.128	34.780	16.863	29.798	24.687	206.8		
3	1'45.542	34.557	16.617	29.909	24.459	211.3	10	1'45.770	34.497	16.849	29.792	24.632	206.7		
4	1'44.478	34.390	16.509	29.477	24.102	212.6	11	1'45.632	34.593	16.824	29.750	24.465	207.3		
5	1'44.649	34.484	16.492	29.442	24.231	212.5	12	1'45.211	34.329	16.718	29.604	24.560	207.9		
6	1'44.203	34.370	16.446	29.333	24.054	215.8	13	1'44.983	34.271	16.793	29.471	24.448	207.6		
7	1'53.429 P	35.491	16.994	29.968	30.976	210.4	14	1'49.035 P	35.269	16.899	29.804	27.063	207.6		
8	15'01.339	13'45.192	17.445	30.914	27.788	203.1	15	3'51.991	2'37.309	17.035	33.186	24.461	204.7		
9	2'16.513	41.316	25.775	37.898	31.524	116.8	16	1'45.363	34.217	16.801	30.126	24.219	212.6		
10	2'56.406	P	34.863	16.748	1'24.251	40.544	207.8	17	1'44.494	34.134	16.677	29.230	24.453	210.7	
11	6'10.001	4'58.957	17.064	29.847	24.133	208.2	18	1'44.132	34.142	16.653	29.253	24.084	213.4		
12	1'43.794	33.978	16.725	29.122	23.969	210.9	19	1'44.134	34.063	16.651	29.346	24.074	213.7		
28th 19 Alessandro TONUĆ CIP ITA							20	1'43.851	33.935	16.653	29.156	24.107	213.3		
Runs=4 Total laps=18 Full laps=11							21	1'44.228	34.118	16.652	29.294	24.164	210.8		
1	2'02.304	47.181	17.511	31.343	26.269	213.0	31st 43 Luca GRÜN WALD Kiefer Racing GER						Runs=3 Total laps=17 Full laps=12		
2	1'46.938	35.198	16.952	30.268	24.520	216.7	1	2'01.608	46.301	17.646	31.676	25.985	211.1		
3	1'44.722	34.518	16.581	29.428	24.195	214.8	2	1'46.505	35.161	17.025	29.865	24.454	209.7		
4	1'43.810	33.977	16.405	29.128	24.300	214.8	3	1'44.765	34.472	16.633	29.558	24.102	214.3		
5	1'44.408	34.416	16.443	29.274	24.275	213.4	4	1'44.278	34.222	16.490	29.373	24.193	214.0		
6	1'44.174	34.169	16.661	29.213	24.131	210.4	5	1'44.224	34.611	16.482	29.265	23.866	215.1		
7	1'55.526 P	39.047	17.159	30.329	28.991	203.9	6	1'52.084 P	36.548	16.591	29.707	29.238	212.0		
8	4'52.067	3'30.259	18.817	34.197	28.794	200.4	7	6'55.169	5'38.453	19.737	31.289	25.690	179.5		
9	2'02.677	41.568	23.070	31.723	26.316	152.3	8	1'46.978	34.804	17.019	29.978	25.177	208.8		
10	1'46.497	34.898	17.228	29.764	24.607	208.5	9	1'46.127	34.700	17.007	29.891	24.529	208.7		
11	1'48.725 P	34.848	17.165	29.870	26.842	207.0	10	1'50.439 P	34.776	17.071	29.883	28.709	207.9		
12	6'09.245	4'33.125	33.384	32.346	30.390	122.4	11	6'13.545	5'02.303	16.936	29.891	24.415	209.2		
13	1'44.664	34.364	16.665	29.429	24.206	209.9	12	1'46.819	34.452	16.869	31.273	24.225	213.5		
14	1'44.496	34.064	16.661	29.546	24.225	209.0	13	1'53.907	34.946	21.907	31.204	25.850	129.6		
15	1'48.122	37.562	16.840	29.292	24.428	208.1	14	1'48.833	34.699	17.082	29.659	27.393	203.3		
16	1'48.021 P	34.933	17.319	29.521	26.248	204.9	15	1'47.464	37.395	16.823	29.202	24.044	212.0		
17	3'09.571	1'58.506	16.964	29.494	24.607	208.2	16	1'43.982	33.963	16.560	29.306	24.153	213.1		
18	1'45.395	34.292	16.798	29.655	24.650	207.2	17	1'44.671	34.023	16.611	29.613	24.424	211.7		
29th 51 Bryan SCHOUTEN CIP NED							32nd 95 Jules DANILO Ambrogio Racing FRA						Runs=3 Total laps=15 Full laps=11		
1	2'00.869	41.890	19.536	31.947	27.496	179.7	1	2'00.985	42.165	19.920	31.790	27.110	177.1		
2	1'47.663	35.151	17.083	30.480	24.949	210.4	2	1'48.192	35.969	17.037	30.301	24.885	211.5		
3	1'46.076	34.943	16.849	30.195	24.089	212.0	3	1'45.783	35.138	16.857	29.506	24.282	214.3		
4	1'44.188	34.149	16.573	29.290	24.176	212.5	4	1'44.514	34.093	16.637	29.349	24.435	211.9		
5	1'44.232	34.082	16.537	29.350	24.263	211.4	5	1'47.181	34.183	16.766	31.337	24.895	210.7		
6	1'43.993	34.251	16.520	29.363	23.859	211.6	6	1'45.062	34.144	16.855	29.537	24.526	208.6		
7	1'50.200 P	35.288	16.970	29.928	28.014	205.5	7	1'55.538 P	35.503	18.784	30.668	30.583	173.4		
8	4'45.563	P	3'20.674	19.344	35.318	30.227	196.9	8	6'18.478 P	4'50.155	19.684	36.909	31.730	200.3	
9	9'40.458	8'28.554	17.327	30.077	24.500	203.4	9	10'19.528	8'40.237	20.493	44.852	33.946	144.4		
10	1'44.935	34.217	16.824	29.407	24.487	205.4	10	1'46.769	34.592	16.962	30.539	24.676	208.0		
11	2'15.158	39.549	30.536	39.512	25.561	109.1	11	1'55.911	36.192	18.154	34.449	27.116	191.4		
12	1'46.448	34.203	16.991	31.059	24.195	210.6	12	1'45.734	34.455	16.937	29.678	24.664	209.0		
13	1'43.827	34.066	16.568	29.255	23.938	212.2	13	1'45.631	34.520	16.871	29.552	24.688	206.9		
14	1'43.869	33.942	16.686	29.066	24.175	209.3	14	1'44.816	34.363	16.596	29.379	24.478	211.1		
15	1'43.931	33.883	16.649	29.220	24.179	209.3	15	1'45.219	34.554	16.667	29.331	24.667	211.5		
16	1'57.532	37.358	17.575	37.147	25.452	203.5									

Fastest Lap: Jack MILLER Red Bull KTM Ajo AUS **1'42.240** 33.486 16.384 28.668 23.702

These data/results cannot be reproduced, stored and/or transmitted in whole or in part by any manner of electronic, mechanical, photocopying, recording, broadcasting or otherwise now known or herein after developed without the previous express consent by the copyright owner, except for reproduction in daily press and regular printed publications on sale to the public within 60 days of the event related to those data/results and always provided that copyright symbol appears together as follows below.
© DORNA, 2014



Qualifying

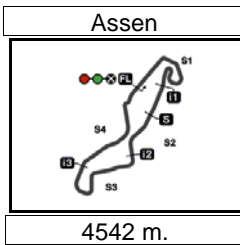
Moto3

Lap	Lap Time	T1	T2	T3	T4	Speed	Lap	Lap Time	T1	T2	T3	T4	Speed
33rd	22	Ana CARRASCO		RW Racing GP		SPA							
		Runs=3	Total laps=18	Full laps=14									
1	1'52.138	37.221	18.271	31.217	25.429	200.4							
2	1'47.982	35.237	16.922	30.747	25.076	209.0							
3	1'48.422	35.146	17.152	30.888	25.236	208.0							
4	1'45.989	34.616	16.844	29.670	24.859	209.0							
5	1'45.477	34.653	16.651	29.794	24.379	211.1							
6	1'46.075	34.741	16.787	30.081	24.466	209.5							
7	1'52.268 P	35.563	17.086	30.401	29.218	207.7							
8	6'36.616 P	5'01.257	20.768	39.153	35.438	204.8							
9	5'46.389	4'31.691	17.633	31.436	25.629	205.8							
10	1'46.592	35.065	16.850	30.166	24.511	210.2							
11	1'46.453	34.517	16.879	30.264	24.793	210.1							
12	1'46.356	34.669	16.915	30.087	24.685	210.2							
13	1'51.761	34.746	17.171	33.626	26.218	209.1							
14	1'46.138	34.724	16.803	29.774	24.837	210.3							
15	1'52.594	35.686	19.757	31.065	26.086	172.7							
16	1'45.077	34.389	16.851	29.554	24.283	210.0							
17	1'54.426	34.570	16.809	34.849	28.198	212.1							
18	1'50.878	34.621	16.793	29.700	29.764	210.4							
34th	71	Thomas VAN LEEU		71Workx.com Racing		NED							
		Runs=2	Total laps=14	Full laps=11									
1	1'51.514	36.554	18.437	31.400	25.123	192.4							
2	1'46.316	35.148	16.940	29.737	24.491	204.5							
3	1'51.231	34.479	17.747	33.141	25.864	203.6							
4	1'45.138	34.382	16.997	29.493	24.266	206.4							
5	17'12.272	15'55.704	18.694	32.265	25.609	196.8							
6	2'13.815	36.730	30.104	38.269	28.712								
7	1'49.366	35.210	18.721	30.672	24.763	180.8							
8	1'45.711	34.641	17.081	29.574	24.415	200.7							
9	1'45.740	34.972	16.673	29.663	24.432	207.6							
10	1'56.590	42.585	18.608	30.463	24.934	179.7							
11	1'48.963	35.967	17.980	30.022	24.994	187.9							
12	1'48.020	36.034	17.952	29.640	24.394	191.8							
13	1'45.206	34.724	16.775	29.432	24.275	206.1							
14	1'45.299	34.405	16.870	29.506	24.518	203.8							
35th	4	Gabriel RAMOS		Kiefer Racing		VEN							
		Runs=3	Total laps=19	Full laps=14									
1	1'52.512	37.030	18.799	31.051	25.632	191.4							
2	1'47.795	35.302	17.055	30.250	25.188	207.3							
3	1'48.676	35.170	17.150	31.048	25.308	209.3							
4	1'46.399	34.929	16.915	29.616	24.939	207.7							
5	1'51.200	39.123	16.775	30.385	24.917	210.6							
6	1'45.943	34.592	16.939	29.740	24.672	208.9							
7	1'53.915 P	35.280	17.154	30.593	30.888	208.9							
8	5'10.204	3'55.486	17.896	30.940	25.882	204.5							
9	1'58.570	38.211	20.959	31.726	27.674	166.3							
10	1'51.591	37.898	17.610	30.736	25.347	203.3							
11	1'52.694	35.012	17.496	31.349	28.837	203.8							
12	1'47.359	34.909	17.194	30.059	25.197	206.4							
13	1'50.215 P	34.978	17.144	30.167	27.926	205.5							
14	4'54.797	3'40.917	17.207	30.645	26.028	206.1							
15	1'46.588	34.652	16.978	29.978	24.980	206.8							
16	1'47.927	35.433	17.496	30.090	24.908	202.9							
17	1'49.587	36.643	18.738	29.642	24.564	186.6							
18	1'46.133	34.615	16.961	29.765	24.792	208.2							
19	1'46.758	34.566	17.135	30.080	24.977	206.1							

Fastest Lap: Jack MILLER Red Bull KTM Ajo AUS **1'42.240** 33.486 16.384 28.668 23.702

These data/results cannot be reproduced, stored and/or transmitted in whole or in part by any manner of electronic, mechanical, photocopying, recording, broadcasting or otherwise now known or herein after developed without the previous express consent by the copyright owner, except for reproduction in daily press and regular printed publications on sale to the public within 60 days of the event related to those data/results and always provided that copyright symbol appears together as follows below.
© DORNA, 2014





IVECO DAILY TT ASSEN
Provisional Starting Grid

23

Race : 22 laps = 99.924 km



1	1 1'42.240 8 Jack MILLER KTM	2 1'42.356 12 Alex MARQUEZ Honda	3 1'42.430 31 Niklas AJO Husqvarna
2	4 1'42.458 10 Alexis MASBOU Honda	5 1'42.515 23 Niccolò ANTONELLI KTM	6 1'42.564 42 Alex RINS Honda
3	7 1'42.579 32 Isaac VIÑALES KTM	8 1'42.582 98 Karel HANIKA KTM	9 1'42.594 5 Romano FENATI KTM
4	10 1'42.730 17 John MCPHEE Honda	11 1'42.820 52 Danny KENT Husqvarna	12 1'42.822 33 Enea BASTIANINI KTM
5	13 1'42.872 44 Miguel OLIVEIRA Mahindra	14 1'42.914 84 Jakub KORNFEIL KTM	15 1'42.948 7 Efen VAZQUEZ Honda
6	16 1'43.058 41 Brad BINDER Mahindra	17 1'43.108 13 Jasper IWEMA FTR KTM	18 1'43.176 61 Arthur SISSIS Mahindra
7	19 1'43.339 21 Francesco BAGNAIA KTM	20 1'43.393 58 Juanfran GUEVARA Kalex KTM	21 1'43.397 9 Scott DEROUE Kalex KTM
8	22 1'43.468 55 Andrea LOCATELLI Mahindra	23 1'43.552 38 Hafiq AZMI KTM	24 1'43.629 3 Matteo FERRARI Mahindra

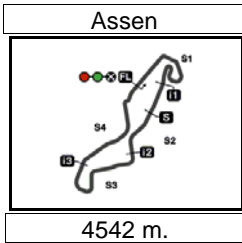
The results are provisional until the end of the limit for protest and appeals and until the ratification of the Event Management Committee.

Time limit for protest expires 60' at the latest after publication of the results - Mr. Time:

These data/results cannot be reproduced, stored and/or transmitted in whole or in part by any manner of electronic, mechanical, photocopying, recording, broadcasting or otherwise now known or herein after developed without the previous express consent by the copyright owner, except for reproduction in daily press and regular printed publications on sale to the public within 60 days of the event related to those data/results and always provided that copyright symbol appears together as follows below.

© DORNA, 2014





IVECO DAILY TT ASSEN Provisional Starting Grid

Race : 22 laps = 99.924 km

9	25 1'43.680 65 Philipp OETTL Kalex KTM	26 1'43.691 57 Eric GRANADO KTM	27 1'43.794 63 Zulfahmi KHAIRUDDIN Honda
10	28 1'43.810 19 Alessandro TONUCCI Mahindra	29 1'43.827 51 Bryan SCHOUTEN Mahindra	30 1'43.851 11 Livio LOI Kalex KTM
11	31 1'43.982 43 Luca GRÜNWARD Kalex KTM	32 1'44.514 95 Jules DANILO Mahindra	33 1'45.077 22 Ana CARRASCO Kalex KTM
12	34 1'45.138 71 Thomas VAN LEEUWEN Kalex KTM	35 1'45.943 4 Gabriel RAMOS Kalex KTM	

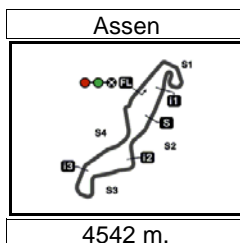
The results are provisional until the end of the limit for protest and appeals and until the ratification of the Event Management Committee.

Time limit for protest expires 60' at the latest after publication of the results - Mr. Time:

These data/results cannot be reproduced, stored and/or transmitted in whole or in part by any manner of electronic, mechanical, photocopying, recording, broadcasting or otherwise now known or herein after developed without the previous express consent by the copyright owner, except for reproduction in daily press and regular printed publications on sale to the public within 60 days of the event related to those data/results and always provided that copyright symbol appears together as follows below.

© DORNA, 2014





Results and timing service provided by **TISSOT**

Moto3

IVECO DAILY TT ASSEN

After the Qualifying

Event Best Maximum Speed



<i>Rider</i>	<i>Nation Team</i>	<i>Motorcycle</i>	<i>Km/h</i>	
13 Jasper IWEMA	NED KRP Abbink Racing	FTR KTM	221.0	Free Practice Nr. 1
7 Efren VAZQUEZ	SPA SaxoPrint-RTG	HONDA	220.9	Free Practice Nr. 1
17 John MCPHEE	GBR SaxoPrint-RTG	HONDA	219.3	Qualifying
21 Francesco BAGNAIA	ITA SKY Racing Team VR46	KTM	218.4	Free Practice Nr. 1
32 Isaac VIÑALES	SPA Calvo Team	KTM	218.3	Free Practice Nr. 1
52 Danny KENT	GBR Red Bull Husqvarna Ajo	HUSQVARNA	217.5	Free Practice Nr. 1
58 Juanfran GUEVARA	SPA Mapfre Aspar Team Moto3	KALEX KTM	217.4	Qualifying
98 Karel HANIKA	CZE Red Bull KTM Ajo	KTM	217.4	Free Practice Nr. 1
51 Bryan SCHOUTEN	NED CIP	MAHINDRA	217.4	Free Practice Nr. 1
33 Enea BASTIANINI	ITA Junior Team GO&FUN Moto3	KTM	217.4	Free Practice Nr. 1
84 Jakub KORNFEIL	CZE Calvo Team	KTM	217.3	Free Practice Nr. 1
5 Romano FENATI	ITA SKY Racing Team VR46	KTM	217.2	Qualifying
61 Arthur SISIS	AUS Mahindra Racing	MAHINDRA	217.0	Qualifying
19 Alessandro TONUCCI	ITA CIP	MAHINDRA	216.7	Qualifying
31 Niklas AJO	FIN Avant Tecno Husqvarna Ajo	HUSQVARNA	216.6	Free Practice Nr. 1
10 Alexis MASBOU	FRA Ongetta-Rivacold	HONDA	216.5	Free Practice Nr. 1
44 Miguel OLIVEIRA	POR Mahindra Racing	MAHINDRA	216.3	Free Practice Nr. 1
11 Livio LOI	BEL Marc VDS Racing Team	KALEX KTM	216.3	Free Practice Nr. 1
43 Luca GRÜNWARD	GER Kiefer Racing	KALEX KTM	216.3	Free Practice Nr. 1
42 Alex RINS	SPA Estrella Galicia 0,0	HONDA	216.3	Free Practice Nr. 1
63 Zulfahmi KHAIRUDDIN	MAL Ongetta-AirAsia	HONDA	215.8	Qualifying
23 Niccolò ANTONELLI	ITA Junior Team GO&FUN Moto3	KTM	215.6	Free Practice Nr. 1
41 Brad BINDER	RSA Ambrogio Racing	MAHINDRA	215.5	Free Practice Nr. 2
12 Alex MARQUEZ	SPA Estrella Galicia 0,0	HONDA	215.3	Qualifying
38 Hafiq AZMI	MAL SIC-AJO	KTM	215.2	Qualifying
8 Jack MILLER	AUS Red Bull KTM Ajo	KTM	214.8	Free Practice Nr. 1
9 Scott DEROUÉ	NED RW Racing GP	KALEX KTM	214.7	Free Practice Nr. 1
22 Ana CARRASCO	SPA RW Racing GP	KALEX KTM	214.6	Free Practice Nr. 1
65 Philipp OETTL	GER Interwetten Paddock Moto3	KALEX KTM	214.5	Free Practice Nr. 1
95 Jules DANILO	FRA Ambrogio Racing	MAHINDRA	214.3	Qualifying
55 Andrea LOCATELLI	ITA San Carlo Team Italia	MAHINDRA	213.1	Free Practice Nr. 1
3 Matteo FERRARI	ITA San Carlo Team Italia	MAHINDRA	213.1	Free Practice Nr. 1
57 Eric GRANADO	BRA Calvo Team	KTM	212.7	Qualifying
4 Gabriel RAMOS	VEN Kiefer Racing	KALEX KTM	212.3	Free Practice Nr. 1
71 Thomas VAN LEEUWEN	NED 71Workx.com Racing Team	KALEX KTM	209.7	Free Practice Nr. 1

These data/results cannot be reproduced, stored and/or transmitted in whole or in part by any manner of electronic, mechanical, photocopying, recording, broadcasting or otherwise now known or herein after developed without the previous express consent by the copyright owner, except for reproduction in daily press and regular printed publications on sale to the public within 60 days of the event related to those data/results and always provided that copyright symbol appears together as follows below.


© DORNA, 2014

Official MotoGP Timing by **TISSOT**
www.motogp.com

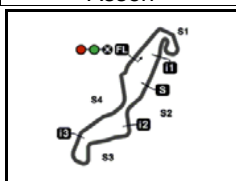


Assen, Friday, June 27, 2014

Assen

Results and timing service provided by 

Moto3



4542 m.

IVECO DAILY TT ASSEN

Qualifying

Best Partial Times

IT Ideal Lap Time, sum of the best partial times

BT Best Lap Time


T1		T2		T3		T4				IT		BT	
Pos	Rider	Time	Rider	Time	Rider	Time	Rider	Time	Pos	Rider	IT	BT	
1	A.MARQUEZ	33.346	J.MILLER	16.266	A.RINS	28.629	A.MARQUEZ	23.620	1	A.MARQUEZ	1'41.961	1'42.356	(2)
2	A.RINS	33.451	R.FENATI	16.277	A.MARQUEZ	28.663	N.AJO	23.658	2	J.MILLER	1'42.100	1'42.240	(1)
3	J.MILLER	33.464	N.AJO	16.290	J.MILLER	28.668	J.MILLER	23.702	3	N.AJO	1'42.230	1'42.430	(3)
4	N.AJO	33.518	E.BASTIANINI	16.298	J.MCPHEE	28.671	K.HANIKA	23.707	4	A.RINS	1'42.256	1'42.564	(6)
5	A.MASBOU	33.519	A.MASBOU	16.311	N.ANTONELLI	28.680	R.FENATI	23.715	5	R.FENATI	1'42.379	1'42.594	(9)
6	I.VIÑALES	33.540	A.MARQUEZ	16.332	E.BASTIANINI	28.699	F.BAGNAIA	23.752	6	A.MASBOU	1'42.449	1'42.458	(4)
7	E.BASTIANINI	33.545	J.IWEMA	16.338	B.BINDER	28.714	I.VIÑALES	23.754	7	K.HANIKA	1'42.455	1'42.582	(8)
8	K.HANIKA	33.552	E.VAZQUEZ	16.345	J.KORNFEIL	28.715	M.OLIVEIRA	23.756	8	E.BASTIANINI	1'42.488	1'42.822	(12)
9	D.KENT	33.606	M.OLIVEIRA	16.350	R.FENATI	28.753	N.ANTONELLI	23.761	9	I.VIÑALES	1'42.506	1'42.579	(7)
10	R.FENATI	33.634	A.RINS	16.357	N.AJO	28.764	J.MCPHEE	23.771	10	N.ANTONELLI	1'42.515	1'42.515	(5)
11	B.BINDER	33.635	N.ANTONELLI	16.362	I.VIÑALES	28.768	J.IWEMA	23.789	11	J.MCPHEE	1'42.620	1'42.730	(10)
12	F.BAGNAIA	33.642	J.MCPHEE	16.377	M.OLIVEIRA	28.769	D.KENT	23.798	12	M.OLIVEIRA	1'42.658	1'42.872	(13)
13	H.AZMI	33.664	D.KENT	16.393	A.SISSIS	28.775	A.MASBOU	23.803	13	D.KENT	1'42.674	1'42.820	(11)
14	J.KORNFEIL	33.690	K.HANIKA	16.397	K.HANIKA	28.799	A.RINS	23.819	14	F.BAGNAIA	1'42.711	1'43.339	(19)
15	N.ANTONELLI	33.712	A.TONUCCI	16.405	F.BAGNAIA	28.803	E.VAZQUEZ	23.825	14	B.BINDER	1'42.711	1'43.058	(16)
16	E.VAZQUEZ	33.750	A.LOCATELLI	16.430	A.MASBOU	28.816	H.AZMI	23.850	16	J.IWEMA	1'42.800	1'43.108	(17)
17	A.LOCATELLI	33.764	B.BINDER	16.431	J.IWEMA	28.873	J.GUEVARA	23.851	17	J.KORNFEIL	1'42.864	1'42.914	(14)
18	M.OLIVEIRA	33.783	H.AZMI	16.441	D.KENT	28.877	B.SCHOUTEN	23.859	18	E.VAZQUEZ	1'42.869	1'42.948	(15)
19	J.IWEMA	33.800	I.VIÑALES	16.444	E.GRANADO	28.883	L.GRÜNWARD	23.866	19	H.AZMI	1'42.892	1'43.552	(23)
20	J.MCPHEE	33.801	Z.KHAIRUDDIN	16.446	H.AZMI	28.937	A.LOCATELLI	23.904	20	A.SISSIS	1'43.021	1'43.176	(18)
21	A.SISSIS	33.843	M.FERRARI	16.447	E.VAZQUEZ	28.949	J.KORNFEIL	23.930	21	A.LOCATELLI	1'43.133	1'43.468	(22)
22	B.SCHOUTEN	33.883	A.SISSIS	16.450	S.DEROUE	28.956	B.BINDER	23.931	22	J.GUEVARA	1'43.251	1'43.393	(20)
23	P.OETTL	33.890	E.GRANADO	16.456	J.GUEVARA	28.986	S.DEROUE	23.946	23	B.SCHOUTEN	1'43.328	1'43.827	(29)
24	L.LOI	33.935	S.DEROUE	16.468	P.OETTL	28.987	E.BASTIANINI	23.946	24	S.DEROUE	1'43.342	1'43.397	(21)

These data/results cannot be reproduced, stored and/or transmitted in whole or in part by any manner of electronic, mechanical, photocopying, recording, broadcasting or otherwise now known or herein after developed without the previous express consent by the copyright owner, except for reproduction in daily press and regular printed publications on sale to the public within 60 days of the event related to those data/results and always provided that copyright symbol appears together as follows below.
© DORNA, 2014

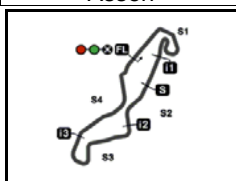
Official MotoGP Timing by 
www.motogp.com



Assen

Results and timing service provided by 

Moto3



4542 m.

IVECO DAILY TT ASSEN

Qualifying

Best Partial Times

IT Ideal Lap Time, sum of the best partial times*BT* Best Lap Time

<i>T1</i>			<i>T2</i>			<i>T3</i>			<i>T4</i>				
<i>Pos</i>	<i>Rider</i>	<i>Time</i>	<i>Rider</i>	<i>Time</i>	<i>Rider</i>	<i>Time</i>	<i>Rider</i>	<i>Time</i>	<i>Pos</i>	<i>Rider</i>	<i>IT</i>	<i>BT</i>	
25	J.GUEVARA	33.937	J.GUEVARA	16.477	A.LOCATELLI	29.035	A.SISSIS	23.953	25	P.OETTL	1'43.440	1'43.680	(25)
26	M.FERRARI	33.938	L.GRÜNWALD	16.482	B.SCHOUTEN	29.066	Z.KHAIRUDDIN	23.969	26	E.GRANADO	1'43.443	1'43.691	(26)
27	L.GRÜNWALD	33.963	F.BAGNAIA	16.514	M.FERRARI	29.086	P.OETTL	24.023	27	M.FERRARI	1'43.498	1'43.629	(24)
28	S.DEROUE	33.972	B.SCHOUTEN	16.520	Z.KHAIRUDDIN	29.122	M.FERRARI	24.027	28	L.GRÜNWALD	1'43.513	1'43.982	(31)
29	A.TONUCCI	33.977	J.KORNFEIL	16.529	A.TONUCCI	29.128	L.LOI	24.074	29	Z.KHAIRUDDIN	1'43.515	1'43.794	(27)
30	Z.KHAIRUDDIN	33.978	P.OETTL	16.540	L.LOI	29.156	E.GRANADO	24.119	30	A.TONUCCI	1'43.641	1'43.810	(28)
31	E.GRANADO	33.985	L.LOI	16.587	L.GRÜNWALD	29.202	A.TONUCCI	24.131	31	L.LOI	1'43.752	1'43.851	(30)
32	J.DANILO	34.093	J.DANILO	16.596	J.DANILO	29.331	T.VAN LEEUWE	24.266	32	J.DANILO	1'44.302	1'44.514	(32)
33	T.VAN LEEUWE	34.382	A.CARRASCO	16.651	T.VAN LEEUWE	29.432	J.DANILO	24.282	33	T.VAN LEEUW	1'44.753	1'45.138	(34)
34	A.CARRASCO	34.389	T.VAN LEEUWE	16.673	A.CARRASCO	29.554	A.CARRASCO	24.283	34	A.CARRASCO	1'44.877	1'45.077	(33)
35	G.RAMOS	34.566	G.RAMOS	16.775	G.RAMOS	29.616	G.RAMOS	24.564	35	G.RAMOS	1'45.521	1'45.943	(35)


These data/results cannot be reproduced, stored and/or transmitted in whole or in part by any manner of electronic, mechanical, photocopying, recording, broadcasting or otherwise now known or herein after developed without the previous express consent by the copyright owner, except for reproduction in daily press and regular printed publications on sale to the public within 60 days of the event related to those data/results and always provided that copyright symbol appears together as follows below.

© DORNA, 2014

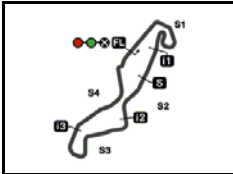
Official MotoGP Timing by **TISSOT**
www.motogp.com



Assen

Results and timing service provided by 

Moto3




4542 m.

IVECO DAILY TT ASSEN

Qualifying

Fastest Laps Sequence

<i>Practice Time</i>	 <i>Rider</i>	<i>Nation</i>	<i>Motorcycle</i>	<i>Time</i>	<i>Km/h</i>	<i>Rider's Lap</i>
3'37.475	65 Philipp OETTL	GER	KALEX KTM	1'45.832	154.5	2
3'43.993	31 Niklas AJO	FIN	HUSQVARNA	1'44.239	156.8	2
3'58.494	5 Romano FENATI	ITA	KTM	1'43.478	158.0	2
5'41.488	5 Romano FENATI	ITA	KTM	1'42.994	158.7	3
7'24.082	5 Romano FENATI	ITA	KTM	1'42.594	159.3	4
7'24.617	12 Alex MARQUEZ	SPA	HONDA	1'42.554	159.4	4
9'06.973	12 Alex MARQUEZ	SPA	HONDA	1'42.356	159.7	5
37'19.751	8 Jack MILLER	AUS	KTM	1'42.240	159.9	14

These data/results cannot be reproduced, stored and/or transmitted in whole or in part by any manner of electronic, mechanical, photocopying, recording, broadcasting or otherwise now known or herein after developed without the previous express consent by the copyright owner, except for reproduction in daily press and regular printed publications on sale to the public within 60 days of the event related to those data/results and always provided that copyright symbol appears together as follows below.

© DORNA, 2014

Official MotoGP Timing by TISSOT
www.motogp.com

Assen, Friday, June 27, 2014

