

Results and timing service provided by TISSOT

MotoGP

COMMERCIAL BANK GRAND PRIX OF QATAR

Free Practice Nr. 2

Classification

6

Rider	Nation	Team	Motorcycle	Time	Lap Total	Gap	Top Speed
1 41 Aleix ESPARGARO	SPA	NGM Forward Racing	FORWARD YAMAHA	1'54.989	12 13		333.0
2 4 Andrea DOVIZIOSO	ITA	Ducati Team	DUCATI	1'55.320	13 16	0.331 0.331	348.3
3 19 Alvaro BAUTISTA	SPA	GO&FUN Honda Gresini	HONDA	1'55.446	14 17	0.457 0.126	342.8
4 26 Dani PEDROSA	SPA	Repsol Honda Team	HONDA	1'55.562	9 18	0.573 0.116	343.0
5 93 Marc MARQUEZ	SPA	Repsol Honda Team	HONDA	1'55.607	8 16	0.618 0.045	344.7
6 38 Bradley SMITH	GBR	Monster Yamaha Tech 3	YAMAHA	1'55.650	15 18	0.661 0.043	335.8
7 6 Stefan BRADL	GER	LCR Honda MotoGP	HONDA	1'55.856	8 17	0.867 0.206	338.7
8 44 Poi ESPARGARO	SPA	Monster Yamaha Tech 3	YAMAHA	1'55.913	5 15	0.924 0.057	337.7
9 46 Valentino ROSSI	ITA	Movistar Yamaha MotoGP	YAMAHA	1'55.984	18 18	0.995 0.071	338.1
10 29 Andrea IANNONE	ITA	Pramac Racing	DUCATI	1'56.006	17 17	1.017 0.022	340.3
11 99 Jorge LORENZO	SPA	Movistar Yamaha MotoGP	YAMAHA	1'56.172	10 17	1.183 0.166	337.1
12 5 Colin EDWARDS	USA	NGM Forward Racing	FORWARD YAMAHA	1'56.238	13 16	1.249 0.066	328.9
13 35 Cal CRUTCHLOW	GBR	Ducati Team	DUCATI	1'56.720	12 16	1.731 0.482	338.7
14 69 Nicky HAYDEN	USA	Drive M7 Aspar	HONDA	1'57.006	12 14	2.017 0.286	324.1
15 68 Yonny HERNANDEZ	COL	Energy T.I. Pramac Racing	DUCATI	1'57.119	14 14	2.130 0.113	336.1
16 45 Scott REDDING	GBR	GO&FUN Honda Gresini	HONDA	1'57.296	15 15	2.307 0.177	321.7
17 17 Karel ABRAHAM	CZE	Cardion AB Motoracing	HONDA	1'57.368	5 13	2.379 0.072	325.6
18 7 Hiroshi AOYAMA	JPN	Drive M7 Aspar	HONDA	1'57.634	5 19	2.645 0.266	327.2
19 8 Hector BARBERA	SPA	Avintia Racing	AVINTIA	1'58.290	12 12	3.301 0.656	322.8
20 63 Mike DI MEGLIO	FRA	Avintia Racing	AVINTIA	1'58.410	13 13	3.421 0.120	321.4
21 23 Broc PARKES	AUS	Paul Bird Motorsport	PBM	1'58.436	7 12	3.447 0.026	316.9
22 9 Danilo PETRUCCI	ITA	IodaRacing Project	ART	1'59.078	14 15	4.089 0.642	321.7
23 70 Michael LAVERTY	GBR	Paul Bird Motorsport	PBM	1'59.646	10 10	4.657 0.568	321.3

Practice condition: Dry

Air: 26°

Humidity: 44%

Ground: 28°

Fastest Lap:	Lap: 12	Aleix ESPARGARO	1'54.989	168.4 Km/h
Circuit Record Lap:	2008	Casey STONER	1'55.153	168.1 Km/h
Circuit Best Lap:	2008	Jorge LORENZO	1'53.927	170.0 Km/h

The results are provisional until the end of the limit for protest and appeals.

Time limit for protest expires 60' after publication of the results - Mr. Time:

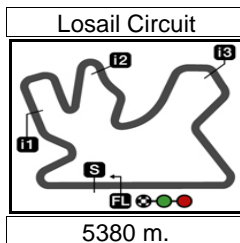
These data/results cannot be reproduced, stored and/or transmitted in whole or in part by any manner of electronic, mechanical, photocopying, recording, broadcasting or otherwise now known or herein after developed without the previous express consent by the copyright owner, except for reproduction in daily press and regular printed publications on sale to the public within 60 days of the event related to those data/results and always provided that copyright symbol appears together as follows below.

© DORNA, 2014

Official MotoGP Timing by TISSOT
www.motogp.com

Doha, Friday, March 21, 2014





Results and timing service provided by TISSOT

MotoGP

COMMERCIAL BANK GRAND PRIX OF QATAR

Free Practice Nr. 2

Combined Free Practice Times

7

		Rider	Nation	Team	MOTORCYCLE	FP1	FP2	Gap
1	41	A.ESPARGARO	SPA	NGM Forward Racing	IRWARD YAMAHA	1'55.201 13	1'54.989 12	
2	4	A.DOVIZIOSO	ITA	Ducati Team	DUCATI	1'57.100 17	1'55.320 13	0.331 0.331
3	19	A.BAUTISTA	SPA	GO&FUN Honda Gresini	HONDA	1'55.667 14	1'55.446 14	0.457 0.126
4	26	D.PEDROSA	SPA	Repsol Honda Team	HONDA	1'56.332 13	1'55.562 9	0.573 0.116
5	93	M.MARQUEZ	SPA	Repsol Honda Team	HONDA	1'56.682 13	1'55.607 8	0.618 0.045
6	38	B.SMITH	GBR	Monster Yamaha Tech 3	YAMAHA	1'55.816 14	1'55.650 15	0.661 0.043
7	6	S.BRADL	GER	LCR Honda MotoGP	HONDA	1'56.726 6	1'55.856 8	0.867 0.206
8	44	P.ESPARGARO	SPA	Monster Yamaha Tech 3	YAMAHA	1'56.020 15	1'55.913 5	0.924 0.057
9	46	V.ROSSI	ITA	Movistar Yamaha MotoGP	YAMAHA	1'56.542 12	1'55.984 18	0.995 0.071
10	29	A.IANNONE	ITA	Pramac Racing	DUCATI	1'55.996 15	1'56.006 17	1.007 0.012
11	99	J.LORENZO	SPA	Movistar Yamaha MotoGP	YAMAHA	1'56.668 11	1'56.172 10	1.183 0.176
12	5	C.EDWARDS	USA	NGM Forward Racing	IRWARD YAMAHA	1'56.626 8	1'56.238 13	1.249 0.066
13	69	N.HAYDEN	USA	Drive M7 Aspar	HONDA	1'56.670 18	1'57.006 12	1.681 0.432
14	35	C.CRUTCHLOW	GBR	Ducati Team	DUCATI	1'57.046 15	1'56.720 12	1.731 0.050
15	68	Y.HERNANDEZ	COL	Energy T.I. Pramac Racing	DUCATI	1'57.623 3	1'57.119 14	2.130 0.399
16	45	S.REDDING	GBR	GO&FUN Honda Gresini	HONDA	1'58.495 8	1'57.296 15	2.307 0.177
17	17	K.ABRAHAM	CZE	Cardion AB Motoracing	HONDA	1'57.779 15	1'57.368 5	2.379 0.072
18	7	H.AOYAMA	JPN	Drive M7 Aspar	HONDA	1'58.182 6	1'57.634 5	2.645 0.266
19	8	H.BARBERA	SPA	Avintia Racing	AVINTIA	1'58.394 11	1'58.290 12	3.301 0.656
20	63	M.DI MEGLIO	FRA	Avintia Racing	AVINTIA	1'58.732 12	1'58.410 13	3.421 0.120
21	23	B.PARKES	AUS	Paul Bird Motorsport	PBM	1'59.328 4	1'58.436 7	3.447 0.026
22	9	D.PETRUCCI	ITA	IodaRacing Project	ART	1'59.321 11	1'59.078 14	4.089 0.642
23	70	M.LAVERTY	GBR	Paul Bird Motorsport	PBM		1'59.646 10	4.657 0.568

Pole Position Record:	2008	Jorge LORENZO	1'53.927	170.0 Km/h
Circuit Record Lap:	2008	Casey STONER	1'55.153	168.1 Km/h
Circuit Best Lap:	2008	Jorge LORENZO	1'53.927	170.0 Km/h

The results are provisional until the end of the limit for protest and appeals.

Time limit for protest expires 60' after publication of the results - Mr. Time:

These data/results cannot be reproduced, stored and/or transmitted in whole or in part by any manner of electronic, mechanical, photocopying, recording, broadcasting or otherwise now known or herein after developed without the previous express consent by the copyright owner, except for reproduction in daily press and regular printed publications on sale to the public within 60 days of the event related to those data/results and always provided that copyright symbol appears together as follows below.

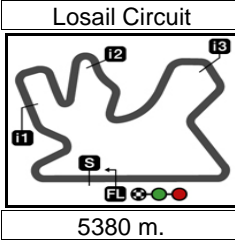
© DORNA, 2014

Official MotoGP Timing by TISSOT

www.motogp.com

Doha, Friday, March 21, 2014





COMMERCIAL BANK GRAND PRIX OF QATAR

Free Practice Nr. 2

Top Speed & Average

8



Rider	Nation	Motorcycle	Top 5 speeds					Average	Top
4 Andrea DOVIZIOSO	ITA	DUCATI	348.3	343.2	342.8	341.9	341.0	343.0	348.3
93 Marc MARQUEZ	SPA	HONDA	344.7	344.0	341.5	340.1	339.9	342.0	344.7
26 Dani PEDROSA	SPA	HONDA	343.0	341.7	341.4	341.1	338.9	341.2	343.0
19 Alvaro BAUTISTA	SPA	HONDA	342.8	342.6	341.3	341.3	340.6	341.7	342.8
29 Andrea IANNONE	ITA	DUCATI	340.3	338.7	338.7	338.5	337.8	338.8	340.3
6 Stefan BRADL	GER	HONDA	338.7	338.3	338.1	337.8	337.6	338.1	338.7
35 Cal CRUTCHLOW	GBR	DUCATI	338.7	338.6	338.1	337.6	337.5	338.1	338.7
46 Valentino ROSSI	ITA	YAMAHA	338.1	337.9	337.9	336.8	336.5	337.4	338.1
44 Po Espargaro	SPA	YAMAHA	337.7	336.6	336.2	336.2	336.0	336.5	337.7
99 Jorge LORENZO	SPA	YAMAHA	337.1	336.8	336.4	335.5	334.7	336.1	337.1
68 Yonny HERNANDEZ	COL	DUCATI	336.1	333.6	333.6	333.5	332.4	333.8	336.1
38 Bradley SMITH	GBR	YAMAHA	335.8	335.4	335.2	334.8	334.7	335.2	335.8
41 Aleix ESPARGARO	SPA	FORWARD YA	333.0	329.6	329.1	327.0	326.7	329.1	333.0
5 Colin EDWARDS	USA	FORWARD YA	328.9	328.8	327.6	326.9	326.7	327.6	328.9
7 Hiroshi AOYAMA	JPN	HONDA	327.2	326.4	325.8	325.7	325.1	326.0	327.2
17 Karel ABRAHAM	CZE	HONDA	325.6	324.9	323.1	322.8	322.3	323.7	325.6
69 Nicky HAYDEN	USA	HONDA	324.1	323.4	322.8	322.4	321.1	322.8	324.1
8 Hector BARBERA	SPA	AVINTIA	322.8	322.3	321.2	320.5	319.5	321.3	322.8
9 Danilo PETRUCCI	ITA	ART	321.7	320.8	320.7	318.7	318.5	319.8	321.7
45 Scott REDDING	GBR	HONDA	321.7	321.4	320.9	320.5	320.5	321.0	321.7
63 Mike DI MEGLIO	FRA	AVINTIA	321.4	319.3	318.5	318.5	317.6	319.1	321.4
70 Michael LAVERTY	GBR	PBM	321.3	320.6	319.7	315.6	284.8	312.4	321.3
23 Broc PARKES	AUS	PBM	316.9	316.9	316.4	316.0	315.3	316.3	316.9

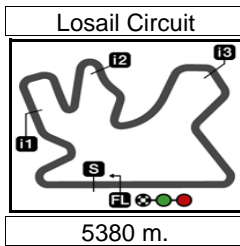
These data/results cannot be reproduced, stored and/or transmitted in whole or in part by any manner of electronic, mechanical, photocopying, recording, broadcasting or otherwise now known or herein after developed without the previous express consent by the copyright owner, except for reproduction in daily press and regular printed publications on sale to the public within 60 days of the event related to those data/results and always provided that copyright symbol appears together as follows below.

© DORNA, 2014

Official MotoGP Timing by TISSOT
www.motogp.com



Doha, Friday, March 21, 2014



Results and timing service provided by TISSOT

MotoGP

COMMERCIAL BANK GRAND PRIX OF QATAR

Free Practice Nr. 2

Chronological Analysis of Performances

9

P Crossing the finish line in pit lane		T1 Time from finish line to 1st intermediate		T2 Time from 1st intermed. to 2nd intermed.		T3 Time from 2nd intermed. to 3rd intermed.		T4 Time from 3rd intermediate to finish line					
Lap	Lap Time	T1	T2	T3	T4	Speed	Lap	Lap Time	T1	T2	T3	T4	Speed
1st	41	Aleix ESPARGARO		NGM Forward Racing		SPA							
		Runs=4	Total laps=13	Full laps=7									
1	3'04.768	1'29.534	32.673	29.834	32.727	136.5	16	1'59.608	27.867	30.872	28.790	32.079	338.2
2	1'56.498	25.555	30.110	28.912	31.921	322.0	17	1'56.144	25.233	30.204	28.758	31.949	340.1
3	1'56.215	25.202	30.102	28.925	31.986	325.7							
4	5'36.796 P	26.719	31.786	28.963	4'09.328	322.0							
5	2'07.865	33.547	32.111	29.927	32.280	146.5							
6	1'55.449	25.310	29.935	28.515	31.689	329.1							
7	1'55.283	25.049	29.917	28.495	31.822	329.6							
8	10'19.296 P	25.193	31.447	28.977	8'53.679	333.0							
9	9'29.673 P	34.239	32.233	29.744	7'53.457	142.2							
10	2'08.221	34.723	32.038	29.015	32.445	130.1							
11	1'55.054	25.158	29.796	28.350	31.750	322.6							
12	1'54.989	25.018	29.772	28.452	31.747	327.0							
13	1'55.124	25.069	29.910	28.292	31.853	326.7							
4th	26	Dani PEDROSA		Repsol Honda Team		SPA							
		Runs=3	Total laps=18	Full laps=13									
1	2'18.582	42.383	32.963	30.439	32.797	121.9							
2	1'57.611	25.932	30.571	29.044	32.064	341.4							
3	1'57.512	25.703	30.518	29.102	32.189	338.9							
4	1'57.462	25.816	30.634	28.925	32.087	338.7							
5	1'56.998	25.478	30.484	28.950	32.086	341.1							
6	6'13.110 P	27.299	32.835	30.063	4'42.913	335.1							
7	2'13.629	36.347	32.547	32.428	32.307	137.2							
8	1'56.381	25.694	30.357	28.689	31.641	338.7							
9	1'55.562	25.255	30.117	28.558	31.632	343.0							
10	7'01.977 P	26.508	31.904	30.142	5'33.423	341.7							
11	2'06.631	34.634	30.728	29.130	32.139	118.6							
12	1'56.567	25.504	30.260	28.743	32.060	338.6							
13	1'55.828	25.286	30.051	28.604	31.887	338.5							
14	1'56.225	25.325	30.276	28.648	31.976	338.8							
15	2'06.701	27.810	33.613	32.622	32.656	335.7							
16	2'06.595	25.403	32.071	36.388	32.733	338.3							
17	1'56.313	25.432	30.175	28.707	31.999	338.0							
18	1'56.123	25.313	30.192	28.720	31.898	338.4							
5th	93	Marc MARQUEZ		Repsol Honda Team		SPA							
		Runs=3	Total laps=16	Full laps=11									
1	2'18.878	42.503	33.503	30.120	32.752	146.1							
2	1'57.851	26.033	30.950	28.663	32.205	330.9							
3	1'56.702	25.322	30.536	28.801	32.043	344.0							
4	2'00.685	27.115	31.300	29.927	32.343	339.1							
5	1'56.687	25.416	30.318	28.694	32.259	339.7							
6	9'21.495 P	28.312	32.176	29.401	7'51.606	338.7							
7	2'07.961	32.603	33.502	29.296	32.560	118.7							
8	1'55.607	25.388	30.121	28.426	31.672	341.5							
9	1'55.990	25.226	30.208	28.566	31.990	344.7							
10	1'56.201	25.268	30.267	28.716	31.950	339.9							
11	7'55.679 P	27.126	31.848	29.709	6'26.996	338.3							
12	2'07.078	34.247	31.535	29.181	32.115	92.2							
13	1'59.721	25.424	30.924	30.357	33.016	337.5							
14	2'10.832	25.864	35.324	36.993	32.651	294.3							
15	1'56.158	25.315	30.244	28.603	31.996	336.8							
16	1'58.720	25.331	30.508	29.539	33.342	340.1							
6th	38	Bradley SMITH		Monster Yamaha Tec		GBR							
		Runs=3	Total laps=19	Full laps=13									
1	2'42.233	1'04.820	33.847	30.350	33.216	144.7							
2	1'58.044	25.999	30.592	28.908	32.545	330.0							
3	1'57.000	25.702	30.319	28.866	32.113	329.9							
4	1'57.122	25.439	30.309	28.598	32.776	334.0							
5	1'57.194	25.534	30.346	28.659	32.655	332.5							
6	2'03.287	31.782	30.420	28.881	32.204	332.6							
7	1'56.755	25.422	30.380	28.763	32.190	335.2							

Fastest Lap: Aleix ESPARGARO NGM Forward Racing SPA 1'54.989 25.018 29.772 28.452 31.747

These data/results cannot be reproduced, stored and/or transmitted in whole or in part by any manner of electronic, mechanical, photocopying, recording, broadcasting or otherwise now known or herein after developed without the previous express consent by the copyright owner, except for reproduction in daily press and regular printed publications on sale to the public within 60 days of the event related to those data/results and always provided that copyright symbol appears together as follows below.
© DORNA, 2014



Free Practice Nr. 2

MotoGP

Lap	Lap Time	T1	T2	T3	T4	Speed	Lap	Lap Time	T1	T2	T3	T4	Speed
8	1'56.379	25.423	30.239	28.693	32.024	334.8	11	1'56.731	25.461	30.363	28.834	32.073	336.5
9	7'41.878 P	28.611	31.246	29.601	6'12.420	335.4	12	2'05.240	27.663	32.876	32.055	32.646	333.4
10	2'02.425	30.655	30.505	29.099	32.166	144.2	13	1'57.214	25.768	30.466	28.899	32.081	332.6
11	1'55.868	25.197	30.061	28.643	31.967	335.8	14	1'56.437	25.456	30.169	28.715	32.097	334.6
12	1'56.124	25.336	30.114	28.610	32.064	334.0	15	6'34.474 P	26.368	30.911	29.292	5'07.903	334.1
13	5'06.346 P	25.241	30.244	28.880	3'41.981	331.5	16	2'12.266	34.710	32.593	32.660	32.303	126.7
14	2'00.915	29.808	30.423	28.717	31.967	149.3	17	1'56.256	25.494	30.200	28.720	31.842	334.7
15	1'55.650	25.289	29.953	28.440	31.968	334.0	18	1'55.984	25.278	30.054	28.675	31.977	336.8
16	1'55.815	25.210	30.214	28.452	31.939	333.4							
17	1'56.686	25.627	30.345	28.655	32.059	334.7							
18	1'55.954	25.279	30.201	28.526	31.948	334.1							
	PIT	25.177	36.877	31.389		334.1							

7th 6 Stefan BRADL LCR Honda MotoGP GER
Runs=4 Total laps=17 Full laps=10

1	2'16.769	41.502	32.699	29.923	32.645	142.4
2	1'57.012	25.637	30.479	28.814	32.082	337.5
3	1'56.300	25.391	30.230	28.672	32.007	337.6
4	4'26.964 P	25.382	30.303	28.752	3'02.527	338.1
5	2'06.105	33.307	31.435	29.142	32.221	140.8
6	1'56.392	25.258	30.675	28.570	31.889	337.3
7	1'55.871	25.307	30.200	28.543	31.821	336.6
8	1'55.856	25.206	30.155	28.580	31.915	338.7
9	6'54.540 P	26.430	32.206	30.768	5'25.136	338.3
10	2'05.468	33.446	31.015	28.993	32.014	142.1
11	1'56.749	25.415	30.436	28.812	32.086	337.8
12	1'56.664	25.423	30.379	28.742	32.120	334.5
13	6'25.129 P	26.599	31.015	28.708	4'58.807	333.7
14	2'07.309	34.481	31.577	29.079	32.172	147.4
15	1'56.143	25.459	30.154	28.674	31.856	334.8
16	1'55.900	25.247	30.098	28.640	31.915	336.2
17	1'55.968	25.217	30.165	28.567	32.019	337.1

8th 44 Pol ESPARGARO Monster Yamaha Tec SPA
Runs=4 Total laps=15 Full laps=8

1	2'33.359	1'00.070	31.660	29.073	32.556	142.1
2	1'57.010	25.827	30.398	28.657	32.128	332.1
3	6'18.057 P	25.345	30.181			333.1
4	2'05.178	32.826	31.210	29.010	32.132	185.8
5	1'55.913	25.311	30.166	28.556	31.880	335.9
6	1'56.545	25.247	30.397	28.883	32.018	337.7
7	8'10.733 P	27.794	32.424	30.258	6'40.257	336.6
8	2'06.615	34.409	30.746	29.243	32.217	84.7
9	2'20.174	25.671	30.408	28.821	55.274	336.2
10	2'02.233	29.141	31.453	29.018	32.621	265.0
11	1'56.908	25.480	30.339	28.765	32.324	334.5
12	1'56.752	25.356	30.434	28.859	32.103	335.2
13	5'46.637 P	27.841	32.874	30.497	4'15.425	336.0
14	2'07.741	31.296	34.080	29.537	32.828	179.3
15	1'57.018	25.538	30.422	28.749	32.309	336.2

9th 46 Valentino ROSSI Movistar Yamaha Mot ITA
Runs=3 Total laps=18 Full laps=13

1	2'12.849	38.804	32.316	29.452	32.277	161.2
2	1'57.201	25.922	30.378	28.829	32.072	334.2
3	1'56.353	25.516	30.131	28.717	31.989	336.2
4	1'56.661	25.772	30.263	28.640	31.986	332.0
5	1'56.330	25.311	30.305	28.841	31.873	338.1
6	1'56.628	25.554	30.314	28.746	32.014	337.9
7	1'56.661	25.546	30.276	28.891	31.948	337.9
8	7'27.817 P	29.586	31.405	29.466	5'57.360	333.1
9	2'11.330	37.694	31.943	29.379	32.314	80.0
10	1'56.972	25.613	30.303	28.897	32.159	335.4

10th 29 Andrea IANNONE Pramac Racing ITA
Runs=3 Total laps=17 Full laps=12

1	2'11.617	37.188	32.525	29.426	32.478	171.4
2	1'57.197	25.948	30.456	28.714	32.079	326.6
3	1'56.492	25.678	30.269	28.722	31.823	336.2
4	1'56.627	25.456	30.409	28.819	31.943	337.5
5	1'56.552	25.531	30.387	28.688	31.946	338.5
6	1'56.820					
7	8'18.345 P					
8	2'10.007	33.871	32.340	30.150	33.646	117.9
9	1'57.244	25.691	30.575	28.897	32.081	338.7
10	1'56.721	25.532	30.313	28.837	32.039	340.3
11	1'56.970	25.453	30.497	28.914	32.106	335.0
12	7'20.646 P	26.270	31.553	30.359	5'52.464	336.8
13	2'02.225	30.283	30.734	29.259	31.949	152.1
14	1'56.254	25.457	30.182	28.670	31.945	337.8
15	1'56.418	25.466	30.257	28.737	31.958	338.7
16	2'03.717	29.239	32.725	29.849	31.904	332.9
17	1'56.006	25.484	30.163			333.4

11th 99 Jorge LORENZO Movistar Yamaha Mot SPA
Runs=3 Total laps=17 Full laps=12

1	2'11.438	36.882	32.430	29.592	32.534	171.9
2	1'57.108	26.047	30.285	28.831	31.945	331.4
3	1'56.567	25.560	30.350	28.729	31.928	334.4
4	1'56.649	25.490	30.377	28.760	32.022	332.9
5	1'56.432	25.396	30.353	28.718	31.965	333.7
6	1'56.732	25.411	30.233	29.030	32.058	334.2
7	1'56.491	25.321	30.347	28.920	31.903	335.5
8	9'51.525 P	28.141	32.016	29.807	8'21.561	334.6
9	2'01.402	30.048	30.609	28.922	31.823	180.1
10	1'56.172	25.395	30.186	28.755	31.836	336.8
11	1'56.371	25.388	30.268	28.822	31.893	336.4
12	1'56.239	25.345	30.250	28.734	31.910	334.7
13	2'00.540	28.914	30.696	28.881	32.049	334.0
14	6'29.120 P	25.358	30.232	28.748	5'04.782	337.1
15	2'05.291	31.658	30.982	30.690	31.961	166.3
16	1'56.804	25.646	30.388	28.908	31.862	333.5
17	1'56.398	25.313	30.309	28.925	31.851	334.4

12th 5 Colin EDWARDS NGM Forward Racing USA
Runs=3 Total laps=16 Full laps=11

1	2'55.758	1'16.793	34.170	31.109	33.686	112.7
2	1'59.380	26.537	30.981	29.429	32.433	323.9
3	2'04.884	25.622	30.412	36.064	32.786	325.8
4	1'57.092	25.493	30.228	28.838	32.533	328.8
5	1'56.843	25.441	30.307	28.818	32.277	326.2
6	9'45.558 P	26.564	32.372	29.540	8'17.082	326.7
7	2'14.470	39.360	32.631	29.929	32.550	117.7
8	1'56.343	25.447	30.161	28.722	32.013	328.9
9	1'56.543	25.323	30.015	28.724	32.481	326.9
10	1'56.524	25.382	30.169	28.781	32.192	325.6
11	6'46.477 P	26.893	31.997	29.509	5'18.078	325.2
12	2'12.209	35.662	34.008	30.027	32.512	134.8

Fastest Lap: Aleix ESPARGARO NGM Forward Racing SPA **1'54.989** 25.018 29.772 28.452 31.747

These data/results cannot be reproduced, stored and/or transmitted in whole or in part by any manner of electronic, mechanical, photocopying, recording, broadcasting or otherwise now known or herein after developed without the previous express consent by the copyright owner, except for reproduction in daily press and regular printed publications on sale to the public within 60 days of the event related to those data/results and always provided that copyright symbol appears together as follows below.
© DORNA, 2014



Free Practice Nr. 2

MotoGP

Lap	Lap Time	T1	T2	T3	T4	Speed	Lap	Lap Time	T1	T2	T3	T4	Speed
13	<u>1'56.238</u>	25.384	30.138	<u>28.645</u>	32.071	326.7	2	<u>2'00.215</u>	26.785	31.556	29.003	32.871	320.9
14	<u>2'03.692</u>	27.335	31.963	29.924	34.470	325.8	3	<u>1'58.811</u>	25.938	30.862	29.227	32.784	318.4
15	<u>1'56.609</u>	25.463	30.204	28.730	32.212	327.6	4	<u>2'00.697</u>	26.816	31.911	28.991	32.979	319.4
16	<u>2'03.963</u>	27.934	32.862	29.816	33.351	322.7	5	<u>1'58.446</u>	25.894	30.806	28.992	32.754	320.5
13th 35 Cal CRUTCHLOW Ducati Team GBR Runs=3 Total laps=17 Full laps=11							6	<u>12'15.346</u> P	<u>28.759</u>	<u>32.297</u>	<u>29.517</u>	<u>10'44.773</u>	<u>320.5</u>
1	2'17.089	41.058	33.036	<u>30.504</u>	32.491	170.2	7	<u>2'18.212</u>	39.902	32.330	31.848	34.132	161.1
2	<u>1'57.236</u>	25.940	30.374	<u>28.756</u>	32.166	327.0	8	<u>1'58.995</u>	26.075	30.925	29.223	32.772	<u>320.2</u>
3	<u>1'56.967</u>	25.553	30.368	28.839	32.207	334.7	9	<u>1'58.734</u>	25.918	30.847	29.085	32.884	<u>321.7</u>
4	<u>1'57.229</u>	25.623	30.504	28.931	32.171	337.6	10	<u>1'59.048</u>	25.854	30.984	29.181	33.029	318.6
5	<u>7'29.798</u> P	<u>27.235</u>	<u>32.966</u>	<u>31.797</u>	<u>5'57.800</u>	<u>337.1</u>	11	<u>6'41.106</u> P	<u>28.166</u>	<u>32.706</u>	<u>32.801</u>	<u>5'07.433</u>	<u>316.8</u>
6	2'06.771	32.393	31.985	29.893	32.500	165.5	12	<u>2'07.195</u>	32.807	32.115	<u>29.414</u>	<u>32.859</u>	164.9
7	<u>1'56.767</u>	25.515	<u>30.327</u>	28.803	32.122	<u>338.7</u>	13	<u>1'57.399</u>	25.907	<u>30.517</u>	<u>28.578</u>	<u>32.397</u>	318.8
8	<u>1'56.923</u>	25.534	30.604	28.831	<u>31.954</u>	337.5	14	<u>1'57.424</u>	25.640	<u>30.508</u>	28.759	32.517	319.7
9	<u>1'57.079</u>	25.571	30.550	28.987	31.971	337.2	15	<u>1'57.296</u>	<u>25.558</u>	30.576	28.655	32.507	321.4
10	<u>9'22.599</u> P	32.882	32.486	32.614	<u>7'44.617</u>	<u>338.6</u>	17th 17 Karel ABRAHAM Cardion AB Motoracin CZE Runs=3 Total laps=13 Full laps=8						
11	2'06.089	31.891	32.098	29.596	32.504	171.3	1	2'18.343	40.261	32.995	30.727	34.360	151.7
12	<u>1'56.720</u>	<u>25.488</u>	30.358	28.871	32.003	336.0	2	<u>1'59.178</u>	26.356	31.265	28.894	32.663	317.6
13	<u>1'56.996</u>	25.675	30.455	28.811	32.055	335.6	3	<u>1'57.840</u>	25.768	30.649	28.963	32.460	322.3
14	<u>2'01.304</u>	25.564	30.532	28.939	36.269	334.9	4	<u>1'59.216</u>	25.857	30.822	29.298	33.239	320.6
15	<u>2'02.574</u>	29.928	30.767	29.196	32.683	331.0	5	<u>1'57.368</u>	<u>25.574</u>	<u>30.492</u>	<u>28.762</u>	32.540	<u>325.6</u>
16	<u>1'57.130</u>	25.531	30.426	28.929	32.244	338.1	6	<u>10'41.667</u> P	<u>26.833</u>	<u>31.064</u>	<u>29.056</u>	<u>9'14.714</u>	<u>323.1</u>
	PIT	33.184	36.373	30.616		336.1	7	2'14.751	34.523	33.544	29.886	36.798	133.1
14th 69 Nicky HAYDEN Drive M7 Aspar USA Runs=3 Total laps=14 Full laps=9							8	<u>2'00.163</u>	28.140	30.805	28.765	32.453	317.0
1	2'46.011	1'08.227	33.203	30.691	33.890	156.0	9	<u>1'57.928</u>	25.636	31.048	28.800	<u>32.444</u>	322.8
2	<u>1'59.600</u>	26.429	31.363	29.158	32.650	318.3	10	<u>1'57.668</u>	25.614	30.609	28.864	32.581	324.9
3	<u>1'59.632</u>	26.163	31.181	29.341	32.947	322.4	11	<u>11'38.594</u> P	<u>28.264</u>	<u>32.389</u>	<u>29.932</u>	<u>10'08.009</u>	<u>318.9</u>
4	<u>1'57.322</u>	25.574	30.540	28.674	32.534	323.4	12	2'17.886	35.544	32.795	33.894	35.653	115.9
5	<u>12'17.911</u> P	26.474	31.829	29.313	<u>10'50.295</u>	<u>320.8</u>	13	<u>1'59.740</u>	25.845	30.695	29.131	34.069	320.5
6	2'09.224	32.677	32.791	29.581	34.175	165.0	18th 7 Hiroshi AOYAMA Drive M7 Aspar JPN Runs=3 Total laps=19 Full laps=14						
7	<u>1'58.449</u>	26.037	30.940	28.996	32.476	322.8	1	2'43.371	1'01.786	34.988	31.139	35.458	104.4
8	<u>1'57.421</u>	25.641	30.585	28.748	32.447	<u>324.1</u>	2	<u>2'01.143</u>	27.165	31.899	29.274	32.805	311.0
9	<u>7'28.122</u> P	<u>27.431</u>	<u>31.629</u>	<u>29.727</u>	<u>5'59.335</u>	<u>321.1</u>	3	<u>1'58.486</u>	25.919	30.684	29.255	32.628	326.4
10	2'09.771	33.632	33.163	29.686	33.290	162.7	4	<u>1'58.740</u>	26.263	30.606	29.214	32.657	321.2
11	<u>1'57.047</u>	<u>25.508</u>	<u>30.560</u>	<u>28.573</u>	<u>32.406</u>	<u>320.1</u>	5	<u>1'57.634</u>	<u>25.619</u>	<u>30.453</u>	28.952	32.610	324.4
12	<u>1'57.006</u>	25.558	<u>30.405</u>	28.648	<u>32.395</u>	319.0	6	<u>1'57.779</u>	25.860	<u>30.425</u>	<u>28.908</u>	32.586	324.8
13	<u>2'17.562</u>	29.061	37.422	31.693	39.386	316.7	7	<u>8'10.119</u> P	<u>26.070</u>	<u>32.696</u>	<u>35.125</u>	<u>6'36.228</u>	<u>325.7</u>
14	<u>2'04.982</u>	26.417	34.410	31.620	32.535	317.0	8	2'09.852	34.834	32.087	29.969	32.962	154.9
15th 68 Yonny HERNANDEZ Energy T.I. Pramac R COL Runs=4 Total laps=15 Full laps=7							9	<u>1'58.361</u>	25.951	30.754	29.212	<u>32.444</u>	<u>327.2</u>
1	2'18.881	42.848	32.711	29.886	33.436	169.3	10	<u>1'57.803</u>	25.817	30.466	29.021	32.499	325.8
2	<u>1'58.564</u>	26.375	30.905	29.017	<u>32.267</u>	<u>322.1</u>	11	<u>1'57.792</u>	25.740	30.619	28.909	32.524	325.1
3	<u>8'55.522</u> P	<u>25.645</u>	<u>1'03.046</u>	<u>33.096</u>	<u>6'53.735</u>	<u>336.1</u>	12	<u>1'57.903</u>	25.777	30.502	29.078	32.546	323.8
4	2'05.000	31.615	31.350	29.458	32.577	127.8	13	<u>3'31.230</u> P	<u>27.318</u>	<u>32.311</u>	<u>30.138</u>	<u>2'01.463</u>	<u>317.8</u>
5	<u>1'58.037</u>	25.819	30.562	29.027	32.629	333.6	14	2'21.244	39.040	35.056	31.771	35.377	127.5
6	<u>1'57.678</u>	25.570	30.503	29.130	32.475	333.5	15	<u>2'01.149</u>	27.067	31.742	29.465	32.875	321.0
7	<u>6'29.051</u> P	<u>25.779</u>	<u>30.693</u>	<u>29.476</u>	<u>5'03.103</u>	<u>333.6</u>	16	<u>1'58.483</u>	25.978	30.679	29.169	32.657	323.0
8	2'03.772	31.043	31.177	29.296	32.256	136.8	17	<u>1'58.408</u>	25.853	30.724	29.131	32.700	323.4
9	<u>1'57.355</u>	25.693	30.410	<u>28.880</u>	32.372	330.8	18	<u>1'58.079</u>	25.858	30.637	29.001	32.583	323.8
10	<u>2'11.653</u>	32.895	36.343	29.764	32.651	328.6	19	<u>1'58.214</u>	25.769	30.675	29.113	32.657	323.9
11	<u>1'57.413</u>	25.727	30.332	28.901	32.453	326.8	19th 8 Hector BARBERA Avintia Racing SPA Runs=3 Total laps=12 Full laps=7						
12	<u>5'09.654</u> P	<u>28.725</u>	<u>32.757</u>	<u>31.244</u>	<u>3'36.928</u>	<u>330.8</u>	1	3'46.578	2'06.660	34.520	30.884	34.514	149.0
13	2'09.960	36.418	31.447	29.500	32.595		2	<u>2'19.423</u>	33.786	39.179	<u>29.637</u>	36.821	304.3
14	<u>1'57.119</u>	<u>25.561</u>	<u>30.287</u>	28.977	32.294	329.3	3	<u>1'59.103</u>	26.109	31.075	<u>28.896</u>	33.023	319.5
	PIT	25.611	36.448	33.440		332.4	4	<u>8'54.043</u> P	<u>25.904</u>	<u>30.777</u>	<u>29.050</u>	<u>7'28.312</u>	<u>317.1</u>
16th 45 Scott REDDING GO&FUN Honda Gres GBR Runs=3 Total laps=15 Full laps=10							5	2'15.102	34.945	32.856	30.909	36.392	117.5
1	2'43.849	1'02.168	33.789	30.870	37.022	154.4	6	<u>1'59.044</u>	26.065	31.095	29.346	<u>32.538</u>	322.3
							7	<u>1'59.151</u>	26.078	31.073	29.380	32.620	320.5
							8	<u>13'25.133</u> P	<u>27.678</u>	<u>31.127</u>	<u>29.728</u>	<u>11'56.600</u>	<u>322.8</u>

Fastest Lap: Aleix ESPARGARO NGM Forward Racing SPA 1'54.989 25.018 29.772 28.452 31.747

These data/results cannot be reproduced, stored and/or transmitted in whole or in part by any manner of electronic, mechanical, photocopying, recording, broadcasting or otherwise now known or herein after developed without the previous express consent by the copyright owner, except for reproduction in daily press and regular printed publications on sale to the public within 60 days of the event related to those data/results and always provided that copyright symbol appears together as follows below.
© DORNA, 2014



Free Practice Nr. 2

MotoGP

Lap	Lap Time	T1	T2	T3	T4	Speed	Lap	Lap Time	T1	T2	T3	T4	Speed
9	2'14.537	38.921	32.488	30.054	33.074	94.4	7	2'17.214	37.498	35.558	30.523	33.635	130.7
10	2'06.060	26.487	33.096	29.866	36.611	317.4	8	9'31.574 P	26.918	31.764	30.663	8'02.229	315.6
11	2'12.051	26.250	32.238	37.307	36.256	314.6	9	2'17.895	34.574	38.386	31.484	33.451	145.7
12	1'58.290	25.797	30.715	29.127	32.651	321.2	10	1'59.646	26.335	31.028	29.399	32.884	321.3

20th 63 Mike DI MEGLIO Avintia Racing FRA
Runs=4 Total laps=13 Full laps=7

1	2'20.425	42.739	33.764	30.366	33.556	145.3
2	2'00.687	26.725	31.416	29.585	32.961	315.4
3	1'59.983	26.051	31.210	29.725	32.997	317.6
4	2'00.040	26.296	31.198	29.651	32.895	315.9
5	8'04.900 P	27.283	33.014	31.376	6'33.227	316.4
6	2'09.872	34.387	32.779	29.917	32.789	127.1
7	1'59.145	25.863	30.853	29.650	32.779	321.4
8	2'00.234	26.041	31.041	29.946	33.206	319.3
9	7'03.390 P	27.545	33.190	31.234	5'31.421	315.0
10	9'16.885 P	52.108	46.347	42.442	6'55.988	82.8
11	2'17.344	34.796	34.728	30.518	37.302	124.4
12	1'58.611	25.947	30.666	29.297	32.701	318.5
13	1'58.410	25.759	30.674	29.244	32.733	318.5

21st 23 Broc PARKES Paul Bird Motorsport AUS
Runs=3 Total laps=12 Full laps=7

1	2'43.707	1'05.415	33.690	30.424	34.178	134.9
2	2'01.775	27.104	31.950	29.490	33.231	312.5
3	2'00.358	26.202	30.994	29.488	33.674	316.9
4	2'00.514	26.352	31.211	29.586	33.365	316.4
5	13'29.153 P	30.050	35.313	33.580	11'50.210	315.3
6	2'13.779	35.570	34.318	30.556	33.335	146.8
7	1'58.436	26.005	30.713	28.964	32.754	316.9
8	1'59.370	26.123	30.847	29.298	33.102	316.0
9	10'54.170 P	28.550	34.733	33.635	9'17.252	312.0
10	2'13.327	34.516	34.379	30.997	33.435	142.7
11	2'01.924	27.834	31.964	29.163	32.963	313.0
12	1'58.447	25.934	30.598	29.120	32.795	314.4

22nd 9 Danilo PETRUCCI IodaRacing Project ITA
Runs=3 Total laps=16 Full laps=10

1	2'34.165	58.417	32.060	29.757	33.931	83.8
2	4'49.186 P	26.388	31.746	30.083	3'20.969	318.7
3	2'05.636	31.481	31.503	29.514	33.138	148.2
4	11'00.915 P	26.392	31.004	29.475	9'34.044	316.8
5	2'05.442	31.951	31.025	29.316	33.150	160.0
6	1'59.496	26.250	30.996	29.231	33.019	321.7
7	1'59.908	26.422	31.140	29.265	33.081	318.5
8	1'59.735	26.287	31.148	29.260	33.040	317.3
9	2'04.931	26.377	31.565	30.191	36.798	316.8
10	2'00.062	26.382	31.286	29.198	33.196	314.6
11	1'59.492	26.127	31.081	29.311	32.973	314.9
12	2'04.668	26.666	33.841	30.871	33.290	317.8
13	1'59.246	26.066	31.020	29.198	32.962	320.7
14	1'59.078	25.951	30.964	29.121	33.042	320.8
15	1'59.281	26.105	31.052	29.238	32.886	318.2
	PIT	27.786	33.033	31.495		318.5

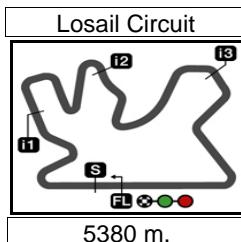
23rd 70 Michael LAVERTY Paul Bird Motorsport GBR
Runs=4 Total laps=10 Full laps=4

1	9'36.374 P	1'03.637	37.424			130.2
2	2'23.266	38.628	35.965	32.299	36.374	122.6
3	2'07.765	29.503	32.937	30.573	34.752	258.3
4	2'02.014	27.245	31.630	29.938	33.201	284.8
5	2'00.053	26.360	31.288	29.459	32.946	320.6
6	10'49.789 P	28.715	33.227	30.088	9'17.759	319.7

Fastest Lap: Aleix ESPARGARO NGM Forward Racing SPA **1'54.989** 25.018 29.772 28.452 31.747

These data/results cannot be reproduced, stored and/or transmitted in whole or in part by any manner of electronic, mechanical, photocopying, recording, broadcasting or otherwise now known or herein after developed without the previous express consent by the copyright owner, except for reproduction in daily press and regular printed publications on sale to the public within 60 days of the event related to those data/results and always provided that copyright symbol appears together as follows below.
© DORNA, 2014





Results and timing service provided by **TISSOT**

MotoGP

COMMERCIAL BANK GRAND PRIX OF QATAR

Free Practice Nr. 2

Best Partial Times

IT Ideal Lap Time, sum of the best partial times

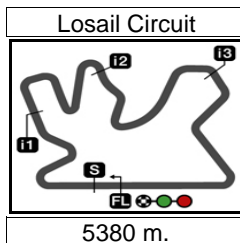
BT Best Lap Time

T1		T2		T3		T4				IT		BT
Pos	Rider	Time	Rider	Time	Rider	Time	Rider	Time	Pos	Rider	IT	BT
1	A.ESPARGARO	25.018	A.ESPARGARO	29.772	A.ESPARGARO	28.292	D.PEDROSA	31.632	1	A.ESPARGAR	1'54.771	1'54.989 (1)
2	A.BAUTISTA	25.126	A.BAUTISTA	29.886	M.MARQUEZ	28.426	M.MARQUEZ	31.672	2	A.BAUTISTA	1'55.309	1'55.446 (3)
3	A.DOVIZIOSO	25.146	B.SMITH	29.953	B.SMITH	28.440	A.ESPARGARO	31.689	3	A.DOVIZIOSO	1'55.320	1'55.320 (2)
4	B.SMITH	25.177	A.DOVIZIOSO	29.998	A.DOVIZIOSO	28.456	A.DOVIZIOSO	31.720	4	M.MARQUEZ	1'55.445	1'55.607 (5)
5	S.BRADL	25.206	C.EDWARDS	30.015	S.BRADL	28.543	A.BAUTISTA	31.728	5	D.PEDROSA	1'55.496	1'55.562 (4)
6	M.MARQUEZ	25.226	D.PEDROSA	30.051	P.ESPARGARO	28.556	S.BRADL	31.821	6	B.SMITH	1'55.509	1'55.650 (6)
7	P.ESPARGARO	25.247	V.ROSSI	30.054	D.PEDROSA	28.558	A.IANNONE	31.823	7	S.BRADL	1'55.668	1'55.856 (7)
8	D.PEDROSA	25.255	S.BRADL	30.098	A.BAUTISTA	28.569	J.LORENZO	31.836	8	V.ROSSI	1'55.814	1'55.984 (9)
9	V.ROSSI	25.278	M.MARQUEZ	30.121	N.HAYDEN	28.573	V.ROSSI	31.842	9	P.ESPARGAR	1'55.849	1'55.913 (8)
10	J.LORENZO	25.313	A.IANNONE	30.163	S.REDDING	28.578	P.ESPARGARO	31.880	10	C.EDWARDS	1'55.996	1'56.238 (12)
11	C.EDWARDS	25.323	P.ESPARGARO	30.166	V.ROSSI	28.640	B.SMITH	31.939	11	J.LORENZO	1'56.053	1'56.172 (11)
12	A.IANNONE	25.453	J.LORENZO	30.186	C.EDWARDS	28.645	C.CRUTCHLOW	31.954	12	C.CRUTCHLO	1'56.525	1'56.720 (13)
13	C.CRUTCHLOW	25.488	Y.HERNANDEZ	30.287	A.IANNONE	28.670	C.EDWARDS	32.013	13	N.HAYDEN	1'56.881	1'57.006 (14)
14	N.HAYDEN	25.508	C.CRUTCHLOW	30.327	J.LORENZO	28.718	Y.HERNANDEZ	32.267	14	Y.HERNANDEZ	1'56.995	1'57.119 (15)
15	S.REDDING	25.558	N.HAYDEN	30.405	C.CRUTCHLOW	28.756	N.HAYDEN	32.395	15	S.REDDING	1'57.041	1'57.296 (16)
16	Y.HERNANDEZ	25.561	H.AOYAMA	30.425	K.ABRAHAM	28.762	S.REDDING	32.397	16	K.ABRAHAM	1'57.272	1'57.368 (17)
17	K.ABRAHAM	25.574	K.ABRAHAM	30.492	Y.HERNANDEZ	28.880	H.AOYAMA	32.444	17	H.AOYAMA	1'57.396	1'57.634 (18)
18	H.AOYAMA	25.619	S.REDDING	30.508	H.BARBERA	28.896	K.ABRAHAM	32.444	18	H.BARBERA	1'57.946	1'58.290 (19)
19	M.DI MEGLIO	25.759	B.PARKES	30.598	H.AOYAMA	28.908	H.BARBERA	32.538	19	B.PARKES	1'58.250	1'58.436 (21)
20	H.BARBERA	25.797	M.DI MEGLIO	30.666	B.PARKES	28.964	M.DI MEGLIO	32.701	20	M.DI MEGLIO	1'58.370	1'58.410 (20)
21	B.PARKES	25.934	H.BARBERA	30.715	D.PETRUCCI	29.121	B.PARKES	32.754	21	D.PETRUCCI	1'58.922	1'59.078 (22)
22	D.PETRUCCI	25.951	D.PETRUCCI	30.964	M.DI MEGLIO	29.244	M.LAVERTY	32.884	22	M.LAVERTY	1'59.646	1'59.646 (23)
23	M.LAVERTY	26.335	M.LAVERTY	31.028	M.LAVERTY	29.399	D.PETRUCCI	32.886	23	A.IANNONE		1'56.006 (10)

These data/results cannot be reproduced, stored and/or transmitted in whole or in part by any manner of electronic, mechanical, photocopying, recording, broadcasting or otherwise now known or herein after developed without the previous express consent by the copyright owner, except for reproduction in daily press and regular printed publications on sale to the public within 60 days of the event related to those data/results and always provided that copyright symbol appears together as follows below.
© DORNA, 2014

Official MotoGP Timing by **TISSOT**
www.motogp.com





Results and timing service provided by TISSOT

MotoGP

COMMERCIAL BANK GRAND PRIX OF QATAR

Free Practice Nr. 2

Fastest Laps Sequence

<i>Practice Time</i>	<i>Rider</i>	<i>Nation</i>	<i>Motorcycle</i>	<i>Time</i>	<i>Km/h</i>	<i>Rider's Lap</i>
4'08.546	99 Jorge LORENZO	SPA	YAMAHA	1'57.108	165.3	2
4'13.781	6 Stefan BRADL	GER	HONDA	1'57.012	165.5	2
4'30.369	44 PoI ESPARGARO	SPA	YAMAHA	1'57.010	165.5	2
5'01.266	41 Aleix ESPARGARO	SPA FORWARD	YAMAHA	1'56.498	166.2	2
6'05.306	29 Andrea IANNONE	ITA	DUCATI	1'56.492	166.2	3
6'06.403	46 Valentino ROSSI	ITA	YAMAHA	1'56.353	166.4	3
6'10.081	6 Stefan BRADL	GER	HONDA	1'56.300	166.5	3
6'57.481	41 Aleix ESPARGARO	SPA FORWARD	YAMAHA	1'56.215	166.6	3
8'32.686	19 Alvaro BAUTISTA	SPA	HONDA	1'56.104	166.8	4
14'49.517	44 PoI ESPARGARO	SPA	YAMAHA	1'55.913	167.0	5
16'35.413	6 Stefan BRADL	GER	HONDA	1'55.871	167.1	7
16'37.591	41 Aleix ESPARGARO	SPA FORWARD	YAMAHA	1'55.449	167.7	6
18'32.874	41 Aleix ESPARGARO	SPA FORWARD	YAMAHA	1'55.283	168.0	7
42'25.118	41 Aleix ESPARGARO	SPA FORWARD	YAMAHA	1'55.054	168.3	11
44'20.107	41 Aleix ESPARGARO	SPA FORWARD	YAMAHA	1'54.989	168.4	12

These data/results cannot be reproduced, stored and/or transmitted in whole or in part by any manner of electronic, mechanical, photocopying, recording, broadcasting or otherwise now known or herein after developed without the previous express consent by the copyright owner, except for reproduction in daily press and regular printed publications on sale to the public within 60 days of the event related to those data/results and always provided that copyright symbol appears together as follows below.

© DORNA, 2014

Official MotoGP Timing by TISSOT
www.motogp.com

Doha, Friday, March 21, 2014

