

Results and timing service provided by **TISSOT**


MotoGP

COMMERCIAL BANK GRAND PRIX OF QATAR

Free Practice Nr. 4

Classification

14

	Rider	Nation	Team	Motorcycle	Time	Lap Total	Gap	Top Speed
1	38 Bradley SMITH	GBR	Monster Yamaha Tech 3	YAMAHA	1'55.427	13 14		335.1
2	93 Marc MARQUEZ	SPA	Repsol Honda Team	HONDA	1'55.432	9 13	0.005 0.005	338.2
3	41 Aleix ESPARGARO	SPA	NGM Forward Racing	FORWARD YAMAHA	1'55.459	6 11	0.032 0.027	326.1
4	26 Dani PEDROSA	SPA	Repsol Honda Team	HONDA	1'55.540	8 13	0.113 0.081	339.6
5	29 Andrea IANNONE	ITA	Pramac Racing	DUCATI	1'55.586	2 13	0.159 0.046	346.7
6	19 Alvaro BAUTISTA	SPA	GO&FUN Honda Gresini	HONDA	1'55.828	5 13	0.401 0.242	344.0
7	99 Jorge LORENZO	SPA	Movistar Yamaha MotoGP	YAMAHA	1'55.919	8 16	0.492 0.091	334.6
8	4 Andrea DOVIZIOSO	ITA	Ducati Team	DUCATI	1'56.045	8 13	0.618 0.126	345.2
9	6 Stefan BRADL	GER	LCR Honda MotoGP	HONDA	1'56.164	10 13	0.737 0.119	339.3
10	46 Valentino ROSSI	ITA	Movistar Yamaha MotoGP	YAMAHA	1'56.206	11 13	0.779 0.042	337.0
11	35 Cal CRUTCHLOW	GBR	Ducati Team	DUCATI	1'56.374	10 10	0.947 0.168	335.9
12	44 PoI ESPARGARO	SPA	Monster Yamaha Tech 3	YAMAHA	1'56.589	5 13	1.162 0.215	335.7
13	45 Scott REDDING	GBR	GO&FUN Honda Gresini	HONDA	1'56.614	9 11	1.187 0.025	322.0
14	5 Colin EDWARDS	USA	NGM Forward Racing	FORWARD YAMAHA	1'56.676	11 12	1.249 0.062	324.7
15	7 Hiroshi AOYAMA	JPN	Drive M7 Aspar	HONDA	1'56.713	4 11	1.286 0.037	324.6
16	69 Nicky HAYDEN	USA	Drive M7 Aspar	HONDA	1'56.836	10 10	1.409 0.123	323.7
17	68 Yonny HERNANDEZ	COL	Energy T.I. Pramac Racing	DUCATI	1'57.058	10 11	1.631 0.222	332.0
18	17 Karel ABRAHAM	CZE	Cardion AB Motoracing	HONDA	1'57.194	3 12	1.767 0.136	324.2
19	8 Hector BARBERA	SPA	Avintia Racing	AVINTIA	1'57.748	2 12	2.321 0.554	322.0
20	9 Danilo PETRUCCI	ITA	IodaRacing Project	ART	1'58.023	8 12	2.596 0.275	319.8
21	63 Mike DI MEGLIO	FRA	Avintia Racing	AVINTIA	1'58.297	6 11	2.870 0.274	320.4
22	70 Michael LAVERTY	GBR	Paul Bird Motorsport	PBM	1'59.076	8 8	3.649 0.779	316.6
23	23 Broc PARKES	AUS	Paul Bird Motorsport	PBM	1'59.115	8 10	3.688 0.039	313.3

Practice condition: **Dry**

Air: 21°

Humidity: 48%

Ground: 20°

Fastest Lap:	Lap: 13	Bradley SMITH	1'55.427	167.7 Km/h
Circuit Record Lap:	2008	Casey STONER	1'55.153	168.1 Km/h
Circuit Best Lap:	2008	Jorge LORENZO	1'53.927	170.0 Km/h

The results are provisional until the end of the limit for protest and appeals.

Time limit for protest expires 60' after publication of the results - Mr. Time:

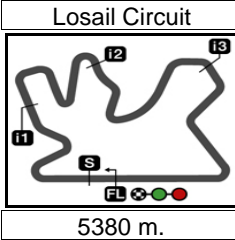
These data/results cannot be reproduced, stored and/or transmitted in whole or in part by any manner of electronic, mechanical, photocopying, recording, broadcasting or otherwise now known or herein after developed without the previous express consent by the copyright owner, except for reproduction in daily press and regular printed publications on sale to the public within 60 days of the event related to those data/results and always provided that copyright symbol appears together as follows below.

© DORNA, 2014

Official MotoGP Timing by **TISSOT**
www.motogp.com

Doha, Saturday, March 22, 2014





COMMERCIAL BANK GRAND PRIX OF QATAR

Free Practice Nr. 4

Top Speed & Average

15



Rider	Nation	Motorcycle	Top 5 speeds					Average	Top
29 Andrea IANNONE	ITA	DUCATI	346.7	341.9	341.6	340.0	339.1	341.9	346.7
4 Andrea DOVIZIOSO	ITA	DUCATI	345.2	341.1	340.4	339.6	339.4	341.1	345.2
19 Alvaro BAUTISTA	SPA	HONDA	344.0	338.7	337.9	337.6	337.5	339.1	344.0
26 Dani PEDROSA	SPA	HONDA	339.6	338.4	338.3	338.0	337.9	338.4	339.6
6 Stefan BRADL	GER	HONDA	339.3	336.7	335.8	335.6	335.6	336.6	339.3
93 Marc MARQUEZ	SPA	HONDA	338.2	338.0	336.9	336.9	336.2	337.2	338.2
46 Valentino ROSSI	ITA	YAMAHA	337.0	335.9	335.7	335.2	334.9	335.6	337.0
35 Cal CRUTCHLOW	GBR	DUCATI	335.9	334.5	334.2	333.3	333.1	334.2	335.9
44 Po ESPARGARO	SPA	YAMAHA	335.7	334.7	333.6	332.9	332.5	333.9	335.7
38 Bradley SMITH	GBR	YAMAHA	335.1	333.8	332.7	332.7	332.4	333.3	335.1
99 Jorge LORENZO	SPA	YAMAHA	334.6	333.7	333.0	332.4	332.0	333.1	334.6
68 Yonny HERNANDEZ	COL	DUCATI	332.0	330.4	329.7	328.7	328.4	329.6	332.0
41 Aleix ESPARGARO	SPA	FORWARD YA	326.1	325.5	324.5	323.9	323.4	324.7	326.1
5 Colin EDWARDS	USA	FORWARD YA	324.7	322.5	322.0	322.0	321.7	322.6	324.7
7 Hiroshi AOYAMA	JPN	HONDA	324.6	324.3	324.2	323.1	322.0	323.4	324.6
17 Karel ABRAHAM	CZE	HONDA	324.2	323.3	321.2	320.4	320.2	321.6	324.2
69 Nicky HAYDEN	USA	HONDA	323.7	321.6	321.6	318.6	317.8	320.7	323.7
8 Hector BARBERA	SPA	AVINTIA	322.0	320.5	319.6	319.3	319.2	320.1	322.0
45 Scott REDDING	GBR	HONDA	322.0	321.4	320.3	319.2	319.0	320.4	322.0
63 Mike DI MEGLIO	FRA	AVINTIA	320.4	319.4	317.1	316.9	316.2	318.0	320.4
9 Danilo PETRUCCI	ITA	ART	319.8	319.3	316.9	315.7	315.6	317.5	319.8
70 Michael LAVERTY	GBR	PBM	316.6	316.4	316.1	315.1	314.4	315.7	316.6
23 Broc PARKES	AUS	PBM	313.3	313.0	312.8	312.4	311.7	312.6	313.3

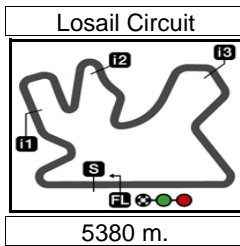
These data/results cannot be reproduced, stored and/or transmitted in whole or in part by any manner of electronic, mechanical, photocopying, recording, broadcasting or otherwise now known or herein after developed without the previous express consent by the copyright owner, except for reproduction in daily press and regular printed publications on sale to the public within 60 days of the event related to those data/results and always provided that copyright symbol appears together as follows below.

© DORNA, 2014

Official MotoGP Timing by TISSOT
www.motogp.com



Doha, Saturday, March 22, 2014



Results and timing service provided by TISSOT

MotoGP

COMMERCIAL BANK GRAND PRIX OF QATAR

Free Practice Nr. 4

Chronological Analysis of Performances

16

P Crossing the finish line in pit lane		T1 Time from finish line to 1st intermediate		T2 Time from 1st intermed. to 2nd intermed.		T3 Time from 2nd intermed. to 3rd intermed.		T4 Time from 3rd intermediate to finish line					
Lap	Lap Time	T1	T2	T3	T4	Speed	Lap	Lap Time	T1	T2	T3	T4	Speed
1st	38	Bradley SMITH		Monster Yamaha Tec		GBR		Runs=2		Total laps=14		Full laps=11	
1	3'05.815	1'29.169	33.566	30.373	32.707	154.3	2	1'57.311	25.723	30.524	29.036	32.028	337.7
2	1'57.057	25.517	30.669	28.801	32.070	329.0	3	1'56.587	25.399	30.213	28.837	32.138	339.6
3	1'55.895	25.269	30.101	28.490	32.035	330.4	4	1'56.690	25.552	30.281	28.825	32.032	334.1
4	1'55.738	25.123	30.152	28.390	32.073	330.9	5	7'05.633 P	25.298	30.320	29.039	5'40.976	337.0
5	1'56.058	25.170	30.239	28.530	32.119	332.7	6	2'07.477	34.520	31.581	29.271	32.105	132.5
6	1'55.933	25.316	30.124	28.484	32.009	332.1	7	1'55.719	25.281	30.017	28.559	31.862	337.1
7	1'56.247	25.424	30.141	28.532	32.150	332.4	8	1'55.540	25.230	29.964	28.479	31.867	337.0
8	1'56.092	25.147	30.136	28.703	32.106	331.2	9	1'55.746	25.071	30.032	28.624	32.019	338.4
9	1'56.187	25.204	30.139	28.658	32.186	331.8	10	1'55.878	25.172	30.071	28.628	32.007	338.0
10	5'21.839 P	27.221	32.214	29.627	3'52.777	331.8	11	1'56.187	25.194	30.075	28.905	32.013	337.9
11	2'06.409	29.316	31.035	31.106	34.952	157.2	12	1'56.012	25.190	30.272	28.547	32.003	336.1
12	1'55.727	25.339	30.118	28.490	31.780	332.7	13	1'55.988	25.141	30.190	28.706	31.951	338.3
13	1'55.427	25.134	30.048	28.423	31.822	335.1							
14	1'55.649	25.097	30.090	28.491	31.971	333.8							
2nd	93	Marc MARQUEZ		Repsol Honda Team		SPA		Runs=2		Total laps=13		Full laps=10	
1	2'13.812	39.637	32.482	29.318	32.375	135.7	5th	2'08.976	36.258	31.305	29.353	32.060	96.8
2	1'56.259	25.361	30.072	28.522	32.304	336.2	2	1'55.586	25.369	30.096	28.417	31.704	336.6
3	1'55.888	25.331	30.241	28.474	31.842	338.0	3	1'59.904	28.924	30.380	28.823	31.777	340.0
4	1'55.906	25.224	30.191	28.592	31.899	333.7	4	1'55.778	25.282	30.180	28.612	31.704	341.6
5	1'56.118	25.233	30.222	28.581	32.082	336.9	5	1'56.572	25.731	30.257	28.744	31.840	338.8
6	8'05.792 P	26.246	31.411	29.574	6'38.561	338.2	6	1'55.943	25.244	30.281	28.620	31.798	341.9
7	2'06.764	32.856	31.359	29.584	32.965	120.9	7	1'56.673	25.424	30.374	28.796	32.079	346.7
8	2'01.082	29.019	30.964	28.850	32.249	332.3	8	6'12.237 P	28.126	32.347	30.217	4'41.547	338.2
9	1'55.432	25.105	29.980	28.330	32.017	334.0	9	2'13.736	40.461	31.167	29.709	32.399	88.1
10	1'55.557	25.149	30.037	28.434	31.937	332.9	10	1'56.814	25.435	30.406	28.856	32.117	338.5
11	1'55.823	25.200	30.093	28.491	32.039	332.0	11	1'56.328	25.418	30.276	28.730	31.904	336.2
12	1'56.655	26.092	30.126	28.424	32.013	333.5	12	1'58.485	26.290	31.332	28.948	31.915	336.3
13	1'55.504	25.070	30.049	28.470	31.915	336.9	13	1'56.493	25.332	30.201	28.780	32.180	339.1
3rd	41	Aleix ESPARGARO		NGM Forward Racing		SPA		Runs=2		Total laps=12		Full laps=8	
1	3'08.471	1'28.952	34.078	31.174	34.267	146.8	6th	2'42.601	1'06.141	33.299	30.074	33.087	167.9
2	1'57.290	25.984	30.442	28.625	32.239	319.7	2	1'57.400	25.696	30.593	28.958	32.153	335.7
3	1'55.891	25.250	30.068	28.487	32.086	324.5	3	1'56.363	25.347	30.223	28.754	32.039	337.5
4	1'55.460	25.170	30.040	28.405	31.845	320.9	4	1'56.163	25.186	30.281	28.703	31.993	334.6
5	1'55.471	25.055	30.024	28.426	31.966	323.4	5	1'55.828	25.155	30.242	28.603	31.828	336.4
6	1'55.459	25.142	30.037	28.343	31.937	325.5	6	1'55.985	25.053	30.158	28.653	32.121	336.4
7	1'55.538	25.139	29.948	28.490	31.961	326.1	7	6'59.493 P	26.460	31.065	29.466	5'32.502	335.0
8	7'58.466 P	28.827	32.613	30.358	6'26.668	323.9	8	2'04.878	32.600	30.873	29.088	32.317	158.9
9	2'05.636	32.209	31.351	29.396	32.680	134.4	9	1'56.121	25.351	30.235	28.675	31.860	337.9
10	1'55.737	25.181	30.013	28.587	31.956	322.0	10	1'56.526	25.379	30.376	28.738	32.033	344.0
11	1'55.732	25.060	30.064	28.691	31.917	322.8	11	1'56.199	25.289	30.206	28.672	32.032	338.7
	PIT	29.589	32.210	30.031		320.6	12	1'56.291	25.175	30.206	28.846	32.064	335.7
							13	1'56.301	25.090	30.344	28.813	32.054	337.6
4th	26	Dani PEDROSA		Repsol Honda Team		SPA		Runs=1		Total laps=16		Full laps=15	
1	2'21.151	45.848	32.644	30.099	32.560	110.7	7th	2'08.942	35.536	31.548	29.521	32.337	166.7
							2	1'56.699	25.664	30.225	28.925	31.885	327.5
							3	1'56.355	25.318	30.247	28.864	31.926	331.7
							4	1'56.375	25.276	30.198	28.862	32.039	329.8
							5	1'56.256	25.261	30.203	28.807	31.985	330.2

Fastest Lap: Bradley SMITH Monster Yamaha Tec GBR 1'55.427 25.134 30.048 28.423 31.822

These data/results cannot be reproduced, stored and/or transmitted in whole or in part by any manner of electronic, mechanical, photocopying, recording, broadcasting or otherwise now known or herein after developed without the previous express consent by the copyright owner, except for reproduction in daily press and regular printed publications on sale to the public within 60 days of the event related to those data/results and always provided that copyright symbol appears together as follows below.
© DORNA, 2014



Free Practice Nr. 4

MotoGP

Lap	Lap Time	T1	T2	T3	T4	Speed	Lap	Lap Time	T1	T2	T3	T4	Speed
6	1'56.187	25.168	30.177	28.838	32.004	329.7	2	1'57.198	25.575	30.728	28.924	31.971	332.7
7	1'56.287	25.225	30.255	28.877	31.930	330.9	3	1'57.041	25.470	30.539	28.921	32.111	334.5
8	1'55.919	25.130	30.176	28.763	31.850	331.5	4	1'56.511	25.310	30.332	28.843	32.026	331.8
9	1'56.315	25.203	30.319	28.808	31.985	332.0	5	1'56.737	25.366	30.364	28.820	32.187	334.2
10	1'56.320	25.218	30.220	28.852	32.030	330.7	6	1'56.451	25.236	30.318	28.703	32.194	333.3
11	1'56.533	25.197	30.374	28.981	31.981	330.8	7	10'08.618 P	26.957	32.343	30.425	8'38.893	331.1
12	1'57.698	25.470	30.369	28.845	33.014	333.7	8	2'09.009	35.015	31.819	29.648	32.527	178.2
13	1'57.139	25.757	30.422	28.947	32.013	325.0	9	1'56.417	25.330	30.307	28.769	32.011	332.4
14	1'56.535	25.289	30.330	28.922	31.994	334.6	10	1'56.374	25.128	30.386	28.760	32.100	333.1
15	1'56.633	25.340	30.365	28.979	31.949	332.4	PIT		25.403	31.316	29.624	335.9	
16	1'56.624	25.303	30.393	28.935	31.993	333.0							

8th 4 **Andrea DOVIZIOSO** Ducati Team ITA
Runs=2 Total laps=13 Full laps=10

1	2'14.461	39.850	32.821	29.478	32.312	179.9
2	1'57.168	25.758	30.752	28.784	31.874	334.7
3	1'56.389	25.377	30.327	28.634	32.051	345.2
4	1'59.726	25.519	30.503	31.051	32.653	338.7
5	1'56.374	25.352	30.193	28.864	31.965	339.4
6	7'21.664 P	25.317	30.219	28.748	5'57.380	341.1
7	2'03.862	30.776	31.432	29.482	32.172	167.2
8	1'56.045	25.145	30.249	28.688	31.963	338.8
9	1'56.492	25.165	30.200	29.079	32.048	339.6
10	1'56.156	25.220	30.216	28.722	31.998	338.5
11	2'05.877	25.269	31.147	31.861	37.600	338.4
12	1'56.808	25.248	30.239	28.912	32.409	336.4
13	1'56.345	25.240	30.274	28.884	31.947	340.4

9th 6 **Stefan BRADL** LCR Honda MotoGP GER
Runs=2 Total laps=13 Full laps=10

1	2'09.521	36.449	31.616	29.160	32.296	133.1
2	1'56.526	25.454	30.460	28.720	31.892	334.5
3	1'56.461	25.311	30.287	28.869	31.994	339.3
4	1'56.635	25.352	30.309	28.812	32.162	336.7
5	1'56.548	25.320	30.387	28.778	32.063	334.3
6	1'56.681	25.325	30.397	28.847	32.112	333.9
7	6'33.643 P	27.369	30.890	28.957	5'06.427	335.4
8	2'11.995	32.902	32.604	34.192	32.297	143.3
9	1'56.279	25.286	30.289	28.688	32.016	334.4
10	1'56.164	25.168	30.337	28.682	31.977	335.6
11	1'56.193	25.156	30.214	28.739	32.084	335.6
12	1'56.309	25.209	30.304	28.688	32.108	332.7
13	1'56.433	25.215	30.303	28.789	32.126	335.8

10th 46 **Valentino ROSSI** Movistar Yamaha Mot ITA
Runs=2 Total laps=13 Full laps=10

1	2'10.748	37.106	32.129	29.404	32.109	163.2
2	1'56.365	25.557	30.270	28.713	31.825	335.9
3	1'56.369	25.381	30.240	28.744	32.004	337.0
4	1'56.527	25.337	30.292	28.811	32.087	334.9
5	1'56.465	25.396	30.291	28.775	32.003	334.9
6	1'56.240	25.288	30.371	28.696	31.885	335.2
7	6'15.985 P	25.789	30.308	28.770	4'51.118	331.3
8	2'03.945	31.845	31.002	29.041	32.057	135.0
9	2'03.294	25.415	35.623	29.682	32.574	332.1
10	1'56.542	25.291	30.323	28.778	32.150	334.5
11	1'56.206	25.457	30.248	28.591	31.910	332.3
12	1'57.508	25.743	30.623	28.917	32.225	335.7
13	1'56.369	25.342	30.328	28.736	31.963	332.1

11th 35 **Cal CRUTCHLOW** Ducati Team GBR
Runs=2 Total laps=11 Full laps=7

1	2'18.589	39.097	35.377	30.916	33.199	165.0
---	----------	--------	--------	--------	--------	-------

12th 44 **Poi ESPARGARO** Monster Yamaha Tec SPA
Runs=2 Total laps=14 Full laps=10

1	2'09.501	35.742	31.679	29.600	32.480	165.0
2	1'57.257	25.775	30.634	28.811	32.037	328.2
3	1'56.690	25.385	30.330	28.806	32.169	332.9
4	1'56.800	25.593	30.377	28.673	32.157	331.5
5	1'56.589	25.501	30.287	28.732	32.069	333.6
6	1'56.701	25.411	30.414	28.758	32.118	334.7
7	1'57.632	26.038	30.573	28.733	32.288	335.7
8	5'25.971 P	25.479	30.436	28.910	4'01.146	331.6
9	2'03.882	30.864	31.059	29.535	32.424	159.3
10	1'56.952	25.713	30.397	28.731	32.111	332.2
11	1'56.752	25.260	30.437	28.843	32.212	332.5
12	1'56.815	25.259	30.275	29.004	32.277	330.4
13	1'57.014	25.490	30.584	28.693	32.247	331.0
PIT		25.574	37.315	29.794	331.7	

13th 45 **Scott REDDING** GO&FUN Honda Gres GBR
Runs=2 Total laps=12 Full laps=8

1	2'17.120	40.551	32.958	30.156	33.455	168.0
2	1'58.756	26.228	30.919	28.721	32.888	321.4
3	1'57.949	25.837	30.812	28.739	32.561	319.0
4	1'57.996	25.603	30.804	29.025	32.564	322.0
5	1'57.569	25.701	30.546	28.807	32.515	317.2
6	9'22.236 P	27.061	31.815	29.538	7'53.822	316.9
7	2'06.473	32.468	31.972	29.288	32.745	166.9
8	1'56.695	25.502	30.405	28.418	32.370	318.2
9	1'56.614	25.359	30.329	28.517	32.409	317.7
10	1'57.174	25.476	30.522	28.724	32.452	319.2
11	1'57.703	25.533	30.707	28.843	32.620	320.3
PIT		31.784	31.998	29.395	318.7	

14th 5 **Colin EDWARDS** NGM Forward Racing USA
Runs=2 Total laps=12 Full laps=9

1	2'46.372	1'09.249	33.565	30.316	33.242	155.3
2	1'58.001	25.962	30.514	29.010	32.515	319.8
3	1'57.416	25.599	30.365	28.991	32.461	322.0
4	1'57.050	25.388	30.291	28.941	32.430	320.8
5	2'00.376	25.479	32.074	29.581	33.242	320.0
6	1'57.620	25.532	30.511	29.035	32.542	319.2
7	8'32.096 P	28.167	32.533	29.741	7'01.655	319.7
8	2'30.844	41.880	42.334	33.164	33.466	115.7
9	1'57.695	25.833	30.636	28.907	32.319	322.5
10	1'57.036	25.352	30.335	28.819	32.530	322.0
11	1'56.676	25.381	30.170	28.788	32.337	321.7
12	1'57.148	25.414	30.335	28.862	32.537	324.7

15th 7 **Hiroshi AOYAMA** Drive M7 Aspar JPN
Runs=2 Total laps=12 Full laps=8

1	2'16.769	40.274	33.045	30.188	33.262	148.1
2	1'58.648	26.372	30.750	28.997	32.529	320.5
3	1'58.012	25.769	30.904	29.026	32.313	319.4

Fastest Lap: Bradley SMITH	Monster Yamaha Tec	GBR	1'55.427	25.134	30.048	28.423	31.822
-----------------------------------	--------------------	-----	-----------------	--------	--------	--------	--------

These data/results cannot be reproduced, stored and/or transmitted in whole or in part by any manner of electronic, mechanical, photocopying, recording, broadcasting or otherwise now known or herein after developed without the previous express consent by the copyright owner, except for reproduction in daily press and regular printed publications on sale to the public within 60 days of the event related to those data/results and always provided that copyright symbol appears together as follows below.
© DORNA, 2014



Free Practice Nr. 4

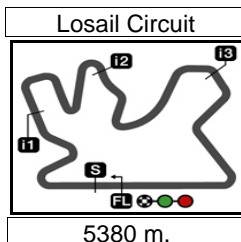
MotoGP

Lap	Lap Time	T1	T2	T3	T4	Speed	Lap	Lap Time	T1	T2	T3	T4	Speed
4	1'56.713	25.523	30.249	28.726	32.215	323.1	8	2'01.298	26.564	31.417	29.319	33.998	311.7
5	1'57.053	25.509	30.445	28.788	32.311	324.2	9	2'03.188	25.877	32.307	29.616	35.388	319.6
6	9'02.959 P	25.714	30.922	29.221	7'37.102	322.0	10	2'04.357	25.715	30.794	32.202	35.646	322.0
7	2'21.546	41.872	36.048	30.608	33.018	101.4	11	1'58.375	25.822	30.800	29.159	32.594	319.2
8	1'58.144	26.159	30.721	28.930	32.334	322.0	12	2'21.578	28.058	37.065	38.982	37.473	316.3
9	1'58.286	26.200	30.644	29.024	32.418	293.5	PIT			26.339	32.810	30.726	312.5
10	1'57.545	25.600	30.553	29.017	32.375	324.3	20th 9 Danilo PETRUCCI IodaRacing Project ITA						
11	1'57.671	25.435	30.647	29.066	32.523	324.6	Runs=2 Total laps=13 Full laps=9						
PIT		25.659	30.696	29.216	320.4	1 2'14.511 39.054 32.838 29.305 33.314 101.9							
16th 69 Nicky HAYDEN Drive M7 Aspar USA						2 1'58.526 26.168 30.901 28.806 32.651 319.8							
Runs=3 Total laps=11 Full laps=5			3 2'01.616 25.948 31.077 31.737 32.854 315.6										
1	2'13.767	38.233	32.546	29.821	33.167	165.5	4	1'58.840	25.909	30.906	29.052	32.973	315.7
2	1'57.108	25.733	30.480	28.570	32.325	318.6	5	1'58.903	25.939	30.833	29.118	33.013	314.7
3	1'57.061	25.530	30.444	28.682	32.405	323.7	6	6'03.013 P	26.954	32.048	29.716	4'34.295	313.4
4	6'53.590 P	25.888	30.713	29.383	5'27.606	321.6	7	2'04.091	30.175	31.669	29.278	32.969	164.0
5	2'05.139	30.823	31.975	29.538	32.803	169.2	8	1'58.023	25.846	30.544	28.812	32.821	314.6
6	1'57.860	25.681	30.568	28.806	32.805	313.4	9	1'58.548	25.735	30.665	29.157	32.991	314.0
7	1'57.346	25.510	30.499	28.707	32.630	315.2	10	1'58.378	25.797	30.664	29.055	32.862	319.3
8	5'31.230 P	26.435	31.054	29.359	4'04.382	316.0	11	1'58.804	25.789	30.805	29.168	33.042	316.9
9	2'11.125	32.310	32.125	29.330	37.360	174.9	12	1'58.855	25.898	30.833	29.164	32.960	315.3
10	1'56.836	25.607	30.264	28.569	32.396	317.8	PIT			25.953	32.051	29.432	315.5
PIT		26.428	32.167	30.092	321.6	21st 63 Mike DI MEGLIO Avintia Racing FRA							
Runs=2 Total laps=12 Full laps=8			1 2'17.305 38.640 34.264 30.946 33.455 140.3										
1	2'12.052	37.642	32.268	29.617	32.525	156.0	2	1'59.391	26.345	31.048	29.321	32.677	320.4
2	1'58.055	26.048	30.591	28.991	32.425	328.4	3	1'58.766	25.837	30.811	29.256	32.862	319.4
3	1'57.392	25.661	30.438	28.882	32.411	330.4	4	6'41.748 P	27.036	31.549	30.495	5'12.668	317.1
4	1'57.871	25.691	30.378	28.980	32.822	332.0	5	2'09.778	34.839	32.003	30.039	32.897	104.2
5	1'57.848	25.708	30.538	29.066	32.536	329.7	6	1'58.297	25.812	30.600	29.175	32.710	316.2
6	1'57.751	25.674	30.408	28.985	32.684	325.4	7	1'58.823	25.605	30.824	29.402	32.992	314.5
7	6'38.891 P	25.767	31.642	29.157	5'12.325	327.4	8	2'16.790	27.147	33.647	38.157	37.839	312.6
8	2'03.489	30.840	30.806	29.285	32.558	143.7	9	2'03.709	26.741	32.642	30.657	33.669	311.1
9	1'57.529	25.466	30.408	29.174	32.481	328.4	10	1'59.398	26.047	30.793	29.541	33.017	314.9
10	1'57.058	25.253	30.277	28.970	32.558	328.7	11	2'10.950	32.364	33.137	30.974	34.475	313.2
11	1'57.590	25.600	30.370	29.027	32.593	327.0	PIT			25.984	31.848	31.481	316.9
PIT		27.653	32.269	29.699	325.3	22nd 70 Michael LAVERTY Paul Bird Motorsport GBR							
Runs=2 Total laps=12 Full laps=9			1 2'47.048 1'04.803 35.734 31.820 34.691 138.5										
1	2'11.796	36.933	32.777	29.379	32.707	144.2	2	2'01.553	26.843	31.628	29.782	33.300	316.4
2	1'57.799	25.908	30.683	28.719	32.489	321.2	3	2'00.222	26.553	31.124	29.346	33.199	316.6
3	1'57.194	25.741	30.527	28.554	32.372	319.4	4	1'59.436	26.109	30.948	29.399	32.980	313.9
4	1'57.316	25.580	30.521	28.740	32.475	320.2	5	9'57.971 P	29.704	36.259	30.393	8'21.615	314.4
5	2'05.509	25.557	32.329	33.243	34.380	319.1	6	2'14.039	35.288	33.950	30.059	34.742	148.8
6	8'54.918 P	25.834	30.652	29.047	7'29.385	323.3	7	2'04.481	29.871	31.648	29.634	33.328	313.4
7	2'21.858	36.338	35.437	35.924	34.159	114.6	8	1'59.076	25.969	30.868	29.208	33.031	316.1
8	1'57.589	25.763	30.631	28.704	32.491	320.2	PIT			26.138	36.398	31.250	315.1
9	2'04.797	27.446	30.935	30.210	36.206	319.1	23rd 23 Broc PARKES Paul Bird Motorsport AUS						
10	1'57.280	25.712	30.460	28.737	32.371	320.4	Runs=2 Total laps=11 Full laps=7						
11	1'57.898	25.451	30.605	28.889	32.953	324.2	1	2'23.142	47.158	32.678	30.008	33.298	151.1
12	1'57.962	25.622	30.672	28.939	32.729	319.2	2	2'00.027	26.262	30.941	29.552	33.272	313.0
19th 8 Hector BARBERA Avintia Racing SPA						3 2'01.798 27.373 31.440 29.481 33.504 311.7							
Runs=2 Total laps=13 Full laps=9			4 1'59.195 25.971 30.839 29.340 33.045 309.8										
1	2'13.916	37.831	33.322	29.675	33.088	150.0	5	8'33.795 P	30.431	35.459	30.627	6'57.278	310.5
2	1'57.748	26.052	30.546	28.817	32.333	314.0	6	2'11.679	34.868	33.031	30.373	33.407	138.0
3	2'04.728	26.001	32.874	33.320	32.533	320.5	7	1'59.222	26.223	30.695	29.275	33.029	312.8
4	1'58.061	25.866	30.653	29.009	32.533	319.3	8	1'59.115	25.908	30.924	29.304	32.979	311.1
5	1'58.222	25.791	30.806	29.021	32.604	318.2	9	2'11.560	28.957	33.136	33.604	35.863	311.4
6	5'43.624 P	26.859	32.027	29.757	4'14.981	314.4	10	1'59.545	26.081	30.916	29.520	33.028	313.3
7	2'15.691	37.956	33.462	30.607	33.666	142.9	PIT			27.247	36.684	33.197	312.4

Fastest Lap: Bradley SMITH Monster Yamaha Tec GBR 1'55.427 25.134 30.048 28.423 31.822

These data/results cannot be reproduced, stored and/or transmitted in whole or in part by any manner of electronic, mechanical, photocopying, recording, broadcasting or otherwise now known or herein after developed without the previous express consent by the copyright owner, except for reproduction in daily press and regular printed publications on sale to the public within 60 days of the event related to those data/results and always provided that copyright symbol appears together as follows below.
© DORNA, 2014





Results and timing service provided by **TISSOT**

MotoGP

COMMERCIAL BANK GRAND PRIX OF QATAR

Free Practice Nr. 4

Best Partial Times

IT Ideal Lap Time, sum of the best partial times

BT Best Lap Time


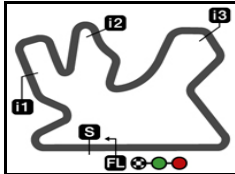
T1		T2		T3		T4				IT		BT	
Pos	Rider	Time	Rider	Time	Rider	Time	Rider	Time	Pos	Rider	IT	BT	
1	A.BAUTISTA	25.053	A.ESPARGARO	29.948	M.MARQUEZ	28.330	A.IANNONE	31.704	1	A.ESPARGAR	1'55.191	1'55.459	(3)
2	A.ESPARGARO	25.055	D.PEDROSA	29.964	A.ESPARGARO	28.343	B.SMITH	31.780	2	M.MARQUEZ	1'55.222	1'55.432	(2)
3	M.MARQUEZ	25.070	M.MARQUEZ	29.980	B.SMITH	28.390	V.ROSSI	31.825	3	B.SMITH	1'55.315	1'55.427	(1)
4	D.PEDROSA	25.071	B.SMITH	30.048	A.IANNONE	28.417	A.BAUTISTA	31.828	4	D.PEDROSA	1'55.376	1'55.540	(4)
5	B.SMITH	25.097	A.IANNONE	30.096	S.REDDING	28.418	M.MARQUEZ	31.842	5	A.IANNONE	1'55.461	1'55.586	(5)
6	C.CRUTCHLOW	25.128	A.BAUTISTA	30.158	D.PEDROSA	28.479	A.ESPARGARO	31.845	6	A.BAUTISTA	1'55.642	1'55.828	(6)
7	J.LORENZO	25.130	C.EDWARDS	30.170	K.ABRAHAM	28.554	J.LORENZO	31.850	7	A.DOVIZIOSO	1'55.846	1'56.045	(8)
8	A.DOVIZIOSO	25.145	J.LORENZO	30.176	N.HAYDEN	28.569	D.PEDROSA	31.862	8	J.LORENZO	1'55.919	1'55.919	(7)
9	S.BRADL	25.156	A.DOVIZIOSO	30.193	V.ROSSI	28.591	A.DOVIZIOSO	31.874	9	S.BRADL	1'55.944	1'56.164	(9)
10	A.IANNONE	25.244	S.BRADL	30.214	A.BAUTISTA	28.603	S.BRADL	31.892	9	V.ROSSI	1'55.944	1'56.206	(10)
11	Y.HERNANDEZ	25.253	V.ROSSI	30.240	A.DOVIZIOSO	28.634	C.CRUTCHLOW	31.971	11	C.CRUTCHLO	1'56.109	1'56.374	(11)
12	P.ESPARGARO	25.259	H.AOYAMA	30.249	P.ESPARGARO	28.673	P.ESPARGARO	32.037	12	P.ESPARGAR	1'56.244	1'56.589	(12)
13	V.ROSSI	25.288	N.HAYDEN	30.264	S.BRADL	28.682	H.AOYAMA	32.215	13	S.REDDING	1'56.476	1'56.614	(13)
14	C.EDWARDS	25.352	P.ESPARGARO	30.275	C.CRUTCHLOW	28.703	C.EDWARDS	32.319	14	H.AOYAMA	1'56.625	1'56.713	(15)
15	S.REDDING	25.359	Y.HERNANDEZ	30.277	H.AOYAMA	28.726	N.HAYDEN	32.325	15	C.EDWARDS	1'56.629	1'56.676	(14)
16	H.AOYAMA	25.435	C.CRUTCHLOW	30.307	J.LORENZO	28.763	H.BARBERA	32.333	16	N.HAYDEN	1'56.668	1'56.836	(16)
17	K.ABRAHAM	25.451	S.REDDING	30.329	C.EDWARDS	28.788	S.REDDING	32.370	17	Y.HERNANDEZ	1'56.823	1'57.058	(17)
18	N.HAYDEN	25.510	K.ABRAHAM	30.460	D.PETRUCCI	28.806	K.ABRAHAM	32.371	18	K.ABRAHAM	1'56.836	1'57.194	(18)
19	M.DI MEGLIO	25.605	D.PETRUCCI	30.544	H.BARBERA	28.817	Y.HERNANDEZ	32.411	19	H.BARBERA	1'57.411	1'57.748	(19)
20	H.BARBERA	25.715	H.BARBERA	30.546	Y.HERNANDEZ	28.882	D.PETRUCCI	32.651	20	D.PETRUCCI	1'57.736	1'58.023	(20)
21	D.PETRUCCI	25.735	M.DI MEGLIO	30.600	M.DI MEGLIO	29.175	M.DI MEGLIO	32.677	21	M.DI MEGLIO	1'58.057	1'58.297	(21)
22	B.PARKES	25.908	B.PARKES	30.695	M.LAVERTY	29.208	B.PARKES	32.979	22	B.PARKES	1'58.857	1'59.115	(23)
23	M.LAVERTY	25.969	M.LAVERTY	30.868	B.PARKES	29.275	M.LAVERTY	32.980	23	M.LAVERTY	1'59.025	1'59.076	(22)

These data/results cannot be reproduced, stored and/or transmitted in whole or in part by any manner of electronic, mechanical, photocopying, recording, broadcasting or otherwise now known or herein after developed without the previous express consent by the copyright owner, except for reproduction in daily press and regular printed publications on sale to the public within 60 days of the event related to those data/results and always provided that copyright symbol appears together as follows below.
© DORNA, 2014

Official MotoGP Timing by **TISSOT**
www.motogp.com




Losail Circuit

Results and timing service provided by **MotoGP**

5380 m.

COMMERCIAL BANK GRAND PRIX OF QATAR**Free Practice Nr. 4****Fastest Laps Sequence**

<i>Practice Time</i>	 <i>Rider</i>	<i>Nation</i>	<i>Motorcycle</i>	<i>Time</i>	<i>Km/h</i>	<i>Rider's Lap</i>
4'04.562	29 Andrea IANNONE	ITA	DUCATI	1'55.586	167.5	2
8'57.112	41 Aleix ESPARGARO	SPA	FORWARD YAMAHA	1'55.460	167.7	4
12'48.042	41 Aleix ESPARGARO	SPA	FORWARD YAMAHA	1'55.459	167.7	6
24'07.053	93 Marc MARQUEZ	SPA	HONDA	1'55.432	167.7	9
29'54.424	38 Bradley SMITH	GBR	YAMAHA	1'55.427	167.7	13

These data/results cannot be reproduced, stored and/or transmitted in whole or in part by any manner of electronic, mechanical, photocopying, recording, broadcasting or otherwise now known or herein after developed without the previous express consent by the copyright owner, except for reproduction in daily press and regular printed publications on sale to the public within 60 days of the event related to those data/results and always provided that copyright symbol appears together as follows below.

© DORNA, 2014

Official MotoGP Timing by **TISSOT**
www.motogp.com

Doha, Saturday, March 22, 2014