

RED BULL GRAND PRIX OF THE AMERICAS

Free Practice Nr. 1

Classification

3

	Rider	Nation	Team	Motorcycle	Time	Lap Total	Gap	Top Speed
1	4 Andrea DOVIZIOSO	ITA	Ducati Team	DUCATI	2'19.402	15 15		328.9
2	93 Marc MARQUEZ	SPA	Repsol Honda Team	HONDA	2'19.864	14 15	0.462 0.462	329.0
3	45 Scott REDDING	GBR	EG 0,0 Marc VDS	HONDA	2'20.487	16 18	1.085 0.623	328.8
4	46 Valentino ROSSI	ITA	Movistar Yamaha MotoGP	YAMAHA	2'20.593	14 16	1.191 0.106	323.6
5	9 Danilo PETRUCCI	ITA	Pramac Racing	DUCATI	2'20.665	17 17	1.263 0.072	324.1
6	38 Bradley SMITH	GBR	Monster Yamaha Tech 3	YAMAHA	2'20.951	15 15	1.549 0.286	321.5
7	44 Po ESPARGARO	SPA	Monster Yamaha Tech 3	YAMAHA	2'20.983	13 16	1.581 0.032	326.8
8	35 Cal CRUTCHLOW	GBR	CWM LCR Honda	HONDA	2'21.300	13 14	1.898 0.317	327.5
9	99 Jorge LORENZO	SPA	Movistar Yamaha MotoGP	YAMAHA	2'21.486	15 15	2.084 0.186	325.8
10	68 Yonny HERNANDEZ	COL	Pramac Racing	DUCATI	2'21.625	15 15	2.223 0.139	327.1
11	19 Alvaro BAUTISTA	SPA	Aprilia Racing Team Gresini	APRILIA	2'22.018	14 14	2.616 0.393	316.2
12	7 Hiroshi AOYAMA	JPN	Repsol Honda Team	HONDA	2'22.387	17 17	2.985 0.369	333.6
13	43 Jack MILLER	AUS	CWM LCR Honda	HONDA	2'22.391	13 15	2.989 0.004	321.6
14	6 Stefan BRADL	GER	Athinà Forward Racing	YAMAHA FORWARD	2'22.498	17 17	3.096 0.107	323.0
15	69 Nicky HAYDEN	USA	Aspar MotoGP Team	HONDA	2'22.542	15 15	3.140 0.044	312.5
16	41 Aleix ESPARGARO	SPA	Team SUZUKI ECSTAR	SUZUKI	2'22.571	13 15	3.169 0.029	316.8
17	63 Mike DI MEGLIO	FRA	Avintia Racing	DUCATI	2'22.663	13 15	3.261 0.092	321.3
18	8 Hector BARBERA	SPA	Avintia Racing	DUCATI	2'22.716	10 15	3.314 0.053	320.2
19	29 Andrea IANNONE	ITA	Ducati Team	DUCATI	2'22.741	8 13	3.339 0.025	322.5
20	76 Loris BAZ	FRA	Athinà Forward Racing	YAMAHA FORWARD	2'24.178	18 18	4.776 1.437	313.4
21	50 Eugene LAVERTY	IRL	Aspar MotoGP Team	HONDA	2'24.851	16 16	5.449 0.673	317.3
22	25 Maverick VIÑALES	SPA	Team SUZUKI ECSTAR	SUZUKI	2'25.024	13 13	5.622 0.173	317.4
23	33 Marco MELANDRI	ITA	Aprilia Racing Team Gresini	APRILIA	2'25.141	11 15	5.739 0.117	318.8
24	15 Alex DE ANGELIS	RSM	Octo IodaRacing Team	ART	2'25.160	10 14	5.758 0.019	311.5
25	17 Karel ABRAHAM	CZE	AB Motoracing	HONDA	2'25.405	15 15	6.003 0.245	319.3

Practice condition: **Wet**

Air: 13°

Humidity: 88%

Ground: 17°

Fastest Lap:	Lap: 15	Andrea DOVIZIOSO	2'19.402	142.3 Km/h
Circuit Record Lap:	2014	Marc MARQUEZ	2'03.575	160.6 Km/h
Circuit Best Lap:	2014	Marc MARQUEZ	2'02.773	161.6 Km/h

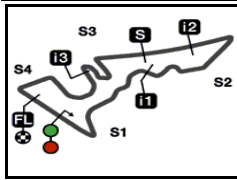
The results are provisional until the end of the limit for protest and appeals.

Time limit for protest expires 30' after publication of the results - Mr. Time:

These data/results cannot be reproduced, stored and/or transmitted in whole or in part by any manner of electronic, mechanical, photocopying, recording, broadcasting or otherwise now known or herein after developed without the previous express consent by the copyright owner, except for reproduction in daily press and regular printed publications on sale to the public within 60 days of the event related to those data/results and always provided that copyright symbol appears together as follows below.

© DORNA, 2015





5513 m.

RED BULL GRAND PRIX OF THE AMERICAS

Free Practice Nr. 1

Top Speed & Average

4



Rider	Nation	Motorcycle	Top 5 speeds					Average	Top
7 Hiroshi AOYAMA	JPN	HONDA	333.6	328.4	323.8	321.8	320.1	325.5	333.6
93 Marc MARQUEZ	SPA	HONDA	329.0	328.9	328.6	326.0	325.1	327.5	329.0
4 Andrea DOVIZIOSO	ITA	DUCATI	328.9	328.2	326.8	326.4	326.0	327.3	328.9
45 Scott REDDING	GBR	HONDA	328.8	328.7	328.4	328.3	327.6	328.4	328.8
35 Cal CRUTCHLOW	GBR	HONDA	327.5	326.4	325.8	322.3	321.8	324.8	327.5
68 Yonny HERNANDEZ	COL	DUCATI	327.1	325.3	325.3	325.1	324.0	325.4	327.1
44 Pol ESPARGARO	SPA	YAMAHA	326.8	326.4	322.4	322.2	322.0	324.0	326.8
99 Jorge LORENZO	SPA	YAMAHA	325.8	325.4	325.3	325.3	323.5	325.1	325.8
9 Danilo PETRUCCI	ITA	DUCATI	324.1	323.5	323.0	322.5	321.6	322.9	324.1
46 Valentino ROSSI	ITA	YAMAHA	323.6	323.4	321.8	321.6	321.2	322.3	323.6
6 Stefan BRADL	GER	YAMAHA FOR	323.0	322.2	320.1	318.8	317.7	320.4	323.0
29 Andrea IANNONE	ITA	DUCATI	322.5	316.2	315.8	312.6	309.2	315.3	322.5
43 Jack MILLER	AUS	HONDA	321.6	320.4	319.6	319.3	319.0	320.0	321.6
38 Bradley SMITH	GBR	YAMAHA	321.5	319.6	318.6	308.9	301.8	312.0	321.5
63 Mike DI MEGLIO	FRA	DUCATI	321.3	320.1	317.1	310.6	306.9	315.2	321.3
8 Hector BARBERA	SPA	DUCATI	320.2	318.6	318.0	312.5	311.7	316.2	320.2
17 Karel ABRAHAM	CZE	HONDA	319.3	317.0	316.9	315.6	314.1	316.6	319.3
33 Marco MELANDRI	ITA	APRILIA	318.8	316.6	316.1	316.0	315.8	316.7	318.8
25 Maverick VIÑALES	SPA	SUZUKI	317.4	314.7	314.6	314.5	313.8	315.0	317.4
50 Eugene LAVERTY	IRL	HONDA	317.3	316.1	313.8	313.1	313.0	314.7	317.3
41 Aleix ESPARGARO	SPA	SUZUKI	316.8	316.4	316.3	316.1	315.5	316.2	316.8
19 Alvaro BAUTISTA	SPA	APRILIA	316.2	315.5	315.3	312.7	311.6	314.3	316.2
76 Loris BAZ	FRA	YAMAHA FOR	313.4	312.4	309.8	309.2	308.5	310.7	313.4
69 Nicky HAYDEN	USA	HONDA	312.5	312.1	311.7	308.6	307.8	310.5	312.5
15 Alex DE ANGELIS	RSM	ART	311.5	311.4	310.0	309.8	307.8	310.1	311.5

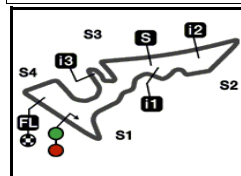
These data/results cannot be reproduced, stored and/or transmitted in whole or in part by any manner of electronic, mechanical, photocopying, recording, broadcasting or otherwise now known or herein after developed without the previous express consent by the copyright owner, except for reproduction in daily press and regular printed publications on sale to the public within 60 days of the event related to those data/results and always provided that copyright symbol appears together as follows below.

© DORNA, 2015

Official MotoGP Timing by TISSOT
www.motogp.com



Austin, Friday, April 10, 2015



5513 m.

RED BULL GRAND PRIX OF THE AMERICAS

Free Practice Nr. 1

Chronological Analysis of Performances

5

		T1 Time from finish line to 1st intermediate				T2 Time from 1st intermed. to 2nd intermed.				T3 Time from 2nd intermed. to 3rd intermed.				T4 Time from 3rd intermediate to finish line																																																																																										
Lap	Lap Time	T1	T2	T3	T4	Speed	Lap	Lap Time	T1	T2	T3	T4	Speed	Lap	Lap Time	T1	T2	T3	T4	Speed																																																																																				
1st	4	Andrea DOVIZIOSO Ducati Team ITA				Runs=3 Total laps=15 Full laps=10				15	2'20.647	39.769	34.306	34.192	32.380	328.3	16	2'20.487	39.907	34.120	34.033	32.427	328.4	17	2'21.095	39.727	34.367	34.416	32.585	328.8	18	2'21.252	39.909	34.317	34.361	32.665	328.7																																																																			
1	3'49.943	1'49.474	41.817	41.693	36.959	250.9	2	2'34.070	45.174	36.996	37.173	34.727	290.0	3	2'27.474	42.813	35.111	35.657	33.893	323.4	4	2'25.430	41.572	34.963	35.424	33.471	308.6	5	2'32.278 P	41.149	34.662	37.698	38.769	311.9	6	24'21.780	22'37.179	35.577	35.511	33.513	313.4	7	2'24.770	41.303	35.027	35.438	33.002	305.7	8	2'24.846	42.060	34.557	35.159	33.070	321.9	9	2'22.071	40.220	34.039	35.170	32.642	314.2	10	2'27.120 P	41.712	34.552	35.641	35.215	326.4	11	11'42.008	9'58.576	35.042	35.364	33.026	316.5	12	2'20.963	40.015	34.055	34.432	32.461	326.0	13	2'20.360	39.759	33.768	34.253	32.580	328.9	14	2'20.103	39.647	33.704	34.190	32.562	328.2	15	2'19.402	39.416	33.493	34.228	32.265	326.8
2nd	93	Marc MARQUEZ Repsol Honda Team SPA				Runs=3 Total laps=15 Full laps=10				4th	46	Valentino ROSSI Movistar Yamaha Mot ITA				Runs=3 Total laps=16 Full laps=11																																																																																								
1	3'32.896	1'37.737	40.513	38.975	35.671	285.4	2	2'31.355	43.371	37.222	36.550	34.212	307.4	3	2'26.947	41.958	35.683	35.519	33.787	311.3	4	2'25.134	41.361	35.913	34.935	32.925	323.4	5	2'39.168 P	41.757	34.900	41.179	41.332	321.2	6	24'54.717	23'05.742	36.264	36.895	35.816	312.6	7	2'22.249	40.415	34.582	34.681	32.571	328.6	8	2'26.035	40.172	35.340	38.063	32.460	321.8	9	2'20.617	40.037	34.103	34.219	32.258	329.0	10	2'29.939 P	42.940	35.983	35.466	35.550	319.1	11	10'45.161	9'01.398	35.697	35.341	32.725	320.0	12	2'26.218	41.094	34.468	37.123	33.533	326.0	13	2'20.318	39.882	33.996	33.974	32.466	328.9	14	2'19.864	39.639	33.783	34.070	32.372	325.1	15	2'32.540	44.073	38.062	36.442	33.963	317.2
3rd	45	Scott REDDING EG 0,0 Marc VDS GBR				Runs=2 Total laps=18 Full laps=15				5th	9	Daniilo PETRUCCI Pramac Racing ITA				Runs=3 Total laps=17 Full laps=12																																																																																								
1	3'54.902	1'59.295	39.936	39.794	35.877	264.2	2	2'32.334	44.001	36.961	36.732	34.640	308.7	3	2'28.919	42.588	36.827	35.657	33.847	314.1	4	2'29.470 P	42.103	35.688	35.796	35.883	313.4	5	26'32.444	24'41.480	37.802	37.999	35.163	278.4	6	2'27.441	42.006	35.841	35.806	33.788	310.2	7	2'25.100	41.164	35.289	35.448	33.199	323.9	8	2'24.326	40.869	35.108	35.019	33.330	324.9	9	2'23.697	40.712	35.065	34.942	32.978	323.4	10	2'22.560	40.474	34.628	34.559	32.899	324.7	11	2'22.910	40.714	34.618	34.660	32.918	325.8	12	2'22.278	40.342	34.486	34.723	32.727	323.6	13	2'21.384	39.830	34.428	34.393	32.733	325.7	14	2'20.933	39.843	34.535	34.156	32.399	327.6							
Fastest Lap:	Andrea DOVIZIOSO	Ducati Team	ITA	2'19.402	39.416	33.493	34.228	32.265	6th	38	Bradley SMITH Monster Yamaha Tec GBR				Runs=3 Total laps=15 Full laps=10																																																																																									
These data/results cannot be reproduced, stored and/or transmitted in whole or in part by any manner of electronic, mechanical, photocopying, recording, broadcasting or otherwise now known or herein after developed without the previous express consent by the copyright owner, except for reproduction in daily press and regular printed publications on sale to the public within 60 days of the event related to those data/results and always provided that copyright symbol appears together as follows below.																																																																																																								
© DORNA, 2015																																																																																																								

Official MotoGP Timing by TISSOT
www.motogp.com



Free Practice Nr. 1

MotoGP

Lap	Lap Time	T1	T2	T3	T4	Speed	Lap	Lap Time	T1	T2	T3	T4	Speed
7	2'28.667	42.658	35.732	36.531	33.746	284.2	10th 68	Yonny HERNANDEZ	Pramac Racing	COL	Runs=3	Total laps=15	Full laps=10
8	2'25.616	41.282	35.145	35.946	33.243	283.6							
9	2'25.502	40.936	35.249	36.075	33.242	297.5	1	4'10.699	2'16.752	39.297	38.297	36.353	272.0
10	2'24.337	40.840	35.134	35.285	33.078	308.9	2	2'30.977	43.805	36.089	37.054	34.029	269.6
11	2'27.205 P	40.849	35.410	35.838	35.108	298.4	3	2'25.333	41.900	35.123	35.479	32.831	305.6
12	12'30.256	10'44.659	35.558	35.787	34.252	301.8	4	2'22.560	40.053	35.050	34.798	32.659	320.1
13	2'22.563	40.415	34.538	34.869	32.741	321.5	5	2'35.826 P	40.128	35.863	39.441	40.394	248.8
14	2'21.883	40.091	34.374	34.870	32.548	318.6	6	24'32.545	22'44.479	37.267	36.391	34.408	314.3
15	2'20.951	39.655	34.200	34.675	32.421	319.6	7	2'25.036	41.495	35.276	35.309	32.956	324.0
7th 44	Poi ESPARGARO	Monster Yamaha Tec	SPA	Runs=3	Total laps=16	Full laps=11	8	2'21.913	40.305	34.257	34.741	32.610	325.3
							9	2'21.736	40.394	34.188	34.625	32.529	327.1
1	3'17.908	1'24.193	40.112	38.097	35.506	288.1	10	2'29.885 P	40.846	35.371	35.434	38.234	316.1
2	2'30.827	43.401	36.544	37.046	33.836	290.4	11	11'32.730	9'48.475	35.751	35.362	33.142	316.7
3	2'26.699	41.401	35.640	36.156	33.502	309.3	12	2'22.454	40.375	34.374	34.978	32.727	318.9
4	2'25.167	40.868	35.561	35.509	33.229	318.3	13	2'39.842	44.961	38.054	43.638	33.189	297.3
5	2'32.351 P	40.484	35.090	35.267	41.510	316.9	14	2'21.740	40.250	34.347	34.824	32.319	325.3
6	25'15.147	23'24.737	37.230	38.996	34.184	318.4	15	2'21.625	39.981	34.440	34.667	32.537	325.1
7	2'23.856	40.706	34.828	35.362	32.960	318.3	11th 19	Alvaro BAUTISTA	Aprilia Racing Team	SPA	Runs=3	Total laps=14	Full laps=9
8	2'24.638	40.151	35.752	35.907	32.828	321.0							
9	2'22.004	40.227	34.529	34.536	32.712	322.4	1	3'51.032	1'50.507	42.309	41.404	36.812	242.9
10	2'31.576 P	43.993	35.859	36.118	35.606	302.3	2	2'34.134	44.681	37.387	37.518	34.548	286.1
11	8'25.118	6'40.647	35.672	35.434	33.365	309.1	3	2'28.926	42.460	35.997	36.549	33.920	297.9
12	2'22.277	40.279	34.532	34.807	32.659	322.0	4	2'25.682	41.438	35.413	35.659	33.172	300.1
13	2'20.983	39.838	34.256	34.393	32.496	326.8	5	2'41.412 P	40.866	37.280	41.626	41.640	239.3
14	2'24.007	42.321	34.410	34.687	32.589	326.4	6	27'19.790	25'31.424	37.165	37.108	34.093	298.5
15	2'22.183	40.154	34.677	34.631	32.721	321.8	7	2'27.738	42.277	35.750	36.096	33.615	306.4
16	2'22.771	40.686	34.563	34.782	32.740	322.2	8	2'24.989	41.066	35.354	35.558	33.011	309.1
8th 35	Cal CRUTCHLOW	CWM LCR Honda	GBR	Runs=3	Total laps=14	Full laps=9	9	2'24.424	40.969	34.985	35.389	33.081	316.2
							10	2'34.200 P	42.987	37.097	36.947	37.169	299.3
1	5'27.082	3'24.014	42.564	42.273	38.231	230.5	11	10'04.258	8'19.598	35.752	35.721	33.187	312.7
2	2'37.192	45.991	38.039	38.092	35.070	270.8	12	2'24.569	41.421	34.998	34.996	33.154	315.3
3	2'29.336	43.239	36.371	36.105	33.621	311.4	13	2'23.087	40.934	34.636	34.531	32.986	315.5
4	2'37.661 P	41.602	35.659	35.866	44.534	317.3	14	2'22.018	40.343	34.469	34.720	32.486	311.6
5	24'54.768	23'04.854	37.120	37.282	35.512	295.0	12th 7	Hiroshi AOYAMA	Repsol Honda Team	JPN	Runs=3	Total laps=17	Full laps=12
6	2'25.875	42.144	35.418	35.279	33.034	317.1							
7	2'36.591	50.959	36.593	35.550	33.489	309.8	1	3'24.523	1'21.923	42.963	41.533	38.104	241.5
8	2'23.215	40.946	34.645	34.741	32.883	322.3	2	2'39.695	45.796	39.543	38.886	35.470	261.6
9	2'43.001 P	46.021	36.559	41.519	38.902	303.3	3	2'30.506	42.883	36.422	37.053	34.148	275.2
10	12'22.950	10'30.750	37.074	36.859	38.267	303.8	4	2'28.703	41.939	36.208	36.496	34.060	291.7
11	2'31.387	44.254	38.062	35.603	33.468	321.8	5	2'37.122 P	41.849	35.815	41.206	38.252	247.7
12	2'22.951	41.017	34.473	34.670	32.791	326.4	6	24'16.222	22'24.523	38.211	38.311	35.177	286.0
13	2'21.300	40.434	34.097	34.346	32.423	327.5	7	2'30.870	42.679	36.534	37.609	34.048	283.2
14	2'27.817	43.306	35.669	35.753	33.089	325.8	8	2'27.461	41.983	35.781	36.117	33.580	308.5
9th 99	Jorge LORENZO	Movistar Yamaha Mot	SPA	Runs=3	Total laps=15	Full laps=10	9	2'26.574	41.543	35.340	36.081	33.610	305.0
							10	2'25.227	40.644	35.341	35.610	33.632	320.0
1	3'37.196	1'38.016	41.820	40.463	36.897	270.4	11	2'25.397	40.697	35.060	35.745	33.895	320.1
2	2'35.360	44.913	37.732	37.540	35.175	293.3	12	2'29.172 P	40.774	35.432	36.261	36.705	302.7
3	2'30.748	42.910	36.698	36.757	34.383	309.5	13	7'26.694	5'31.309	36.514	36.436	42.435	321.8
4	2'27.630	41.995	36.013	35.740	33.882	315.9	14	2'25.538	41.564	35.219	35.513	33.242	319.3
5	2'35.923 P	41.755	37.196	38.784	38.188	291.8	15	2'23.034	40.261	34.660	34.963	33.150	333.6
6	23'51.496	22'04.784	36.334	35.732	34.646	320.4	16	2'23.185	40.290	34.570	35.360	32.965	328.4
7	2'27.035	42.149	35.368	35.668	33.850	319.1	17	2'22.387	39.928	34.475	35.186	32.798	323.8
8	2'25.322	41.264	35.264	34.973	33.821	325.3	13th 43	Jack MILLER	CWM LCR Honda	AUS	Runs=3	Total laps=15	Full laps=10
9	2'24.937	41.102	35.042	35.359	33.434	318.5							
10	2'27.446 P	40.995	34.951	35.277	36.223	319.2	1	3'31.043	1'34.133	41.673	39.354	35.883	303.7
11	11'58.742	10'14.106	35.131	35.588	33.917	318.3	2	2'32.785	44.007	37.130	37.219	34.429	319.0
12	2'23.533	41.027	34.878	34.370	33.258	325.8	3	2'27.362	42.103	35.898	35.997	33.364	309.8
13	2'22.756	40.513	34.651	34.496	33.096	325.3	4	2'26.458	41.566	36.088	35.400	33.404	319.3
14	2'22.366	40.363	34.245	34.783	32.975	325.4	5	2'38.422 P	41.031	35.142	40.450	41.799	318.3
15	2'21.486	39.916	34.135	34.680	32.755	323.5							

Fastest Lap: Andrea DOVIZIOSO Ducati Team ITA 2'19.402 39.416 33.493 34.228 32.265

These data/results cannot be reproduced, stored and/or transmitted in whole or in part by any manner of electronic, mechanical, photocopying, recording, broadcasting or otherwise now known or herein after developed without the previous express consent by the copyright owner, except for reproduction in daily press and regular printed publications on sale to the public within 60 days of the event related to those data/results and always provided that copyright symbol appears together as follows below.
© DORNA, 2015

Official MotoGP Timing by TISSOT

www.motogp.com

Austin, Friday, April 10, 2015

Page 2 of 4



Free Practice Nr. 1

MotoGP

Lap	Lap Time	T1	T2	T3	T4	Speed	Lap	Lap Time	T1	T2	T3	T4	Speed
6	2'29.098	22'37.937	37.969	37.307	35.885	314.3	13	2'22.571	40.138	34.612	34.594	33.227	315.5
7	2'26.477	41.772	35.610	35.543	33.552	318.6	14	2'33.961	49.943	35.839	34.993	33.186	314.5
8	2'24.390	41.010	35.067	35.309	33.004	318.8	15	2'22.692	40.432	34.678	34.715	32.867	313.8
9	2'23.943	40.903	34.970	35.187	32.883	320.4	17th 63 Mike DI MEGLIO Avintia Racing FRA						
10	2'51.135 P	55.152	36.343	39.631	40.009	318.4	Runs=3 Total laps=15 Full laps=10						
11	11'56.678	10'08.822	36.933	35.945	34.978	316.9	1	3'26.928	1'31.159	40.571	39.332	35.866	260.1
12	2'24.175	40.721	34.956	35.189	33.309	318.9	2	2'35.172	44.440	38.579	37.838	34.315	264.6
13	2'22.391	40.476	34.553	34.668	32.694	318.5	3	2'28.891	42.582	36.158	36.377	33.774	296.6
14	2'30.255	40.496	34.382	41.627	33.750	321.6	4	2'27.792	42.113	36.207	36.008	33.464	292.0
15	2'23.311	40.645	34.832	34.932	32.902	319.6	5	2'38.657 P	42.542	37.180	41.173	37.762	251.9
14th 6 Stefan BRADL Athina Forward Racin GER							6	2'32.448	22'43.586	37.596	37.153	34.113	287.0
Runs=3 Total laps=17 Full laps=12							7	2'27.717	42.749	35.782	35.950	33.236	297.6
1	4'51.299	2'50.926	42.181	42.174	36.018	239.1	8	2'25.258	41.153	35.292	35.735	33.078	302.8
2	2'33.234	44.512	37.027	37.269	34.426	289.1	9	2'24.585	40.956	34.907	35.647	33.075	300.1
3	2'27.816	41.843	35.960	36.544	33.469	313.4	10	2'34.266 P	43.345	37.606	37.451	35.864	285.6
4	2'26.253	41.053	34.758	37.203	33.239	318.8	11	12'18.428	10'31.854	36.891	36.110	33.573	306.9
5	2'34.473 P	43.796	36.525	37.811	36.341	284.1	12	2'24.314	40.991	35.052	35.246	33.025	310.6
6	23'05.284	21'15.255	37.042	38.036	34.951	265.6	13	2'22.663	40.625	34.547	34.762	32.729	321.3
7	2'29.022	42.975	35.999	36.461	33.587	282.3	14	2'24.170	40.127	35.140	36.147	32.756	320.1
8	2'25.151	41.501	35.054	35.618	32.978	317.1	15	2'23.376	40.429	35.072	34.971	32.904	317.1
9	2'24.610	40.950	35.405	35.219	33.036	317.7	18th 8 Hector BARBERA Avintia Racing SPA						
10	2'23.883	40.644	34.909	35.319	33.011	302.5	Runs=3 Total laps=15 Full laps=9						
11	2'23.616	40.653	34.528	35.576	32.859	309.6	1	5'53.805	3'55.379	41.594	39.928	36.904	258.9
12	2'32.017 P	41.688	34.980	40.138	35.211	313.2	2	2'38.680	43.876	38.233	38.111	38.460	267.7
13	7'59.391	6'15.086	35.385	35.573	33.347	314.3	3	2'27.700	42.193	36.350	35.827	33.330	290.0
14	2'23.612	40.640	34.757	34.976	33.239	322.2	4	2'37.714 P	42.678	37.314	40.775	36.947	237.6
15	2'22.617	40.302	34.578	34.884	32.853	323.0	5	2'42.058	22'27.714	39.174	37.573	36.123	291.3
16	2'22.730	40.086	34.593	35.032	33.019	320.1	6	2'27.928	42.573	35.756	35.915	33.684	301.5
17	2'22.498	40.269	34.542	35.050	32.637	313.5	7	2'24.994	41.232	35.119	35.326	33.317	299.2
15th 69 Nicky HAYDEN Aspar MotoGP Team USA							8	2'24.515	41.298	34.933	35.261	33.023	318.0
Runs=3 Total laps=15 Full laps=10							9	2'27.221	40.785	34.929	38.134	33.373	318.6
1	5'18.865	3'17.696	42.430	41.476	37.263	239.0	10	2'22.716	40.271	34.703	34.925	32.817	310.2
2	2'38.467	45.832	38.746	38.438	35.451	279.2	11	2'31.945 P	41.468	35.173	39.835	35.469	308.1
3	2'30.239	43.070	36.268	36.928	33.973	285.1	12	9'23.443	7'30.545	38.542	39.131	35.225	284.2
4	2'45.257 P	42.126	36.061	40.109	46.961	266.4	13	2'26.347	42.178	35.577	35.143	33.449	311.7
5	24'31.978	22'40.500	37.754	38.243	35.481	247.8	14	2'24.900	41.220	34.753	35.672	33.255	320.2
6	2'27.425	42.031	35.765	36.340	33.289	287.7	15	2'35.431 P	40.629	35.116	40.226	39.460	312.5
7	2'26.215	41.294	35.630	35.931	33.360	296.8	19th 29 Andrea IANNONE Ducati Team ITA						
8	2'25.574	41.159	35.559	35.849	33.007	305.8	Runs=3 Total laps=13 Full laps=8						
9	2'24.528	40.773	35.233	35.470	33.052	307.8	1	4'11.715	2'18.437	39.413	38.462	35.403	274.8
10	2'32.585 P	42.762	37.010	37.832	34.981	290.4	2	2'30.465	43.188	36.422	37.037	33.818	275.5
11	10'17.061	8'28.194	36.956	36.885	35.026	298.3	3	2'26.491	41.786	35.621	35.785	33.299	315.8
12	2'24.594	41.044	35.155	35.391	33.004	308.6	4	2'31.413 P	40.695	34.888	40.333	35.497	316.2
13	2'23.407	40.569	34.750	35.330	32.758	312.5	5	26'34.415	24'49.390	35.581	35.763	33.681	285.2
14	2'23.287	40.416	35.000	35.048	32.823	311.7	6	2'23.839	40.837	34.792	35.283	32.927	298.0
15	2'22.542	40.119	34.375	35.186	32.862	312.1	7	2'24.032	40.528	35.143	35.339	33.022	307.3
16th 41 Aleix ESPARGARO Team SUZUKI ECST SPA							8	2'22.741	40.151	34.453	35.147	32.990	303.0
Runs=3 Total laps=15 Full laps=10							9	2'27.698 P	41.081	35.201	36.057	35.359	286.9
1	3'57.176	2'03.632	39.736	38.378	35.430	291.1	10	14'07.582	12'22.121	35.661	35.869	33.931	293.7
2	2'29.839	42.864	36.743	36.150	34.082	309.9	11	2'24.487	41.042	34.732	35.280	33.433	309.2
3	2'26.914	42.221	35.731	35.446	33.516	316.8	12	2'22.901	40.186	34.767	35.192	32.756	312.6
4	2'24.572	40.947	35.424	35.135	33.066	313.7	13	2'23.645	40.790	34.873	35.029	32.953	322.5
5	2'42.058 P	40.980	38.276	41.506	41.296	243.5	20th 76 Loris BAZ Athina Forward Racin FRA						
6	24'25.898	22'35.209	36.967	39.488	34.234	313.5	Runs=2 Total laps=18 Full laps=15						
7	2'25.075	41.459	35.338	35.370	32.908	309.7	1	5'05.401	3'04.259	42.739	40.590	37.813	251.3
8	2'23.008	40.396	34.816	35.060	32.736	316.1	2	2'37.356	45.886	38.399	38.203	34.868	285.1
9	2'23.070	40.561	34.974	34.635	32.900	316.4	3	2'33.450	43.908	37.747	37.055	34.740	309.8
10	2'31.889 P	43.854	35.317	35.365	37.353	316.3	4	2'36.090 P	43.505	36.652	37.601	38.332	290.3
11	10'09.311	8'23.453	36.045	35.706	34.107	312.4	5	25'06.589	23'13.044	38.716	39.249	35.580	277.9
12	2'24.590	40.986	35.014	35.066	33.524	313.9							

Fastest Lap: Andrea DOVIZIOSO Ducati Team ITA 2'19.402 39.416 33.493 34.228 32.265

These data/results cannot be reproduced, stored and/or transmitted in whole or in part by any manner of electronic, mechanical, photocopying, recording, broadcasting or otherwise now known or herein after developed without the previous express consent by the copyright owner, except for reproduction in daily press and regular printed publications on sale to the public within 60 days of the event related to those data/results and always provided that copyright symbol appears together as follows below.
© DORNA, 2015



Free Practice Nr. 1

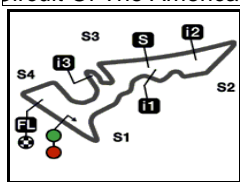
MotoGP

Lap	Lap Time	T1	T2	T3	T4	Speed	Lap	Lap Time	T1	T2	T3	T4	Speed
6	2'30.172	43.396	36.125	36.833	33.818	296.2	13	7'58.849	6'12.175	36.787	35.775	34.112	316.1
7	2'27.793	42.219	35.869	36.388	33.317	289.6	14	2'25.965	41.415	35.326	35.524	33.700	316.0
8	2'27.777	41.692	35.205	36.796	34.084	309.2	15	2'25.149	41.224	35.236	35.487	33.202	318.8
9	2'27.767	42.133	35.749	36.458	33.427	306.9	24th 15 Alex DE ANGELIS Octo IodaRacing Tea RSM						
10	2'36.216	44.375	38.444	38.107	35.290	275.7	Runs=3 Total laps=15 Full laps=9						
11	2'29.766	43.239	36.033	36.542	33.952	308.5	1	3'14.436	1'12.210	43.170	42.199	36.857	238.7
12	2'27.097	41.743	35.710	36.013	33.631	307.4	2	2'36.614	44.493	38.428	39.502	34.191	249.4
13	2'27.058	41.881	35.253	36.091	33.833	308.2	3	2'30.006	41.952	36.886	37.485	33.683	291.9
14	2'28.799	41.598	36.397	36.933	33.871	295.2	4	2'28.186	41.581	36.297	36.394	33.914	307.8
15	2'24.522	41.221	34.712	35.408	33.181	313.4	5	2'47.550	P 41.183	35.874	43.251	47.242	306.2
16	2'28.370	43.856	35.191	35.873	33.450	306.5	6	2'40.8331	22'19.567	37.306	37.099	34.359	291.4
17	2'31.097	40.929	35.282	37.539	37.347	312.4	7	2'28.098	41.991	35.740	36.887	33.480	288.2
18	2'24.178	41.029	34.770	35.341	33.038	305.1	8	2'25.589	41.060	35.189	36.251	33.089	305.4
21st 50 Eugene LAVERTY Aspar MotoGP Team IRL							Runs=3 Total laps=16 Full laps=11						
1	3'24.824	1'21.549	43.510	41.922	37.843	240.1	9	2'26.005	41.246	35.377	36.161	33.221	307.0
2	2'45.140	46.399	39.016	38.826	40.899	243.6	10	2'25.160	40.729	35.600	35.918	32.913	311.4
3	2'34.757	44.932	37.711	37.164	34.950	279.0	11	2'36.439	40.877	36.199	36.064	43.299	310.0
4	2'31.737	43.178	36.691	36.921	34.947	306.4	12	2'38.015	P 41.503	37.827	40.047	38.638	213.4
5	2'45.398	P 43.080	38.970	41.420	41.928	259.8	13	8'24.881	6'35.108	37.270	37.076	35.427	299.6
6	2'40.1.201	22'07.201	39.387	38.944	35.669	280.1	14	2'31.983	42.564	36.407	36.688	36.324	309.8
7	2'31.680	43.798	36.785	36.827	34.270	294.3	unfinished 41.090 34.805 311.5						
8	2'29.750	43.191	36.328	36.326	33.905	297.1	25th 17 Karel ABRAHAM AB Motoracing CZE						
9	2'27.186	42.047	35.650	36.099	33.390	313.8	Runs=3 Total laps=15 Full laps=10						
10	2'27.438	41.972	35.727	36.067	33.672	306.7	1	3'16.397	1'11.944	43.120	43.822	37.511	230.9
11	2'30.850	P 41.544	35.774	37.289	36.243	313.0	2	2'38.986	46.040	38.962	39.075	34.909	279.5
12	8'57.718	7'09.285	37.239	36.934	34.260	302.4	3	2'34.557	45.022	37.134	37.833	34.568	299.4
13	2'27.578	41.643	35.528	36.871	33.536	316.1	4	2'31.555	42.355	37.064	36.941	35.195	283.9
14	2'25.120	41.121	35.221	35.280	33.498	317.3	5	2'40.442	P 42.124	36.612	42.642	39.064	249.0
15	2'24.916	40.934	35.100	35.756	33.126	313.1	6	2'40.1.569	22'10.610	37.499	38.379	35.081	315.6
16	2'24.851	40.869	35.114	35.588	33.280	312.6	7	2'30.491	42.273	36.446	37.685	34.087	313.8
22nd 25 Maverick VIÑALES Team SUZUKI ECST SPA							Runs=3 Total laps=13 Full laps=8						
1	3'59.472	2'01.304	41.011	40.231	36.926	291.1	8	2'27.058	41.703	35.969	36.062	33.324	317.0
2	2'35.826	44.500	37.815	38.637	34.874	301.2	9	2'26.457	40.944	36.001	35.846	33.666	313.9
3	2'29.665	42.727	36.529	36.728	33.681	313.5	10	2'39.340	P 45.507	37.051	39.525	37.257	314.1
4	2'26.734	41.223	35.662	36.510	33.339	314.6	11	11'35.282	9'41.547	41.301	38.015	34.419	291.7
5	2'39.351	P 40.575	39.579	41.596	37.601	270.2	12	2'26.480	41.421	35.684	35.672	33.703	319.3
6	23'59.852	22'10.952	37.736	37.155	34.009	299.0	13	2'26.747	41.866	35.878	35.682	33.321	311.5
7	2'27.080	41.976	35.795	36.102	33.207	306.9	14	2'33.011	41.179	35.415	36.057	40.360	316.9
8	2'26.650	41.490	35.426	36.107	33.627	317.4	15	2'25.405	41.016	35.776	35.521	33.092	314.0
9	2'25.889	41.433	35.100	36.136	33.220	313.8	23rd 33 Marco MELANDRI Aprilia Racing Team ITA						
10	2'25.621	41.316	35.445	35.675	33.185	314.5	Runs=4 Total laps=15 Full laps=9						
11	2'31.487	P 42.638	36.141	38.071	34.637	304.5	1	3'10.135	1'00.863	44.659	45.598	39.015	188.8
12	8'18.820	6'32.711	36.006	36.653	33.450	312.8	2	2'42.583	47.411	39.548	40.339	35.285	250.1
13	2'25.024	41.097	35.189	35.695	33.043	314.7	3	2'35.552	44.762	37.357	38.589	34.844	260.9
23rd 33 Marco MELANDRI Aprilia Racing Team ITA							Runs=4 Total laps=15 Full laps=9						
1	3'10.135	1'00.863	44.659	45.598	39.015	188.8	4	2'31.360	43.573	37.070	36.907	33.810	273.9
2	2'42.583	47.411	39.548	40.339	35.285	250.1	5	2'40.323	P 42.216	36.333	42.907	38.867	233.6
3	2'35.552	44.762	37.357	38.589	34.844	260.9	6	2'41.7.443	P 22'17.411	38.340	38.573	43.119	252.9
4	2'31.360	43.573	37.070	36.907	33.810	273.9	7	6'06.159	4'16.311	37.645	37.437	34.766	312.5
5	2'40.323	P 42.216	36.333	42.907	38.867	233.6	8	2'29.961	43.174	36.059	36.662	34.066	310.4
6	2'41.7.443	P 22'17.411	38.340	38.573	43.119	252.9	9	2'26.937	41.524	35.748	35.599	34.066	315.8
7	6'06.159	4'16.311	37.645	37.437	34.766	312.5	10	2'26.632	41.974	35.469	35.320	33.869	316.6
8	2'29.961	43.174	36.059	36.662	34.066	310.4	11	2'25.141	41.379	35.293	35.248	33.221	314.0
9	2'26.937	41.524	35.748	35.599	34.066	315.8	12	2'33.985	P 42.443	37.711	36.881	36.950	312.1
10	2'26.632	41.974	35.469	35.320	33.869	316.6	Fastest Lap: Andrea DOVIZIOSO Ducati Team ITA 2'19.402 39.416 33.493 34.228 32.265						
11	2'25.141	41.379	35.293	35.248	33.221	314.0	These data/results cannot be reproduced, stored and/or transmitted in whole or in part by any manner of electronic, mechanical, photocopying, recording, broadcasting or otherwise now known or herein after developed without the previous express consent by the copyright owner, except for reproduction in daily press and regular printed publications on sale to the public within 60 days of the event related to those data/results and always provided that copyright symbol appears together as follows below.						
12	2'33.985	P 42.443	37.711	36.881	36.950	312.1	© DORNA, 2015						

Fastest Lap: Andrea DOVIZIOSO Ducati Team ITA 2'19.402 39.416 33.493 34.228 32.265

These data/results cannot be reproduced, stored and/or transmitted in whole or in part by any manner of electronic, mechanical, photocopying, recording, broadcasting or otherwise now known or herein after developed without the previous express consent by the copyright owner, except for reproduction in daily press and regular printed publications on sale to the public within 60 days of the event related to those data/results and always provided that copyright symbol appears together as follows below.
© DORNA, 2015





5513 m.

RED BULL GRAND PRIX OF THE AMERICAS

Free Practice Nr. 1

Best Partial Times

MotoGP

IT Ideal Lap Time, sum of the best partial times


BT Best Lap Time

T1		T2		T3		T4				IT		BT
Pos	Rider	Time	Rider	Time	Rider	Time	Rider	Time	Pos	Rider	IT	BT
1	A.DOVIOSIO	39.416	A.DOVIOSIO	33.493	M.MARQUEZ	33.974	D.PETRUCCI	32.168	1	A.DOVIOSIO	2'19.364	2'19.402 (1)
2	M.MARQUEZ	39.639	V.ROSSI	33.712	S.REDDING	34.033	M.MARQUEZ	32.258	2	M.MARQUEZ	2'19.654	2'19.864 (2)
3	B.SMITH	39.655	M.MARQUEZ	33.783	A.DOVIOSIO	34.190	A.DOVIOSIO	32.265	3	S.REDDING	2'20.260	2'20.487 (3)
4	S.REDDING	39.727	D.PETRUCCI	33.986	C.CRUTCHLOW	34.346	Y.HERNANDEZ	32.319	4	V.ROSSI	2'20.314	2'20.593 (4)
5	V.ROSSI	39.791	C.CRUTCHLOW	34.097	J.LORENZO	34.370	S.REDDING	32.380	5	D.PETRUCCI	2'20.665	2'20.665 (5)
6	D.PETRUCCI	39.838	S.REDDING	34.120	P.ESPARGARO	34.393	V.ROSSI	32.402	6	B.SMITH	2'20.951	2'20.951 (6)
7	P.ESPARGARO	39.838	J.LORENZO	34.135	V.ROSSI	34.409	B.SMITH	32.421	7	P.ESPARGAR	2'20.983	2'20.983 (7)
8	J.LORENZO	39.916	Y.HERNANDEZ	34.188	A.BAUTISTA	34.531	C.CRUTCHLOW	32.423	8	Y.HERNANDEZ	2'21.113	2'21.625 (10)
9	H.AOYAMA	39.928	B.SMITH	34.200	A.ESPARGARO	34.594	A.BAUTISTA	32.486	9	J.LORENZO	2'21.176	2'21.486 (9)
10	Y.HERNANDEZ	39.981	P.ESPARGARO	34.256	Y.HERNANDEZ	34.625	P.ESPARGARO	32.496	10	C.CRUTCHLO	2'21.300	2'21.300 (8)
11	S.BRADL	40.086	N.HAYDEN	34.375	J.MILLER	34.668	S.BRADL	32.637	11	A.BAUTISTA	2'21.829	2'22.018 (11)
12	N.HAYDEN	40.119	J.MILLER	34.382	D.PETRUCCI	34.673	J.MILLER	32.694	12	A.ESPARGAR	2'22.080	2'22.571 (16)
13	M.DI MEGLIO	40.127	A.IANNONE	34.453	B.SMITH	34.675	M.DI MEGLIO	32.729	13	S.BRADL	2'22.135	2'22.498 (14)
14	A.ESPARGARO	40.138	A.BAUTISTA	34.469	M.DI MEGLIO	34.762	A.ESPARGARO	32.736	14	H.AOYAMA	2'22.164	2'22.387 (12)
15	A.IANNONE	40.151	H.AOYAMA	34.475	S.BRADL	34.884	J.LORENZO	32.755	15	M.DI MEGLIO	2'22.165	2'22.663 (17)
16	H.BARBERA	40.271	S.BRADL	34.528	H.BARBERA	34.925	A.IANNONE	32.756	16	J.MILLER	2'22.220	2'22.391 (13)
17	A.BAUTISTA	40.343	M.DI MEGLIO	34.547	H.AOYAMA	34.963	N.HAYDEN	32.758	17	N.HAYDEN	2'22.300	2'22.542 (15)
18	C.CRUTCHLOW	40.434	A.ESPARGARO	34.612	A.IANNONE	35.029	H.AOYAMA	32.798	18	A.IANNONE	2'22.389	2'22.741 (19)
19	J.MILLER	40.476	H.BARBERA	34.703	N.HAYDEN	35.048	H.BARBERA	32.817	19	H.BARBERA	2'22.716	2'22.716 (18)
20	M.VIÑALES	40.575	L.BAZ	34.712	M.MELANDRI	35.248	A.DE ANGELIS	32.913	20	L.BAZ	2'24.020	2'24.178 (20)
21	A.DE ANGELIS	40.729	A.DE ANGELIS	34.805	E.LAVERTY	35.280	L.BAZ	33.038	21	A.DE ANGELIS	2'24.365	2'25.160 (24)
22	E.LAVERTY	40.869	M.VIÑALES	35.100	L.BAZ	35.341	M.VIÑALES	33.043	22	E.LAVERTY	2'24.375	2'24.851 (21)
23	L.BAZ	40.929	E.LAVERTY	35.100	K.ABRAHAM	35.521	K.ABRAHAM	33.092	23	M.VIÑALES	2'24.393	2'25.024 (22)
24	K.ABRAHAM	40.944	M.MELANDRI	35.236	M.VIÑALES	35.675	E.LAVERTY	33.126	24	M.MELANDRI	2'24.910	2'25.141 (23)

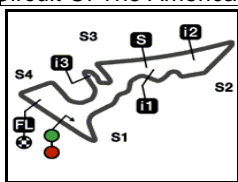
These data/results cannot be reproduced, stored and/or transmitted in whole or in part by any manner of electronic, mechanical, photocopying, recording, broadcasting or otherwise now known or herein after developed without the previous express consent by the copyright owner, except for reproduction in daily press and regular printed publications on sale to the public within 60 days of the event related to those data/results and always provided that copyright symbol appears together as follows below.
© DORNA, 2015



Circuit Of The Americas

Results and timing service provided by  **TISSOT**

MotoGP



5513 m.

RED BULL GRAND PRIX OF THE AMERICAS

Free Practice Nr. 1

Best Partial Times

IT Ideal Lap Time, sum of the best partial times

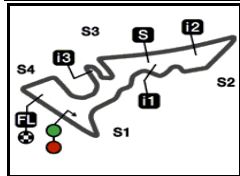
BT Best Lap Time

T1		T2		T3		T4						
<i>Pos</i>	<i>Rider</i>	<i>Time</i>	<i>Rider</i>	<i>Time</i>	<i>Rider</i>	<i>Time</i>	<i>Rider</i>	<i>Time</i>	<i>Pos</i>	<i>Rider</i>	<i>IT</i>	<i>BT</i>
25	M.MELANDRI	41.224	K.ABRAHAM	35.415	A.DE ANGELIS	35.918	M.MELANDRI	33.202	25	K.ABRAHAM	2'24.972	2'25.405 (25)

These data/results cannot be reproduced, stored and/or transmitted in whole or in part by any manner of electronic, mechanical, photocopying, recording, broadcasting or otherwise now known or herein after developed without the previous express consent by the copyright owner, except for reproduction in daily press and regular printed publications on sale to the public within 60 days of the event related to those data/results and always provided that copyright symbol appears together as follows below.
© DORNA, 2015

Official MotoGP Timing by **TISSOT**
www.motogp.com





5513 m.

RED BULL GRAND PRIX OF THE AMERICAS

Free Practice Nr. 1

Fastest Laps Sequence

<i>Practice Time</i>	 <i>Rider</i>	<i>Nation</i>	<i>Motorcycle</i>	<i>Time</i>	<i>Km/h</i>	<i>Rider's Lap</i>
5'46.114	9 Danilo PETRUCCI	ITA	DUCATI	2'35.956	127.2	2
5'48.735	44 Pol ESPARGARO	SPA	YAMAHA	2'30.827	131.5	2
6'27.015	41 Aleix ESPARGARO	SPA	SUZUKI	2'29.839	132.4	2
8'15.434	44 Pol ESPARGARO	SPA	YAMAHA	2'26.699	135.2	3
9'07.009	68 Yonny HERNANDEZ	COL	DUCATI	2'25.333	136.5	3
10'40.601	44 Pol ESPARGARO	SPA	YAMAHA	2'25.167	136.7	4
10'56.332	93 Marc MARQUEZ	SPA	HONDA	2'25.134	136.7	4
11'18.501	41 Aleix ESPARGARO	SPA	SUZUKI	2'24.572	137.2	4
11'29.569	68 Yonny HERNANDEZ	COL	DUCATI	2'22.560	139.2	4
40'52.466	93 Marc MARQUEZ	SPA	HONDA	2'22.249	139.5	7
43'24.889	68 Yonny HERNANDEZ	COL	DUCATI	2'21.913	139.8	8
45'39.118	93 Marc MARQUEZ	SPA	HONDA	2'20.617	141.1	9
1:03'40.754	93 Marc MARQUEZ	SPA	HONDA	2'20.318	141.4	13
1:06'00.618	93 Marc MARQUEZ	SPA	HONDA	2'19.864	141.9	14
1:08'52.618	4 Andrea DOVIZIOSO	ITA	DUCATI	2'19.402	142.3	15

These data/results cannot be reproduced, stored and/or transmitted in whole or in part by any manner of electronic, mechanical, photocopying, recording, broadcasting or otherwise now known or herein after developed without the previous express consent by the copyright owner, except for reproduction in daily press and regular printed publications on sale to the public within 60 days of the event related to those data/results and always provided that copyright symbol appears together as follows below.

© DORNA, 2015

Official MotoGP Timing by TISSOT
www.motogp.com

Austin, Friday, April 10, 2015

