


5078 m.

GRAN PREMIO MOVISTAR DE ARAGÓN

Free Practice Nr. 1

Classification

3

	Rider	Nation	Team	Motorcycle	Time	Lap	Total	Gap	Top Speed	
1	99 Jorge LORENZO	SPA	Movistar Yamaha MotoGP	YAMAHA	1'48.249	5	15		331.5	
2	93 Marc MARQUEZ	SPA	Repsol Honda Team	HONDA	1'48.739	16	19	0.490	0.490	338.0
3	46 Valentino ROSSI	ITA	Movistar Yamaha MotoGP	YAMAHA	1'48.824	11	18	0.575	0.085	331.1
4	26 Dani PEDROSA	SPA	Repsol Honda Team	HONDA	1'49.050	17	17	0.801	0.226	340.1
5	45 Scott REDDING	GBR	EG 0,0 Marc VDS	HONDA	1'49.354	16	18	1.105	0.304	330.2
6	4 Andrea DOVIZIOSO	ITA	Ducati Team	DUCATI	1'49.628	16	16	1.379	0.274	339.8
7	38 Bradley SMITH	GBR	Monster Yamaha Tech 3	YAMAHA	1'49.790	9	18	1.541	0.162	335.9
8	44 Pol ESPARGARO	SPA	Monster Yamaha Tech 3	YAMAHA	1'49.868	5	19	1.619	0.078	331.2
9	35 Cal CRUTCHLOW	GBR	LCR Honda	HONDA	1'50.008	12	17	1.759	0.140	332.0
10	29 Andrea IANNONE	ITA	Ducati Team	DUCATI	1'50.131	18	18	1.882	0.123	342.4
11	50 Eugene LAVERTY	IRL	Aspar MotoGP Team	HONDA	1'50.158	16	18	1.909	0.027	329.9
12	6 Stefan BRADL	GER	Aprilia Racing Team Gresini	APRILIA	1'50.160	15	18	1.911	0.002	326.2
13	76 Loris BAZ	FRA	Forward Racing	YAMAHA FORWARD	1'50.275	18	18	2.026	0.115	322.7
14	19 Alvaro BAUTISTA	SPA	Aprilia Racing Team Gresini	APRILIA	1'50.285	15	17	2.036	0.010	327.7
15	43 Jack MILLER	AUS	LCR Honda	HONDA	1'50.287	17	18	2.038	0.002	324.3
16	41 Aleix ESPARGARO	SPA	Team SUZUKI ECSTAR	SUZUKI	1'50.310	5	16	2.061	0.023	326.0
17	69 Nicky HAYDEN	USA	Aspar MotoGP Team	HONDA	1'50.483	15	16	2.234	0.173	320.7
18	9 Danilo PETRUCCI	ITA	Octo Pramac Racing	DUCATI	1'50.534	11	16	2.285	0.051	330.1
19	25 Maverick VIÑALES	SPA	Team SUZUKI ECSTAR	SUZUKI	1'50.715	16	18	2.466	0.181	329.4
20	8 Hector BARBERA	SPA	Avintia Racing	DUCATI	1'50.728	11	13	2.479	0.013	334.1
21	68 Yonny HERNANDEZ	COL	Octo Pramac Racing	DUCATI	1'50.729	14	16	2.480	0.001	330.4
22	17 Karel ABRAHAM	CZE	AB Motoracing	HONDA	1'51.496	14	14	3.247	0.767	324.3
23	63 Mike DI MEGLIO	FRA	Avintia Racing	DUCATI	1'52.142	6	10	3.893	0.646	328.6
24	15 Alex DE ANGELIS	RSM	E-Motion IodaRacing Team	ART	1'52.202	15	16	3.953	0.060	315.0
25	24 Toni ELIAS	SPA	Forward Racing	YAMAHA FORWARD	1'52.950	18	19	4.701	0.748	326.9

Practice condition: Dry

Air: 21°

Humidity: 45%

Ground: 23°

Fastest Lap:	Lap: 5	Jorge LORENZO	1'48.249	168.8 Km/h
Circuit Record Lap:	2013	Dani PEDROSA	1'48.565	168.3 Km/h
Circuit Best Lap:	2014	Marc MARQUEZ	1'47.187	170.5 Km/h

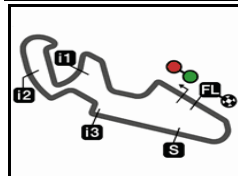
The results are provisional until the end of the limit for protest and appeals.

Time limit for protest expires 30' after publication of the results - Mr. Time:

These data/results cannot be reproduced, stored and/or transmitted in whole or in part by any manner of electronic, mechanical, photocopying, recording, broadcasting or otherwise now known or herein after developed without the previous express consent by the copyright owner, except for reproduction in daily press and regular printed publications on sale to the public within 60 days of the event related to those data/results and always provided that copyright symbol appears together as follows below.

© DORNA, 2015





5078 m.

GRAN PREMIO MOVISTAR DE ARAGÓN

Free Practice Nr. 1

Top Speed & Average

4



Rider	Nation	Motorcycle	Top 5 speeds					Average	Top
29 Andrea IANNONE	ITA	DUCATI	342.4	341.7	341.3	340.5	339.7	341.1	342.4
26 Dani PEDROSA	SPA	HONDA	340.1	336.2	335.7	335.7	334.0	336.3	340.1
4 Andrea DOVIZIOSO	ITA	DUCATI	339.8	339.4	338.3	338.2	338.1	338.7	339.8
93 Marc MARQUEZ	SPA	HONDA	338.0	337.6	335.7	335.4	334.5	336.2	338.0
38 Bradley SMITH	GBR	YAMAHA	335.9	335.1	334.2	333.2	332.6	334.2	335.9
8 Hector BARBERA	SPA	DUCATI	334.1	333.8	332.7	332.1	331.7	332.9	334.1
35 Cal CRUTCHLOW	GBR	HONDA	332.0	331.6	330.9	330.7	329.6	331.0	332.0
99 Jorge LORENZO	SPA	YAMAHA	331.5	331.3	331.3	331.0	330.8	331.2	331.5
44 Po ESPARGARO	SPA	YAMAHA	331.2	329.7	327.7	327.5	327.4	328.7	331.2
46 Valentino ROSSI	ITA	YAMAHA	331.1	330.7	330.4	329.9	329.3	330.3	331.1
68 Yonny HERNANDEZ	COL	DUCATI	330.4	329.4	329.4	329.3	329.1	329.5	330.4
45 Scott REDDING	GBR	HONDA	330.2	330.0	329.4	328.7	328.5	329.4	330.2
9 Danilo PETRUCCI	ITA	DUCATI	330.1	328.8	328.8	328.8	328.6	329.0	330.1
50 Eugene LAVERTY	IRL	HONDA	329.9	328.8	327.4	327.3	327.2	328.1	329.9
25 Maverick VIÑALES	SPA	SUZUKI	329.4	329.0	328.4	328.2	327.7	328.5	329.4
63 Mike DI MEGLIO	FRA	DUCATI	328.6	327.6	325.6	324.9	323.6	326.1	328.6
19 Alvaro BAUTISTA	SPA	APRILIA	327.7	325.6	324.8	324.3	324.1	325.3	327.7
24 Toni ELIAS	SPA	YAMAHA FOR	326.9	325.4	325.2	324.6	324.3	325.3	326.9
6 Stefan BRADL	GER	APRILIA	326.2	325.9	325.5	324.6	324.3	325.3	326.2
41 Aleix ESPARGARO	SPA	SUZUKI	326.0	325.1	325.1	324.9	323.8	324.8	326.0
17 Karel ABRAHAM	CZE	HONDA	324.3	320.5	319.3	319.2	318.8	320.4	324.3
43 Jack MILLER	AUS	HONDA	324.3	323.0	322.6	322.6	322.0	322.9	324.3
76 Loris BAZ	FRA	YAMAHA FOR	322.7	322.0	321.8	321.3	320.8	321.7	322.7
69 Nicky HAYDEN	USA	HONDA	320.7	320.3	320.0	319.8	319.6	320.0	320.7
15 Alex DE ANGELIS	RSM	ART	315.0	314.0	313.8	313.4	313.2	313.9	315.0

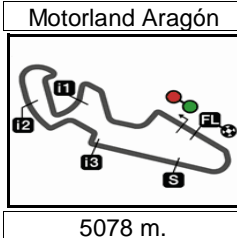
These data/results cannot be reproduced, stored and/or transmitted in whole or in part by any manner of electronic, mechanical, photocopying, recording, broadcasting or otherwise now known or herein after developed without the previous express consent by the copyright owner, except for reproduction in daily press and regular printed publications on sale to the public within 60 days of the event related to those data/results and always provided that copyright symbol appears together as follows below.

© DORNA, 2015

Official MotoGP Timing by **TISSOT**
www.motogp.com



Alcañiz, Friday, September 25, 2015



5078 m.

GRAN PREMIO MOVISTAR DE ARAGÓN

Free Practice Nr. 1

Chronological Analysis of Performances

5

* Lap / Sector time cancelled

T1 Time from finish line to 1st intermedate

T3 Time from 2nd intermed. to 3rd intermed.

P Crossing the finish line in pit lane

T2 Time from 1st intermed. to 2nd intermed.

T4 Time from 3rd intermedate to finish line

Lap	Lap Time	T1	T2	T3	T4	Speed	Lap	Lap Time	T1	T2	T3	T4	Speed	
1st	99	Jorge LORENZO Movistar Yamaha Mot SPA						5	1'49.602	31.442	31.257	21.198	25.705	328.3
		Runs=3	Total laps=15	Full laps=10			6	1'49.530	31.359	31.209	21.201	25.761	329.3	
1	3'20.601	1'59.396	33.006	22.181	26.018	329.5	7	1'58.424 P	32.926	32.858	21.627	31.013	323.2	
2	1'50.583	32.298	31.103	21.402	25.780	329.7	8	7'17.381	5'58.362	31.870	21.498	25.651	327.9	
3	1'49.438	31.970	30.803	21.158	25.507	330.2	9	1'49.138	31.456	31.063	20.988	25.631	330.4	
4	1'49.073	31.544	31.003	21.062	25.464	330.2	10	1'48.883	31.393	30.970	21.007	25.513	330.7	
5	1'48.249	31.178	30.728	20.939	25.404	330.6	11	1'48.824	31.384	30.820	21.010	25.610	331.1	
6	2'00.134 P	32.549	32.791	22.476	32.318	329.8	12	2'01.356 P	32.745	34.260	22.361	31.990	327.6	
7	10'02.306	8'44.304	31.244	21.204	25.554	330.1	13	7'37.673	6'17.201	32.433	21.777	26.262	324.8	
8	1'48.599	31.296	30.830	21.044	25.429	331.3	14	1'49.951	31.503	31.361	21.230	25.857	326.9	
9	1'48.577	31.319	30.872	21.006	25.380	331.3	15	1'50.010	31.498	31.214	21.205	26.093	328.6	
10	2'07.185 P	31.941	30.897	25.796	38.551	237.7	16	1'49.587	31.577	31.078	21.237	25.695	329.1	
11	10'30.189	9'11.421	31.775	21.416	25.577	329.3	17	1'52.012	32.764	31.736	21.688	25.824	325.7	
12	1'49.027	31.433	30.888	21.052	25.654	331.0	18	1'49.878	31.403	31.225	21.158	26.092	325.0	
13	1'55.414	31.266	31.659	26.895	25.594	330.5								
14	1'48.808	31.323	30.863	21.070	25.552	331.5	4th	26	Dani PEDROSA Repsol Honda Team SPA					
15	1'48.991	31.353	30.992	21.001	25.645	330.8			Runs=4	Total laps=17	Full laps=10			
							1	2'27.144	1'01.933	34.482	23.770	26.959	322.8	
2nd	93	Marc MARQUEZ Repsol Honda Team SPA						2	1'58.548 P	32.953	31.987	22.116	31.492	327.8
		Runs=3	Total laps=19	Full laps=14			3	5'01.131	3'40.152	32.760	22.148	26.071	330.0	
1	2'12.236	47.404	34.366	23.276	27.190	303.4	4	1'51.143	32.250	31.456	21.518	25.919	331.2	
2	1'52.320	33.401	31.250	21.960	25.709	334.5	5	1'50.056	31.844	31.024	21.368	25.820	331.0	
3	1'50.212	31.791	31.150	21.382	25.889	330.4	6	2'01.269 P	33.417	33.091	22.665	32.096	327.4	
4	1'49.141	31.514	30.773	21.301	25.553	332.8	7	8'41.037	7'20.293	32.673	22.086	25.985	331.2	
5	1'49.344	31.546	30.921	21.265	25.612	332.8	8	1'50.739	32.068	31.332	21.502	25.837	332.3	
6	1'48.924	31.435	30.854	21.068	25.567	334.2	9	1'50.308	31.811	31.090	21.690	25.717	331.7	
7	1'59.456 P	32.180	32.289	22.281	32.706	329.7	10	1'49.670	31.564	31.226	21.310	25.570	333.7	
8	7'43.196	6'21.323	32.664	22.161	27.048	320.0	11	1'49.325	31.420	31.033	21.222	25.650	332.5	
9	1'49.334	31.498	30.966	21.199	25.671	333.5	12	2'01.087 P	32.943	33.853	22.252	32.039	332.7	
10	1'49.132	31.438	30.846	21.233	25.615	333.4	13	5'56.149	4'35.286	32.784	22.100	25.979	334.0	
11	1'56.799	31.399	37.361	22.376	25.663	335.7	14	1'51.045	32.240	31.543	21.483	25.779	335.7	
12	1'59.511 P	31.467	34.202	22.303	31.539	330.3	15	1'52.081	31.736	33.106	21.729	25.510	340.1	
13	6'50.936	5'30.845	32.338	21.729	26.024	330.7	16	1'49.632	31.483	31.012	21.490	25.647	335.7	
14	1'49.206	31.475	30.933	21.179	25.619	332.8	17	1'49.050	31.348	31.003	21.166	25.533	336.2	
15	1'48.883	31.297	30.855	21.273	25.458	335.4								
16	1'48.739	31.168	30.835	21.006	25.730	334.2	5th	45	Scott REDDING EG 0,0 Marc VDS GBR					
17	1'56.297	35.232	33.131	22.121	25.813	333.9			Runs=3	Total laps=18	Full laps=13			
18	1'48.859	31.337	30.832	21.158	25.532	337.6	1	2'24.679	1'00.500	34.261	23.561	26.357	326.8	
19	1'48.795	31.265	30.908	21.109	25.513	338.0	2	1'54.771	34.533	32.098	22.368	25.772	328.1	
							3	1'50.201	31.946	31.330	21.188	25.737	328.5	
3rd	46	Valentino ROSSI Movistar Yamaha Mot ITA						4	1'49.856	31.653	31.246	21.236	25.721	329.4
		Runs=3	Total laps=18	Full laps=13			5	1'50.108	31.810	31.257	21.215	25.826	330.0	
1	2'44.798	1'21.886	33.953	22.682	26.277	326.5	6	1'58.213	37.600	32.522	21.825	26.266	318.6	
2	1'51.812	32.530	31.813	21.596	25.873	327.8	7	1'50.187	31.699	31.301	21.326	25.861	327.9	
3	1'50.203	31.841	31.228	21.333	25.801	329.9	8	2'02.980 P	36.577	32.342	21.918	32.143	312.0	
4	1'50.604	31.771	31.473	21.592	25.768	327.2	9	7'25.385	6'04.093	32.742	22.210	26.340	325.4	

Fastest Lap: Jorge LORENZO Movistar Yamaha Mot SPA **1'48.249** 31.178 30.728 20.939 25.404

These data/results cannot be reproduced, stored and/or transmitted in whole or in part by any manner of electronic, mechanical, photocopying, recording, broadcasting or otherwise now known or herein after developed without the previous express consent by the copyright owner, except for reproduction in daily press and regular printed publications on sale to the public within 60 days of the event related to those data/results and always provided that copyright symbol appears together as follows below.
© DORNA, 2015



Free Practice Nr. 1

MotoGP

Lap	Lap Time	T1	T2	T3	T4	Speed	Lap	Lap Time	T1	T2	T3	T4	Speed
10	1'55.064	35.275	31.931	21.705	26.153	325.3	5	1'49.868	31.486	31.481	21.247	25.654	331.2
11	1'50.788	31.694	31.483	21.496	26.115	325.6	6	1'57.248	33.794	34.378	22.763	26.313	322.9
12	1'50.264	31.685	31.291	21.278	26.010	327.4	7	1'59.166 P	34.936	32.032	21.707	30.491	323.2
13	2'01.180 P	31.902	31.777	25.146	32.355	315.3	8	7'48.051	6'28.397	31.950	21.607	26.097	325.2
14	8'09.853	6'49.126	32.473	21.896	26.358	323.8	9	1'50.564	31.607	31.734	21.546	25.677	327.7
15	1'49.803	31.709	31.212	21.123	25.759	328.1	10	1'59.157	32.761	35.446	23.268	27.682	323.8
16	1'49.354	31.459	31.009	21.174	25.712	330.2	11	1'50.335	31.646	31.535	21.356	25.798	327.0
17	1'49.683	31.611	31.057	21.187	25.828	328.7	12	1'50.289	31.533	31.604	21.251	25.901	327.1
18	1'49.986	31.541	31.158	21.359	25.928	327.5	13	1'50.024	31.590	31.369	21.328	25.737	326.8

6th 4 Andrea DOVIZIOSO Ducati Team ITA

	Runs=3	Total laps=16	Full laps=11			
1	2'28.284	1'03.158	34.891	23.324	26.911	314.2
2	1'52.918	32.702	31.923	22.210	26.083	339.8
3	1'51.965	32.080	32.253	21.762	25.870	338.1
4	1'52.077	31.832	31.170	23.113	25.962	336.6
5	1'52.297	32.709	31.498	21.942	26.148	337.7
6	1'50.181	31.644	31.301	21.517	25.719	338.2
7	1'58.020 P	32.688	31.580	22.050	31.702	335.2
8	10'24.416	9'02.890	32.976	22.476	26.074	336.4
9	1'50.380	31.770	31.257	21.480	25.873	337.6
10	1'50.124	31.692	31.231	21.449	25.752	338.1
11	1'52.421	32.877	31.837	21.884	25.823	338.3
12	1'58.247 P	32.934	31.965	22.065	31.283	326.9
13	9'17.594	7'55.058	32.910	22.864	26.762	332.0
14	1'50.504	31.860	31.586	21.337	25.721	335.2
15	1'51.362	31.589	31.330	21.852	26.591	332.2
16	1'49.628	31.530	31.224	21.234	25.640	339.4

7th 38 Bradley SMITH Monster Yamaha Tec GBR

	Runs=3	Total laps=18	Full laps=13			
1	2'41.596	1'17.577	34.068	23.127	26.824	325.9
2	1'52.698	32.857	31.825	21.839	26.177	328.4
3	1'52.435	32.686	31.958	21.724	26.067	328.7
4	1'51.212	32.197	31.445	21.645	25.925	326.1
5	1'50.093	31.743	31.149	21.388	25.813	331.0
6	1'50.364	31.776	31.265	21.509	25.814	330.6
7	1'50.312	31.728	31.458	21.351	25.775	329.6
8	1'50.205	31.804	31.259	21.389	25.753	330.3
9	1'49.790	31.519	31.258	21.333	25.680	330.3
10	2'01.709 P	34.193	32.984	22.471	32.061	321.0
11	8'05.123	6'45.565	31.972	21.680	25.906	331.5
12	1'50.139	31.779	31.309	21.405	25.646	333.2
13	1'50.226	31.840	31.263	21.424	25.699	331.6
14	1'49.959	31.624	31.194	21.469	25.672	332.6
15	1'57.903 P	32.543	32.238	22.109	31.013	335.9
16	7'46.833	6'27.971	31.613	21.565	25.684	332.4
17	1'50.286	31.827	31.343	21.460	25.656	334.2
18	1'49.973	31.627	31.169	21.615	25.562	335.1

8th 44 Pol ESPARGARO Monster Yamaha Tec SPA

	Runs=3	Total laps=19	Full laps=14			
1	2'27.202	1'03.439	34.326	22.939	26.498	326.8
2	1'51.836	32.165	31.746	22.130	25.795	326.9
3	1'52.235	32.563	31.361	22.017	26.294	326.2
4	1'50.530	31.611	31.510	21.492	25.917	327.4

9th 35 Cal CRUTCHLOW LCR Honda GBR

	Runs=4	Total laps=17	Full laps=10			
1	2'23.200	56.866	35.624	23.651	27.059	327.3
2	1'54.224	33.919	32.539	21.851	25.915	329.6
3	2'08.520 P	32.273	38.241	25.026	32.980	323.4
4	6'09.172	4'46.746	33.747	22.512	26.167	327.0
5	1'52.211	32.272	31.319	22.516	26.104	325.6
6	1'50.929	31.984	31.307	21.654	25.984	326.1
7	1'50.464	31.866	31.264	21.430	25.904	327.8
8	1'50.203	31.795	31.112	21.505	25.791	327.8
9	2'02.901 P	34.642	33.905	22.998	31.356	323.5
10	7'20.994	5'58.681	33.808	22.538	25.967	329.4
11	1'50.429	31.886	31.161	21.547	25.835	331.6
12	1'50.008	31.619	31.062	21.538	25.789	328.7
13	2'00.880 P	32.788	33.710	22.761	31.621	329.5
14	5'21.769	3'59.871	33.244	22.389	26.265	327.1
15	1'56.826	32.459	36.401	22.031	25.935	330.9
16	1'50.143	31.748	31.137	21.519	25.739	330.7
17	1'50.280	31.727	31.245	21.469	25.839	332.0

10th 29 Andrea IANNONE Ducati Team ITA

	Runs=3	Total laps=18	Full laps=13			
1	3'04.911	1'38.712	35.680	23.847	26.672	332.6
2	2'06.537	33.432	38.429	27.140	27.536	325.7
3	1'50.925	32.393	31.287	21.606	25.639	335.8
4	1'50.315	31.760	31.346	21.584	25.625	336.9
5	1'52.867	32.121	31.794	23.027	25.925	335.5
6	1'50.866	31.861	31.374	21.608	26.023	338.9
7	2'10.374 P	42.031	33.992	22.982	31.369	328.5
8	8'08.936	6'39.414	34.037	23.075	32.410	235.2
9	1'51.390	32.289	31.798	21.604	25.699	338.2
10	1'50.794	32.020	31.632	21.530	25.612	338.2
11	2'02.189 P	31.895	37.046	22.117	31.131	336.1
12	6'15.018	4'51.459	35.058	22.114	26.387	327.7
13	1'51.753	32.283	31.776	21.783	25.911	340.5
14	1'50.974	31.945	31.618	21.610	25.801	338.7
15	1'53.013	33.452	32.077	21.868	25.616	341.7
16	1'50.201	31.771	31.361	21.453	25.616	342.4
17	2'02.696	39.301	34.336	23.417	25.642	341.3
18	1'50.131	31.873	31.332	21.314	25.612	339.7

Fastest Lap: Jorge LORENZO Movistar Yamaha Mot SPA 1'48.249 31.178 30.728 20.939 25.404

These data/results cannot be reproduced, stored and/or transmitted in whole or in part by any manner of electronic, mechanical, photocopying, recording, broadcasting or otherwise now known or herein after developed without the previous express consent by the copyright owner, except for reproduction in daily press and regular printed publications on sale to the public within 60 days of the event related to those data/results and always provided that copyright symbol appears together as follows below.
© DORNA, 2015



Free Practice Nr. 1

MotoGP

Lap	Lap Time	T1	T2	T3	T4	Speed	Lap	Lap Time	T1	T2	T3	T4	Speed	
11th	50	Eugene LAVERTY Aspar MotoGP Team IRL						12	1'52.341	32.187	32.155	21.528	26.471	322.7
		Runs=3	Total laps=18	Full laps=13			13	2'07.154	P 37.281	33.949	22.521	33.403	313.4	
1	2'07.131	39.793	35.762	24.131	27.445	323.2	14	6'31.709	5'10.348	32.845	21.901	26.615	317.9	
2	1'57.381	34.119	33.328	22.918	27.016	318.1	15	1'50.863	31.934	31.295	21.336	26.298	319.5	
3	1'54.499	33.130	32.282	22.396	26.691	305.7	16	1'50.387	31.667	31.238	21.330	26.152	320.0	
4	1'53.221	32.524	31.759	22.395	26.543	326.2	17	1'53.113	33.505	31.768	21.619	26.221	321.3	
5	1'52.216	32.321	31.584	22.005	26.306	325.1	18	1'50.275	31.506	31.244	21.320	26.205	320.8	
6	1'52.167	32.333	31.584	22.020	26.230	325.3	14th 19 Alvaro BAUTISTA Aprilia Racing Team SPA							
7	1'52.428	32.141	31.646	22.158	26.483	329.9		Runs=3	Total laps=17	Full laps=12				
8	1'51.932	32.177	31.701	21.894	26.160	323.9	1	2'13.046	48.382	34.387	23.229	27.048	307.4	
9	1'59.827	P 32.153	31.605	21.993	34.076	321.4	2	1'53.534	33.254	31.948	22.132	26.200	323.3	
10	10'12.146	8'48.374	34.180	23.032	26.560	323.4	3	1'52.057	32.341	31.683	21.978	26.055	324.1	
11	1'52.241	32.484	31.732	21.792	26.233	325.8	4	1'51.506	32.093	31.704	21.663	26.046	324.3	
12	1'52.104	32.448	31.681	21.748	26.227	327.2	5	1'51.744	32.080	31.604	21.802	26.258	327.7	
13	1'51.504	32.071	31.440	21.856	26.137	326.3	6	1'52.040	32.147	31.682	21.967	26.244	324.8	
14	2'00.790	P 34.469	31.832	22.390	32.099	323.4	7	1'57.711	P 32.493	31.757	21.787	31.674	322.3	
15	5'25.541	4'05.223	32.192	21.968	26.158	328.8	8	8'12.706						
16	1'50.158	31.828	31.072	21.430	25.828	327.4	9	1'54.753						
17	1'50.528	31.609	31.470	21.633	25.816	326.9	10	1'52.126						
18	1'50.979	32.001	31.343	21.769	25.866	327.3	11	1'51.612						
12th 6 Stefan BRADL Aprilia Racing Team GER							12	1'51.813						
		Runs=3	Total laps=18	Full laps=13			13	2'00.016	P					
1	2'13.423	49.101	34.404	23.223	26.695	325.9	14	9'18.976	7'59.003	32.110	21.866	25.997	321.2	
2	1'54.355	33.363	32.589	22.100	26.303	324.3	15	1'50.285	31.827	31.216	21.382	25.860	322.4	
3	1'53.537	34.059	31.676	21.620	26.182	325.5	16	1'50.665	31.917	31.289	21.499	25.960	325.6	
4	1'51.936	32.359	31.706	21.640	26.231	322.1	17	1'50.992	31.952	31.405	21.671	25.964	321.2	
5	1'51.637	32.129	31.602	21.661	26.245	322.9	15th 43 Jack MILLER LCR Honda AUS							
6	1'52.529	32.856	31.636	21.769	26.268	323.7		Runs=3	Total laps=18	Full laps=13				
7	2'00.460	P 33.060	32.665	22.526	32.209	322.8	1	2'12.734	47.813	34.712	23.104	27.105	308.0	
8	8'25.055	7'02.433	32.961	22.783	26.878	320.4	2	1'53.099	33.208	31.738	22.009	26.144	319.6	
9	1'53.989	33.126	32.231	22.106	26.526	322.2	3	1'51.023	32.088	31.431	21.478	26.026	322.6	
10	1'52.462	32.480	31.781	21.811	26.390	322.3	4	1'51.620	32.360	31.597	21.485	26.178	319.8	
11	1'52.235	32.330	31.887	21.762	26.256	323.2	5	2'02.861	32.379	32.040	32.010	26.432	319.7	
12	2'02.659	P 35.527	32.968	22.440	31.724	318.0	6	1'52.697	32.511	31.593	22.226	26.367	320.3	
13	7'24.786	6'03.795	32.589	22.167	26.235	322.0	7	1'51.279	32.132	31.422	21.573	26.152	321.3	
14	1'50.855	32.314	31.259	21.337	25.945	323.8	8	2'04.981	P 39.479	32.606	21.864	31.032	318.0	
15	1'50.160	31.741	31.221	21.351	25.847	326.2	9	8'51.791	7'25.933	36.946	22.294	26.618	317.9	
16	1'50.776	32.051	31.336	21.490	25.899	324.6	10	1'51.771	32.309	31.620	21.615	26.227	320.1	
17	1'54.393	34.897	31.628	21.815	26.053	323.1	11	1'51.443	32.226	31.498	21.514	26.205	318.8	
18	1'51.031	31.952	31.353	21.662	26.064	321.9	12	1'51.604	32.162	31.703	21.468	26.271	320.4	
13th 76 Loris BAZ Forward Racing FRA							13	2'16.917	P 35.580	39.460	26.048	35.829	308.3	
		Runs=3	Total laps=18	Full laps=13			14	6'31.742	5'12.152	31.856	21.877	25.857	321.7	
1	2'03.101	37.312	34.372	23.279	28.138	311.5	15	1'50.556	31.683	30.985	21.363	26.525	322.6	
2	1'58.173	35.304	32.933	22.518	27.418	317.3	16	1'50.340	31.802	31.289	21.302	25.947	323.0	
3	1'54.176	32.804	32.109	21.943	27.320	315.5	17	1'50.287	31.712	31.324	21.310	25.941	324.3	
4	1'52.784	32.322	31.803	21.917	26.742	318.3	18	1'50.367	31.788	31.236	21.290	26.053	322.0	
5	1'53.756	32.444	32.483	21.802	27.027	318.0	16th 41 Aleix ESPARGARO Team SUZUKI ECST SPA							
6	1'53.101	32.351	32.271	21.756	26.723	322.0		Runs=3	Total laps=16	Full laps=10				
7	2'05.894	42.222	34.872	22.096	26.704	321.8	1	2'59.024	1'33.895	34.592	23.732	26.805	322.1	
8	1'52.082	32.215	31.631	21.601	26.635	318.5	2	1'53.149	32.804	32.212	22.072	26.061	323.3	
9	1'57.584	P 32.129	31.537	21.665	32.253	318.7	3	1'51.330	32.040	31.507	21.620	26.163	323.2	
10	8'11.263	6'48.408	33.125	22.043	27.687	290.9	4	1'50.921	31.825	31.430	21.585	26.081	322.6	
11	1'53.072	32.688	31.827	21.760	26.797	320.0	5	1'50.310	31.737	31.249	21.313	26.011	323.4	

Fastest Lap: Jorge LORENZO Movistar Yamaha Mot SPA **1'48.249** 31.178 30.728 20.939 25.404

These data/results cannot be reproduced, stored and/or transmitted in whole or in part by any manner of electronic, mechanical, photocopying, recording, broadcasting or otherwise now known or herein after developed without the previous express consent by the copyright owner, except for reproduction in daily press and regular printed publications on sale to the public within 60 days of the event related to those data/results and always provided that copyright symbol appears together as follows below.
© DORNA, 2015



Free Practice Nr. 1

MotoGP

Lap	Lap Time		T1	T2	T3	T4	Speed	Lap	Lap Time	T1	T2	T3	T4	Speed	
6	2'11.887	P	41.403	33.994	22.949	33.541	312.0	5	1'53.374	32.014	32.682	22.342	26.336	324.4	
7	8'43.517		7'22.870	32.450	21.899	26.298	322.0	6	1'51.073	31.856	31.565	21.566	26.086	325.7	
8	1'50.987		32.278	31.289	21.436	25.984	323.8	7	2'01.231	P	34.162	32.985	22.234	31.850	325.5
9	1'57.437		36.917	32.131	21.670	26.719	317.2	8	6'53.275		5'32.210	32.599	22.064	26.402	323.1
10	1'51.494		32.157	31.562	21.761	26.014	323.6	9	1'51.302		31.859	31.672	21.607	26.164	324.6
11	1'51.101		31.972	31.471	21.525	26.133	325.1	10	1'51.089		31.790	31.530	21.655	26.114	325.0
12	2'03.083	P	34.860	33.144	22.468	32.611	313.2	11	2'02.765	P	36.699	32.464	22.497	31.105	322.8
13	7'54.612		6'33.877	32.412	22.109	26.214	323.8	12	7'27.385		5'56.745	32.596	21.861	36.183	325.0
14	1'51.158		32.128	31.471	21.567	25.992	324.9	13	1'52.312		32.663	31.830	21.577	26.242	329.4
15	1'50.710		31.963	31.422	21.430	25.895	326.0	14	1'51.243		31.814	31.738	21.433	26.258	326.9
16	2'10.607	P	31.891	31.323	21.348	46.045	325.1	15	2'00.779		31.633	41.035	22.018	26.093	327.5
17th 69 Nicky HAYDEN			Aspar MotoGP Team		USA			16	1'50.715		31.796	31.526	21.371	26.022	328.2
			Runs=3	Total laps=16	Full laps=11			17	1'50.798		31.734	31.488	21.481	26.095	328.4
								18	1'58.505		31.655	38.472	21.984	26.394	326.2

1	2'08.829		41.864	34.822	24.719	27.424	307.9
2	1'54.304		32.973	32.561	22.227	26.543	317.7
3	1'52.606		32.507	31.840	21.898	26.361	317.7
4	2'02.736		41.900	32.375	22.016	26.445	319.3
5	1'52.093		32.403	31.634	21.717	26.339	320.7
6	1'58.768	P	32.888	31.896	22.598	31.386	319.8
7	10'23.139		9'01.475	32.885	22.383	26.396	319.6
8	1'53.086		32.652	31.864	21.867	26.703	317.3
9	1'52.346		32.186	31.611	22.170	26.379	319.3
10	1'51.694		32.090	31.618	21.642	26.344	320.0
11	1'52.830		32.273	31.836	22.030	26.691	319.6
12	2'01.674	P	33.469	32.994	22.667	32.544	317.7
13	8'42.201		7'16.567	32.473	23.395	29.766	290.2
14	1'54.201		32.194	31.871	21.709	28.427	284.8
15	1'50.483		31.844	31.142	21.421	26.076	320.3
16	1'51.489		32.107	31.445	21.729	26.208	319.1

18th 9 Danilo PETRUCCI			Octo Pramac Racing		ITA		
			Runs=4	Total laps=16	Full laps=10		
1	2'23.964	P	54.224	34.551	22.814	32.375	317.9
2	5'15.407		3'54.946	32.307	21.880	26.274	326.1
3	1'51.566		32.788	31.430	21.513	25.835	328.5
4	1'50.637		31.844	31.354	21.578	25.861	328.2
5	1'54.009		32.459	32.884	22.323	26.343	328.2
6	1'50.946		31.979	31.421	21.750	25.796	328.8
7	1'50.726		31.897	31.378	21.568	25.883	328.5
8	2'01.815	P	33.658	33.298	22.422	32.437	313.7
9	9'36.537		8'13.953	32.329	23.985	26.270	330.1
10	1'51.351		31.879	31.397	21.873	26.202	326.5
11	1'50.534		31.776	31.387	21.599	25.772	328.8
12	2'09.162	P	33.785	34.454	24.364	36.559	201.4
13	5'08.593		3'45.683	33.375	22.734	26.801	324.2
14	1'50.653		31.886	31.298	21.601	25.868	328.8
15	1'53.204		31.842	31.299	22.746	27.317	321.0
16	1'50.807		31.857	31.458	21.651	25.841	328.6

19th 25 Maverick VIÑALES			Team SUZUKI ECST		SPA		
			Runs=3	Total laps=18	Full laps=13		
1	2'45.722		1'21.476	34.830	22.792	26.624	326.7
2	1'54.508		33.350	32.629	22.216	26.313	327.7
3	1'52.973		32.859	31.961	21.920	26.233	325.1
4	1'51.632		32.139	31.673	21.695	26.125	329.0

20th 8 Hector BARBERA			Avintia Racing		SPA		
			Runs=3	Total laps=13	Full laps=8		
1	2'05.922		41.494	34.377	23.285	26.766	326.7
2	1'53.117		32.664	31.927	22.059	26.467	326.3
3	2'00.989		37.127	35.675	21.988	26.199	332.1
4	1'51.097		31.900	31.440	21.709	26.048	332.7
5	1'51.219		31.797	31.557	21.826	26.039	334.1
6	1'51.902		32.168	31.884	21.766	26.084	333.8
7	2'00.827	P	32.684	33.044	22.303	32.796	330.8
8	8'01.755		6'40.261	33.076	22.180	26.238	331.0
9	1'51.055		31.920	31.530	21.575	26.030	331.7
10	1'58.942		31.838	32.845	23.109	31.150	326.3
11	1'50.728		31.906	31.446	21.432	25.944	330.4
12	2'02.323	P	33.061	33.531	23.081	32.650	321.2
13	7'27.929		6'01.391	36.058	22.436	28.044	326.4

21st 68 Yonny HERNANDEZ			Octo Pramac Racing		COL		
			Runs=3	Total laps=16	Full laps=11		
1	2'20.497		56.238	34.471	22.762	27.026	328.0
2	1'53.613		33.082	32.400	21.803	26.328	329.1
3	1'51.341		32.136	31.719	21.470	26.016	329.3
4	1'51.498		32.204	31.635	21.429	26.230	326.9
5	1'51.424		32.057	31.590	21.772	26.005	329.4
6	1'51.227		32.095	31.658	21.528	25.946	328.8
7	2'00.461	P	34.066	32.122	21.705	32.568	329.4
8	11'03.750		9'36.330	32.422	21.924	33.074	314.5
9	1'51.554		32.190	31.773	21.554	26.037	327.1
10	1'51.066		31.960	31.467	21.573	26.066	327.1
11	2'18.113	P	37.345	32.795	22.234	45.739	303.2
12	7'59.182		6'39.049	32.232	21.794	26.107	330.4
13	2'00.854		33.239	33.077	26.888	27.650	271.0
14	1'50.729		31.947	31.299	21.499	25.984	328.5
15	1'50.875		31.830	31.673	21.438	25.934	329.0
16	2'02.123		34.202	31.557	22.858	33.506	303.3

22nd 17 Karel ABRAHAM			AB Motoracing		CZE		
			Runs=3	Total laps=14	Full laps=9		
1	2'03.285		38.024	34.151	23.578	27.532	319.3
2	1'55.487		33.600	32.692	22.363	26.832	314.9
3	2'02.794		33.127	32.285	30.364	27.018	318.0
4	1'57.283		36.367	32.647	21.989	26.280	319.2

Fastest Lap: Jorge LORENZO Movistar Yamaha Mot SPA **1'48.249** 31.178 30.728 20.939 25.404

These data/results cannot be reproduced, stored and/or transmitted in whole or in part by any manner of electronic, mechanical, photocopying, recording, broadcasting or otherwise now known or herein after developed without the previous express consent by the copyright owner, except for reproduction in daily press and regular printed publications on sale to the public within 60 days of the event related to those data/results and always provided that copyright symbol appears together as follows below.
© DORNA, 2015



Free Practice Nr. 1

MotoGP

Lap	Lap Time	T1	T2	T3	T4	Speed	Lap	Lap Time	T1	T2	T3	T4	Speed
5	1'59.057	32.636	31.713	26.706	28.002	316.3	12	2'01.645	37.578	33.551	24.238	26.278	326.9
6	2'01.002 P	32.537	31.910	23.839	32.716	315.8	13	1'53.669	32.680	32.310	22.260	26.419	324.6
7	11'07.660	9'43.856	33.819	22.466	27.519	315.6	14	2'07.881 P	35.101	34.879	24.025	33.876	290.9
8	1'55.283	32.946	32.489	22.295	27.553	291.8	15	8'34.447	7'08.668	34.974	23.295	27.510	322.6
9	1'52.794	32.402	32.021	21.871	26.500	318.8	16	1'55.555	33.841	32.796	22.487	26.431	323.1
10	2'05.168 P	35.861	34.012	22.311	32.984	311.7	17	1'53.369	32.635	32.223	22.286	26.225	325.2
11	11'17.830	9'43.621	34.528	22.938	36.743	191.7	18	1'52.950	32.467	32.113	22.096	26.274	324.2
12	2'04.989	33.106	32.579	22.935	36.369	274.8	19	2'30.272 P	33.680	42.432	33.470	40.690	225.6
13	1'51.885	32.668	31.353	21.662	26.202	320.5							
14	1'51.496	32.291	31.393	21.767	26.045	324.3							

23rd 63 Mike DI MEGLIO Avintia Racing FRA
 Runs=3 Total laps=10 Full laps=5

1	2'10.821	46.113	34.763	23.032	26.913	317.8
2	1'53.713	32.892	32.375	21.841	26.605	318.2
3	1'52.195	32.342	31.882	21.714	26.257	323.6
4	1'52.149	32.353	32.037	21.599	26.160	324.9
5	1'52.737	32.263	32.131	21.995	26.348	325.6
6	1'52.142	32.292	31.805	21.704	26.341	321.1
7	2'03.128 P	35.284	33.716	22.223	31.905	320.5
8	20'41.430	19'19.616	33.168	22.234	26.412	327.6
9	1'57.902 P	32.578	32.159	21.733	31.432	328.6
10	4'06.217 P	2'34.479	32.487	23.033	36.218	194.5

24th 15 Alex DE ANGELIS E-Motion IodaRacing RSM
 Runs=3 Total laps=16 Full laps=10

1	2'10.090	43.744	35.423	23.656	27.267	308.3
2	2'05.194 P	33.999	32.795	23.069	35.331	257.3
3	7'40.654	6'16.118	33.682	23.043	27.811	312.7
4	1'57.685	36.208	32.437	22.295	26.745	314.0
5	1'53.861	32.885	32.056	22.185	26.735	312.7
6	2'00.041	38.815	32.263	22.316	26.647	312.2
7	1'57.511	36.612	32.135	22.084	26.680	311.5
8	2'02.825 P	32.702	31.959	21.994	36.170	313.4
9	8'11.171	6'47.436	33.708	23.033	26.994	312.2
10	1'53.153	32.702	31.966	21.956	26.529	313.0
11	1'52.794	32.443	31.820	22.080	26.451	312.8
12	1'52.598	32.543	31.653	21.989	26.413	313.8
13	1'52.569	32.348	31.713	22.051	26.457	313.2
14	2'05.364	40.527	32.804	22.987	29.046	270.0
15	1'52.202	32.305	31.621	22.038	26.238	315.0
16	2'06.544 P	32.385	35.266	23.851	35.042	288.7

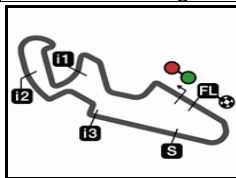
25th 24 Toni ELIAS Forward Racing SPA
 Runs=2 Total laps=19 Full laps=15

1	2'40.781	1'03.417	40.837	26.810	29.717	262.3
2	2'02.470	36.603	34.504	23.758	27.605	319.5
3	1'58.210	34.388	33.459	23.355	27.008	322.1
4	1'59.200	35.872	33.118	23.280	26.930	321.7
5	1'56.321	33.668	33.053	22.652	26.948	320.4
6	1'55.601	33.314	32.881	22.346	27.060	322.2
7	2'00.330	35.020	34.301	23.905	27.104	319.7
8	1'54.365	33.070	32.373	22.499	26.423	323.3
9	1'54.425	33.000	32.395	22.400	26.630	323.0
10	1'54.784	32.977	32.466	22.748	26.593	324.3
11	1'53.874	32.785	32.335	22.270	26.484	325.4

Fastest Lap: Jorge LORENZO Movistar Yamaha Mot SPA **1'48.249** 31.178 30.728 20.939 25.404

These data/results cannot be reproduced, stored and/or transmitted in whole or in part by any manner of electronic, mechanical, photocopying, recording, broadcasting or otherwise now known or herein after developed without the previous express consent by the copyright owner, except for reproduction in daily press and regular printed publications on sale to the public within 60 days of the event related to those data/results and always provided that copyright symbol appears together as follows below.
 © DORNA, 2015





5078 m.

GRAN PREMIO MOVISTAR DE ARAGÓN

Free Practice Nr. 1

Best Partial Times

MotoGP

IT Ideal Lap Time, sum of the best partial times

BT Best Lap Time

T1		T2		T3		T4				IT	BT	
Pos	Rider	Time	Rider	Time	Rider	Time	Rider	Time	Pos	Rider	IT	BT
1	M.MARQUEZ	31.168	J.LORENZO	30.728	J.LORENZO	20.939	J.LORENZO	25.380	1	J.LORENZO	1'48.225	1'48.249 (1)
2	J.LORENZO	31.178	M.MARQUEZ	30.773	V.ROSSI	20.988	M.MARQUEZ	25.458	2	M.MARQUEZ	1'48.405	1'48.739 (2)
3	D.PEDROSA	31.348	V.ROSSI	30.820	M.MARQUEZ	21.006	D.PEDROSA	25.510	3	V.ROSSI	1'48.680	1'48.824 (3)
4	V.ROSSI	31.359	J.MILLER	30.985	S.REDDING	21.123	V.ROSSI	25.513	4	D.PEDROSA	1'49.027	1'49.050 (4)
5	S.REDDING	31.459	D.PEDROSA	31.003	D.PEDROSA	21.166	B.SMITH	25.562	5	S.REDDING	1'49.303	1'49.354 (5)
6	P.ESPARGARO	31.475	S.REDDING	31.009	A.DOVIZIOSO	21.234	A.IANNONE	25.612	6	B.SMITH	1'49.563	1'49.790 (7)
7	L.BAZ	31.506	C.CRUTCHLOW	31.062	P.ESPARGARO	21.247	A.DOVIZIOSO	25.640	7	A.DOVIZIOSO	1'49.574	1'49.628 (6)
8	B.SMITH	31.519	E.LAVERTY	31.072	J.MILLER	21.290	P.ESPARGARO	25.654	8	P.ESPARGAR	1'49.737	1'49.868 (8)
9	A.DOVIZIOSO	31.530	N.HAYDEN	31.142	A.ESPARGARO	21.313	S.REDDING	25.712	9	J.MILLER	1'49.815	1'50.287 (15)
10	E.LAVERTY	31.609	B.SMITH	31.149	A.IANNONE	21.314	C.CRUTCHLOW	25.739	10	C.CRUTCHLO	1'49.850	1'50.008 (9)
11	C.CRUTCHLOW	31.619	A.DOVIZIOSO	31.170	L.BAZ	21.320	D.PETRUCCI	25.772	11	E.LAVERTY	1'49.927	1'50.158 (11)
12	M.VIÑALES	31.633	A.BAUTISTA	31.216	B.SMITH	21.333	E.LAVERTY	25.816	12	A.IANNONE	1'49.973	1'50.131 (10)
13	J.MILLER	31.683	S.BRADL	31.221	S.BRADL	21.337	S.BRADL	25.847	13	S.BRADL	1'50.146	1'50.160 (12)
14	A.ESPARGARO	31.737	L.BAZ	31.238	M.VIÑALES	21.371	J.MILLER	25.857	14	A.ESPARGAR	1'50.194	1'50.310 (16)
15	S.BRADL	31.741	A.ESPARGARO	31.249	A.BAUTISTA	21.382	A.BAUTISTA	25.860	15	L.BAZ	1'50.216	1'50.275 (13)
16	A.IANNONE	31.760	A.IANNONE	31.287	N.HAYDEN	21.421	A.ESPARGARO	25.895	16	A.BAUTISTA	1'50.285	1'50.285 (14)
17	D.PETRUCCI	31.776	D.PETRUCCI	31.298	Y.HERNANDEZ	21.429	Y.HERNANDEZ	25.934	17	D.PETRUCCI	1'50.359	1'50.534 (18)
18	H.BARBERA	31.797	Y.HERNANDEZ	31.299	C.CRUTCHLOW	21.430	H.BARBERA	25.944	18	N.HAYDEN	1'50.483	1'50.483 (17)
19	A.BAUTISTA	31.827	K.ABRAHAM	31.353	E.LAVERTY	21.430	M.VIÑALES	26.022	19	Y.HERNANDEZ	1'50.492	1'50.729 (21)
20	Y.HERNANDEZ	31.830	P.ESPARGARO	31.361	H.BARBERA	21.432	K.ABRAHAM	26.045	20	M.VIÑALES	1'50.514	1'50.715 (19)
21	N.HAYDEN	31.844	H.BARBERA	31.440	D.PETRUCCI	21.513	N.HAYDEN	26.076	21	H.BARBERA	1'50.613	1'50.728 (20)
22	M.DI MEGLIO	32.263	M.VIÑALES	31.488	M.DI MEGLIO	21.599	L.BAZ	26.152	22	K.ABRAHAM	1'51.351	1'51.496 (22)
23	K.ABRAHAM	32.291	A.DE ANGELIS	31.621	K.ABRAHAM	21.662	M.DI MEGLIO	26.160	23	M.DI MEGLIO	1'51.827	1'52.142 (23)
24	A.DE ANGELIS	32.305	M.DI MEGLIO	31.805	A.DE ANGELIS	21.956	T.ELIAS	26.225	24	A.DE ANGELIS	1'52.120	1'52.202 (24)


These data/results cannot be reproduced, stored and/or transmitted in whole or in part by any manner of electronic, mechanical, photocopying, recording, broadcasting or otherwise now known or herein after developed without the previous express consent by the copyright owner, except for reproduction in daily press and regular printed publications on sale to the public within 60 days of the event related to those data/results and always provided that copyright symbol appears together as follows below.

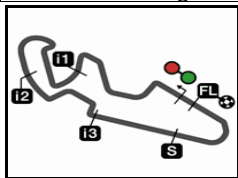
© DORNA, 2015

Official MotoGP Timing by TISSOT
www.motogp.com



Motorland Aragón

Results and timing service provided by  **TISSOT**



5078 m.

GRAN PREMIO MOVISTAR DE ARAGÓN

Free Practice Nr. 1

Best Partial Times

MotoGP

IT Ideal Lap Time, sum of the best partial times

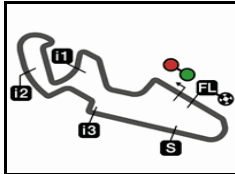
BT Best Lap Time

Pos	Rider	T1		T2		T3		T4		Pos	Rider	IT	BT
		Time	Rider	Time	Rider	Time	Rider	Time	Rider				
25	T.ELIAS	32.467	T.ELIAS	32.113	T.ELIAS	22.096	A.DE ANGELIS	26.238		25	T.ELIAS	1'52.901	1'52.950 (25)

These data/results cannot be reproduced, stored and/or transmitted in whole or in part by any manner of electronic, mechanical, photocopying, recording, broadcasting or otherwise now known or herein after developed without the previous express consent by the copyright owner, except for reproduction in daily press and regular printed publications on sale to the public within 60 days of the event related to those data/results and always provided that copyright symbol appears together as follows below.
© DORNA, 2015

Official MotoGP Timing by **TISSOT**
www.motogp.com






5078 m.

GRAN PREMIO MOVISTAR DE ARAGÓN

Free Practice Nr. 1

Fastest Laps Sequence

<i>Practice Time</i>	 <i>Rider</i>	<i>Nation</i>	<i>Motorcycle</i>	<i>Time</i>	<i>Km/h</i>	<i>Rider's Lap</i>
3'58.772	17 Karel ABRAHAM	CZE	HONDA	1'55.487	158.2	2
3'59.039	8 Hector BARBERA	SPA	DUCATI	1'53.117	161.6	2
4'04.556	93 Marc MARQUEZ	SPA	HONDA	1'52.320	162.7	2
4'19.038	44 Pol ESPARGARO	SPA	YAMAHA	1'51.836	163.4	2
4'36.610	46 Valentino ROSSI	ITA	YAMAHA	1'51.812	163.4	2
5'11.184	99 Jorge LORENZO	SPA	YAMAHA	1'50.583	165.3	2
5'54.768	93 Marc MARQUEZ	SPA	HONDA	1'50.212	165.8	3
6'09.651	45 Scott REDDING	GBR	HONDA	1'50.201	165.8	3
7'00.622	99 Jorge LORENZO	SPA	YAMAHA	1'49.438	167.0	3
7'43.909	93 Marc MARQUEZ	SPA	HONDA	1'49.141	167.4	4
8'49.695	99 Jorge LORENZO	SPA	YAMAHA	1'49.073	167.6	4
10'37.944	99 Jorge LORENZO	SPA	YAMAHA	1'48.249	168.8	5

These data/results cannot be reproduced, stored and/or transmitted in whole or in part by any manner of electronic, mechanical, photocopying, recording, broadcasting or otherwise now known or herein after developed without the previous express consent by the copyright owner, except for reproduction in daily press and regular printed publications on sale to the public within 60 days of the event related to those data/results and always provided that copyright symbol appears together as follows below.

© DORNA, 2015

Official MotoGP Timing by TISSOT
www.motogp.com



Alcañiz, Friday, September 25, 2015