




4806 m.

GP RED BULL DE LA REPÚBLICA ARGENTINA
Qualifying
Classification



	Rider	Nation	Team	Motorcycle	Time	Lap Total	Gap	Top Speed
1	5 Johann ZARCO	FRA	Ajo Motorsport	KALEX	1'42.809	19	19	259.8
2	1 Tito RABAT	SPA	EG 0,0 Marc VDS	KALEX	1'43.102	24	24	0.293 0.293 264.6
3	12 Thomas LUTHI	SWI	Derendinger Racing Interwetten	KALEX	1'43.165	16	21	0.356 0.063 263.3
4	22 Sam LOWES	GBR	Speed Up Racing	SPEED UP	1'43.253	18	21	0.444 0.088 262.5
5	40 Alex RINS	SPA	Paginas Amarillas HP 40	KALEX	1'43.364	17	21	0.555 0.111 262.4
6	94 Jonas FOLGER	GER	AGR Team	KALEX	1'43.384	17	20	0.575 0.020 259.0
7	3 Simone CORSI	ITA	Athinà Forward Racing	KALEX	1'43.449	19	21	0.640 0.065 261.0
8	11 Sandro CORTESE	GER	Dynavolt Intact GP	KALEX	1'43.460	15	19	0.651 0.011 268.4
9	19 Xavier SIMEON	BEL	Federal Oil Gresini Moto2	KALEX	1'43.640	17	20	0.831 0.180 259.7
10	36 Mika KALLIO	FIN	Italtrans Racing Team	KALEX	1'43.699	21	22	0.890 0.059 263.4
11	4 Randy KRUMMENACHER	SWI	JIR Racing Team	KALEX	1'43.755	20	22	0.946 0.056 260.5
12	23 Marcel SCHROTTER	GER	Tech 3	TECH 3	1'43.778	18	19	0.969 0.023 263.0
13	7 Lorenzo BALDASSARRI	ITA	Athinà Forward Racing	KALEX	1'43.797	17	21	0.988 0.019 259.5
14	60 Julian SIMON	SPA	QMMF Racing Team	SPEED UP	1'43.847	19	20	1.038 0.050 263.3
15	30 Takaaki NAKAGAMI	JPN	IDEMITSU Honda Team Asia	KALEX	1'43.857	20	21	1.048 0.010 260.3
16	55 Hafizh SYAHRIN	MAL	Petronas Raceline Malaysia	KALEX	1'43.874	17	21	1.065 0.017 259.7
17	77 Dominique AEGERTER	SWI	Technomag Racing Interwetten	KALEX	1'43.984	18	21	1.175 0.110 268.5
18	39 Luis SALOM	SPA	Paginas Amarillas HP 40	KALEX	1'44.051	20	22	1.242 0.067 265.6
19	95 Anthony WEST	AUS	QMMF Racing Team	SPEED UP	1'44.070	23	23	1.261 0.019 260.5
20	73 Alex MARQUEZ	SPA	EG 0,0 Marc VDS	KALEX	1'44.178	11	23	1.369 0.108 264.8
21	88 Ricard CARDUS	SPA	Tech 3	TECH 3	1'44.212	5	22	1.403 0.034 267.2
22	21 Franco MORBIDELLI	ITA	Italtrans Racing Team	KALEX	1'44.292	14	15	1.483 0.080 267.1
23	96 Louis ROSSI	FRA	Tasca Racing Scuderia Moto2	TECH 3	1'44.349	21	21	1.540 0.057 259.9
24	70 Robin MULHAUSER	SWI	Technomag Racing Interwetten	KALEX	1'44.823	19	19	2.014 0.474 260.2
25	25 Azlan SHAH	MAL	IDEMITSU Honda Team Asia	KALEX	1'44.857	19	22	2.048 0.034 259.3
26	44 Steven ODENDAAL	RSA	AGR Team	KALEX	1'44.904	21	21	2.095 0.047 263.7
27	10 Thitipong WAROKORN	THA	APH PTT The Pizza SAG	KALEX	1'45.158	21	21	2.349 0.254 255.4
28	66 Florian ALT	GER	Octo Iodaracing Team	SUTER	1'45.498	15	22	2.689 0.340 262.5
29	2 Jesko RAFFIN	SWI	sports-millions-EMWE-SAG	KALEX	1'45.882	21	22	3.073 0.384 261.3
30	51 Zaqhwan ZAIDI	MAL	JPMoto Malaysia	SUTER	1'45.930	16	20	3.121 0.048 257.1

Practice condition: **Dry**
 Air: 27°
 Humidity: 70%
 Ground: 43°

Fastest Lap:	Lap: 19	Johann ZARCO	1'42.809	168.2 Km/h
Circuit Record Lap:	2014	Luis SALOM	1'44.011	166.3 Km/h
Circuit Best Lap:	2015	Johann ZARCO	1'42.809	168.2 Km/h

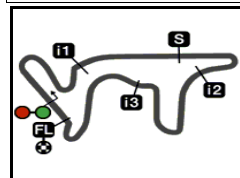
The results are provisional until the end of the limit for protest and appeals.

Time limit for protest expires 30' after publication of the results - Mr. Time:

These data/results cannot be reproduced, stored and/or transmitted in whole or in part by any manner of electronic, mechanical, photocopying, recording, broadcasting or otherwise now known or herein after developed without the previous express consent by the copyright owner, except for reproduction in daily press and regular printed publications on sale to the public within 60 days of the event related to those data/results and always provided that copyright symbol appears together as follows below.

© DORNA, 2015





4806 m.

GP RED BULL DE LA REPÚBLICA ARGENTINA

Qualifying

Top Speed & Average

21A



Rider	Nation	Motorcycle	Top 5 speeds					Average	Top
77 Dominique AEGERTER	SWI	KALEX	268.5	264.6	264.4	263.9	263.8	265.0	268.5
11 Sandro CORTESE	GER	KALEX	268.4	265.3	263.5	262.2	261.2	264.1	268.4
88 Ricard CARDUS	SPA	TECH 3	267.2	262.9	262.5	262.4	261.4	263.3	267.2
21 Franco MORBIDELLI	ITA	KALEX	267.1	264.7	261.3	260.1	256.6	262.0	267.1
39 Luis SALOM	SPA	KALEX	265.6	265.5	263.2	262.9	262.6	264.0	265.6
73 Alex MARQUEZ	SPA	KALEX	264.8	261.9	260.5	260.2	260.0	261.5	264.8
1 Tito RABAT	SPA	KALEX	264.6	263.3	262.2	262.0	262.0	262.8	264.6
44 Steven ODENDAAL	RSA	KALEX	263.7	263.3	262.0	260.4	260.3	261.9	263.7
36 Mika KALLIO	FIN	KALEX	263.4	260.4	260.3	260.1	260.0	260.8	263.4
12 Thomas LUTHI	SWI	KALEX	263.3	262.9	262.8	261.7	261.5	262.4	263.3
60 Julian SIMON	SPA	SPEED UP	263.3	260.7	259.6	259.4	259.3	260.3	263.3
23 Marcel SCHROTTER	GER	TECH 3	263.0	260.4	259.5	259.5	259.0	260.3	263.0
22 Sam LOWES	GBR	SPEED UP	262.5	258.9	258.9	258.8	258.1	259.4	262.5
66 Florian ALT	GER	SUTER	262.5	261.8	256.9	256.9	255.2	258.7	262.5
40 Alex RINS	SPA	KALEX	262.4	259.2	258.6	258.2	257.1	258.8	262.4
2 Jesko RAFFIN	SWI	KALEX	261.3	259.1	258.7	258.7	258.4	259.2	261.3
3 Simone CORSI	ITA	KALEX	261.0	259.8	257.7	257.0	257.0	258.5	261.0
4 Randy KRUMMENACHER	SWI	KALEX	260.5	259.8	258.8	258.5	258.2	259.2	260.5
95 Anthony WEST	AUS	SPEED UP	260.5	260.3	258.7	258.6	258.5	259.3	260.5
30 Takaaki NAKAGAMI	JPN	KALEX	260.3	259.9	259.6	259.2	258.8	259.4	260.3
70 Robin MULHAUSER	SWI	KALEX	260.2	258.6	258.2	258.2	258.1	258.6	260.2
96 Louis ROSSI	FRA	TECH 3	259.9	258.3	257.9	257.1	257.0	258.0	259.9
5 Johann ZARCO	FRA	KALEX	259.8	259.4	258.3	258.1	258.0	258.7	259.8
55 Hafizh SYAHRIN	MAL	KALEX	259.7	258.9	258.1	257.7	257.5	258.4	259.7
19 Xavier SIMEON	BEL	KALEX	259.7	258.6	258.5	257.8	256.9	258.3	259.7
7 Lorenzo BALDASSARRI	ITA	KALEX	259.5	258.9	258.4	258.1	257.9	258.6	259.5
25 Azlan SHAH	MAL	KALEX	259.3	257.5	256.6	255.8	255.2	256.9	259.3
94 Jonas FOLGER	GER	KALEX	259.0	257.5	257.5	257.4	256.2	257.3	259.0
51 Zaqhwan ZAIDI	MAL	SUTER	257.1	257.1	256.9	256.4	256.3	256.8	257.1
10 Thitipong WAROKORN	THA	KALEX	255.4	254.9	254.7	254.4	253.2	254.3	255.4

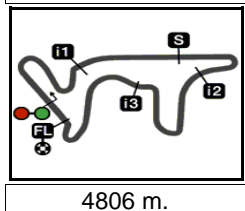
These data/results cannot be reproduced, stored and/or transmitted in whole or in part by any manner of electronic, mechanical, photocopying, recording, broadcasting or otherwise now known or herein after developed without the previous express consent by the copyright owner, except for reproduction in daily press and regular printed publications on sale to the public within 60 days of the event related to those data/results and always provided that copyright symbol appears together as follows below.

© DORNA, 2015

Official MotoGP Timing by TISSOT
www.motogp.com



Termas de Río Hondo, Saturday, April 18, 2015



GP RED BULL DE LA REPÚBLICA ARGENTINA

Qualifying

Chronological Analysis of Performances



		T1 Time from finish line to 1st intermediate					T3 Time from 2nd intermed. to 3rd intermed.						
		T2 Time from 1st intermed. to 2nd intermed.					T4 Time from 3rd intermediate to finish line						
P Crossing the finish line in pit lane													
Lap	Lap Time	T1	T2	T3	T4	Speed	Lap	Lap Time	T1	T2	T3	T4	Speed
1st	5	Johann ZARCO Ajo Motorsport FRA					2	1'48.119	30.089	27.884	26.614	23.532	250.8
		Runs=3 Total laps=19 Full laps=14					3	1'44.833	29.577	26.216	25.814	23.226	258.2
1	3'25.775	2'06.585	28.890	26.716	23.584	201.2	4	1'44.488	29.541	25.962	25.652	23.333	258.3
2	1'44.050	29.471	25.842	25.698	23.039	255.6	5	1'43.958	29.575	25.740	25.589	23.054	260.9
3	1'43.763	29.242	25.830	25.655	23.036	255.8	6	1'43.861	29.482	25.602	25.625	23.152	262.8
4	1'43.506	29.345	25.743	25.491	22.927	256.8	7	1'50.476	31.754	27.885	27.205	23.632	249.5
5	1'43.457	29.206	25.685	25.610	22.956	258.0	8	1'43.652	29.409	25.567	25.537	23.139	262.9
6	1'51.556	35.470	26.395	26.396	23.295	256.4	9	1'43.385	29.460	25.493	25.426	23.006	261.7
7	1'43.051	29.197	25.590	25.470	22.794	259.4	10	1'47.317	29.349	27.929	26.646	23.393	263.3
8	1'52.349 P	30.017	26.117	26.249	29.966	258.1	11	1'43.871	29.287	25.666	25.481	23.437	261.5
9	7'51.987	6'35.942	26.329	26.371	23.345	253.9	12	1'57.687 P	33.886	27.907	26.589	29.305	250.9
10	1'44.670	29.607	25.938	25.987	23.138	256.7	13	8'54.800	7'29.110	27.916	27.552	30.222	246.9
11	1'43.807	29.380	25.871	25.518	23.038	256.6	14	1'44.122	29.542	25.938	25.601	23.041	256.8
12	1'45.959	30.858	25.897	26.044	23.160	253.4	15	1'43.745	29.373	25.796	25.538	23.038	259.0
13	1'43.517	29.289	25.756	25.574	22.898	254.4	16	1'43.165	29.220	25.685	25.352	22.908	259.7
14	1'53.628 P	30.043	26.375	26.465	30.745	255.4	17	1'48.769	29.459	25.669	29.267	24.374	257.9
15	6'44.797	5'28.742	26.484	26.698	22.873	253.7	18	1'43.657	29.366	25.673	25.583	23.035	258.7
16	1'43.387	29.403	25.653	25.592	22.739	256.4	19	2'01.026	29.548	25.880	38.337	27.261	259.8
17	1'43.579	29.154	25.555	25.470	23.400	258.3	20	1'43.798	29.471	25.715	25.579	23.033	260.0
18	1'43.025	29.156	25.565	25.507	22.797	257.5	21	1'43.378	29.307	25.564	25.444	23.063	260.4
19	1'42.809	29.042	25.556	25.381	22.830	259.8							
2nd	1	Tito RABAT EG 0,0 Marc VDS SPA					4th	22	Sam LOWES Speed Up Racing GBR				
		Runs=2 Total laps=24 Full laps=21							Runs=2 Total laps=21 Full laps=18				
1	3'08.866	1'50.268	27.754	26.865	23.979	237.5	1	3'14.992	1'49.825	34.079	27.029	24.059	191.7
2	1'45.526	29.965	25.914	26.243	23.404	262.0	2	1'44.869	29.695	26.225	25.792	23.157	255.6
3	1'51.046	33.393	27.851	26.318	23.484	215.5	3	1'43.961	29.272	25.894	25.712	23.083	255.3
4	1'44.488	29.584	25.642	26.046	23.216	264.6	4	1'43.854	29.155	26.033	25.630	23.036	255.0
5	1'44.712	29.473	25.919	26.049	23.271	261.2	5	1'56.825	29.266	25.880	34.402	27.277	258.0
6	1'44.082	29.316	25.790	25.808	23.168	259.4	6	1'44.065	29.310	25.839	25.727	23.189	257.5
7	1'43.965	29.307	25.809	25.713	23.136	260.8	7	1'43.565	29.246	25.699	25.515	23.105	258.9
8	1'43.529	29.276	25.716	25.605	22.932	261.7	8	1'43.567	29.163	25.760	25.540	23.104	258.8
9	1'43.735	29.304	25.696	25.711	23.024	262.2	9	2'00.900	33.692	34.231	29.530	23.447	172.3
10	1'43.602	29.287	25.620	25.650	23.045	262.0	10	1'44.014	29.296	25.741	25.611	23.366	258.9
11	1'43.818	29.079	25.551	25.665	23.523	260.8	11	1'43.823	29.209	25.869	25.537	23.208	253.3
12	1'43.933	29.409	25.560	25.655	23.309	261.2	12	1'43.996	29.271	25.874	25.591	23.260	255.7
13	1'55.652 P	31.336	26.489	26.842	30.985	263.3	13	1'56.620 P	31.099	27.057	26.708	31.756	252.5
14	4'05.136	2'48.710	26.960	26.004	23.462	242.7	14	8'58.498	7'15.009	39.946	27.646	35.897	156.7
15	1'43.930	29.318	25.914	25.649	23.049	256.4	15	1'44.130	29.601	26.016	25.504	23.009	258.1
16	1'43.288	29.110	25.615	25.463	23.100	260.5	16	1'55.593	31.391	34.152	26.286	23.764	159.8
17	1'43.806	29.217	25.699	25.869	23.021	261.6	17	1'43.502	29.172	26.060	25.444	22.826	262.5
18	1'43.484	29.115	25.734	25.566	23.069	259.3	18	1'43.253	29.136	25.622	25.488	23.007	255.3
19	1'43.487	29.147	25.731	25.620	22.989	259.3	19	1'43.481	29.279	25.592	25.488	23.122	256.5
20	1'43.382	29.185	25.644	25.592	22.961	260.2	20	1'43.785	29.289	25.860	25.515	23.121	255.2
21	1'43.474	29.334	25.612	25.599	22.929	259.4	21	1'43.415	29.267	25.755	25.501	22.892	256.2
22	1'43.415	29.299	25.512	25.584	23.020	260.0							
23	1'43.402	29.119	25.537	25.513	23.233	258.2							
24	1'43.102	29.222	25.454	25.515	22.911	260.4							
3rd	12	Thomas LUTHI Derendinger Racing In SWI					5th	40	Alex RINS Paginas Amarillas HP SPA				
		Runs=2 Total laps=21 Full laps=18							Runs=3 Total laps=21 Full laps=16				
1	2'26.761	1'08.077	27.853	26.894	23.937	251.9	1	2'59.366	1'42.010	27.010	26.887	23.459	252.7
							2	1'44.556	29.562	26.104	25.866	23.024	252.8
							3	1'44.003	29.399	26.015	25.660	22.929	255.2
							4	1'44.084	29.404	25.923	25.751	23.006	256.1
							5	1'44.168	29.457	26.007	25.530	23.174	256.1

Fastest Lap: Johann ZARCO Ajo Motorsport FRA **1'42.809** 29.042 25.556 25.381 22.830

These data/results cannot be reproduced, stored and/or transmitted in whole or in part by any manner of electronic, mechanical, photocopying, recording, broadcasting or otherwise now known or herein after developed without the previous express consent by the copyright owner, except for reproduction in daily press and regular printed publications on sale to the public within 60 days of the event related to those data/results and always provided that copyright symbol appears together as follows below.
© DORNA, 2015



Qualifying

Moto2

Lap	Lap Time	T1	T2	T3	T4	Speed	Lap	Lap Time	T1	T2	T3	T4	Speed	
6	1'50.573	30.772	28.038	27.117	24.646	250.6	8th 11	Sandro CORTESE			Dynavolt Intact GP		GER	
7	1'43.758	29.329	25.753	25.624	23.052	258.2		Runs=3	Total laps=19	Full laps=14				
8	1'53.990 P	29.825	26.481	26.804	30.880	256.3		1	2'27.638	1'04.579	27.802	30.818	24.439	248.0
9	5'23.583	4'06.845	26.500	26.612	23.626	254.3		2	1'45.800	29.755	26.215	26.209	23.621	259.5
10	1'44.381	29.523	26.011	25.740	23.107	255.7		3	1'44.660	29.559	26.022	25.821	23.258	259.6
11	1'44.081	29.467	25.834	25.720	23.060	257.0		4	1'43.929	29.441	25.692	25.629	23.167	259.1
12	1'44.063	29.522	25.817	25.721	23.003	259.2		5	1'43.975	29.559	25.629	25.664	23.123	260.0
13	1'47.633	31.028	26.180	26.800	23.625	258.6		6	1'44.029	29.362	25.587	25.734	23.346	262.2
14	1'56.825 P	29.840	28.193	27.382	31.410	230.5		7	2'00.759 P	31.559	28.522	29.383	31.295	219.2
15	5'10.138	3'53.440	27.049	26.179	23.470	250.5		8	5'08.686	3'46.537	29.107	28.941	24.101	236.5
16	1'43.734	29.361	25.825	25.551	22.997	257.0		9	1'43.465	29.333	25.459	25.603	23.070	265.3
17	1'43.364	29.296	25.692	25.521	22.855	257.1		10	1'43.733	29.298	25.438	25.796	23.201	263.5
18	1'43.419	29.275	25.666	25.622	22.856	257.1		11	1'44.714	29.644	25.718	25.910	23.442	260.8
19	1'58.568	32.221	26.201	29.511	30.635	262.4		12	1'57.845 P	30.505	27.086	27.737	32.517	258.7
20	1'43.600	29.367	25.728	25.651	22.854	256.4		13	8'52.570	7'32.919	27.553	27.371	24.727	245.9
21	1'43.536	29.290	25.811	25.545	22.890	256.7		14	1'44.310	29.425	25.703	25.810	23.372	256.1
6th 94								Jonas FOLGER			AGR Team		GER	
Runs=3								Total laps=20		Full laps=15				
1	3'10.438	1'45.635	33.343	26.952	24.508	159.8		15	1'43.460	29.191	25.722	25.565	22.982	259.1
2	1'45.615	29.927	26.163	26.229	23.296	255.1		16	1'43.870	29.370	25.665	25.598	23.237	257.6
3	1'45.204	29.658	26.234	26.013	23.299	255.0		17	2'05.869	31.565	26.878	36.083	31.343	250.2
4	1'44.823	29.522	26.067	25.982	23.252	255.7	18	1'43.563	29.314	25.459	25.671	23.119	268.4	
5	1'58.209 P	29.700	27.720	31.217	29.572	255.9	19	1'44.220	29.413	25.498	26.045	23.264	261.2	
6	5'54.453	4'27.867	27.870	34.979	23.737	253.3	9th 19							
7	1'59.399	29.987	36.042	30.055	23.315	123.9	Xavier SIMEON			Federal Oil Gresini Mo		BEL		
8	1'44.103	29.430	25.728	25.692	23.253	257.5	Runs=3			Total laps=20		Full laps=15		
9	1'44.051	29.308	25.873	25.688	23.182	255.5	1	2'03.625	39.606	27.477	31.812	24.730	249.6	
10	1'44.414	29.497	26.026	25.758	23.133	255.1	2	1'44.954	29.733	25.907	25.865	23.449	258.6	
11	1'56.186	34.728	29.292	27.728	24.438	245.9	3	1'44.853	29.430	25.974	26.131	23.318	259.7	
12	1'52.067 P	29.566	26.254	26.111	30.136	256.2	4	1'44.827	29.543	26.075	26.005	23.204	255.4	
13	6'03.248	4'46.866	26.697	26.210	23.475	249.7	5	1'44.306	29.482	25.978	25.728	23.118	254.2	
14	1'44.097	29.468	25.801	25.750	23.078	255.9	6	1'55.315	30.247	29.900	29.638	25.530	200.7	
15	1'49.125	32.447	26.986	26.145	23.547	250.3	7	1'43.796	29.471	25.710	25.636	22.979	258.5	
16	1'48.647	29.401	30.537	25.646	23.063	188.5	8	1'48.310	29.314	25.816	27.054	26.126	256.9	
17	1'43.384	29.199	25.706	25.575	22.904	257.5	9	1'43.793	29.416	25.642	25.696	23.039	257.8	
18	1'43.538	29.204	25.716	25.622	22.996	259.0	10	1'54.346 P	30.240	26.968	26.578	30.560	255.0	
19	1'43.930	29.256	25.732	25.789	23.153	256.2	11	6'44.544	5'28.690	26.209	26.309	23.336	253.9	
20	1'43.761	29.253	25.752	25.711	23.045	257.4	12	1'44.207	29.643	25.862	25.628	23.074	255.4	
7th 3							Simone CORSI			Athinà Forward Racin		ITA		
Runs=4							Total laps=21		Full laps=14					
1	1'59.403	39.338	27.661	28.095	24.309	251.3	13	1'44.052	29.298	25.824	25.728	23.202	255.4	
2	1'47.873	30.566	27.358	26.315	23.634	253.8	14	1'51.411 P	29.329	25.908	25.721	30.453	252.5	
3	1'44.702	29.465	26.166	25.920	23.151	261.0	15	6'27.764	5'06.856	30.496	27.030	23.382	183.4	
4	1'46.684	31.448	26.231	25.851	23.154	256.9	16	1'43.899	29.417	25.795	25.660	23.027	253.7	
5	1'44.135	29.448	25.962	25.687	23.038	257.7	17	1'43.640	29.333	25.737	25.596	22.974	256.1	
6	2'00.706 P	32.357	28.334	26.989	33.026	247.7	18	1'43.788	29.443	25.731	25.642	22.972	256.1	
7	5'45.969	4'26.957	26.946	28.497	23.569	254.8	19	1'46.398	29.391	26.199	27.600	23.208	255.2	
8	1'45.687	29.771	26.052	26.076	23.788	255.8	20	1'43.849	29.393	25.782	25.586	23.088	255.4	
9	1'44.975	29.697	26.216	25.880	23.182	255.1	10th 36							
10	1'44.319	29.495	26.047	25.678	23.099	254.9	Mika KALLIO			Italtrans Racing Team		FIN		
11	1'54.387 P	29.823	26.540	26.827	31.197	251.8	Runs=2			Total laps=22		Full laps=19		
12	4'44.056	3'27.497	26.679	26.297	23.583	250.8	1	2'00.830	37.069	31.511	28.349	23.901	182.0	
13	1'47.546	29.623	28.330	26.338	23.255	236.4	2	1'45.705	30.093	26.138	26.039	23.435	258.8	
14	1'44.232	29.503	25.942	25.731	23.056	256.9	3	1'48.934	29.875	27.340	26.999	24.720	260.1	
15	1'56.211 P	31.514	26.892	27.118	30.687	250.8	4	1'44.608	29.549	25.796	25.955	23.308	260.3	
16	3'09.166	1'49.318	28.256	27.564	24.028	248.9	5	1'44.019	29.483	25.785	25.707	23.044	259.5	
17	1'47.149	32.133	26.151	25.985	22.880	254.9	6	1'57.046	29.825	33.476	29.890	23.855	187.0	
18	1'43.528	29.324	25.823	25.518	22.863	257.0	7	1'44.126	29.399	25.810	25.847	23.070	257.4	
19	1'43.449	29.435	25.459	25.620	22.935	259.8	8	1'43.929	29.488	25.686	25.704	23.051	260.0	
20	1'43.696	29.387	25.792	25.535	22.982	255.9	9	1'54.514 P	30.677	27.407	26.219	30.211	225.9	
21	1'43.714	29.335	25.767	25.639	22.973	257.0	10	8'01.457	6'43.474	26.868	27.018	24.097	255.0	
Fastest Lap: Johann ZARCO							Ajo Motorsport		FRA	1'42.809	29.042	25.556	25.381	22.830

These data/results cannot be reproduced, stored and/or transmitted in whole or in part by any manner of electronic, mechanical, photocopying, recording, broadcasting or otherwise now known or herein after developed without the previous express consent by the copyright owner, except for reproduction in daily press and regular printed publications on sale to the public within 60 days of the event related to those data/results and always provided that copyright symbol appears together as follows below.
© DORNA, 2015



Qualifying

Moto2

Lap	Lap Time	T1	T2	T3	T4	Speed	Lap	Lap Time	T1	T2	T3	T4	Speed
17	1'51.106	30.291	29.720	27.819	23.276	225.3	8	1'50.083	34.114	26.594	25.815	23.560	240.1
18	1'43.718	29.418	25.641	25.664	22.995	258.8	9	1'43.934	29.372	25.671	25.649	23.242	257.8
19	1'43.992	29.517	25.620	25.843	23.012	258.5	10	1'44.283	29.383	25.787	25.897	23.216	258.4
20	1'59.381	32.252	37.571	26.438	23.120	148.0	11	1'45.369	30.975	25.632	25.642	23.120	258.9
21	1'43.699	29.386	25.606	25.677	23.030	260.4	12	1'59.477 P	30.288	29.407	28.706	31.076	236.4
22	1'43.897	29.293	25.494	25.826	23.284	263.4	13	9'49.456	8'32.408	26.846	26.102	24.100	250.7
11th 4 Randy KRUMMENA JIR Racing Team SWI Runs=3 Total laps=22 Full laps=17							14	1'43.988	29.262	25.667	25.669	23.390	256.7
1	3'09.044	1'47.918	28.737	27.307	25.082	235.8	15	1'46.786	30.848	26.275	26.043	23.620	255.4
2	1'45.484	29.890	26.189	26.130	23.275	258.5	16	1'43.914	29.325	25.887	25.606	23.096	253.8
3	1'45.456	29.689	26.474	25.918	23.375	249.8	17	1'43.797	29.258	25.809	25.648	23.082	255.0
4	1'44.984	29.798	26.151	25.861	23.174	250.6	18	1'51.361	36.673	25.641	25.837	23.210	258.1
5	1'50.175	30.124	27.367	26.710	25.974	249.9	19	1'55.979	37.060	29.632	25.900	23.387	220.7
6	1'44.452	29.601	25.851	25.863	23.137	258.2	20	1'44.047	29.437	25.803	25.759	23.048	256.0
7	1'44.363	29.558	25.912	25.707	23.186	258.8	21	2'03.668 P	33.279	28.522	27.559	34.308	240.7
8	1'44.394	29.583	25.755	25.913	23.143	259.8	14th 60 Julian SIMON QMMF Racing Team SPA Runs=4 Total laps=20 Full laps=14						
9	1'44.384	29.638	25.770	25.754	23.222	260.5	1	2'23.611	53.240	33.736	32.443	24.192	178.7
10	1'54.966 P	31.200	26.602	26.562	30.602	254.3	2	1'45.541	29.981	26.098	26.087	23.375	256.6
11	4'44.505	3'27.567	26.791	26.337	23.810	255.1	3	1'45.046	29.448	25.935	26.090	23.573	258.3
12	1'45.045	29.828	26.185	25.813	23.219	251.8	4	1'44.378	29.490	25.807	25.904	23.177	258.2
13	1'44.616	29.753	25.931	25.758	23.174	252.9	5	1'44.272	29.579	25.691	25.799	23.203	259.3
14	1'44.341	29.627	25.968	25.667	23.079	249.8	6	2'01.640 P	33.037	27.277	27.371	33.955	259.2
15	1'52.301 P	29.981	26.552	26.235	29.533	249.2	7	4'54.866	3'30.734	26.666	29.475	27.991	258.7
16	3'59.969	2'44.023	26.460	26.087	23.399	251.9	8	1'59.126	29.534	32.463	31.670	25.459	190.6
17	1'44.192	29.595	25.993	25.606	22.998	252.8	9	1'44.146	29.383	25.788	25.833	23.142	263.3
18	2'01.673	32.468	31.338	28.052	29.815	216.8	10	1'44.338	29.413	25.895	25.884	23.146	259.4
19	1'43.947	29.617	25.881	25.510	22.939	255.7	11	1'53.622	29.705	28.482	32.058	23.377	218.9
20	1'43.755	29.431	25.779	25.591	22.954	255.0	12	1'44.334	29.568	25.746	25.887	23.133	259.6
21	1'44.035	29.475	25.807	25.690	23.063	253.9	13	1'44.005	29.407	25.716	25.829	23.053	260.7
22	1'46.011	29.443	25.878	26.477	24.213	253.8	14	1'53.576 P	30.854	26.012	25.851	30.859	255.3
12th 23 Marcel SCHROTTE Tech 3 GER Runs=3 Total laps=19 Full laps=14							15	6'48.961 P	5'12.247	26.545	35.093	35.076	258.7
1	3'15.340	1'44.427	34.127	26.996	29.790	161.4	16	2'31.089	54.382	33.096	35.028	28.583	174.2
2	1'46.197	29.877	26.282	26.520	23.518	257.5	17	1'44.497	29.777	25.755	25.824	23.141	257.4
3	1'45.532	29.723	26.480	26.048	23.281	255.3	18	1'57.611	30.635	25.705	30.773	30.498	259.3
4	1'45.535	29.699	26.056	26.448	23.332	256.2	19	1'43.847	29.391	25.717	25.728	23.011	258.5
5	1'44.671	29.598	25.858	25.914	23.301	258.1	20	1'44.081	29.447	25.718	25.821	23.095	257.5
6	1'44.515	29.543	25.806	25.928	23.238	259.5	15th 30 Takaaki NAKAGAMI IDEMITSU Honda Tea JPN Runs=3 Total laps=21 Full laps=16						
7	1'51.123 P	29.382	25.697	25.720	30.324	260.4	1	2'34.658	1'16.874	27.317	26.918	23.549	252.9
8	6'44.776	5'21.436	31.563	26.736	25.041	199.6	2	1'45.716	30.091	26.100	26.238	23.287	254.6
9	1'44.724	29.790	25.975	25.826	23.133	259.0	3	1'44.808	29.718	26.008	25.943	23.139	255.1
10	1'44.869	29.826	25.995	25.777	23.271	258.2	4	1'44.594	29.654	25.902	25.946	23.092	257.2
11	1'44.599	29.562	26.157	25.792	23.088	255.3	5	1'44.583	29.666	25.930	25.808	23.179	256.7
12	1'44.668	29.608	25.933	25.923	23.204	255.6	6	1'51.246 P	29.599	25.854	25.886	29.907	259.6
13	1'44.453	29.528	26.008	25.766	23.151	253.5	7	4'59.246	3'23.875	28.317	43.025	24.029	257.8
14	1'53.319 P	29.589	26.891	27.879	28.960	251.8	8	1'45.564	30.254	25.926	26.139	23.245	260.3
15	6'36.627	5'07.311	35.528	26.552	27.236	220.2	9	1'44.579	29.666	25.679	25.762	23.472	259.9
16	1'44.345	29.536	25.984	25.848	22.977	253.6	10	1'44.071	29.478	25.862	25.711	23.020	256.9
17	1'59.424	30.316	26.704	35.341	27.063	251.1	11	1'44.594	29.716	25.897	25.740	23.241	257.3
18	1'43.778	29.377	25.717	25.740	22.944	259.5	12	1'52.436 P	29.633	26.440	26.467	29.896	257.6
19	2'03.490	29.329	25.694	43.856	24.611	263.0	13	5'31.887	4'07.707	31.633	28.492	24.055	231.6
13th 7 Lorenzo BALDASS Athina Forward Racin ITA Runs=2 Total laps=21 Full laps=17							14	1'46.170	30.225	26.789	26.040	23.116	255.3
1	2'29.886	57.612	36.697	30.041	25.536	136.2	15	1'44.227	29.448	25.939	25.831	23.009	258.8
2	1'45.441	29.820	26.450	25.973	23.198	249.7	16	1'43.929	29.352	25.762	25.766	23.049	257.7
3	1'44.534	29.450	26.096	25.789	23.199	254.0	17	2'02.145	29.611	34.678	34.105	23.751	151.8
4	1'44.409	29.529	25.970	25.742	23.168	257.9	18	1'45.223	29.804	25.856	25.801	23.762	258.5
5	1'44.503	29.658	25.833	25.768	23.244	257.5	19	1'44.652	29.878	25.706	25.796	23.272	257.9
6	1'44.314	29.518	25.782	25.851	23.163	259.5	20	1'43.857	29.470	25.641	25.714	23.032	258.8
7	1'44.134	29.460	25.629	25.852	23.193	255.7	21	1'43.861	29.493	25.679	25.742	22.947	259.2

Fastest Lap: Johann ZARCO Ajo Motorsport FRA 1'42.809 29.042 25.556 25.381 22.830

These data/results cannot be reproduced, stored and/or transmitted in whole or in part by any manner of electronic, mechanical, photocopying, recording, broadcasting or otherwise now known or herein after developed without the previous express consent by the copyright owner, except for reproduction in daily press and regular printed publications on sale to the public within 60 days of the event related to those data/results and always provided that copyright symbol appears together as follows below.
© DORNA, 2015



Qualifying

Moto2

Lap	Lap Time	T1	T2	T3	T4	Speed	Lap	Lap Time	T1	T2	T3	T4	Speed	
16th	55	Hafizh SYAHRIN Petronas Raceline Ma MAL						14	1'56.229	29.888	27.687	32.693	25.961	260.0
		Runs=2		Total laps=21		Full laps=18	15	2'02.019	29.854	30.206	27.146	34.813	258.4	
1	2'28.136	1'02.896	30.209	27.922	27.109	230.3	16	1'46.054	30.797	26.232	25.772	23.253	265.5	
2	1'45.643	29.838	26.526	26.073	23.206	256.6	17	1'54.882	31.019	32.791	26.996	24.076	180.5	
3	1'44.897	29.555	26.207	25.991	23.144	255.0	18	1'44.730	29.647	25.720	26.196	23.167	265.6	
4	1'44.761	29.590	26.099	25.980	23.092	255.5	19	1'44.055	29.509	25.675	25.770	23.101	262.2	
5	2'13.787	32.096	29.702	29.671	42.318	228.0	20	1'44.051	29.461	25.760	25.791	23.039	263.2	
6	2'01.664	30.615	29.502	35.715	25.832	245.3	21	1'44.265	29.516	25.612	25.749	23.388	262.9	
7	1'44.466	29.547	26.040	25.807	23.072	257.5	22	1'44.230	29.482	25.710	25.875	23.163	261.1	
8	1'57.903 P	31.555	28.033	27.490	30.825	235.8	19th 95 Anthony WEST QMMF Racing Team AUS							
9	7'43.198	5'59.022	30.958	34.978	38.240	238.7		Runs=2		Total laps=23		Full laps=20		
10	1'59.918	30.168	29.109	35.882	24.759	254.4	1	2'01.714	41.172	28.114	28.326	24.102	244.8	
11	1'44.209	29.515	25.920	25.788	22.986	259.7	2	1'45.718	29.846	26.213	26.100	23.559	256.8	
12	1'46.798	31.639	26.125	25.868	23.166	255.5	3	1'45.334	29.558	26.314	26.141	23.321	257.9	
13	1'44.269	29.361	25.958	25.851	23.099	254.5	4	1'55.093	31.896	27.664	29.059	26.474	243.6	
14	1'58.045	31.226	27.898	28.079	30.842	248.6	5	1'45.013	29.650	26.130	26.043	23.190	256.1	
15	1'44.758	29.910	25.861	25.795	23.192	256.9	6	1'48.756	29.802	26.429	28.603	23.922	253.3	
16	1'43.991	29.348	25.860	25.796	22.987	257.7	7	1'44.616	29.486	26.018	25.933	23.179	257.7	
17	1'43.874	29.437	25.801	25.691	22.945	258.1	8	1'44.601	29.601	25.886	25.924	23.190	258.1	
18	2'01.996	33.007	30.280	33.825	24.884	223.9	9	1'54.401	32.981	28.265	27.416	25.739	241.7	
19	1'59.350	33.991	30.629	30.329	24.401	247.0	10	1'54.475	29.681	27.266	29.662	27.866	238.9	
20	1'46.887	29.544	25.979	28.227	23.137	258.9	11	1'44.163	29.368	25.745	25.850	23.200	260.5	
21	1'44.148	29.453	25.892	25.793	23.010	256.9	12	1'44.165	29.400	25.885	25.771	23.109	258.5	
17th 77 Dominique AEGER Technomag Racing In SWI							13	1'44.333	29.610	25.781	25.871	23.071	260.3	
		Runs=2		Total laps=21		Full laps=18	14	1'58.356 P	32.146	27.327	27.185	31.698	251.2	
1	2'22.880	38.363	29.665	46.958	27.894	232.6	15	4'51.183	3'27.864	29.074	28.567	25.678	211.0	
2	1'45.951	30.079	26.229	26.121	23.522	259.4	16	1'45.110	29.754	26.212	25.880	23.264	253.2	
3	1'44.742	29.546	25.931	25.966	23.299	260.4	17	2'01.689	34.392	30.169	31.362	25.766	215.9	
4	1'44.632	29.537	25.884	25.984	23.227	260.5	18	1'55.899	32.343	31.018	28.098	24.440	216.7	
5	1'44.191	29.564	25.743	25.742	23.142	261.5	19	1'44.734	29.555	26.128	25.844	23.207	253.8	
6	1'50.384	34.845	26.345	26.021	23.173	259.6	20	2'00.787	33.400	26.112	28.673	32.602	253.6	
7	1'55.176	29.569	27.746	33.810	24.051	259.2	21	1'48.639	29.613	26.016	26.223	26.787	258.6	
8	1'44.269	29.553	25.716	25.826	23.174	261.2	22	1'44.429	29.533	25.924	25.851	23.121	256.3	
9	1'44.183	29.488	25.716	25.809	23.170	257.6	23	1'44.070	29.423	25.715	25.896	23.036	258.7	
10	1'44.013	29.497	25.602	25.832	23.082	263.1	20th 73 Alex MARQUEZ EG 0,0 Marc VDS SPA							
11	1'44.011	29.503	25.571	25.799	23.138	264.6		Runs=2		Total laps=23		Full laps=20		
12	1'51.137 P	29.421	25.706	25.853	30.157	264.4	1	3'08.538	1'49.911	27.772	26.644	24.211	251.1	
13	9'54.486	8'12.599	28.247	43.663	29.977	242.6	2	1'46.162	30.058	26.320	26.184	23.600	255.8	
14	1'44.380	29.652	25.792	25.710	23.226	261.3	3	1'50.383	29.965	28.784	28.148	23.486	253.1	
15	1'44.398	29.296	25.712	26.138	23.252	262.2	4	1'45.098	29.733	26.029	26.004	23.332	257.4	
16	2'05.868	36.282	34.936	29.105	25.545	239.4	5	1'44.720	29.648	25.836	25.905	23.331	260.5	
17	1'44.408	29.409	25.704	26.101	23.194	263.8	6	1'44.437	29.482	25.867	25.895	23.193	259.7	
18	1'43.984	29.493	25.680	25.702	23.109	262.8	7	1'44.433	29.525	25.807	25.787	23.314	261.9	
19	1'44.208	29.447	25.698	25.952	23.111	263.6	8	1'44.424	29.525	25.822	25.972	23.105	260.2	
20	1'44.088	29.418	25.577	25.914	23.179	263.9	9	1'44.318	29.513	25.788	25.862	23.155	259.8	
21	1'53.969	29.550	25.790	25.922	32.707	268.5	10	1'44.244	29.520	25.778	25.848	23.098	259.8	
18th 39 Luis SALOM Paginas Amarillas HP SPA							11	1'44.178	29.484	25.731	25.843	23.120	257.4	
		Runs=2		Total laps=22		Full laps=19	12	1'52.781 P	29.567	25.999	27.005	30.210	258.8	
1	3'00.567	1'27.775	39.451	29.274	24.067	145.7	13	5'48.650	4'31.803	27.395	26.053	23.399	249.3	
2	1'46.107	30.006	26.389	26.150	23.562	258.0	14	1'47.029	29.552	25.924	27.801	23.752	257.4	
3	1'44.973	29.698	26.074	25.882	23.319	258.0	15	1'44.651	29.507	25.984	25.996	23.164	258.2	
4	1'45.210	29.635	25.974	25.908	23.693	259.4	16	1'44.486	29.518	25.827	25.920	23.221	257.5	
5	2'03.244	37.458	28.460	29.816	27.510	245.3	17	1'44.390	29.627	25.832	25.870	23.061	259.7	
6	1'45.611	29.912	26.069	26.314	23.316	259.4	18	1'58.336	31.462	31.162	31.421	24.291	214.7	
7	1'44.975	29.670	25.965	25.903	23.437	262.6	19	1'49.663	31.355	26.152	28.791	23.365	264.8	
8	1'44.742	29.665	25.821	26.029	23.227	262.3	20	1'44.499	29.648	25.853	25.817	23.181	258.9	
9	2'01.792 P	29.563	27.321	31.249	33.659	260.3	21	1'44.466	29.538	25.854	25.950	23.124	258.9	
10	6'48.651	5'27.961	27.723	27.142	25.825	252.3	22	1'44.348	29.482	25.759	25.897	23.210	259.1	
11	1'49.166	30.014	26.862	28.845	23.445	258.9	23	1'44.348	29.502	25.762	25.927	23.157	260.0	
12	1'44.623	29.604	25.855	25.866	23.298	259.6	Fastest Lap: Johann ZARCO Ajo Motorsport FRA 1'42.809 29.042 25.556 25.381 22.830							
13	1'44.647	29.553	25.955	25.861	23.278	257.0								

These data/results cannot be reproduced, stored and/or transmitted in whole or in part by any manner of electronic, mechanical, photocopying, recording, broadcasting or otherwise now known or herein after developed without the previous express consent by the copyright owner, except for reproduction in daily press and regular printed publications on sale to the public within 60 days of the event related to those data/results and always provided that copyright symbol appears together as follows below.
© DORNA, 2015



Qualifying

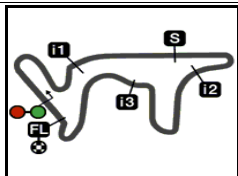
Moto2

Lap	Lap Time	T1	T2	T3	T4	Speed	Lap	Lap Time	T1	T2	T3	T4	Speed	
10	1'45.785	30.187	26.067	26.234	23.297	258.8	29th 2	Jesko RAFFIN			sports-millions-EMWE SWI			
11	1'45.691	29.771	26.085	26.269	23.566	258.0		Runs=2	Total laps=22	Full laps=19				
12	1'52.648	32.792	28.597	26.965	24.294	218.5		1	1'56.825	35.606	28.262	28.397	24.560	252.5
13	1'53.833	30.813	27.441	29.118	26.461	257.5		2	1'47.895	30.561	26.867	26.732	23.735	258.7
14	1'45.784	30.148	26.211	26.042	23.383	256.6		3	1'48.930	31.382	26.652	26.914	23.982	255.7
15	1'45.842	30.011	26.040	26.112	23.679	258.8		4	1'47.596	30.140	26.673	26.975	23.808	257.6
16	1'50.958	34.641	26.710	26.241	23.366	253.5		5	1'46.334	29.968	26.302	26.419	23.645	258.4
17	1'50.354	30.807	30.022	26.236	23.289	178.6		6	1'47.356	30.147	26.462	26.657	24.090	257.6
18	1'55.766	30.144	26.151	35.875	23.596	258.8		7	1'52.482	31.261	27.072	27.699	26.450	251.5
19	1'55.051	30.851	32.626	28.191	23.383	152.9		8	1'46.399	30.048	26.188	26.324	23.839	261.3
20	1'45.076	29.737	25.900	26.039	23.400	262.0		9	1'47.785	30.332	26.942	26.773	23.738	256.1
21	1'44.904	29.731	25.650	26.083	23.440	263.7		10	1'47.192	30.011	26.639	26.927	23.615	258.3
27th 10	Thitipong WAROKO APH PTT The Pizza S THA							11	1'46.410	29.913	26.420	26.338	23.739	257.4
								12	1'46.131	29.905	26.299	26.401	23.526	256.0
								13	1'46.447	30.075	26.630	26.309	23.433	256.4
1	1'56.271	36.638	27.494	27.825	24.314	252.1		14	1'45.973	29.941	26.266	26.284	23.482	259.1
2	1'48.139	30.736	26.878	26.807	23.718	251.4		15	1'57.082	P 31.805	26.716	26.998	31.563	255.7
3	1'47.302	30.301	26.754	26.551	23.696	251.4		16	7'11.904	5'51.119	28.073	27.531	25.181	250.4
4	1'46.770	30.081	26.814	26.223	23.652	250.6		17	1'50.039	29.970	26.370	29.030	24.669	258.7
5	1'45.913	29.955	26.319	25.995	23.644	255.4		18	1'50.347	30.068	28.216	28.443	23.620	254.5
6	1'55.574	P 29.860	26.535	26.563	32.616	254.9		19	1'46.218	29.901	26.400	26.264	23.653	257.3
7	9'36.062	8'13.708	27.653	27.892	26.809	248.2	20	1'46.104	29.983	26.258	26.293	23.570	257.2	
8	1'47.280	31.030	26.521	26.180	23.549	254.4	21	1'45.882	29.897	26.254	26.248	23.483	257.6	
9	1'47.200	29.956	26.389	26.605	24.250	254.7	22	1'46.723	30.015	26.283	26.891	23.534	253.6	
10	1'46.464	30.318	26.374	26.227	23.545	252.6	30th 51	Zaqhwan ZAIDI			JPMoto Malaysia MAL			
11	1'45.707	29.928	26.230	26.154	23.395	252.6	Runs=3	Total laps=20	Full laps=15					
12	1'55.469	36.471	27.260	27.441	24.297	249.3	1	2'02.236	41.575	27.970	28.319	24.372	256.3	
13	1'46.243	30.290	26.359	26.175	23.419	251.5	2	1'47.245	30.170	26.415	26.679	23.981	257.1	
14	1'45.699	29.812	26.400	26.033	23.454	252.2	3	1'46.729	30.310	26.298	26.422	23.699	256.9	
15	1'46.387	30.157	26.409	26.357	23.464	250.7	4	1'46.926	30.202	26.322	26.618	23.784	256.4	
16	1'45.951	29.898	26.278	26.075	23.700	252.5	5	1'47.383	30.985	26.324	26.410	23.664	255.4	
17	1'45.622	29.824	26.255	26.085	23.458	252.2	6	1'54.971	P 30.319	26.664	26.385	31.603	254.9	
18	1'45.579	29.882	26.297	26.039	23.361	251.8	7	7'41.279	6'20.961	27.052	26.929	26.337	254.6	
19	1'59.068	31.460	28.185	29.202	30.221	250.0	8	1'47.411	30.571	26.200	26.582	24.058	255.2	
20	1'45.510	30.004	26.046	26.025	23.435	253.2	9	1'47.018	30.365	26.370	26.479	23.804	253.9	
21	1'45.158	29.691	26.141	26.083	23.243	253.2	10	1'49.189	30.962	26.649	27.453	24.125	254.4	
28th 66	Florian ALT Octo Iodaracing Team GER						11	2'02.248	P 35.563	29.037	27.030	30.618	247.2	
							12	5'14.949	3'50.606	32.976	27.522	23.845	228.8	
							13	1'46.530	30.290	26.256	26.468	23.516	254.6	
1	2'00.942	35.019	29.917	27.919	28.087	216.4	14	1'46.054	30.048	26.117	26.259	23.630	257.1	
2	1'46.705	30.194	26.241	26.637	23.633	261.8	15	1'45.946	30.013	26.116	26.281	23.536	255.6	
3	1'46.520	29.893	26.342	26.552	23.733	256.9	16	1'45.930	30.035	26.090	26.257	23.548	255.4	
4	1'46.549	29.978	26.399	26.418	23.754	262.5	17	1'46.348	30.294	26.203	26.440	23.411	254.0	
5	1'45.918	29.932	26.296	26.028	23.662	254.6	18	1'56.434	30.532	29.998	32.282	23.622	240.3	
6	1'46.181	30.028	26.510	26.131	23.512	255.2	19	1'46.274	30.245	26.019	26.332	23.678	255.7	
7	1'59.048	P 32.766	28.286	26.827	31.169	223.1	20	1'46.225	30.161	26.202	26.342	23.520	254.9	
8	5'06.032	3'49.020	26.740	26.334	23.938	250.3								
9	1'46.272	29.988	26.208	26.277	23.799	254.5								
10	1'45.862	29.917	26.406	26.008	23.531	250.1								
11	1'46.055	30.091	26.345	26.062	23.557	251.3								
12	2'00.429	P 30.064	29.299	28.714	32.352	251.9								
13	4'53.370	3'32.465	29.592	27.551	23.762	228.1								
14	1'45.625	29.903	26.258	25.981	23.483	254.7								
15	1'45.498	29.819	26.092	26.047	23.540	254.6								
16	1'48.126	30.004	26.150	26.207	25.765	254.5								
17	1'52.279	30.826	27.919	29.341	24.193	251.4								
18	1'49.630	30.162	27.157	28.011	24.300	251.6								
19	1'45.538	29.884	26.022	26.108	23.524	256.9								
20	1'46.762	30.011	26.147	26.509	24.095	254.4								
21	1'45.950	30.007	26.062	26.183	23.698	255.0								
22	1'54.172	30.240	30.117	28.665	25.150	254.3								

Fastest Lap: Johann ZARCO Ajo Motorsport FRA 1'42.809 29.042 25.556 25.381 22.830

These data/results cannot be reproduced, stored and/or transmitted in whole or in part by any manner of electronic, mechanical, photocopying, recording, broadcasting or otherwise now known or herein after developed without the previous express consent by the copyright owner, except for reproduction in daily press and regular printed publications on sale to the public within 60 days of the event related to those data/results and always provided that copyright symbol appears together as follows below.
© DORNA, 2015





GP RED BULL DE LA REPÚBLICA ARGENTINA
Provisional Starting Grid

4806 m.

Race : 23 laps = 110.538 km

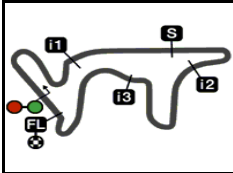


1	1 1'42.809 5 Johann ZARCO Kalex	2	2 1'43.102 1 Tito RABAT Kalex	3	3 1'43.165 12 Thomas LUTHI Kalex
2	4 1'43.253 22 Sam LOWES Speed Up	3	5 1'43.364 40 Alex RINS Kalex	4	6 1'43.384 94 Jonas FOLGER Kalex
3	7 1'43.449 3 Simone CORSI Kalex	4	8 1'43.460 11 Sandro CORTESE Kalex	5	9 1'43.640 19 Xavier SIMEON Kalex
4	10 1'43.699 36 Mika KALLIO Kalex	5	11 1'43.755 4 Randy KRUMMENACHER Kalex	6	12 1'43.778 23 Marcel SCHROTTER Tech 3
5	13 1'43.797 7 Lorenzo BALDASSARRI Kalex	6	14 1'43.847 60 Julian SIMON Speed Up	7	15 1'43.857 30 Takaaki NAKAGAMI Kalex
6	16 1'43.874 55 Hafizh SYHRIN Kalex	7	17 1'43.984 77 Dominique AEGERTER Kalex	8	18 1'44.051 39 Luis SALOM Kalex
7	19 1'44.070 95 Anthony WEST Speed Up	8	20 1'44.178 73 Alex MARQUEZ Kalex	9	21 1'44.212 88 Ricard CARDUS Tech 3
8	22 1'44.292 21 Franco MORBIDELLI Kalex	9	23 1'44.349 96 Louis ROSSI Tech 3	10	24 1'44.823 70 Robin MULHAUSER Kalex

The results are provisional until the end of the limit for protest and appeals and until the ratification of the Event Management Committee.
Time limit for protest expires 60' at the latest after publication of the results - Mr. Time:

These data/results cannot be reproduced, stored and/or transmitted in whole or in part by any manner of electronic, mechanical, photocopying, recording, broadcasting or otherwise now known or herein after developed without the previous express consent by the copyright owner, except for reproduction in daily press and regular printed publications on sale to the public within 60 days of the event related to those data/results and always provided that copyright symbol appears together as follows below.
© DORNA, 2015





GP RED BULL DE LA REPÚBLICA ARGENTINA
Provisional Starting Grid

4806 m.

Race : 23 laps = 110.538 km

9

25
1'44.857
25 Azlan SHAH
Kalex

26
1'44.904
44 Steven ODENDAAL
Kalex

27
1'45.158
10 Thitipong WAROKORN
Kalex

10

28
1'45.498
66 Florian ALT
Suter

29
1'45.882
2 Jesko RAFFIN
Kalex

30
1'45.930
51 Zaqhwan ZAIDI
Suter

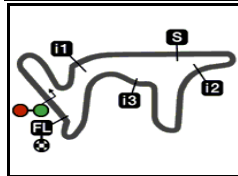
The results are provisional until the end of the limit for protest and appeals and until the ratification of the Event Management Committee.

Time limit for protest expires 60' at the latest after publication of the results - Mr. Time:

These data/results cannot be reproduced, stored and/or transmitted in whole or in part by any manner of electronic, mechanical, photocopying, recording, broadcasting or otherwise now known or herein after developed without the previous express consent by the copyright owner, except for reproduction in daily press and regular printed publications on sale to the public within 60 days of the event related to those data/results and always provided that copyright symbol appears together as follows below.

© DORNA, 2015





4806 m.

GP RED BULL DE LA REPÚBLICA ARGENTINA

After the Qualifying

Event Best Maximum Speed



Rider	Nation Team	Motorcycle	Km/h	
39 Luis SALOM	SPA Paginas Amarillas HP 40	KALEX	271.5	Free Practice
73 Alex MARQUEZ	SPA EG 0,0 Marc VDS	KALEX	270.0	Free Practice
1 Tito RABAT	SPA EG 0,0 Marc VDS	KALEX	269.9	Free Practice
77 Dominique AEGERTER	SWI Technomag Racing Interwetten	KALEX	269.7	Free Practice
60 Julian SIMON	SPA QMMF Racing Team	SPEED UP	269.6	Free Practice
96 Louis ROSSI	FRA Tasca Racing Scuderia Moto2	TECH 3	269.6	Free Practice
21 Franco MORBIDELLI	ITA Italtrans Racing Team	KALEX	269.6	Free Practice
12 Thomas LUTHI	SWI Derendinger Racing Interwetten	KALEX	269.6	Free Practice
11 Sandro CORTESE	GER Dynavolt Intact GP	KALEX	269.5	Free Practice
44 Steven ODENDAAL	RSA AGR Team	KALEX	269.4	Free Practice
3 Simone CORSI	ITA Athinà Forward Racing	KALEX	269.1	Free Practice
70 Robin MULHAUSER	SWI Technomag Racing Interwetten	KALEX	269.0	Free Practice
22 Sam LOWES	GBR Speed Up Racing	SPEED UP	268.7	Free Practice
25 Azlan SHAH	MAL IDEMITSU Honda Team Asia	KALEX	268.5	Free Practice
95 Anthony WEST	AUS QMMF Racing Team	SPEED UP	268.4	Free Practice
55 Hafizh SYHRIN	MAL Petronas Raceline Malaysia	KALEX	268.3	Free Practice
7 Lorenzo BALDASSARRI	ITA Athinà Forward Racing	KALEX	267.9	Free Practice
36 Mika KALLIO	FIN Italtrans Racing Team	KALEX	267.9	Free Practice
23 Marcel SCHROTTER	GER Tech 3	TECH 3	267.8	Free Practice
88 Ricard CARDUS	SPA Tech 3	TECH 3	267.4	Free Practice
5 Johann ZARCO	FRA Ajo Motorsport	KALEX	267.3	Free Practice
40 Alex RINS	SPA Paginas Amarillas HP 40	KALEX	267.0	Free Practice
94 Jonas FOLGER	GER AGR Team	KALEX	266.9	Free Practice
10 Thitipong WAROKORN	THA APH PTT The Pizza SAG	KALEX	266.9	Free Practice
66 Florian ALT	GER Octo Iodaracing Team	SUTER	266.4	Free Practice
4 Randy KRUMMENACHER	SWI JIR Racing Team	KALEX	266.3	Free Practice
30 Takaaki NAKAGAMI	JPN IDEMITSU Honda Team Asia	KALEX	266.2	Free Practice
19 Xavier SIMEON	BEL Federal Oil Gresini Moto2	KALEX	266.1	Free Practice
2 Jesko RAFFIN	SWI sports-millions-EMWE-SAG	KALEX	265.9	Free Practice
51 Zaqwan ZAIDI	MAL JPMoto Malaysia	SUTER	265.1	Free Practice

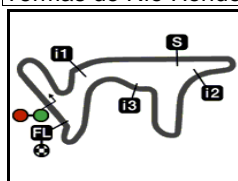
These data/results cannot be reproduced, stored and/or transmitted in whole or in part by any manner of electronic, mechanical, photocopying, recording, broadcasting or otherwise now known or herein after developed without the previous express consent by the copyright owner, except for reproduction in daily press and regular printed publications on sale to the public within 60 days of the event related to those data/results and always provided that copyright symbol appears together as follows below.

© DORNA, 2015

Official MotoGP Timing by TISSOT
www.motogp.com



Termas de Río Hondo, Saturday, April 18, 2015



4806 m.

GP RED BULL DE LA REPÚBLICA ARGENTINA

Qualifying

Best Partial Times

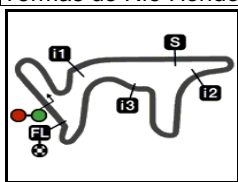
IT Ideal Lap Time, sum of the best partial times

BT Best Lap Time

T1		T2		T3		T4				IT		BT	
Pos	Rider	Time	Rider	Time	Rider	Time	Rider	Time	Pos	Rider	IT	BT	
1	J.ZARCO	29.042	S.CORTESE	25.438	T.LUTHI	25.352	J.ZARCO	22.739	1	J.ZARCO	1'42.717	1'42.809	(1)
2	T.RABAT	29.079	T.RABAT	25.454	J.ZARCO	25.381	S.LOWES	22.826	2	T.RABAT	1'42.907	1'43.102	(2)
3	S.LOWES	29.136	S.CORSI	25.459	S.LOWES	25.444	A.RINS	22.854	3	T.LUTHI	1'42.973	1'43.165	(3)
4	S.CORTESE	29.191	T.LUTHI	25.493	T.RABAT	25.463	S.CORSI	22.863	4	S.LOWES	1'42.998	1'43.253	(4)
5	J.FOLGER	29.199	M.KALLIO	25.494	R.KRUMMENAC	25.510	J.FOLGER	22.904	5	S.CORSI	1'43.164	1'43.449	(7)
6	T.LUTHI	29.220	J.ZARCO	25.555	S.CORSI	25.518	T.LUTHI	22.908	6	S.CORTESE	1'43.176	1'43.460	(8)
7	L.BALDASSARRI	29.258	D.AEGERTER	25.571	A.RINS	25.521	T.RABAT	22.911	7	A.RINS	1'43.316	1'43.364	(5)
8	A.RINS	29.275	S.LOWES	25.592	S.CORTESE	25.565	R.KRUMMENAC	22.939	8	J.FOLGER	1'43.384	1'43.384	(6)
9	M.KALLIO	29.293	L.SALOM	25.612	J.FOLGER	25.575	M.SCHROTTER	22.944	9	M.KALLIO	1'43.415	1'43.699	(10)
10	D.AEGERTER	29.296	R.CARDUS	25.619	X.SIMEON	25.586	H.SYHRIN	22.945	10	X.SIMEON	1'43.498	1'43.640	(9)
11	X.SIMEON	29.298	L.BALDASSARRI	25.629	F.MORBIDELLI	25.600	T.NAKAGAMI	22.947	11	L.BALDASSARRI	1'43.541	1'43.797	(13)
12	S.CORSI	29.324	T.NAKAGAMI	25.641	L.BALDASSARRI	25.606	M.KALLIO	22.970	12	R.KRUMMENAC	1'43.635	1'43.755	(11)
13	M.SCHROTTER	29.329	X.SIMEON	25.642	M.KALLIO	25.658	X.SIMEON	22.972	13	T.NAKAGAMI	1'43.651	1'43.857	(15)
14	H.SYHRIN	29.348	S.ODENDAAL	25.650	H.SYHRIN	25.691	S.CORTESE	22.982	13	D.AEGERTER	1'43.651	1'43.984	(17)
15	T.NAKAGAMI	29.352	F.MORBIDELLI	25.655	R.CARDUS	25.701	J.SIMON	23.011	15	M.SCHROTTER	1'43.687	1'43.778	(12)
16	R.CARDUS	29.366	A.RINS	25.666	D.AEGERTER	25.702	A.WEST	23.036	16	F.MORBIDELLI	1'43.741	1'44.292	(22)
17	F.MORBIDELLI	29.367	J.SIMON	25.691	T.NAKAGAMI	25.711	L.SALOM	23.039	17	H.SYHRIN	1'43.785	1'43.874	(16)
18	A.WEST	29.368	M.SCHROTTER	25.694	M.SCHROTTER	25.720	L.BALDASSARRI	23.048	18	J.SIMON	1'43.813	1'43.847	(14)
19	J.SIMON	29.383	J.FOLGER	25.706	J.SIMON	25.728	A.MARQUEZ	23.061	19	R.CARDUS	1'43.827	1'44.212	(21)
20	R.KRUMMENAC	29.431	A.WEST	25.715	L.SALOM	25.749	D.AEGERTER	23.082	20	L.SALOM	1'43.861	1'44.051	(18)
21	L.SALOM	29.461	A.MARQUEZ	25.731	L.ROSSI	25.768	L.ROSSI	23.117	21	A.WEST	1'43.890	1'44.070	(19)
22	A.MARQUEZ	29.482	R.KRUMMENAC	25.755	A.WEST	25.771	F.MORBIDELLI	23.119	22	A.MARQUEZ	1'44.061	1'44.178	(20)
23	L.ROSSI	29.561	H.SYHRIN	25.801	A.MARQUEZ	25.787	R.CARDUS	23.141	23	L.ROSSI	1'44.250	1'44.349	(23)
24	A.SHAH	29.607	L.ROSSI	25.804	A.SHAH	25.854	R.MULHAUSER	23.179	24	A.SHAH	1'44.588	1'44.857	(25)

These data/results cannot be reproduced, stored and/or transmitted in whole or in part by any manner of electronic, mechanical, photocopying, recording, broadcasting or otherwise now known or herein after developed without the previous express consent by the copyright owner, except for reproduction in daily press and regular printed publications on sale to the public within 60 days of the event related to those data/results and always provided that copyright symbol appears together as follows below.
© DORNA, 2015





4806 m.

GP RED BULL DE LA REPÚBLICA ARGENTINA

Qualifying

Best Partial Times

IT Ideal Lap Time, sum of the best partial times

BT Best Lap Time

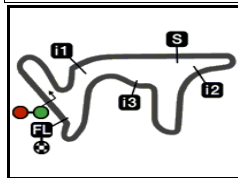
<i>T1</i>			<i>T2</i>			<i>T3</i>			<i>T4</i>				
<i>Pos</i>	<i>Rider</i>	<i>Time</i>	<i>Rider</i>	<i>Time</i>	<i>Rider</i>	<i>Time</i>	<i>Rider</i>	<i>Time</i>	<i>Pos</i>	<i>Rider</i>	<i>IT</i>	<i>BT</i>	
25	S.ODENDAAL	29.639	A.SHAH	25.925	R.MULHAUSER	25.881	A.SHAH	23.202	25	S.ODENDAAL	1'44.593	1'44.904	(26)
26	T.WAROKORN	29.691	R.MULHAUSER	25.977	F.ALT	25.981	T.WAROKORN	23.243	26	R.MULHAUSE	1'44.797	1'44.823	(24)
27	R.MULHAUSER	29.760	Z.ZAIDI	26.019	T.WAROKORN	25.995	S.ODENDAAL	23.289	27	T.WAROKORN	1'44.975	1'45.158	(27)
28	F.ALT	29.819	F.ALT	26.022	S.ODENDAAL	26.015	Z.ZAIDI	23.411	28	F.ALT	1'45.305	1'45.498	(28)
29	J.RAFFIN	29.897	T.WAROKORN	26.046	J.RAFFIN	26.248	J.RAFFIN	23.433	29	Z.ZAIDI	1'45.700	1'45.930	(30)
30	Z.ZAIDI	30.013	J.RAFFIN	26.188	Z.ZAIDI	26.257	F.ALT	23.483	30	J.RAFFIN	1'45.766	1'45.882	(29)

These data/results cannot be reproduced, stored and/or transmitted in whole or in part by any manner of electronic, mechanical, photocopying, recording, broadcasting or otherwise now known or herein after developed without the previous express consent by the copyright owner, except for reproduction in daily press and regular printed publications on sale to the public within 60 days of the event related to those data/results and always provided that copyright symbol appears together as follows below.

© DORNA, 2015

Official MotoGP Timing by  TISSOT
www.motogp.com





4806 m.

GP RED BULL DE LA REPÚBLICA ARGENTINA

Qualifying

Fastest Laps Sequence

<i>Practice Time</i>	 <i>Rider</i>	<i>Nation</i>	<i>Motorcycle</i>	<i>Time</i>	<i>Km/h</i>	<i>Rider's Lap</i>
3'44.410	10 Thitipong WAROKORN	THA	KALEX	1'48.139	159.9	2
3'44.720	2 Jesko RAFFIN	SWI	KALEX	1'47.895	160.3	2
3'46.535	36 Mika KALLIO	FIN	KALEX	1'45.705	163.6	2
3'48.579	19 Xavier SIMEON	BEL	KALEX	1'44.954	164.8	2
4'43.922	40 Alex RINS	SPA	KALEX	1'44.556	165.4	2
5'09.825	5 Johann ZARCO	FRA	KALEX	1'44.050	166.2	2
6'27.925	40 Alex RINS	SPA	KALEX	1'44.003	166.3	3
6'43.822	22 Sam LOWES	GBR	SPEED UP	1'43.961	166.4	3
6'53.588	5 Johann ZARCO	FRA	KALEX	1'43.763	166.7	3
8'37.094	5 Johann ZARCO	FRA	KALEX	1'43.506	167.1	4
10'20.551	5 Johann ZARCO	FRA	KALEX	1'43.457	167.2	5
13'55.158	5 Johann ZARCO	FRA	KALEX	1'43.051	167.8	7
44'25.863	5 Johann ZARCO	FRA	KALEX	1'43.025	167.9	18
46'08.672	5 Johann ZARCO	FRA	KALEX	1'42.809	168.2	19

These data/results cannot be reproduced, stored and/or transmitted in whole or in part by any manner of electronic, mechanical, photocopying, recording, broadcasting or otherwise now known or herein after developed without the previous express consent by the copyright owner, except for reproduction in daily press and regular printed publications on sale to the public within 60 days of the event related to those data/results and always provided that copyright symbol appears together as follows below.

© DORNA, 2015

Official MotoGP Timing by TISSOT
www.motogp.com



Termas de Río Hondo, Saturday, April 18, 2015