


5403 m.

## bwin GRAND PRIX ČESKÉ REPUBLIKY

Qualifying  
Classification

	Rider	Nation	Team	Motorcycle	Time	Lap	Total	Gap	Top Speed
1	5 Johann ZARCO	FRA	Ajo Motorsport	KALEX	<b>2'01.614</b>	5	16		<b>252.9</b>
2	1 Tito RABAT	SPA	EG 0,0 Marc VDS	KALEX	<b>2'01.873</b>	13	20	0.259 0.259	<b>256.9</b>
3	40 Alex RINS	SPA	Paginas Amarillas HP 40	KALEX	<b>2'01.901</b>	18	18	0.287 0.028	<b>254.1</b>
4	11 Sandro CORTESE	GER	Dynavolt Intact GP	KALEX	<b>2'01.990</b>	3	13	0.376 0.089	<b>256.0</b>
5	12 Thomas LUTHI	SWI	Derendinger Racing Interwetten	KALEX	<b>2'02.078</b>	2	16	0.464 0.088	<b>260.2</b>
6	77 Dominique AEGERTER	SWI	Technomag Racing Interwetten	KALEX	<b>2'02.442</b>	11	15	0.828 0.364	<b>256.8</b>
7	73 Alex MARQUEZ	SPA	EG 0,0 Marc VDS	KALEX	<b>2'02.535</b>	4	18	0.921 0.093	<b>253.6</b>
8	21 Franco MORBIDELLI	ITA	Italtrans Racing Team	KALEX	<b>2'02.543</b>	16	18	0.929 0.008	<b>254.7</b>
9	49 Axel PONS	SPA	AGR Team	KALEX	<b>2'02.611</b>	12	16	0.997 0.068	<b>253.5</b>
10	94 Jonas FOLGER	GER	AGR Team	KALEX	<b>2'02.634</b>	8	17	1.020 0.023	<b>254.7</b>
11	7 Lorenzo BALDASSARRI	ITA	Forward Racing	KALEX	<b>2'02.711</b>	12	19	1.097 0.077	<b>253.0</b>
12	3 Simone CORSI	ITA	Forward Racing	KALEX	<b>2'02.728</b>	3	13	1.114 0.017	<b>253.2</b>
13	22 Sam LOWES	GBR	Speed Up Racing	SPEED UP	<b>2'02.855</b>	7	9	1.241 0.127	<b>250.5</b>
14	4 Randy KRUMMENACHER	SWI	JIR Racing Team	KALEX	<b>2'02.860</b>	16	20	1.246 0.005	<b>250.2</b>
15	39 Luis SALOM	SPA	Paginas Amarillas HP 40	KALEX	<b>2'02.867</b>	17	19	1.253 0.007	<b>258.0</b>
16	30 Takaaki NAKAGAMI	JPN	IDEMITSU Honda Team Asia	KALEX	<b>2'02.917</b>	16	18	1.303 0.050	<b>255.7</b>
17	55 Hafizh SYAHRIN	MAL	Petronas Raceline Malaysia	KALEX	<b>2'03.008</b>	4	17	1.394 0.091	<b>255.9</b>
18	36 Mika KALLIO	FIN	Italtrans Racing Team	KALEX	<b>2'03.011</b>	16	18	1.397 0.003	<b>257.1</b>
19	19 Xavier SIMEON	BEL	Federal Oil Gresini Moto2	KALEX	<b>2'03.083</b>	17	17	1.469 0.072	<b>254.2</b>
20	96 Louis ROSSI	FRA	Tasca Racing Scuderia Moto2	TECH 3	<b>2'03.423</b>	4	5	1.809 0.340	<b>255.8</b>
21	23 Marcel SCHROTTER	GER	Tech 3	TECH 3	<b>2'03.440</b>	14	14	1.826 0.017	<b>253.8</b>
22	60 Julian SIMON	SPA	QMMF Racing Team	SPEED UP	<b>2'03.558</b>	10	12	1.944 0.118	<b>254.2</b>
23	95 Anthony WEST	AUS	QMMF Racing Team	SPEED UP	<b>2'03.816</b>	8	19	2.202 0.258	<b>253.2</b>
24	70 Robin MULHAUSER	SWI	Technomag Racing Interwetten	KALEX	<b>2'03.859</b>	10	15	2.245 0.043	<b>253.1</b>
25	25 Azlan SHAH	MAL	IDEMITSU Honda Team Asia	KALEX	<b>2'03.982</b>	4	17	2.368 0.123	<b>252.2</b>
26	10 Thitipong WAROKORN	THA	APH PTT The Pizza SAG	KALEX	<b>2'04.073</b>	15	18	2.459 0.091	<b>252.8</b>
27	57 Edgar PONS	SPA	Paginas Amarillas HP 40	KALEX	<b>2'04.118</b>	10	18	2.504 0.045	<b>254.3</b>
28	88 Ricard CARDUS	SPA	JPMoto Malaysia	SUTER	<b>2'04.234</b>	3	16	2.620 0.116	<b>252.8</b>
29	66 Florian ALT	GER	E-Motion IodaRacing Team	SUTER	<b>2'04.309</b>	15	17	2.695 0.075	<b>255.3</b>
30	97 Xavi VIERGE	SPA	Tech 3	TECH 3	<b>2'04.435</b>	15	17	2.821 0.126	<b>249.8</b>
31	2 Jesko RAFFIN	SWI	sports-millions-EMWE-SAG	KALEX	<b>2'04.928</b>	18	18	3.314 0.493	<b>253.6</b>

Practice condition: Dry

Air: 30°

Humidity: 38%

Ground: 41°

<b>Fastest Lap:</b>	Lap: 5	<b>Johann ZARCO</b>	<b>2'01.614</b>	159.9 Km/h
<b>Circuit Record Lap:</b>	2014	<b>Tito RABAT</b>	<b>2'02.383</b>	158.9 Km/h
<b>Circuit Best Lap:</b>	2015	<b>Johann ZARCO</b>	<b>2'01.614</b>	159.9 Km/h

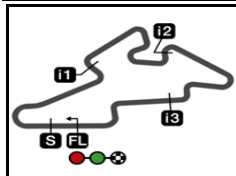
The results are provisional until the end of the limit for protest and appeals.

Time limit for protest expires 30' after publication of the results - Mr. .... Time: .....

These data/results cannot be reproduced, stored and/or transmitted in whole or in part by any manner of electronic, mechanical, photocopying, recording, broadcasting or otherwise now known or herein after developed without the previous express consent by the copyright owner, except for reproduction in daily press and regular printed publications on sale to the public within 60 days of the event related to those data/results and always provided that copyright symbol appears together as follows below.

© DORNA, 2015





5403 m.

## bwin GRAND PRIX ČESKÉ REPUBLIKY

## Qualifying

## Top Speed &amp; Average

21A



Rider	Nation	Motorcycle	Top 5 speeds					Average	Top
12 Thomas LUTHI	SWI	KALEX	260.2	256.8	256.5	256.4	255.5	257.1	260.2
39 Luis SALOM	SPA	KALEX	258.0	255.5	254.5	253.4	253.2	254.9	258.0
36 Mika KALLIO	FIN	KALEX	257.1	256.2	254.8	254.0	253.6	255.1	257.1
1 Tito RABAT	SPA	KALEX	256.9	256.8	255.1	254.2	254.1	255.4	256.9
77 Dominique AEGERTER	SWI	KALEX	256.8	255.1	255.1	254.8	254.8	255.3	256.8
11 Sandro CORTESE	GER	KALEX	256.0	254.9	254.4	254.1	253.2	254.5	256.0
55 Hafizh SYAHRIN	MAL	KALEX	255.9	254.4	251.8	251.6	251.5	253.0	255.9
96 Louis ROSSI	FRA	TECH 3	255.8	255.7	253.2	252.5		254.3	255.8
30 Takaaki NAKAGAMI	JPN	KALEX	255.7	253.3	252.3	251.7	251.5	252.9	255.7
66 Florian ALT	GER	SUTER	255.3	251.9	250.9	249.9	249.9	251.6	255.3
94 Jonas FOLGER	GER	KALEX	254.7	253.8	253.8	252.3	252.2	253.4	254.7
21 Franco MORBIDELLI	ITA	KALEX	254.7	254.1	252.1	251.9	251.3	252.6	254.7
57 Edgar PONS	SPA	KALEX	254.3	252.8	252.1	251.6	251.5	252.5	254.3
19 Xavier SIMEON	BEL	KALEX	254.2	254.2	253.7	253.5	253.2	253.8	254.2
60 Julian SIMON	SPA	SPEED UP	254.2	254.1	253.2	251.3	250.6	252.7	254.2
40 Alex RINS	SPA	KALEX	254.1	253.4	253.3	252.9	252.4	253.2	254.1
23 Marcel SCHROTTER	GER	TECH 3	253.8	252.1	250.8	250.1	249.3	251.2	253.8
2 Jesko RAFFIN	SWI	KALEX	253.6	251.9	251.3	249.6	249.0	251.1	253.6
73 Alex MARQUEZ	SPA	KALEX	253.6	253.1	253.0	253.0	252.6	253.1	253.6
49 Axel PONS	SPA	KALEX	253.5	253.1	252.3	252.2	251.9	252.6	253.5
95 Anthony WEST	AUS	SPEED UP	253.2	252.8	251.8	251.6	251.4	252.2	253.2
3 Simone CORSI	ITA	KALEX	253.2	251.5	251.3	250.5	250.4	251.4	253.2
70 Robin MULHAUSER	SWI	KALEX	253.1	252.6	252.5	252.3	251.6	252.4	253.1
7 Lorenzo BALDASSARRI	ITA	KALEX	253.0	252.6	251.1	250.8	250.8	251.7	253.0
5 Johann ZARCO	FRA	KALEX	252.9	252.6	252.6	252.5	252.5	252.6	252.9
10 Thitipong WAROKORN	THA	KALEX	252.8	251.3	250.9	250.6	250.5	251.2	252.8
88 Ricard CARDUS	SPA	SUTER	252.8	250.5	250.4	250.0	249.7	250.7	252.8
25 Azlan SHAH	MAL	KALEX	252.2	251.6	251.3	251.1	250.5	251.3	252.2
22 Sam LOWES	GBR	SPEED UP	250.5	250.2	249.8	249.8	249.7	250.0	250.5
4 Randy KRUMMENACHER	SWI	KALEX	250.2	249.6	249.5	249.1	249.1	249.5	250.2
97 Xavi VIERGE	SPA	TECH 3	249.8	249.3	249.1	248.7	248.4	249.1	249.8

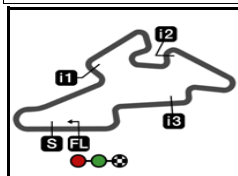
These data/results cannot be reproduced, stored and/or transmitted in whole or in part by any manner of electronic, mechanical, photocopying, recording, broadcasting or otherwise now known or herein after developed without the previous express consent by the copyright owner, except for reproduction in daily press and regular printed publications on sale to the public within 60 days of the event related to those data/results and always provided that copyright symbol appears together as follows below.

© DORNA, 2015

Official MotoGP Timing by TISSOT  
www.motogp.com



Brno, Saturday, August 15, 2015



5403 m.

## bwin GRAND PRIX ČESKÉ REPUBLIKY

## Qualifying

## Chronological Analysis of Performances

22A

		T1 Time from finish line to 1st intermediate				T2 Time from 1st intermed. to 2nd intermed.				T3 Time from 2nd intermed. to 3rd intermed.				T4 Time from 3rd intermediate to finish line			
Lap	Lap Time	T1	T2	T3	T4	Speed	Lap	Lap Time	T1	T2	T3	T4	Speed				
<b>1st</b>	<b>5</b>	<b>Johann ZARCO</b> Ajo Motorsport FRA				Runs=3	Total laps=16	Full laps=11									
1	2'52.392	1'20.067	37.390	34.009	20.926		9	2'02.767	31.789	36.317	33.732	20.929	251.0				
2	2'02.010	31.583	36.266	33.481	20.680	252.6	10	2'02.677	31.730	36.529	33.539	20.879	252.4				
3	2'02.082	31.617	36.332	33.402	20.731	252.5	11	2'02.760	31.686	36.503	33.569	21.002	252.1				
4	2'01.763	31.481	36.021	33.460	20.801	252.5	12	2'07.148	33.715	38.205	34.083	21.145	251.8				
5	2'01.614	31.364	36.099	33.441	20.710	252.9	13	2'02.406	31.752	36.351	33.468	20.835	250.9				
6	2'07.071 P	31.863	36.816	34.110	24.282	252.6	14	2'14.800 P	31.771	36.885	38.353	27.791	252.2				
7	9'17.462	7'43.857	37.675	33.985	21.945		15	6'27.878	4'53.532	37.250	34.550	22.546					
8	2'03.283	32.158	36.424	33.802	20.899	249.3	16	2'01.992	31.548	36.172	33.380	20.892	250.8				
9	2'02.719	31.721	36.405	33.534	21.059	247.5	17	2'01.907	31.622	36.130	33.384	20.771	251.3				
10	2'05.084 P	31.974	36.668	34.033	22.409	249.3	18	2'01.901	31.544	36.149	33.456	20.752	253.3				
11	7'06.763	5'35.229	37.042	33.620	20.872		<b>4th 11 Sandro CORTESE</b> Dynavolt Intact GP GER										
12	2'02.086	31.617	36.253	33.394	20.822	251.5	Runs=3	Total laps=13	Full laps=8								
13	2'20.900	31.500	36.674	51.709	21.017	250.9	1	3'25.429	1'50.729	38.400	34.988	21.312					
14	2'02.257	31.604	36.351	33.409	20.893	250.5	2	2'02.595	31.803	36.442	33.473	20.877	253.2				
15	2'06.649	31.482	36.326	33.508	25.333	251.0	3	2'01.990	31.619	36.278	33.317	20.776	254.9				
16	2'02.392	31.560	36.297	33.690	20.845	251.9	4	2'02.528	31.715	36.522	33.436	20.855	256.0				
							5	2'13.964 P	33.893	38.285	35.289	26.497	254.4				
							6	9'45.651	8'11.078	38.571	34.638	21.364					
							7	2'02.865	31.985	36.411	33.556	20.913	251.5				
							8	2'03.077	31.943	36.461	33.672	21.001	252.7				
							9	2'20.743 P	36.511	41.758	35.593	26.881	250.8				
							10	11'05.431	9'32.372	37.900	34.074	21.085					
							11	2'02.090	31.694	36.335	33.305	20.756	251.0				
							12	2'02.064	31.705	36.268	33.219	20.872	254.1				
							13	2'02.776	31.768	36.408	33.700	20.900	253.1				
<b>2nd</b>	<b>1</b>	<b>Tito RABAT</b> EG 0,0 Marc VDS SPA				Runs=3	Total laps=20	Full laps=15									
1	2'06.948	34.740	37.067	34.060	21.081		<b>5th 12 Thomas LUTHI</b> Derendinger Racing In SWI										
2	2'02.560	31.739	36.340	33.556	20.925	254.0	Runs=3	Total laps=16	Full laps=11								
3	2'01.968	31.556	36.186	33.508	20.718	254.2	1	2'47.765	1'12.641	39.283	34.754	21.087					
4	2'01.874	31.651	36.046	33.482	20.695	253.8	2	2'02.078	31.577	36.329	33.382	20.790	256.5				
5	2'02.128	31.652	36.100	33.684	20.692	254.1	3	2'02.145	31.582	36.320	33.428	20.815	256.4				
6	2'02.030	31.534	36.214	33.566	20.716	253.5	4	2'02.354	31.563	36.426	33.537	20.828	256.8				
7	2'07.239 P	31.741	38.209	34.637	22.652	253.9	5	2'03.327	31.889	36.531	33.943	20.964	260.2				
8	4'22.348	2'49.281	37.991	34.130	20.946		6	2'07.345 P	33.003	37.297	34.033	23.012	254.4				
9	2'02.415	31.659	36.266	33.689	20.801	252.5	7	7'24.427	5'49.598	38.046	35.408	21.375					
10	2'02.347	31.554	36.317	33.651	20.825	253.6	8	2'02.848	31.730	36.469	33.742	20.907	251.9				
11	2'06.093 P	32.639	37.260	34.030	22.164	256.8	9	2'05.871 P	31.890	36.849	34.077	23.055	255.5				
12	4'33.554	3'02.535	36.416	33.609	20.994		10	8'29.529	6'56.552	37.739	34.178	21.060					
13	2'01.873	31.543	36.229	33.374	20.727	252.9	11	2'02.714	31.668	36.319	33.591	21.136	252.0				
14	2'02.906	32.052	36.452	33.559	20.843	255.1	12	2'06.693	31.705	36.341	36.934	21.713	252.6				
15	2'02.260	31.618	36.317	33.448	20.877	252.3	13	2'06.764	32.207	37.423	35.814	21.320	252.1				
16	2'02.014	31.599	36.183	33.522	20.710	252.2	14	2'02.274	31.656	36.229	33.506	20.883	252.0				
17	2'17.371	31.641	50.275	34.480	20.975	253.9	15	2'17.419	36.587	40.958	38.648	21.226	252.5				
18	2'02.294	31.615	36.323	33.573	20.783	252.9	16	2'02.696	31.636	36.561	33.549	20.950	254.7				
19	2'10.275	31.689	42.830	33.930	21.826	251.6	<b>6th 77 Dominique AEGERT</b> Technomag Racing In SWI										
20	2'02.166	31.548	36.169	33.678	20.771	256.9	Runs=3	Total laps=15	Full laps=10								
							1	2'18.307	35.382	37.347	34.546	31.032					
							2	2'26.193	32.390	37.269	46.156	30.378	250.1				
							3	2'02.976	31.796	36.531	33.684	20.965	254.8				
							4	2'02.808	31.759	36.422	33.709	20.918	255.1				

**Fastest Lap:** Johann ZARCO Ajo Motorsport FRA 2'01.614 31.364 36.099 33.441 20.710

These data/results cannot be reproduced, stored and/or transmitted in whole or in part by any manner of electronic, mechanical, photocopying, recording, broadcasting or otherwise now known or herein after developed without the previous express consent by the copyright owner, except for reproduction in daily press and regular printed publications on sale to the public within 60 days of the event related to those data/results and always provided that copyright symbol appears together as follows below.  
© DORNA, 2015



# Qualifying

# Moto2

Lap	Lap Time	T1	T2	T3	T4	Speed	Lap	Lap Time	T1	T2	T3	T4	Speed
5	2'07.631	31.955	38.719	35.304	21.653	256.8	8	2'03.257	31.794	36.549	33.793	21.121	252.2
6	2'10.311 P	34.345	37.547	34.056	24.363	254.8	9	2'03.396	31.909	36.658	33.728	21.101	249.5
7	8'07.338	6'33.667	37.586	34.689	21.396		10	2'08.883 P	33.868	37.848	34.740	22.427	247.5
8	2'04.437	32.121	36.757	34.293	21.266	249.7	11	4'58.932	3'27.338	37.095	33.602	20.897	
9	2'09.410 P	32.117	39.174	34.882	23.237	250.1	12	2'02.611	31.723	36.455	33.522	20.911	252.3
10	10'09.436	8'13.079	44.003	40.618	31.736		13	2'14.328	31.679	36.614	44.588	21.447	249.7
11	2'02.442	31.695	36.291	33.553	20.903	251.5	14	2'04.012	31.871	36.534	33.940	21.667	249.3
12	2'17.110	31.586	39.457	44.682	21.385	252.0	15	2'07.292	31.770	36.522	34.600	24.400	250.0
13	2'03.683	31.801	36.797	33.929	21.156	255.1	16	2'03.187	31.771	36.568	33.862	20.986	253.5
14	2'10.169	31.683	36.550	36.824	25.112	253.2							
15	2'02.992	31.689	36.550	33.782	20.971	254.5							

7th	73	Alex MARQUEZ	EG 0,0 Marc VDS	SPA		
Runs=2	Total laps=18	Full laps=15				
1	2'08.048	35.078	37.511	34.334	21.125	
2	2'03.090	31.894	36.486	33.820	20.890	253.1
3	2'02.632	31.690	36.438	33.624	20.880	253.0
4	2'02.535	31.813	36.378	33.516	20.828	251.8
5	2'02.748	31.640	36.487	33.775	20.846	253.0
6	2'03.324	31.932	36.435	34.021	20.936	252.2
7	2'03.237	31.830	36.490	33.832	21.085	251.8
8	2'03.130	31.759	36.505	33.895	20.971	249.7
9	2'09.239 P	33.738	37.687	34.809	23.005	250.1
10	10'52.062	9'17.721	38.216	34.870	21.255	
11	2'03.125	31.802	36.584	33.772	20.967	249.3
12	2'03.578	32.374	36.677	33.642	20.885	250.2
13	2'02.632	31.741	36.347	33.669	20.875	252.3
14	2'02.616	31.684	36.471	33.646	20.815	252.6
15	2'13.189	31.740	38.301	40.082	23.066	251.8
16	2'12.868	32.086	39.269	36.493	25.020	250.9
17	2'03.648	31.786	36.798	33.905	21.159	252.2
18	2'04.496	31.780	37.207	34.231	21.278	253.6

8th	21	Franco MORBIDELL	Italtrans Racing Team	ITA		
Runs=3	Total laps=18	Full laps=13				
1	2'34.830	1'01.219	38.070	34.336	21.205	
2	2'03.282	32.067	36.567	33.676	20.972	254.1
3	2'03.152	31.765	36.647	33.732	21.008	254.7
4	2'03.357	31.890	36.691	33.749	21.027	251.3
5	2'03.493	31.821	36.665	34.014	20.993	252.1
6	2'03.207	31.825	36.545	33.751	21.086	251.9
7	2'03.829	32.055	36.703	33.977	21.094	249.6
8	2'03.554	31.895	36.746	33.783	21.130	249.7
9	2'12.158 P	34.150	39.030	35.670	23.308	250.3
10	6'00.595	4'28.409	37.003	33.991	21.192	
11	2'03.566	32.039	36.616	33.873	21.038	249.8
12	2'03.315	31.880	36.565	33.753	21.117	251.2
13	2'05.954 P	31.943	36.719	35.223	22.069	251.0
14	5'25.327	3'53.675	36.825	33.717	21.110	
15	2'02.740	31.835	36.456	33.498	20.951	249.0
16	2'02.543	31.692	36.491	33.504	20.856	249.3
17	2'02.672	31.661	36.464	33.538	21.009	251.2
18	2'02.906	31.714	36.494	33.665	21.033	251.3

9th	49	Axel PONS	AGR Team	SPA		
Runs=3	Total laps=16	Full laps=11				
1	2'53.158	1'20.862	37.406	33.836	21.054	
2	2'02.925	31.713	36.586	33.660	20.966	253.1
3	2'03.149	31.726	36.675	33.673	21.075	250.4
4	2'03.102	31.777	36.652	33.627	21.046	251.9
5	2'22.490 P	32.916	43.577	38.696	27.301	251.0
6	10'59.374	9'26.334	37.680	33.872	21.488	
7	2'03.885	32.632	36.535	33.742	20.976	247.1

10th	94	Jonas FOLGER	AGR Team	GER		
Runs=3	Total laps=17	Full laps=12				
1	2'32.877	51.811	38.115	38.236	24.715	
2	2'06.144	32.261	36.802	33.824	23.257	249.9
3	2'04.003	32.294	36.849	33.785	21.075	252.2
4	2'03.326	31.814	36.625	33.844	21.043	252.3
5	2'13.721 P	34.413	38.758	34.687	25.863	253.8
6	5'46.630	4'11.414	38.240	34.898	22.078	
7	2'03.811	32.251	36.860	33.709	20.991	248.4
8	2'02.634	31.758	36.357	33.612	20.907	251.7
9	2'03.261	31.911	36.509	33.791	21.050	250.9
10	2'02.891	31.757	36.468	33.682	20.984	251.6
11	2'17.338 P	35.589	39.746	35.225	26.778	249.5
12	8'18.082	6'31.345	42.404	36.158	28.175	
13	2'12.689	32.031	45.716	33.937	21.005	250.0
14	2'13.056	31.724	40.586	39.474	21.272	250.8
15	2'05.364	31.699	36.372	35.849	21.444	253.8
16	2'07.437	31.781	38.018	33.992	23.646	251.8
17	2'02.638	31.762	36.443	33.534	20.899	254.7

11th	7	Lorenzo BALDASSA	Forward Racing	ITA		
Runs=3	Total laps=19	Full laps=15				
1	2'33.203	52.423	37.747	38.580	24.453	
2	2'03.658	32.248	36.678	33.706	21.026	249.8
3	2'06.284	32.804	38.171	34.101	21.208	250.6
4	2'03.288	31.816	36.660	33.766	21.046	252.6
5	2'04.682	32.386	36.837	34.097	21.362	253.0
6	2'03.632	31.916	36.717	33.909	21.090	250.5
7	2'06.904	34.641	37.218	34.015	21.030	250.6
8	2'03.344	31.805	36.623	33.874	21.042	250.7
9	2'12.154 P	33.831	38.714	35.504	24.105	250.4
10	7'46.293 P	5'56.386	44.703	40.537	24.667	
11	2'28.412	57.176	36.622	33.618	20.996	
12	2'02.711	31.755	36.285	33.593	21.078	250.5
13	2'02.855	31.780	36.404	33.727	20.944	250.2
14	2'03.311	31.778	36.540	33.948	21.045	250.2
15	2'05.001	32.078	37.655	34.267	21.001	250.8
16	2'12.463	31.935	42.264	36.382	21.882	250.8
17	2'03.475	31.936	36.653	33.827	21.059	251.1
18	2'03.634	31.879	36.624	33.903	21.228	248.7
19	2'04.118	32.109	36.866	34.056	21.087	249.4

12th	3	Simone CORSI	Forward Racing	ITA		
Runs=3	Total laps=14	Full laps=8				
1	2'18.117	41.406	38.302	36.273	22.136	
2	2'05.688	32.450	37.163	34.950	21.125	250.5
3	2'02.728	31.838	36.243	33.683	20.964	250.4
4	2'05.925	33.301	37.754	34.000	20.870	249.5
5	2'03.657	31.657	36.950	34.164	20.886	251.3
6	2'02.856	31.752	36.261	33.655	21.188	246.6
7	2'12.693 P	34.674	38.039	34.813	25.167	249.0
8	8'02.860	6'29.984	37.324	34.347	21.205	
9	2'05.091	32.082	36.970	35.052	20.987	247.4

**Fastest Lap:** Johann ZARCO Ajo Motorsport FRA 2'01.614 31.364 36.099 33.441 20.710

These data/results cannot be reproduced, stored and/or transmitted in whole or in part by any manner of electronic, mechanical, photocopying, recording, broadcasting or otherwise now known or herein after developed without the previous express consent by the copyright owner, except for reproduction in daily press and regular printed publications on sale to the public within 60 days of the event related to those data/results and always provided that copyright symbol appears together as follows below.  
© DORNA, 2015





# Qualifying

# Moto2

Lap	Lap Time	T1	T2	T3	T4	Speed	Lap	Lap Time	T1	T2	T3	T4	Speed	
<b>19th</b>	<b>19</b>	<b>Xavier SIMEON</b> Federal Oil Gresini Mo BEL						1	2'41.764	1'02.270	41.619	36.414	21.461	
		Runs=3			Total laps=17		Full laps=12							
1	2'20.680	44.795	38.268	35.685	21.932		2	<b>2'04.600</b>	32.217	37.115	34.107	21.161	251.8	
2	<b>2'04.195</b>	32.048	36.946	34.206	20.995	254.2	3	<b>2'03.914</b>	32.107	36.841	33.930	21.036	251.4	
3	<b>2'03.657</b>	31.999	36.661	33.804	21.193	253.7	4	<b>2'03.926</b>	32.131	36.792	33.991	21.012	252.8	
4	<b>2'04.358</b>	32.010	37.281	34.108	20.959	254.2	5	2'29.961 P	34.682	37.748	47.318	30.213	253.2	
5	<b>2'03.529</b>	31.840	36.706	33.933	21.050	253.2	6	5'59.812	4'06.205	44.034	41.561	28.012		
6	<b>2'03.337</b>	31.951	36.566	33.917	20.903	253.5	7	<b>2'28.795</b>	36.300	45.318	37.278	29.899	219.5	
7	<b>2'10.280</b>	33.166	38.102	37.180	21.832	253.0	8	<b>2'03.816</b>	32.142	36.706	33.914	21.054	249.5	
8	<b>2'03.952</b>	32.190	36.771	33.980	21.011	248.3	9	<b>2'23.728</b>	32.005	42.026	45.508	24.189	251.6	
9	<b>2'03.876</b>	32.075	36.732	34.038	21.031	249.4	10	<b>2'11.614</b>	36.433	39.229	34.799	21.153	236.8	
10	2'10.051 P	33.292	37.932	34.897	23.930	248.6	11	<b>2'04.054</b>	32.134	36.834	33.937	21.149	250.2	
11	8'35.010	7'01.569	37.512	34.524	21.405		12	<b>2'23.401</b>	38.831	40.988	41.988	21.594	244.7	
12	<b>2'04.127</b>	32.179	36.757	33.959	21.232	247.2	13	<b>2'31.618</b>	32.303	46.250	41.701	31.364	249.5	
13	2'07.776 P	32.046	36.844	34.879	24.007	248.1	14	<b>2'12.563</b>	35.592	41.718	34.089	21.164	242.2	
14	5'46.441	3'54.309	38.265	44.342	29.525		15	<b>2'22.145</b>	32.113	44.642	39.315	26.075	250.5	
15	<b>2'03.818</b>	32.232	36.659	33.843	21.084	246.5	16	<b>2'17.098</b>	32.252	44.309	38.104	22.433	247.5	
16	<b>2'03.144</b>	31.911	36.626	33.727	20.880	249.7	17	<b>2'04.192</b>	32.074	36.892	34.072	21.154	250.2	
17	<b>2'03.083</b>	31.842	36.564	33.739	20.938	251.9	18	<b>2'14.380</b>	34.992	40.766	36.761	21.861	235.7	
							19	<b>2'04.759</b>	32.270	36.977	34.282	21.230	250.0	
<b>20th</b>	<b>96</b>	<b>Louis ROSSI</b> Tasca Racing Scuderi FRA												
		Runs=1			Total laps=5		Full laps=3							
1	2'33.560	56.723	37.647	35.800	23.390									
2	<b>2'03.687</b>	32.069	36.899	33.685	21.034	252.5								
3	<b>2'06.500</b>	32.335	37.956	34.878	21.331	253.2								
4	<b>2'03.423</b>	31.989	36.665	33.831	20.938	255.7								
5	3'40.500 P	35.465	37.843	35.882	1'51.310	255.8								
<b>21st</b>	<b>23</b>	<b>Marcel SCHROTTE</b> Tech 3 GER												
		Runs=3			Total laps=14		Full laps=9							
1	2'53.788	1'20.700	37.799	34.164	21.125									
2	<b>2'04.033</b>	31.991	36.976	33.970	21.096	250.1								
3	2'07.612 P	32.202	38.833	34.851	21.726	252.1								
4	8'37.371	7'01.906	38.113	35.859	21.493									
5	<b>2'05.093</b>	32.394	36.895	34.465	21.339	245.2								
6	<b>2'04.334</b>	32.217	36.696	34.157	21.264	247.9								
7	<b>2'04.057</b>	32.082	36.735	34.102	21.138	248.3								
8	2'06.685 P	32.060	37.807	34.993	21.825	249.3								
9	11'07.819	8'58.048	55.064	52.322	22.385									
10	<b>2'04.071</b>	32.229	36.887	33.963	20.992	248.1								
11	<b>2'03.741</b>	31.902	36.856	33.897	21.086	249.2								
12	<b>2'09.167</b>	32.005	39.911	34.154	23.097	247.5								
13	<b>2'18.750</b>	32.088	41.834	41.542	23.286	250.8								
14	<b>2'03.440</b>	31.939	36.637	33.866	20.998	253.8								
<b>22nd</b>	<b>60</b>	<b>Julian SIMON</b> QMMF Racing Team SPA												
		Runs=4			Total laps=12		Full laps=5							
1	2'34.000	52.298	38.416	35.873	27.413									
2	<b>2'03.739</b>	32.111	36.724	33.902	21.002	253.2								
3	2'13.559 P	32.161	40.275	36.748	24.375	254.2								
4	7'34.738	5'59.712	37.342	34.670	23.014									
5	2'56.909 P	31.961	36.517	33.774	1'14.657	250.6								
6	10'41.669	9'07.598	37.561	34.926	21.584									
7	<b>2'04.635</b>	32.419	36.934	34.032	21.250	244.5								
8	2'16.626 P	33.384	41.598	37.036	24.608	249.1								
9	6'58.250	5'24.336	37.409	35.297	21.208									
10	<b>2'03.558</b>	31.996	36.524	33.817	21.221	251.3								
11	<b>2'16.048</b>	32.061	42.152	40.624	21.211	249.7								
12	<b>2'03.886</b>	31.997	36.781	33.924	21.184	254.1								
<b>23rd</b>	<b>95</b>	<b>Anthony WEST</b> QMMF Racing Team AUS												
		Runs=2			Total laps=19		Full laps=16							
1	2'11.713	37.360	38.094	34.550	21.709									
2	<b>2'05.536</b>	32.483	37.468	34.217	21.368	250.9								
3	<b>2'04.995</b>	32.317	37.217	34.255	21.206	250.5								
<b>Fastest Lap:</b>	Johann ZARCO	Ajo Motorsport	FRA	<b>2'01.614</b>	31.364	36.099	33.441	20.710						

These data/results cannot be reproduced, stored and/or transmitted in whole or in part by any manner of electronic, mechanical, photocopying, recording, broadcasting or otherwise now known or herein after developed without the previous express consent by the copyright owner, except for reproduction in daily press and regular printed publications on sale to the public within 60 days of the event related to those data/results and always provided that copyright symbol appears together as follows below.  
© DORNA, 2015



# Qualifying

# Moto2

Lap	Lap Time	T1	T2	T3	T4	Speed	Lap	Lap Time	T1	T2	T3	T4	Speed
4	<b>2'04.938</b>	32.456	37.088	34.145	21.249	249.7	6	<b>2'05.809</b>	32.380	37.435	34.502	21.492	250.9
5	<b>2'06.934</b>	32.744	38.067	34.960	21.163	250.6	7	<b>2'10.568</b> P	32.365	37.302	36.060	24.841	245.4
6	<b>2'05.050</b>	32.186	36.927	34.265	21.672	251.3	8	11'18.088	9'28.456	47.992	39.893	21.747	
7	2'15.452 P	33.057	37.835	35.047	29.513	252.8	9	2'21.791 P	32.809	37.240	36.679	35.063	239.9
8	5'36.690	4'02.759	37.664	34.670	21.597		10	2'40.197	54.797	45.797	35.956	23.647	
9	<b>2'05.357</b>	32.415	37.266	34.360	21.316	248.1	11	<b>2'05.291</b>	32.383	37.231	34.249	21.428	247.3
10	<b>2'05.338</b>	32.428	37.153	34.262	21.495	248.8	12	<b>2'05.168</b>	32.496	37.141	34.162	21.369	245.5
11	2'15.409 P	32.818	37.908	34.966	29.717	248.7	13	<b>2'19.504</b>	34.230	39.370	38.805	27.099	246.1
12	6'21.248	4'47.196	37.980	34.558	21.514		14	<b>2'17.728</b>	32.575	43.355	38.331	23.467	244.9
13	<b>2'04.777</b>	32.358	37.149	34.151	21.119	247.0	15	<b>2'04.309</b>	32.192	36.919	34.004	21.194	251.9
14	<b>2'04.490</b>	32.334	36.962	33.977	21.217	248.2	16	<b>2'14.188</b>	33.641	37.790	40.176	22.581	248.3
15	<b>2'04.073</b>	32.135	36.804	33.946	21.188	245.4	17	<b>2'04.810</b>	32.417	37.129	34.113	21.151	248.2
16	<b>2'04.147</b>	32.073	36.797	34.072	21.205	248.7							
17	<b>2'04.786</b>	32.281	36.989	34.300	21.216	247.7							
18	<b>2'04.320</b>	32.200	36.858	34.117	21.145	249.3							

27th		57	Edgar PONS	Paginas Amarillas HP		SPA
Runs=3	Total laps=18	Full laps=13				
1	2'41.073	1'04.558	39.756	35.209	21.550	
2	<b>2'04.180</b>	32.061	37.115	33.907	21.097	254.3
3	<b>2'04.119</b>	32.141	37.047	33.832	21.099	251.4
4	<b>2'04.429</b>	32.141	37.076	34.068	21.144	252.1
5	<b>2'04.744</b>	32.119	37.272	33.976	21.377	251.6
6	<b>2'05.794</b>	32.217	37.589	34.492	21.496	250.4
7	<b>2'11.703</b>	32.430	37.583	40.204	21.486	245.1
8	2'09.318 P	32.428	37.584	34.939	24.367	246.4
9	5'31.418	3'53.671	41.197	35.350	21.200	
10	<b>2'04.118</b>	32.107	36.830	34.025	21.156	251.5
11	<b>2'04.780</b>	32.176	36.982	34.162	21.460	252.8
12	<b>2'08.824</b>	32.338	37.292	37.579	21.615	247.4
13	<b>2'05.137</b>	32.372	37.337	34.129	21.299	248.6
14	2'12.582 P	34.999	38.247	35.465	23.871	246.5
15	7'09.447	5'35.675	37.308	34.564	21.900	
16	<b>2'05.140</b>	32.427	37.320	34.068	21.325	248.2
17	<b>2'04.573</b>	32.226	37.111	34.075	21.161	250.4
18	<b>2'04.511</b>	32.267	36.987	34.117	21.140	251.3

28th		88	Ricard CARDUS	JPMoto Malaysia		SPA
Runs=3	Total laps=16	Full laps=12				
1	2'18.319	35.917	37.710	34.523	30.169	
2	<b>2'05.839</b>	32.519	37.341	34.764	21.215	248.1
3	<b>2'04.234</b>	32.172	36.689	34.239	21.134	249.7
4	<b>2'06.352</b>	32.268	37.555	34.989	21.540	249.5
5	<b>2'04.456</b>	32.070	36.866	34.407	21.113	252.8
6	<b>2'12.433</b>	35.239	40.156	34.812	22.226	249.0
7	<b>2'04.853</b>	32.253	37.005	34.434	21.161	250.0
8	2'13.002 P	34.367	38.803	34.654	25.178	247.1
9	13'27.137 P	11'41.883	39.385	38.753	27.116	
10	2'31.571	57.270	38.425	34.646	21.230	
11	<b>2'05.611</b>	32.384	37.511	34.502	21.214	247.7
12	<b>2'23.186</b>	32.343	44.945	43.087	22.811	250.4
13	<b>2'04.369</b>	32.141	36.841	34.101	21.286	248.5
14	<b>2'11.102</b>	32.410	36.854	35.168	26.670	248.9
15	<b>2'20.378</b>	34.384	37.739	35.528	32.727	244.8
16	<b>2'04.692</b>	32.352	36.833	34.336	21.171	250.5

29th		66	Florian ALT	E-Motion IodaRacing		GER
Runs=3	Total laps=17	Full laps=12				
1	2'19.276	36.603	38.531	38.976	25.166	
2	<b>2'06.417</b>	32.491	37.749	34.632	21.545	255.3
3	<b>2'05.316</b>	32.320	37.293	34.276	21.427	249.9
4	<b>2'04.997</b>	32.285	37.299	34.148	21.265	246.5
5	<b>2'22.772</b>	33.156	45.079	39.459	25.078	249.9

30th		97	Xavi VIERGE	Tech 3		SPA
Runs=3	Total laps=17	Full laps=12				
1	2'15.290	38.793	39.095	35.751	21.651	
2	<b>2'06.078</b>	32.620	37.726	34.532	21.200	247.6
3	<b>2'06.083</b>	32.628	37.436	34.537	21.482	247.5
4	<b>2'10.834</b>	32.705	38.052	38.420	21.657	249.3
5	<b>2'05.413</b>	32.410	37.366	34.461	21.176	249.8
6	2'09.245 P	32.715	37.675	34.724	24.131	248.3
7	6'39.316	5'01.972	38.318	37.614	21.412	
8	<b>2'04.665</b>	32.375	37.025	34.053	21.212	244.9
9	<b>2'04.826</b>	32.370	36.909	34.259	21.288	246.6
10	<b>2'04.636</b>	32.234	37.030	34.138	21.234	248.4
11	<b>2'25.264</b>	49.158	38.994	35.794	21.318	247.3
12	2'08.422 P	32.277	36.986	35.333	23.826	248.2
13	7'44.407	6'08.659	38.839	35.465	21.444	
14	<b>2'19.187</b>	32.505	43.321	41.885	21.476	244.8
15	<b>2'04.435</b>	32.235	36.968	34.131	21.101	248.3
16	<b>2'04.478</b>	32.305	36.912	34.096	21.165	248.7
17	<b>2'04.690</b>	32.241	36.966	34.381	21.102	249.1

31st		2	Jesko RAFFIN	sports-millions-EMWE		SWI
Runs=3	Total laps=18	Full laps=13				
1	2'18.702	42.014	38.265	36.128	22.295	
2	<b>2'07.103</b>	32.907	37.523	34.917	21.756	251.9
3	2'13.872 P	35.630	39.613	34.977	23.652	253.6
4	5'24.201	3'49.408	37.972	35.215	21.606	
5	<b>2'05.670</b>	32.514	37.217	34.435	21.504	246.6
6	<b>2'05.657</b>	32.527	37.251	34.467	21.412	246.9
7	<b>2'05.426</b>	32.345	37.221	34.560	21.300	247.4
8	<b>2'05.589</b>	32.478	37.259	34.471	21.381	247.2
9	<b>2'05.684</b>	32.272	37.490	34.529	21.393	247.2
10	<b>2'05.457</b>	32.481	37.179	34.365	21.432	248.5
11	2'16.360 P	34.089	38.184	35.205	28.882	248.2
12	6'08.609	4'25.357	43.395	35.853	24.004	
13	<b>2'12.191</b>	32.389	37.581	40.808	21.413	249.0
14	<b>2'07.241</b>	32.248	38.886	34.551	21.556	251.3
15	<b>2'05.556</b>	32.230	37.262	34.700	21.364	246.6
16	<b>2'05.204</b>	32.288	37.316	34.281	21.319	249.6
17	<b>2'05.618</b>	32.382	37.418	34.441	21.377	248.7
18	<b>2'04.928</b>	32.325	37.031	34.339	21.233	247.9

**Fastest Lap:** Johann ZARCO Ajo Motorsport FRA **2'01.614** 31.364 36.099 33.441 20.710

These data/results cannot be reproduced, stored and/or transmitted in whole or in part by any manner of electronic, mechanical, photocopying, recording, broadcasting or otherwise now known or herein after developed without the previous express consent by the copyright owner, except for reproduction in daily press and regular printed publications on sale to the public within 60 days of the event related to those data/results and always provided that copyright symbol appears together as follows below.  
© DORNA, 2015





5403 m.

# bwin GRAND PRIX ČESKÉ REPUBLIKY

## Provisional Starting Grid

Race : 20 laps = 108.06 km



1	<b>1</b> 2'01.614 <b>5 Johann ZARCO</b> Kalex	<b>2</b> 2'01.873 <b>1 Tito RABAT</b> Kalex	<b>3</b> 2'01.901 <b>40 Alex RINS</b> Kalex
2	<b>4</b> 2'01.990 <b>11 Sandro CORTESE</b> Kalex	<b>5</b> 2'02.078 <b>12 Thomas LUTHI</b> Kalex	<b>6</b> 2'02.442 <b>77 Dominique AEGERTER</b> Kalex
3	<b>7</b> 2'02.535 <b>73 Alex MARQUEZ</b> Kalex	<b>8</b> 2'02.543 <b>21 Franco MORBIDELLI</b> Kalex	<b>9</b> 2'02.611 <b>49 Axel PONS</b> Kalex
4	<b>10</b> 2'02.634 <b>94 Jonas FOLGER</b> Kalex	<b>11</b> 2'02.711 <b>7 Lorenzo BALDASSARRI</b> Kalex	<b>12</b> 2'02.728 <b>3 Simone CORSI</b> Kalex
5	<b>13</b> 2'02.855 <b>22 Sam LOWES</b> Speed Up	<b>14</b> 2'02.860 <b>4 Randy KRUMMENACHER</b> Kalex	<b>15</b> 2'02.867 <b>39 Luis SALOM</b> Kalex
6	<b>16</b> 2'02.917 <b>30 Takaaki NAKAGAMI</b> Kalex	<b>17</b> 2'03.008 <b>55 Hafizh SYAHRIN</b> Kalex	<b>18</b> 2'03.011 <b>36 Mika KALLIO</b> Kalex
7	<b>19</b> 2'03.083 <b>19 Xavier SIMEON</b> Kalex	<b>20</b> 2'03.423 <b>96 Louis ROSSI</b> Tech 3	<b>21</b> 2'03.440 <b>23 Marcel SCHROTTER</b> Tech 3
8	<b>22</b> 2'03.558 <b>60 Julian SIMON</b> Speed Up	<b>23</b> 2'03.816 <b>95 Anthony WEST</b> Speed Up	<b>24</b> 2'03.859 <b>70 Robin MULHAUSER</b> Kalex

The results are provisional until the end of the limit for protest and appeals and until the ratification of the Event Management Committee.

Time limit for protest expires 60' at the latest after publication of the results - Mr. .... Time: .....

These data/results cannot be reproduced, stored and/or transmitted in whole or in part by any manner of electronic, mechanical, photocopying, recording, broadcasting or otherwise now known or herein after developed without the previous express consent by the copyright owner, except for reproduction in daily press and regular printed publications on sale to the public within 60 days of the event related to those data/results and always provided that copyright symbol appears together as follows below.

© DORNA, 2015





5403 m.

# bwin GRAND PRIX ČESKÉ REPUBLIKY

## Provisional Starting Grid

Race : 20 laps = 108.06 km

Moto2

23

9

**25**

2'03.982

**25 Azlan SHAH**

Kalex

**26**

2'04.073

**10 Thitipong WAROKORN**

Kalex

**27**

2'04.118

**57 Edgar PONS**

Kalex

10

**28**

2'04.234

**88 Ricard CARDUS**

Suter

**29**

2'04.309

**66 Florian ALT**

Suter

**30**

2'04.435

**97 Xavi VIERGE**

Tech 3

11

**31**

2'04.928

**2 Jesko RAFFIN**

Kalex

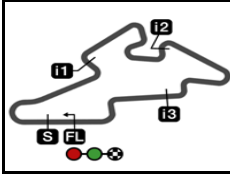
The results are provisional until the end of the limit for protest and appeals and until the ratification of the Event Management Committee.

Time limit for protest expires 60' at the latest after publication of the results - Mr. .... Time: .....

These data/results cannot be reproduced, stored and/or transmitted in whole or in part by any manner of electronic, mechanical, photocopying, recording, broadcasting or otherwise now known or herein after developed without the previous express consent by the copyright owner, except for reproduction in daily press and regular printed publications on sale to the public within 60 days of the event related to those data/results and always provided that copyright symbol appears together as follows below.

© DORNA, 2015





5403 m.

## bwin GRAND PRIX ČESKÉ REPUBLIKY

After the Qualifying

## Event Best Maximum Speed



Rider	Nation Team	Motorcycle	Km/h	
11 Sandro CORTESE	GER Dynavolt Intact GP	KALEX	260.8	Free Practice Nr. 2
39 Luis SALOM	SPA Paginas Amarillas HP 40	KALEX	260.2	Free Practice Nr. 1
12 Thomas LUTHI	SWI Derendinger Racing Interwetten	KALEX	260.2	Qualifying
36 Mika KALLIO	FIN Italtrans Racing Team	KALEX	259.8	Free Practice Nr. 1
57 Edgar PONS	SPA Paginas Amarillas HP 40	KALEX	259.5	Free Practice Nr. 1
40 Alex RINS	SPA Paginas Amarillas HP 40	KALEX	259.4	Free Practice Nr. 2
73 Alex MARQUEZ	SPA EG 0,0 Marc VDS	KALEX	258.4	Free Practice Nr. 3
77 Dominique AEGERTER	SWI Technomag Racing Interwetten	KALEX	258.3	Free Practice Nr. 2
7 Lorenzo BALDASSARRI	ITA Forward Racing	KALEX	258.0	Free Practice Nr. 2
1 Tito RABAT	SPA EG 0,0 Marc VDS	KALEX	257.9	Free Practice Nr. 1
60 Julian SIMON	SPA QMMF Racing Team	SPEED UP	257.7	Free Practice Nr. 1
5 Johann ZARCO	FRA Ajo Motorsport	KALEX	257.6	Free Practice Nr. 2
21 Franco MORBIDELLI	ITA Italtrans Racing Team	KALEX	257.6	Free Practice Nr. 3
94 Jonas FOLGER	GER AGR Team	KALEX	257.6	Free Practice Nr. 3
10 Thitipong WAROKORN	THA APH PTT The Pizza SAG	KALEX	257.6	Free Practice Nr. 3
55 Hafizh SYAHRIN	MAL Petronas Raceline Malaysia	KALEX	257.3	Free Practice Nr. 2
3 Simone CORSI	ITA Forward Racing	KALEX	257.3	Free Practice Nr. 3
49 Axel PONS	SPA AGR Team	KALEX	257.2	Free Practice Nr. 2
66 Florian ALT	GER E-Motion IodaRacing Team	SUTER	257.2	Free Practice Nr. 3
70 Robin MULHAUSER	SWI Technomag Racing Interwetten	KALEX	257.0	Free Practice Nr. 1
88 Ricard CARDUS	SPA JPMoto Malaysia	SUTER	257.0	Free Practice Nr. 3
95 Anthony WEST	AUS QMMF Racing Team	SPEED UP	257.0	Free Practice Nr. 1
96 Louis ROSSI	FRA Tasca Racing Scuderia Moto2	TECH 3	257.0	Free Practice Nr. 3
30 Takaaki NAKAGAMI	JPN IDEMITSU Honda Team Asia	KALEX	256.9	Free Practice Nr. 3
25 Azlan SHAH	MAL IDEMITSU Honda Team Asia	KALEX	256.9	Free Practice Nr. 1
2 Jesko RAFFIN	SWI sports-millions-EMWE-SAG	KALEX	256.9	Free Practice Nr. 3
19 Xavier SIMEON	BEL Federal Oil Gresini Moto2	KALEX	256.8	Free Practice Nr. 3
22 Sam LOWES	GBR Speed Up Racing	SPEED UP	256.3	Free Practice Nr. 1
97 Xavi VIERGE	SPA Tech 3	TECH 3	256.1	Free Practice Nr. 2
4 Randy KRUMMENACHER	SWI JIR Racing Team	KALEX	254.8	Free Practice Nr. 2
23 Marcel SCHROTTER	GER Tech 3	TECH 3	254.7	Free Practice Nr. 1

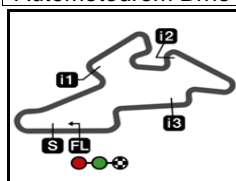
These data/results cannot be reproduced, stored and/or transmitted in whole or in part by any manner of electronic, mechanical, photocopying, recording, broadcasting or otherwise now known or herein after developed without the previous express consent by the copyright owner, except for reproduction in daily press and regular printed publications on sale to the public within 60 days of the event related to those data/results and always provided that copyright symbol appears together as follows below.

© DORNA, 2015

Official MotoGP Timing by TISSOT  
www.motogp.com

Brno, Saturday, August 15, 2015





5403 m.

## bwin GRAND PRIX ČESKÉ REPUBLIKY

## Qualifying

## Best Partial Times

## Moto2

IT Ideal Lap Time, sum of the best partial times

BT Best Lap Time

T1		T2		T3		T4				IT	BT	
Pos	Rider	Time	Rider	Time	Rider	Time	Rider	Time	Pos	Rider	IT	BT
1	J.ZARCO	31.364	S.CORSI	35.978	S.CORTESE	33.219	J.ZARCO	20.680	1	J.ZARCO	2'01.459	2'01.614 (1)
2	T.RABAT	31.534	J.ZARCO	36.021	T.RABAT	33.374	T.RABAT	20.692	2	T.RABAT	2'01.646	2'01.873 (2)
3	A.RINS	31.544	T.RABAT	36.046	A.RINS	33.380	A.RINS	20.752	3	A.RINS	2'01.806	2'01.901 (3)
4	T.LUTHI	31.563	A.RINS	36.130	T.LUTHI	33.382	S.CORTESE	20.756	4	S.CORTESE	2'01.862	2'01.990 (4)
5	D.AEGERTER	31.586	T.LUTHI	36.229	J.ZARCO	33.394	S.CORSI	20.790	5	T.LUTHI	2'01.964	2'02.078 (5)
6	S.CORTESE	31.619	S.CORTESE	36.268	F.MORBIDELLI	33.498	T.LUTHI	20.790	6	S.CORSI	2'02.080	2'02.728 (12)
7	A.MARQUEZ	31.640	L.BALDASSARRI	36.285	A.MARQUEZ	33.516	A.MARQUEZ	20.815	7	A.MARQUEZ	2'02.318	2'02.535 (7)
8	S.CORSI	31.657	D.AEGERTER	36.291	A.PONS	33.522	F.MORBIDELLI	20.856	8	D.AEGERTER	2'02.333	2'02.442 (6)
9	F.MORBIDELLI	31.661	R.KRUMMENACH	36.340	J.FOLGER	33.534	L.SALOM	20.866	9	F.MORBIDELLI	2'02.471	2'02.543 (8)
10	A.PONS	31.679	A.MARQUEZ	36.347	D.AEGERTER	33.553	X.SIMEON	20.880	10	J.FOLGER	2'02.489	2'02.634 (10)
11	J.FOLGER	31.699	S.LOWES	36.353	L.SALOM	33.554	A.PONS	20.897	11	A.PONS	2'02.553	2'02.611 (9)
12	T.NAKAGAMI	31.742	J.FOLGER	36.357	L.BALDASSARRI	33.593	J.FOLGER	20.899	12	L.BALDASSARRI	2'02.577	2'02.711 (11)
13	L.BALDASSARRI	31.755	L.SALOM	36.393	T.NAKAGAMI	33.619	D.AEGERTER	20.903	13	L.SALOM	2'02.617	2'02.867 (15)
14	S.LOWES	31.762	A.PONS	36.455	M.KALLIO	33.637	H.SYHRIN	20.904	14	R.KRUMMENACH	2'02.752	2'02.860 (14)
15	L.SALOM	31.804	F.MORBIDELLI	36.456	S.CORSI	33.655	R.KRUMMENACH	20.914	14	S.LOWES	2'02.752	2'02.855 (13)
16	R.KRUMMENACH	31.808	T.NAKAGAMI	36.476	S.LOWES	33.665	M.KALLIO	20.917	16	T.NAKAGAMI	2'02.760	2'02.917 (16)
17	H.SYHRIN	31.817	M.KALLIO	36.486	L.ROSSI	33.685	T.NAKAGAMI	20.923	17	M.KALLIO	2'02.888	2'03.011 (18)
18	X.SIMEON	31.840	J.SIMON	36.517	R.KRUMMENACH	33.690	L.ROSSI	20.938	18	H.SYHRIN	2'03.004	2'03.008 (17)
19	M.KALLIO	31.848	X.SIMEON	36.564	H.SYHRIN	33.703	L.BALDASSARRI	20.944	19	X.SIMEON	2'03.011	2'03.083 (19)
20	M.SCHROTTER	31.902	H.SYHRIN	36.580	X.SIMEON	33.727	S.LOWES	20.972	20	J.SIMON	2'03.254	2'03.558 (22)
21	J.SIMON	31.961	M.SCHROTTER	36.637	J.SIMON	33.774	M.SCHROTTER	20.992	21	L.ROSSI	2'03.277	2'03.423 (20)
22	L.ROSSI	31.989	L.ROSSI	36.665	E.PONS	33.832	J.SIMON	21.002	22	M.SCHROTTER	2'03.397	2'03.440 (21)
23	A.WEST	32.005	R.CARDUS	36.689	A.SHAH	33.862	A.WEST	21.012	23	A.WEST	2'03.637	2'03.816 (23)
24	E.PONS	32.061	A.WEST	36.706	M.SCHROTTER	33.866	R.MULHAUSER	21.095	24	R.MULHAUSE	2'03.816	2'03.859 (24)


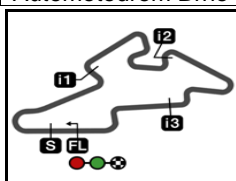
These data/results cannot be reproduced, stored and/or transmitted in whole or in part by any manner of electronic, mechanical, photocopying, recording, broadcasting or otherwise now known or herein after developed without the previous express consent by the copyright owner, except for reproduction in daily press and regular printed publications on sale to the public within 60 days of the event related to those data/results and always provided that copyright symbol appears together as follows below.

© DORNA, 2015

Official MotoGP Timing by TISSOT  
www.motogp.com



Automotodrom Brno

Results and timing service provided by  TISSOT

5403 m.

## bwin GRAND PRIX ČESKÉ REPUBLIKY

## Qualifying

## Best Partial Times

Moto2

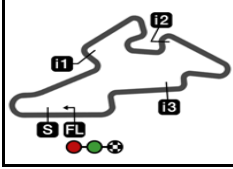
*IT* Ideal Lap Time, sum of the best partial times*BT* Best Lap Time

<i>T1</i>		<i>T2</i>		<i>T3</i>		<i>T4</i>				<i>IT</i>	<i>BT</i>	
<i>Pos</i>	<i>Rider</i>	<i>Time</i>	<i>Rider</i>	<i>Time</i>	<i>Rider</i>	<i>Time</i>	<i>Rider</i>	<i>Time</i>	<i>Pos</i>	<i>Rider</i>	<i>IT</i>	<i>BT</i>
25	R.CARDUS	32.070	R.MULHAUSER	36.707	A.WEST	33.914	E.PONS	21.097	25	<b>E.PONS</b>	2'03.820	2'04.118 (27)
26	<b>T.WAROKORN</b>	<b>32.073</b>	<b>T.WAROKORN</b>	<b>36.797</b>	<b>R.MULHAUSER</b>	<b>33.929</b>	<b>X.VIERGE</b>	<b>21.101</b>	26	<b>A.SHAH</b>	2'03.881	2'03.982 (25)
27	R.MULHAUSER	32.085	A.SHAH	36.812	T.WAROKORN	33.946	A.SHAH	21.109	27	<b>T.WAROKORN</b>	2'03.935	2'04.073 (26)
28	<b>A.SHAH</b>	<b>32.098</b>	<b>E.PONS</b>	<b>36.830</b>	<b>F.ALT</b>	<b>34.004</b>	<b>R.CARDUS</b>	<b>21.113</b>	28	<b>R.CARDUS</b>	2'03.973	2'04.234 (28)
29	F.ALT	32.192	X.VIERGE	36.909	X.VIERGE	34.053	T.WAROKORN	21.119	29	<b>F.ALT</b>	2'04.266	2'04.309 (29)
30	<b>J.RAFFIN</b>	<b>32.230</b>	<b>F.ALT</b>	<b>36.919</b>	<b>R.CARDUS</b>	<b>34.101</b>	<b>F.ALT</b>	<b>21.151</b>	30	<b>X.VIERGE</b>	2'04.297	2'04.435 (30)
31	X.VIERGE	32.234	J.RAFFIN	37.031	J.RAFFIN	34.281	J.RAFFIN	21.233	31	<b>J.RAFFIN</b>	2'04.775	2'04.928 (31)

These data/results cannot be reproduced, stored and/or transmitted in whole or in part by any manner of electronic, mechanical, photocopying, recording, broadcasting or otherwise now known or herein after developed without the previous express consent by the copyright owner, except for reproduction in daily press and regular printed publications on sale to the public within 60 days of the event related to those data/results and always provided that copyright symbol appears together as follows below.  
© DORNA, 2015

Official MotoGP Timing by TISSOT  
www.motogp.com






5403 m.

## bwin GRAND PRIX ČESKÉ REPUBLIKY

## Qualifying

## Fastest Laps Sequence

<i>Practice Time</i>	 <i>Rider</i>	<i>Nation</i>	<i>Motorcycle</i>	<i>Time</i>	<i>Km/h</i>	<i>Rider's Lap</i>
<b>4'09.508</b>	1 <b>Tito RABAT</b>	SPA	KALEX	<b>2'02.560</b>	158.7	2
<b>4'49.843</b>	12 <b>Thomas LUTHI</b>	SWI	KALEX	<b>2'02.078</b>	159.3	2
<b>4'54.402</b>	5 <b>Johann ZARCO</b>	FRA	KALEX	<b>2'02.010</b>	159.4	2
<b>6'11.476</b>	1 <b>Tito RABAT</b>	SPA	KALEX	<b>2'01.968</b>	159.4	3
<b>8'13.350</b>	1 <b>Tito RABAT</b>	SPA	KALEX	<b>2'01.874</b>	159.5	4
<b>8'58.247</b>	5 <b>Johann ZARCO</b>	FRA	KALEX	<b>2'01.763</b>	159.7	4
<b>10'59.861</b>	5 <b>Johann ZARCO</b>	FRA	KALEX	<b>2'01.614</b>	159.9	5

These data/results cannot be reproduced, stored and/or transmitted in whole or in part by any manner of electronic, mechanical, photocopying, recording, broadcasting or otherwise now known or herein after developed without the previous express consent by the copyright owner, except for reproduction in daily press and regular printed publications on sale to the public within 60 days of the event related to those data/results and always provided that copyright symbol appears together as follows below.

© DORNA, 2015

Official MotoGP Timing by TISSOT  
www.motogp.com

Brno, Saturday, August 15, 2015

