


5403 m.

bwin GRAND PRIX ČESKÉ REPUBLIKY

Qualifying
Classification

	Rider	Nation	Team	Motorcycle	Time	Lap	Total	Gap	Top Speed
1	23 Niccolò ANTONELLI	ITA	Ongetta-Rivacold	HONDA	2'07.667	13	13		221.8
2	52 Danny KENT	GBR	Leopard Racing	HONDA	2'07.669	14	14	0.002 0.002	218.7
3	9 Jorge NAVARRO	SPA	Estrella Galicia 0,0	HONDA	2'07.700	13	15	0.033 0.031	220.3
4	20 Fabio QUARTARARO	FRA	Estrella Galicia 0,0	HONDA	2'07.815	12	14	0.148 0.115	220.3
5	10 Alexis MASBOU	FRA	SAXOPRINT RTG	HONDA	2'07.886	9	11	0.219 0.071	222.5
6	41 Brad BINDER	RSA	Red Bull KTM Ajo	KTM	2'08.115	13	13	0.448 0.229	218.8
7	98 Karel HANIKA	CZE	Red Bull KTM Ajo	KTM	2'08.116	12	12	0.449 0.001	217.9
8	7 Efred VAZQUEZ	SPA	Leopard Racing	HONDA	2'08.283	12	12	0.616 0.167	219.5
9	88 Jorge MARTIN	SPA	MAPFRE Team MAHINDRA	MAHINDRA	2'08.322	10	12	0.655 0.039	219.1
10	17 John MCPHEE	GBR	SAXOPRINT RTG	HONDA	2'08.420	13	13	0.753 0.098	220.2
11	95 Jules DANILO	FRA	Ongetta-Rivacold	HONDA	2'08.483	11	13	0.816 0.063	216.6
12	44 Miguel OLIVEIRA	POR	Red Bull KTM Ajo	KTM	2'08.495	12	14	0.828 0.012	215.0
13	58 Juanfran GUEVARA	SPA	MAPFRE Team MAHINDRA	MAHINDRA	2'08.517	10	12	0.850 0.022	219.3
14	32 Isaac VIÑALES	SPA	RBA Racing Team	KTM	2'08.555	11	13	0.888 0.038	218.8
15	33 Enea BASTIANINI	ITA	Gresini Racing Team Moto3	HONDA	2'08.598	10	11	0.931 0.043	219.7
16	40 Darryn BINDER	RSA	Otox Reset Drink Team	MAHINDRA	2'08.616	12	14	0.949 0.018	219.1
17	2 Remy GARDNER	AUS	CIP	MAHINDRA	2'08.643	14	14	0.976 0.027	216.8
18	76 Hiroki ONO	JPN	Leopard Racing	HONDA	2'08.645	14	14	0.978 0.002	222.6
19	5 Romano FENATI	ITA	SKY Racing Team VR46	KTM	2'08.720	12	14	1.053 0.075	219.1
20	84 Jakub KORNFEIL	CZE	Drive M7 SIC	KTM	2'08.750	11	11	1.083 0.030	216.5
21	24 Tatsuki SUZUKI	JPN	CIP	MAHINDRA	2'08.856	3	6	1.189 0.106	213.8
22	55 Andrea LOCATELLI	ITA	Gresini Racing Team Moto3	HONDA	2'08.901	10	12	1.234 0.045	221.7
23	48 Lorenzo DALLA PORTA	ITA	Husqvarna Factory Laglisse	HUSQVARNA	2'08.950	12	14	1.283 0.049	222.0
24	65 Philipp OETTL	GER	Schedl GP Racing	KTM	2'08.953	12	15	1.286 0.003	213.6
25	91 Gabriel RODRIGO	ARG	RBA Racing Team	KTM	2'09.061	8	12	1.394 0.108	219.5
26	16 Andrea MIGNO	ITA	SKY Racing Team VR46	KTM	2'09.277	8	14	1.610 0.216	221.9
27	21 Francesco BAGNAIA	ITA	MAPFRE Team MAHINDRA	MAHINDRA	2'09.433	14	14	1.766 0.156	217.3
28	31 Niklas AJO	FIN	RBA Racing Team	KTM	2'09.433	2	5	1.766	217.4
29	11 Livio LOI	BEL	RW Racing GP	HONDA	2'09.473	14	14	1.806 0.040	220.2
30	19 Alessandro TONUCCI	ITA	Otox Reset Drink Team	MAHINDRA	2'09.583	6	6	1.916 0.110	213.3
31	29 Stefano MANZI	ITA	San Carlo Team Italia	MAHINDRA	2'09.653	14	14	1.986 0.070	217.9
32	6 Maria HERRERA	SPA	Husqvarna Factory Laglisse	HUSQVARNA	2'09.724	11	12	2.057 0.071	219.3
33	63 Zulfahmi KHAIRUDDIN	MAL	Drive M7 SIC	KTM	2'10.318	12	12	2.651 0.594	218.9
34	97 Maximilian KAPPLER	GER	SAXOPRINT-RTG	FTR HONDA	2'10.426	14	14	2.759 0.108	214.3
35	12 Matteo FERRARI	ITA	San Carlo Team Italia	MAHINDRA	2'10.695	13	14	3.028 0.269	218.3
36	86 Kevin HANUS	GER	Team Hanusch	HONDA	2'13.210	14	14	5.543 2.515	202.5

Practice condition: Dry

Air: 31°

Humidity: 38%

Ground: 43°

Fastest Lap:	Lap: 13	Niccolò ANTONELLI	2'07.667	152.3 Km/h
Circuit Record Lap:	2014	Romano FENATI	2'08.064	151.8 Km/h
Circuit Best Lap:	2013	Alex RINS	2'07.622	152.4 Km/h

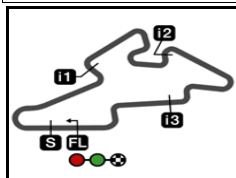
The results are provisional until the end of the limit for protest and appeals.

Time limit for protest expires 30' after publication of the results - Mr. Time:

These data/results cannot be reproduced, stored and/or transmitted in whole or in part by any manner of electronic, mechanical, photocopying, recording, broadcasting or otherwise now known or herein after developed without the previous express consent by the copyright owner, except for reproduction in daily press and regular printed publications on sale to the public within 60 days of the event related to those data/results and always provided that copyright symbol appears together as follows below.

© DORNA, 2015





5403 m.

bwin GRAND PRIX ČESKÉ REPUBLIKY

Qualifying

Top Speed & Average

21A



Rider	Nation	Motorcycle	Top 5 speeds					Average	Top
76 Hiroki ONO	JPN	HONDA	222.6	219.4	217.9	217.3	216.3	218.7	222.6
10 Alexis MASBOU	FRA	HONDA	222.5	217.2	216.7	216.4	215.4	217.6	222.5
48 Lorenzo DALLA PORTA	ITA	HUSQVARNA	222.0	219.3	216.8	216.3	216.0	217.7	222.0
16 Andrea MIGNO	ITA	KTM	221.9	219.3	218.4	216.8	216.5	218.2	221.9
23 Niccolò ANTONELLI	ITA	HONDA	221.8	218.0	215.3	214.5	214.3	216.8	221.8
55 Andrea LOCATELLI	ITA	HONDA	221.7	220.4	219.8	219.5	219.1	220.1	221.7
9 Jorge NAVARRO	SPA	HONDA	220.3	219.5	218.8	216.9	216.9	218.5	220.3
20 Fabio QUARTARARO	FRA	HONDA	220.3	215.7	215.1	214.5	213.7	215.5	220.3
11 Livio LOI	BEL	HONDA	220.2	220.0	217.3	216.2	213.9	216.9	220.2
17 John MCPHEE	GBR	HONDA	220.2	219.2	217.6	216.8	216.1	218.0	220.2
33 Enea BASTIANINI	ITA	HONDA	219.7	217.6	213.3	211.6	211.3	214.7	219.7
7 Efen VAZQUEZ	SPA	HONDA	219.5	219.3	218.9	218.8	217.2	218.7	219.5
91 Gabriel RODRIGO	ARG	KTM	219.5	218.7	217.3	216.3	216.1	217.6	219.5
6 Maria HERRERA	SPA	HUSQVARNA	219.3	217.5	217.5	217.0	215.3	217.3	219.3
58 Juanfran GUEVARA	SPA	MAHINDRA	219.3	218.3	217.3	215.3	215.0	216.7	219.3
40 Darryn BINDER	RSA	MAHINDRA	219.1	214.5	213.6	212.6	211.6	214.3	219.1
5 Romano FENATI	ITA	KTM	219.1	216.2	215.6	214.5	214.4	216.0	219.1
88 Jorge MARTIN	SPA	MAHINDRA	219.1	216.0	215.4	215.4	213.4	215.9	219.1
63 Zulfahmi KHAIRUDDIN	MAL	KTM	218.9	215.3	215.1	215.0	214.6	215.8	218.9
32 Isaac VIÑALES	SPA	KTM	218.8	217.8	216.9	215.6	214.7	216.8	218.8
41 Brad BINDER	RSA	KTM	218.8	216.5	216.3	216.1	215.1	216.6	218.8
52 Danny KENT	GBR	HONDA	218.7	217.1	215.2	215.1	214.7	216.2	218.7
12 Matteo FERRARI	ITA	MAHINDRA	218.3	212.6	212.5	212.0	211.4	213.4	218.3
29 Stefano MANZI	ITA	MAHINDRA	217.9	215.4	213.7	213.5	213.3	214.8	217.9
98 Karel HANIKA	CZE	KTM	217.9	217.7	217.0	216.6	214.4	216.7	217.9
31 Niklas AJO	FIN	KTM	217.4	217.2	213.7	210.1		214.6	217.4
21 Francesco BAGNAIA	ITA	MAHINDRA	217.3	215.6	214.4	213.6	213.5	214.9	217.3
2 Remy GARDNER	AUS	MAHINDRA	216.8	214.7	214.1	213.9	213.6	214.5	216.8
95 Jules DANILO	FRA	HONDA	216.6	215.9	215.5	214.5	213.6	215.2	216.6
84 Jakub KORNFEIL	CZE	KTM	216.5	215.6	213.5	213.3	212.5	214.3	216.5
44 Miguel OLIVEIRA	POR	KTM	215.0	214.4	212.7	212.6	212.2	213.4	215.0
97 Maximilian KAPPLER	GER	FTR HONDA	214.3	213.6	206.7	206.5	205.9	209.4	214.3
24 Tatsuki SUZUKI	JPN	MAHINDRA	213.8	212.9	210.4	205.5		210.7	213.8
65 Philipp OETTL	GER	KTM	213.6	212.9	212.8	212.5	212.3	212.8	213.6
19 Alessandro TONUCCI	ITA	MAHINDRA	213.3	213.3	212.5	212.3		212.9	213.3
86 Kevin HANUS	GER	HONDA	202.5	201.7	201.3	201.1	201.1	201.5	202.5

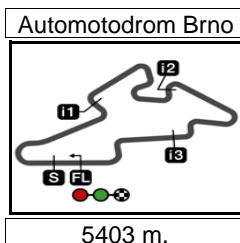
These data/results cannot be reproduced, stored and/or transmitted in whole or in part by any manner of electronic, mechanical, photocopying, recording, broadcasting or otherwise now known or herein after developed without the previous express consent by the copyright owner, except for reproduction in daily press and regular printed publications on sale to the public within 60 days of the event related to those data/results and always provided that copyright symbol appears together as follows below.

© DORNA, 2015

Official MotoGP Timing by TISSOT
www.motogp.com



Brno, Saturday, August 15, 2015



Results and timing service provided by TISSOT

Moto3

bwin GRAND PRIX ČESKÉ REPUBLIKY

Qualifying

Chronological Analysis of Performances

22A

P Crossing the finish line in pit lane		T1 Time from finish line to 1st intermediate		T2 Time from 1st intermed. to 2nd intermed.		T3 Time from 2nd intermed. to 3rd intermed.		T4 Time from 3rd intermediate to finish line					
Lap	Lap Time	T1	T2	T3	T4	Speed	Lap	Lap Time	T1	T2	T3	T4	Speed
1st	23	Niccolò ANTONELLI Ongetta-Rivacold ITA			Runs=3 Total laps=13 Full laps=8								
1	3'14.904	1'19.869	48.396	36.946	29.693								
2	2'08.879	34.047	37.483	35.194	22.155	213.8							
3	2'09.064	33.757	37.670	35.172	22.465	221.8							
4	2'11.978	34.783	38.998	35.224	22.973	212.8							
5	2'10.279 P	34.038	37.546	35.215	23.480	214.3							
6	8'27.753	6'51.987	37.843	35.439	22.484								
7	2'09.268	34.056	37.532	35.282	22.398	211.0							
8	2'09.449	34.178	37.423	35.333	22.515	212.9							
9	2'15.764 P	34.297	37.580	38.493	25.394	211.2							
10	6'51.172	5'13.130	37.870	35.808	24.364								
11	2'08.340	33.788	37.346	35.018	22.188	214.5							
12	2'07.923	33.747	37.156	34.871	22.149	215.3							
13	2'07.667	33.525	37.207	34.884	22.051	218.0							
4th	20	Fabio QUARTARAR Estrella Galicia 0,0 FRA			Runs=3 Total laps=14 Full laps=9								
1	2'46.864	1'08.547	39.423	36.177	22.717								
2	2'09.183	34.248	37.246	35.157	22.532	211.0							
3	2'08.870	34.149	37.237	35.142	22.342	211.1							
4	2'09.332	34.105	37.378	35.232	22.617	210.3							
5	2'16.609 P	37.202	38.258	35.924	25.225	208.0							
6	5'29.666	3'52.519	38.783	35.801	22.563								
7	2'08.347	33.848	37.178	35.114	22.207	213.7							
8	2'08.020	33.631	37.169	34.989	22.231	211.8							
9	2'08.430	33.790	37.296	35.003	22.341	214.5							
10	2'14.988 P	34.227	39.377	36.463	24.921	215.7							
11	8'04.641	6'22.666	41.572	37.276	23.127								
12	2'07.815	33.570	37.122	34.822	22.301	213.7							
13	2'08.288	33.651	37.490	35.055	22.092	215.1							
14	2'08.611	33.896	37.394	35.053	22.268	220.3							
2nd	52	Danny KENT Leopard Racing GBR			Runs=3 Total laps=14 Full laps=9								
1	3'20.499	1'31.248	41.846	38.184	29.221								
2	2'09.285	34.175	37.480	35.232	22.398	211.6							
3	2'08.891	34.072	37.304	35.124	22.391	212.0							
4	2'08.852	34.064	37.179	35.140	22.469	210.5							
5	2'08.516	33.922	37.229	35.070	22.295	211.8							
6	2'19.349 P	36.004	39.273	36.375	27.697	209.9							
7	5'39.134	3'45.664	41.077	49.588	22.805								
8	2'15.182	33.911	37.347	41.420	22.504	217.1							
9	2'07.848	33.846	36.994	34.886	22.122	215.1							
10	2'16.845 P	34.473	39.764	35.995	26.613	214.7							
11	7'05.637	5'23.477	41.657	36.545	23.958								
12	2'08.344	33.660	37.279	35.060	22.345	213.8							
13	2'24.692	33.848	43.825	44.464	22.555	215.2							
14	2'07.669	33.642	37.205	34.797	22.025	218.7							
5th	10	Alexis MASBOU SAXOPRINT RTG FRA			Runs=3 Total laps=11 Full laps=6								
1	2'43.469	1'04.045	38.615	37.124	23.685								
2	2'09.746	34.292	37.734	35.259	22.461	213.7							
3	2'09.351	34.128	37.375	35.369	22.479	215.4							
4	2'12.913 P	34.480	38.266	36.292	23.875	213.0							
5	7'42.696	6'04.909	38.885	35.598	23.304								
6	2'09.145	33.969	37.373	35.534	22.269	213.3							
7	2'16.197 P	33.963	37.367	35.029	29.838	216.4							
8	12'23.004	10'26.410	46.147	45.231	25.216								
9	2'07.886	33.599	37.222	35.006	22.059	217.2							
10	2'09.181	33.638	37.478	35.529	22.536	222.5							
11	2'08.748	33.848	37.349	35.159	22.392	216.7							
6th	41	Brad BINDER Red Bull KTM Ajo RSA			Runs=4 Total laps=13 Full laps=7								
1	3'13.439	1'28.524	39.064	36.400	29.451								
2	2'08.672	34.125	37.201	34.963	22.383	216.1							
3	2'08.737	33.890	37.232	35.095	22.520	216.5							
4	2'09.060	34.471	37.262	34.944	22.383	210.8							
5	2'12.699 P	34.701	37.462	35.428	25.108	205.9							
6	6'34.407 P	4'41.062	38.832	45.171	29.342								
7	2'27.091	51.763	37.509	35.297	22.522								
8	2'08.663	33.755	37.532	35.108	22.268	213.8							
9	2'08.717	33.843	37.461	35.034	22.379	215.1							
10	2'14.047 P	34.062	37.567	35.640	26.778	213.6							
11	8'25.819	6'32.763	38.967	48.827	25.262								
12	2'08.692	33.984	37.511	35.003	22.194	218.8							
13	2'08.115	33.623	37.360	34.987	22.145	216.3							
7th	98	Karel HANIKA Red Bull KTM Ajo CZE			Runs=4 Total laps=12 Full laps=6								
1	3'13.574	1'26.514	40.844	36.722	29.494								
2	2'08.677	34.014	37.327	35.000	22.336	217.0							

Fastest Lap: Niccolò ANTONELLI Ongetta-Rivacold ITA **2'07.667** 33.525 37.207 34.884 22.051

These data/results cannot be reproduced, stored and/or transmitted in whole or in part by any manner of electronic, mechanical, photocopying, recording, broadcasting or otherwise now known or herein after developed without the previous express consent by the copyright owner, except for reproduction in daily press and regular printed publications on sale to the public within 60 days of the event related to those data/results and always provided that copyright symbol appears together as follows below.
© DORNA, 2015



Qualifying

Moto3

Lap	Lap Time	T1	T2	T3	T4	Speed	Lap	Lap Time	T1	T2	T3	T4	Speed
3	2'08.832	33.983	37.177	35.251	22.421	217.9	5	2'10.794	34.767	37.888	35.628	22.511	209.5
4	2'08.757	34.092	37.137	35.047	22.481	216.6	6	2'15.837 P	35.099	38.209	36.052	26.477	208.4
5	2'20.683 P	35.720	38.554	40.052	26.357	202.5	7	6'30.369	4'53.175	39.118	35.489	22.587	
6	6'21.911	4'34.122	38.211	43.715	25.863		8	2'10.090	34.187	37.734	35.562	22.607	210.4
7	2'12.253	34.143	37.700	37.491	22.919	208.6	9	2'18.594 P	34.559	39.076	39.608	25.351	210.7
8	2'22.487 P	34.688	41.192	38.007	28.600	214.4	10	9'00.113	7'17.946	40.628	37.845	23.694	
9	10'36.974 P	8'49.269	38.840	41.354	27.511		11	2'08.483	33.687	37.350	35.218	22.228	215.9
10	2'28.686	51.655	38.028	35.849	23.154		12	2'09.153	33.871	37.465	35.410	22.407	214.5
11	2'08.798	34.054	37.338	35.104	22.302	211.9	13	2'08.548	33.722	37.426	35.085	22.315	216.6
12	2'08.116	33.706	37.271	34.987	22.152	217.7							
8th 7 Efren VAZQUEZ Leopard Racing SPA							12th 44 Miguel OLIVEIRA Red Bull KTM Ajo POR						
Runs=4 Total laps=12 Full laps=6							Runs=4 Total laps=14 Full laps=8						
1	3'15.981	1'18.837	50.434	37.028	29.682		1	3'13.230	1'27.774	38.242	36.172	31.042	
2	2'08.831	34.027	37.421	35.183	22.200	216.7	2	2'08.719	34.016	37.220	34.968	22.515	211.5
3	2'08.443	33.710	37.390	35.190	22.153	218.8	3	2'08.989	34.187	37.194	35.177	22.431	211.5
4	2'11.035	34.027	37.721	35.300	23.987	218.9	4	2'08.874	34.077	37.149	35.075	22.573	214.4
5	2'16.024 P	33.926	37.735	35.609	28.754	219.3	5	2'18.535 P	35.401	38.717	36.892	27.525	208.2
6	6'25.450	4'44.294	37.912	36.628	26.616		6	6'26.823 P	4'40.784	38.037	39.452	28.550	
7	2'08.579	33.837	37.384	34.964	22.394	213.6	7	2'26.666	51.425	37.478	35.291	22.472	
8	2'21.379 P	36.776	38.487	38.269	27.847	213.8	8	2'08.763	33.940	37.301	35.078	22.444	212.6
9	10'38.462 P	8'51.273	41.201	40.152	25.836		9	2'09.028	34.167	37.278	35.110	22.473	212.7
10	2'28.799	53.555	37.620	35.267	22.357		10	2'21.637 P	37.199	39.186	36.776	28.476	211.0
11	2'08.350	33.751	37.304	35.042	22.253	219.5	11	6'45.039	5'09.512	37.770	35.235	22.522	
12	2'08.283	33.817	37.374	34.988	22.104	217.2	12	2'08.495	33.845	37.228	35.063	22.359	210.8
							13	2'08.699	33.985	37.306	35.056	22.352	212.2
							14	2'09.137	34.034	37.258	35.281	22.564	215.0
9th 88 Jorge MARTIN MAPFRE Team MAHI SPA							13th 58 Juanfran GUEVARA MAPFRE Team MAHI SPA						
Runs=3 Total laps=12 Full laps=7							Runs=3 Total laps=12 Full laps=7						
1	2'42.153	1'02.682	39.416	36.854	23.201		1	2'42.452	1'03.751	38.717	36.913	23.071	
2	2'09.205	34.183	37.331	35.135	22.556	213.4	2	2'09.409	34.188	37.538	35.286	22.397	214.9
3	2'09.195	33.997	37.383	35.292	22.523	210.6	3	2'10.023	34.259	37.645	35.591	22.528	215.0
4	2'15.656	35.909	38.420	38.571	22.756	209.0	4	2'13.004	34.045	38.342	37.065	23.552	215.0
5	2'12.611 P	34.268	37.866	35.761	24.716	215.4	5	2'16.266 P	34.888	40.180	35.816	25.382	212.3
6	6'35.158	4'58.531	38.261	35.797	22.569		6	6'51.468	5'03.353	38.529	43.611	25.975	
7	2'09.299	33.837	37.581	35.355	22.526	209.8	7	2'12.444	34.417	39.576	36.027	22.424	213.7
8	2'13.456 P	33.913	39.381	36.254	23.908	210.7	8	2'21.272 P	34.102	38.082	36.667	32.421	215.3
9	11'18.833	9'35.142	42.019	38.305	23.367		9	10'49.379	9'01.343	40.667	41.395	25.974	
10	2'08.322	33.673	37.490	34.978	22.181	215.4	10	2'08.517	33.708	37.521	35.069	22.219	219.3
11	2'10.548	33.667	37.466	35.635	23.780	219.1	11	2'09.545	33.685	37.907	35.366	22.587	218.3
12	2'08.582	33.737	37.538	35.104	22.203	216.0	12	2'09.562	33.918	37.654	35.402	22.588	217.3
10th 17 John MCPHEE SAXOPRINT RTG GBR							14th 32 Isaac VIÑALES RBA Racing Team SPA						
Runs=3 Total laps=13 Full laps=8							Runs=3 Total laps=13 Full laps=8						
1	3'13.994	1'17.079	43.782	42.707	30.426		1	3'15.162	1'16.194	52.489	36.644	29.835	
2	2'09.398	33.850	37.661	35.464	22.423	216.1	2	2'09.155	33.915	37.509	35.283	22.448	214.7
3	2'10.474	34.009	38.005	35.411	23.049	219.2	3	2'08.892	33.975	37.436	35.154	22.327	214.4
4	2'10.202	33.904	37.880	35.594	22.824	216.8	4	2'09.907	34.202	37.694	35.284	22.727	217.8
5	2'15.446 P	34.298	37.897	35.955	27.296	213.1	5	2'17.314 P	35.403	38.469	35.519	27.923	208.3
6	5'49.081	4'09.635	39.020	37.506	22.920		6	8'23.258	6'47.357	37.994	35.468	22.439	
7	2'25.438	40.913	43.455	38.535	22.535	208.2	7	2'09.221	34.030	37.497	35.202	22.492	212.1
8	2'09.510	33.886	37.787	35.354	22.483	211.6	8	2'09.270	34.056	37.479	35.225	22.510	213.6
9	2'17.512 P	36.824	38.530	36.386	25.772	210.8	9	2'14.043 P	34.074	37.538	36.048	26.383	212.1
10	8'53.184	7'06.556	40.037	41.891	24.700		10	6'45.777	5'04.537	40.192	37.448	23.600	
11	2'18.775	37.695	38.367	38.038	24.675	207.7	11	2'08.555	33.622	37.322	35.206	22.405	215.6
12	2'12.371	33.647	37.721	37.444	23.559	217.6	12	2'17.890	33.594	37.559	44.420	22.317	216.9
13	2'08.420	33.486	37.442	35.143	22.349	220.2	13	2'09.329	33.815	37.664	35.317	22.533	218.8
11th 95 Jules DANILO Ongetta-Rivacold FRA							15th 33 Enea BASTIANINI Gresini Racing Team ITA						
Runs=3 Total laps=13 Full laps=8							Runs=3 Total laps=11 Full laps=6						
1	2'52.324	1'10.464	42.854	36.509	22.497		1	3'11.860	1'27.045	40.181	36.429	28.205	
2	2'09.931	34.261	37.839	35.356	22.475	213.6	2	2'11.361	35.136	38.337	35.477	22.411	209.7
3	2'09.464	34.135	37.825	35.259	22.245	213.2	3	2'09.580	34.019	37.691	35.340	22.530	217.6
4	2'09.598	34.294	37.580	35.162	22.562	215.5							

Fastest Lap: Niccolò ANTONELLI Ongetta-Rivacold ITA **2'07.667** 33.525 37.207 34.884 22.051

These data/results cannot be reproduced, stored and/or transmitted in whole or in part by any manner of electronic, mechanical, photocopying, recording, broadcasting or otherwise now known or herein after developed without the previous express consent by the copyright owner, except for reproduction in daily press and regular printed publications on sale to the public within 60 days of the event related to those data/results and always provided that copyright symbol appears together as follows below.
© DORNA, 2015



Qualifying

Moto3

Lap	Lap Time	T1	T2	T3	T4	Speed	Lap	Lap Time	T1	T2	T3	T4	Speed		
4	2'14.794	P	34.108	37.707	35.519	27.460	211.3	2	2'09.760	34.052	37.706	35.464	22.538	214.5	
5	1'127.764		9'47.900	39.932	37.425	22.507		3	2'09.584	34.038	37.698	35.400	22.448	214.4	
6	2'09.575		33.791	37.721	35.468	22.595	213.3	4	2'09.583	34.193	37.627	35.373	22.390	212.8	
7	2'13.680		35.174	38.456	37.414	22.636	210.5	5	2'09.968	34.038	37.755	35.732	22.443	216.2	
8	2'13.767	P	34.235	37.700	37.233	24.599	211.6	6	2'20.976	P	36.753	39.429	36.599	28.195	200.6
9	7'57.240		6'19.181	38.972	36.124	22.963		7	7'39.535		6'01.492	38.897	35.892	23.254	
10	2'08.598		33.609	37.465	35.129	22.395	219.7	8	2'09.505	34.197	37.536	35.305	22.467	213.1	
11	2'09.468		34.259	37.428	35.290	22.491	210.8	9	2'09.513	34.029	37.685	35.355	22.444	214.1	

16th 40 Darryn BINDER Outox Reset Drink Te RSA

Runs=3	Total laps=14	Full laps=9					
1	2'56.541	1'13.495	41.980	37.364	23.702		
2	2'23.185	36.952	42.564	40.067	23.602	191.6	
3	2'11.795	34.668	37.995	36.545	22.587	208.8	
4	2'09.745	34.054	37.689	35.357	22.645	213.6	
5	2'09.777	34.289	37.513	35.430	22.545	209.9	
6	2'15.417	P	34.490	38.850	36.147	25.930	207.4
7	7'57.505		6'17.973	40.004	36.191	23.337	
8	2'14.980	36.752	38.047	37.458	22.723	207.9	
9	2'10.551	34.323	37.826	35.525	22.877	212.6	
10	2'15.617	P	34.500	38.143	35.871	27.103	208.0
11	4'59.870		3'20.289	39.346	36.799	23.436	
12	2'08.616	33.756	37.349	35.156	22.355	214.5	
13	2'09.897	33.631	37.529	36.138	22.599	219.1	
14	2'09.193	34.184	37.387	35.267	22.355	211.6	

17th 2 Remy GARDNER CIP AUS

Runs=3	Total laps=14	Full laps=9					
1	2'42.417	1'03.301	39.024	36.797	23.295		
2	2'09.742	34.413	37.568	35.248	22.513	210.4	
3	2'09.638	34.036	37.509	35.507	22.586	213.6	
4	2'15.000	34.399	38.983	38.786	22.832	209.0	
5	2'16.358	P	34.187	38.431	36.235	27.505	212.8
6	5'23.259		3'46.040	38.395	35.645	23.179	
7	2'09.795	34.636	37.410	35.334	22.415	205.4	
8	2'09.715	33.984	37.671	35.565	22.495	210.2	
9	2'09.672	34.019	37.698	35.527	22.428	214.1	
10	2'13.524	P	34.230	38.047	35.633	25.614	214.7
11	8'09.683		6'31.584	37.862	35.668	24.569	
12	2'08.708	33.709	37.289	35.185	22.525	213.9	
13	2'14.268	33.944	37.474	38.063	24.787	213.6	
14	2'08.643	33.780	37.283	35.219	22.361	216.8	

18th 76 Hiroki ONO Leopard Racing JPN

Runs=3	Total laps=14	Full laps=9					
1	3'05.959	1'11.861	43.429	44.740	25.929		
2	2'17.026	36.197	41.423	36.835	22.571	209.1	
3	2'10.089	34.151	37.953	35.430	22.555	216.0	
4	2'10.525	34.169	37.604	35.682	23.070	217.9	
5	2'17.741	P	34.207	38.334	36.783	28.417	217.3
6	6'21.740		4'33.683	39.326	42.101	26.630	
7	2'13.080	34.227	39.160	36.809	22.884	214.0	
8	2'10.727	34.196	37.939	35.749	22.843	214.6	
9	2'19.085	36.122	41.920	37.778	23.265	213.4	
10	2'18.548	P	34.570	38.357	36.540	29.081	212.4
11	6'18.936		4'29.635	43.025	40.704	25.572	
12	2'09.896	33.919	38.399	35.221	22.357	216.3	
13	2'11.742	33.603	37.591	36.380	24.168	219.4	
14	2'08.645	33.622	37.417	35.248	22.358	222.6	

19th 5 Romano FENATI SKY Racing Team VR ITA

Runs=3	Total laps=14	Full laps=9			
1	2'47.836	1'00.255	40.931	43.844	22.806

Lap	Lap Time	T1	T2	T3	T4	Speed	
2	2'09.760	34.052	37.706	35.464	22.538	214.5	
3	2'09.584	34.038	37.698	35.400	22.448	214.4	
4	2'09.583	34.193	37.627	35.373	22.390	212.8	
5	2'09.968	34.038	37.755	35.732	22.443	216.2	
6	2'20.976	P	36.753	39.429	36.599	28.195	200.6
7	7'39.535		6'01.492	38.897	35.892	23.254	
8	2'09.505	34.197	37.536	35.305	22.467	213.1	
9	2'09.513	34.029	37.685	35.355	22.444	214.1	
10	2'15.806	P	35.581	39.141	36.561	24.523	213.2
11	5'38.280		3'56.178	41.664	36.467	23.971	
12	2'08.720	33.681	37.434	35.262	22.343	215.6	
13	2'24.431	33.929	43.539	44.093	22.870	213.3	
14	2'08.994	33.631	37.700	35.310	22.353	219.1	

20th 84 Jakub KORNFEIL Drive M7 SIC CZE

Runs=2	Total laps=11	Full laps=8					
1	2'51.173	1'13.485	39.440	35.845	22.403		
2	2'09.416	33.983	37.537	35.455	22.441	216.5	
3	2'11.902	34.240	37.646	37.458	22.558	213.5	
4	2'09.071	34.222	37.293	35.142	22.414	213.3	
5	2'12.222	35.281	38.516	35.695	22.730	215.6	
6	2'09.637	34.278	37.515	35.254	22.590	210.6	
7	2'21.825	P	37.229	40.133	36.988	27.475	201.4
8	17'29.503		15'48.677	38.462	36.418	25.946	
9	2'13.221	34.083	37.795	38.008	23.335	208.8	
10	2'11.029	34.112	38.469	36.005	22.443	208.9	
11	2'08.750	33.779	37.500	35.219	22.252	212.5	

21st 24 Tatsuki SUZUKI CIP JPN

Runs=2	Total laps=6	Full laps=3					
1	2'46.878	1'08.049	40.153	35.645	23.031		
2	2'09.307	34.387	37.343	35.051	22.526	210.4	
3	2'08.856	34.177	37.385	34.989	22.305	213.8	
4	2'09.728	34.108	37.357	35.468	22.795	212.9	
5	2'17.905	P	36.339	38.062	36.166	27.338	205.5
6	5'27.491		3'50.950	38.254	35.644	22.643	

22nd 55 Andrea LOCATELLI Gresini Racing Team ITA

Runs=3	Total laps=12	Full laps=7					
1	3'13.677	1'09.879	47.973	45.510	30.315		
2	2'09.984	34.328	37.786	35.348	22.522	219.5	
3	2'09.958	34.060	37.870	35.589	22.439	218.6	
4	2'09.734	34.002	37.681	35.402	22.649	217.5	
5	2'17.516	P	34.794	38.562	35.692	28.468	215.1
6	9'14.770		7'33.494	39.982	37.638	23.656	
7	2'09.600	33.989	37.867	35.347	22.397	216.4	
8	2'14.280	P	34.035	38.213	35.816	26.216	219.8
9	8'03.112		6'16.134	45.487	37.841	23.650	
10	2'08.901	33.617	37.705	35.215	22.364	219.1	
11	2'09.246	33.918	37.799	35.183	22.346	221.7	
12	2'09.612	34.331	37.794	35.193	22.294	220.4	

23rd 48 Lorenzo DALLA PO Husqvarna Factory La ITA

Runs=3	Total laps=14	Full laps=9					
1	2'50.983	1'13.034	39.542	35.891	22.516		
2	2'09.648	34.072	37.782	35.398	22.396	216.8	
3	2'10.690	34.055	37.675	36.315	22.645	216.3	
4	2'09.886	34.326	37.672	35.315	22.573	214.4	
5	2'13.756	P	34.476	37.690	35.688	25.902	210.3
6	5'56.957		4'12.115	38.234	43.772	22.836	
7	2'22.960	34.440	37.853	48.005	22.662	211.1	
8	2'10.232	34.019	37.918	35.536	22.759	216.0	
9	2'17.624	36.160	40.042	37.400	24.022	212.5	

Fastest Lap: Niccolò ANTONELLI Ongetta-Rivacold ITA 2'07.667 33.525 37.207 34.884 22.051

These data/results cannot be reproduced, stored and/or transmitted in whole or in part by any manner of electronic, mechanical, photocopying, recording, broadcasting or otherwise now known or herein after developed without the previous express consent by the copyright owner, except for reproduction in daily press and regular printed publications on sale to the public within 60 days of the event related to those data/results and always provided that copyright symbol appears together as follows below.
© DORNA, 2015



Qualifying

Moto3

Lap	Lap Time	T1	T2	T3	T4	Speed	Lap	Lap Time	T1	T2	T3	T4	Speed
10	2'13.267 P	34.365	38.315	36.158	24.429	214.0	6	7'11.470	5'32.712	39.888	36.168	22.702	
11	7'04.567	5'24.613	39.404	36.452	24.098		7	2'10.226	34.317	38.034	35.335	22.540	209.7
12	2'08.950	33.660	37.593	35.165	22.532	219.3	8	2'09.794	34.177	37.726	35.395	22.496	209.7
13	2'09.073	33.611	37.784	35.249	22.429	222.0	9	2'10.362	34.306	38.022	35.600	22.434	213.6
14	2'09.466	33.934	37.965	35.305	22.262	216.0	10	2'10.072	34.135	37.842	35.521	22.574	214.4

24th 65 Philipp OETTL Schedl GP Racing GER
 Runs=3 Total laps=15 Full laps=10

1	2'15.178	37.238	39.074	36.043	22.823	
2	2'11.797	34.674	38.491	35.847	22.785	210.3
3	2'11.184	34.564	38.155	35.749	22.716	211.2
4	2'11.354	34.592	38.263	35.766	22.733	210.0
5	2'18.807 P	35.840	39.516	37.088	26.363	210.0
6	6'13.701	4'37.756	37.969	35.473	22.503	
7	2'09.687	34.124	37.884	35.311	22.368	211.3
8	2'09.470	33.961	37.848	35.212	22.449	212.3
9	2'09.429	34.132	37.675	35.256	22.366	213.6
10	2'16.222 P	36.022	38.884	36.536	24.780	212.9
11	6'09.045	4'32.784	38.308	35.553	22.400	
12	2'08.953	33.911	37.532	35.129	22.381	211.6
13	2'09.400	33.877	37.704	35.406	22.413	211.8
14	2'09.448	34.087	37.714	35.234	22.413	212.5
15	2'09.728	34.137	37.776	35.382	22.433	212.8

25th 91 Gabriel RODRIGO RBA Racing Team ARG
 Runs=4 Total laps=12 Full laps=5

1	2'51.410	1'12.411	39.744	36.692	22.563	
2	2'09.360	33.983	37.611	35.429	22.337	216.3
3	2'10.514	34.131	37.767	35.864	22.752	218.7
4	2'10.233	34.489	38.017	35.240	22.487	214.4
5	2'20.033 P	34.697	40.869	37.504	26.963	215.3
6	8'42.370	7'06.517	38.117	35.253	22.483	
7	2'09.330	34.079	37.734	35.197	22.320	216.1
8	2'09.061	34.050	37.425	35.182	22.404	219.5
9	2'14.303 P	34.110	37.637	36.010	26.546	217.3
10	7'19.934	5'24.343	48.045	43.851	23.695	
11	2'12.546 P	33.947	37.764	35.932	24.903	213.4
12	4'36.453	2'55.178	41.046	37.017	23.212	

26th 16 Andrea MIGNO SKY Racing Team VR ITA
 Runs=3 Total laps=14 Full laps=9

1	2'48.187	1'00.529	40.895	42.125	24.638	
2	2'10.188	34.390	37.746	35.548	22.504	214.4
3	2'10.549	34.100	37.908	36.202	22.339	219.3
4	2'15.364	34.111	39.229	39.326	22.698	216.5
5	2'11.153	34.464	38.027	36.074	22.588	211.5
6	2'14.559 P	34.545	38.165	35.832	26.017	212.9
7	6'33.877	4'57.375	38.117	35.677	22.708	
8	2'09.277	33.996	37.715	35.239	22.327	216.8
9	2'10.503	33.983	38.256	35.668	22.596	218.4
10	2'13.996 P	34.311	37.993	35.783	25.909	214.1
11	6'42.423	5'00.959	40.741	36.885	23.838	
12	2'09.518	33.829	37.703	35.274	22.712	215.4
13	2'23.179	34.146	42.898	43.531	22.604	221.9
14	2'09.695	34.290	37.576	35.394	22.435	216.5

27th 21 Francesco BAGNAI MAPFRE Team MAHI ITA
 Runs=3 Total laps=14 Full laps=9

1	2'41.976	1'02.714	39.140	37.026	23.096	
2	2'09.850	34.512	37.563	35.282	22.493	210.1
3	2'09.674	34.213	37.471	35.452	22.538	213.4
4	2'14.315	34.298	41.488	35.878	22.651	210.4
5	2'14.306 P	34.334	38.066	37.016	24.890	213.5

28th 31 Niklas AJO RBA Racing Team FIN
 Runs=2 Total laps=6 Full laps=2

1	2'51.545	1'12.709	39.612	36.716	22.508	
2	2'09.433	34.092	37.506	35.454	22.381	217.4
3	2'10.138	34.036	37.903	35.565	22.634	217.2
4	2'14.853 P	35.252	38.154	36.630	24.817	210.1
5	9'39.769	8'02.618	38.761	36.050	22.340	
	unfinished	33.834				213.7

29th 11 Livio LOI RW Racing GP BEL
 Runs=3 Total laps=14 Full laps=9

1	2'48.281	1'08.237	40.775	36.619	22.650	
2	2'09.937	34.140	37.741	35.623	22.433	220.0
3	2'10.033	34.148	37.862	35.535	22.488	216.2
4	2'20.457 P	34.417	38.876	40.816	26.348	213.1
5	5'50.687	4'13.216	38.591	36.122	22.758	
6	2'11.350	34.548	38.114	36.024	22.664	209.9
7	2'23.504	34.470	38.570	47.628	22.836	210.6
8	2'11.463	34.415	38.320	35.998	22.730	212.7
9	2'16.414	34.466	38.179	40.795	22.974	217.3
10	2'15.289 P	34.640	38.928	36.961	24.760	213.9
11	6'55.902	5'08.458	39.264	43.624	24.556	
12	2'15.758	34.278	40.420	38.463	22.597	212.5
13	2'11.535	34.212	39.259	35.720	22.344	213.9
14	2'09.473	33.862	38.034	35.294	22.283	220.2

30th 19 Alessandro TONUC Outox Reset Drink Te ITA
 Runs=3 Total laps=7 Full laps=3

1	3'12.071	1'12.877	39.965	48.454	30.775	
	unfinished	36.405				212.3
2	22'49.809 P		39.377	36.440	24.156	
3	7'38.449	5'56.510	42.011	36.516	23.412	
4	2'09.916	34.033	37.658	35.507	22.718	213.3
5	2'18.069	34.061	37.914	43.337	22.757	213.3
6	2'09.583	34.115	37.790	35.265	22.413	212.5

31st 29 Stefano MANZI San Carlo Team Italia ITA
 Runs=3 Total laps=14 Full laps=9

1	2'42.695	1'04.240	38.547	37.070	22.838	
2	2'09.725	34.281	37.630	35.301	22.513	213.7
3	2'10.840	35.063	37.465	35.645	22.667	215.4
4	2'12.624	34.634	37.835	37.201	22.954	208.3
5	2'11.332	34.516	37.943	36.082	22.791	213.3
6	2'19.352 P	36.421	38.994	37.187	26.750	203.3
7	5'20.449	3'41.631	39.318	36.851	22.649	
8	2'10.275	34.406	37.708	35.733	22.428	210.2
9	2'10.930	34.359	37.931	35.781	22.859	213.5
10	2'15.482 P	34.948	38.890	36.386	25.258	210.3
11	7'57.536	6'17.162	39.479	36.714	24.181	
12	2'09.932	34.051	37.801	35.409	22.671	211.7
13	2'09.745	34.395	37.814	35.222	22.314	212.6
14	2'09.653	34.137	37.675	35.520	22.321	217.9

Fastest Lap: Niccolò ANTONELLI Ongetta-Rivacold ITA **2'07.667** 33.525 37.207 34.884 22.051

These data/results cannot be reproduced, stored and/or transmitted in whole or in part by any manner of electronic, mechanical, photocopying, recording, broadcasting or otherwise now known or herein after developed without the previous express consent by the copyright owner, except for reproduction in daily press and regular printed publications on sale to the public within 60 days of the event related to those data/results and always provided that copyright symbol appears together as follows below.
 © DORNA, 2015



Qualifying

Moto3

Lap	Lap Time	T1	T2	T3	T4	Speed	Lap	Lap Time	T1	T2	T3	T4	Speed	
32nd	6	Maria HERRERA Husqvarna Factory La SPA						14	2'25.065	34.692	38.188	35.411	36.774	212.6
		Runs=3	Total laps=12	Full laps=7										
1	2'47.029	1'00.663	41.091	39.992	25.283									
2	2'11.390	34.735	38.190	35.688	22.777	214.6								
3	2'10.107	34.337	37.787	35.637	22.346	215.3								
4	2'10.075	34.354	37.787	35.450	22.484	219.3								
5	2'15.591	P 35.267	38.224	36.012	26.088	213.0								
6	5'27.253	3'51.058	38.211	35.494	22.490									
7	2'10.510	34.319	38.075	35.535	22.581	214.2								
8	2'16.974	P 34.667	38.699	37.348	26.260	213.7								
9	12'13.415	10'29.950	41.315	37.850	24.300									
10	2'09.823	34.088	37.834	35.433	22.468	217.5								
11	2'09.724	34.018	38.000	35.341	22.365	217.5								
12	2'12.385	34.110	38.214	37.612	22.449	217.0								
33rd	63	Zulfahmi KHAIRUD Drive M7 SIC MAL												
		Runs=3	Total laps=12	Full laps=7										
1	3'06.021	1'20.451	41.945	38.385	25.240									
2	2'11.025	34.692	37.886	35.640	22.807	211.3								
3	2'22.001	34.461	37.868	45.179	24.493	210.4								
4	3'35.917	P 34.074			25.382	213.7								
5	9'59.575	8'14.984	42.628	38.255	23.708									
6	2'10.607	34.339	38.172	35.501	22.595	214.6								
7	2'13.956	34.549	38.336	38.482	22.589	215.3								
8	2'10.445	34.330	37.735	35.760	22.620	215.1								
9	2'13.995	P 34.861	38.706	36.268	24.160	210.4								
10	5'49.850	3'36.577	52.051	50.109	31.113									
11	2'15.317	35.243	41.108	36.317	22.649	215.0								
12	2'10.318	34.174	38.048	35.566	22.530	218.9								
34th	97	Maximilian KAPPLE SAXOPRINT-RTG GER												
		Runs=3	Total laps=14	Full laps=9										
1	2'38.438	50.273	44.057	40.747	23.361									
2	2'12.886	35.402	38.282	35.993	23.209	201.6								
3	2'11.911	34.988	38.286	35.761	22.876	203.5								
4	2'12.544	34.916	38.003	36.582	23.043	205.9								
5	2'11.482	34.853	38.189	35.812	22.628	204.9								
6	2'21.617	P 36.417	39.420	36.948	28.832	206.5								
7	6'04.233	4'19.797	39.101	39.524	25.811									
8	2'12.147	35.119	38.305	36.049	22.674	202.6								
9	2'12.195	34.661	38.285	36.157	23.092	213.6								
10	2'16.516	P 35.007	38.462	36.496	26.551	204.6								
11	6'59.860	5'10.382	43.604	41.877	23.997									
12	2'14.163	34.740	38.460	37.784	23.179	205.4								
13	2'11.139	34.826	37.894	35.672	22.747	206.7								
14	2'10.426	34.075	38.195	35.427	22.729	214.3								
35th	12	Matteo FERRARI San Carlo Team Italia ITA												
		Runs=3	Total laps=14	Full laps=9										
1	2'48.177	1'01.475	40.156	41.946	24.600									
2	2'11.354	34.824	38.065	35.704	22.761	212.5								
3	2'10.710	34.547	37.846	35.623	22.694	212.0								
4	2'11.056	34.632	38.066	35.562	22.796	210.0								
5	2'10.871	34.661	37.889	35.601	22.720	210.0								
6	2'34.459	P 47.974	44.031	37.108	25.346	211.4								
7	6'23.486	4'46.157	38.589	35.844	22.896									
8	2'11.209	34.512	38.198	35.687	22.812	209.2								
9	2'11.559	34.765	38.299	35.729	22.766	209.6								
10	2'14.388	P 34.700	38.162	35.993	25.533	209.7								
11	6'25.753	4'26.416	52.049	41.278	26.010									
12	2'16.773	34.810	40.361	37.556	24.046	205.5								
13	2'10.695	34.226	38.086	35.595	22.788	218.3								

Fastest Lap: Niccolò ANTONELLI Ongetta-Rivacold ITA **2'07.667** 33.525 37.207 34.884 22.051

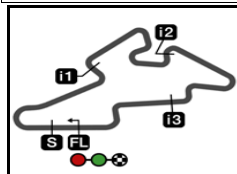
These data/results cannot be reproduced, stored and/or transmitted in whole or in part by any manner of electronic, mechanical, photocopying, recording, broadcasting or otherwise now known or herein after developed without the previous express consent by the copyright owner, except for reproduction in daily press and regular printed publications on sale to the public within 60 days of the event related to those data/results and always provided that copyright symbol appears together as follows below.
© DORNA, 2015

Official MotoGP Timing by **TISSOT**
www.motogp.com

Brno, Saturday, August 15, 2015

Page 5 of 5





5403 m.

bwin GRAND PRIX ČESKÉ REPUBLIKY

Provisional Starting Grid

Race : 19 laps = 102.657 km



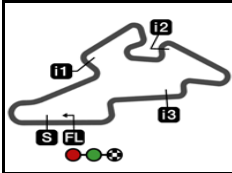
1	1 2'07.667 23 Niccolò ANTONELLI Honda	2 2'07.669 52 Danny KENT Honda	3 2'07.700 9 Jorge NAVARRO Honda
2	4 2'07.815 20 Fabio QUARTARARO Honda	5 2'07.886 10 Alexis MASBOU Honda	6 2'08.115 41 Brad BINDER KTM
3	7 2'08.116 98 Karel HANIKA KTM	8 2'08.283 7 Efren VAZQUEZ Honda	9 2'08.322 88 Jorge MARTIN Mahindra
4	10 2'08.420 17 John MCPHEE Honda	11 2'08.483 95 Jules DANILO Honda	12 2'08.495 44 Miguel OLIVEIRA KTM
5	13 2'08.517 58 Juanfran GUEVARA Mahindra	14 2'08.555 32 Isaac VIÑALES KTM	15 2'08.598 33 Enea BASTIANINI Honda
6	16 2'08.616 40 Darryn BINDER Mahindra	17 2'08.643 2 Remy GARDNER Mahindra	18 2'08.645 76 Hiroki ONO Honda
7	19 2'08.720 5 Romano FENATI KTM	20 2'08.750 84 Jakub KORNFEIL KTM	21 2'08.856 24 Tatsuki SUZUKI Mahindra
8	22 2'08.901 55 Andrea LOCATELLI Honda	23 2'08.950 48 Lorenzo DALLA PORTA Husqvarna	24 2'08.953 65 Philipp OETTL KTM

The results are provisional until the end of the limit for protest and appeals and until the ratification of the Event Management Committee.

Time limit for protest expires 60' at the latest after publication of the results - Mr. Time:

These data/results cannot be reproduced, stored and/or transmitted in whole or in part by any manner of electronic, mechanical, photocopying, recording, broadcasting or otherwise now known or herein after developed without the previous express consent by the copyright owner, except for reproduction in daily press and regular printed publications on sale to the public within 60 days of the event related to those data/results and always provided that copyright symbol appears together as follows below.

© DORNA, 2015



5403 m.

bwin GRAND PRIX ČESKÉ REPUBLIKY

Provisional Starting Grid

Race : 19 laps = 102.657 km

Moto3

23

9	25 2'09.061 91 Gabriel RODRIGO KTM	26 2'09.277 16 Andrea MIGNO KTM	27 2'09.433 21 Francesco BAGNAIA Mahindra
10	28 2'09.433 31 Niklas AJO KTM	29 2'09.473 11 Livio LOI Honda	30 2'09.583 19 Alessandro TONUCCI Mahindra
11	31 2'09.653 29 Stefano MANZI Mahindra	32 2'09.724 6 Maria HERRERA Husqvarna	33 2'10.318 63 Zulfahmi KHAIRUDDIN KTM
12	34 2'10.426 97 Maximilian KAPPLER FTR Honda	35 2'10.695 12 Matteo FERRARI Mahindra	36 2'13.210 86 Kevin HANUS Honda

The results are provisional until the end of the limit for protest and appeals and until the ratification of the Event Management Committee.

Time limit for protest expires 60' at the latest after publication of the results - Mr. Time:

These data/results cannot be reproduced, stored and/or transmitted in whole or in part by any manner of electronic, mechanical, photocopying, recording, broadcasting or otherwise now known or herein after developed without the previous express consent by the copyright owner, except for reproduction in daily press and regular printed publications on sale to the public within 60 days of the event related to those data/results and always provided that copyright symbol appears together as follows below.

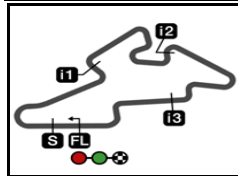
© DORNA, 2015

Official MotoGP Timing by **TISSOT**
www.motogp.com

Brno, Saturday, August 15, 2015

Page 2 of 2





5403 m.

bwin GRAND PRIX ČESKÉ REPUBLIKY

After the Qualifying

Event Best Maximum Speed



Rider	Nation Team	Motorcycle	Km/h	
9 Jorge NAVARRO	SPA Estrella Galicia 0,0	HONDA	226.2	Free Practice Nr. 2
76 Hiroki ONO	JPN Leopard Racing	HONDA	226.0	Free Practice Nr. 1
23 Niccolò ANTONELLI	ITA Ongetta-Rivacold	HONDA	225.7	Free Practice Nr. 2
11 Livio LOI	BEL RW Racing GP	HONDA	223.7	Free Practice Nr. 2
17 John MCPHEE	GBR SAXOPRINT RTG	HONDA	223.7	Free Practice Nr. 2
84 Jakub KORNFEIL	CZE Drive M7 SIC	KTM	223.5	Free Practice Nr. 2
7 Efren VAZQUEZ	SPA Leopard Racing	HONDA	223.3	Free Practice Nr. 1
16 Andrea MIGNO	ITA SKY Racing Team VR46	KTM	222.9	Free Practice Nr. 2
95 Jules DANILO	FRA Ongetta-Rivacold	HONDA	222.5	Free Practice Nr. 2
10 Alexis MASBOU	FRA SAXOPRINT RTG	HONDA	222.5	Qualifying
32 Isaac VIÑALES	SPA RBA Racing Team	KTM	222.4	Free Practice Nr. 2
55 Andrea LOCATELLI	ITA Gresini Racing Team Moto3	HONDA	222.2	Free Practice Nr. 2
41 Brad BINDER	RSA Red Bull KTM Ajo	KTM	222.1	Free Practice Nr. 2
63 Zulfahmi KHAIRUDDIN	MAL Drive M7 SIC	KTM	222.1	Free Practice Nr. 2
33 Enea BASTIANINI	ITA Gresini Racing Team Moto3	HONDA	222.1	Free Practice Nr. 2
48 Lorenzo DALLA PORTA	ITA Husqvarna Factory Laglisse	HUSQVARNA	222.0	Qualifying
58 Juanfran GUEVARA	SPA MAPFRE Team MAHINDRA	MAHINDRA	221.8	Free Practice Nr. 2
98 Karel HANIKA	CZE Red Bull KTM Ajo	KTM	221.5	Free Practice Nr. 2
20 Fabio QUARTARARO	FRA Estrella Galicia 0,0	HONDA	221.5	Free Practice Nr. 2
5 Romano FENATI	ITA SKY Racing Team VR46	KTM	221.4	Free Practice Nr. 3
88 Jorge MARTIN	SPA MAPFRE Team MAHINDRA	MAHINDRA	221.0	Free Practice Nr. 1
6 Maria HERRERA	SPA Husqvarna Factory Laglisse	HUSQVARNA	220.9	Free Practice Nr. 1
21 Francesco BAGNAIA	ITA MAPFRE Team MAHINDRA	MAHINDRA	220.6	Free Practice Nr. 2
44 Miguel OLIVEIRA	POR Red Bull KTM Ajo	KTM	220.6	Free Practice Nr. 3
31 Niklas AJO	FIN RBA Racing Team	KTM	220.5	Free Practice Nr. 1
2 Remy GARDNER	AUS CIP	MAHINDRA	220.4	Free Practice Nr. 2
91 Gabriel RODRIGO	ARG RBA Racing Team	KTM	219.6	Free Practice Nr. 2
24 Tatsuki SUZUKI	JPN CIP	MAHINDRA	219.4	Free Practice Nr. 3
52 Danny KENT	GBR Leopard Racing	HONDA	219.4	Free Practice Nr. 1
29 Stefano MANZI	ITA San Carlo Team Italia	MAHINDRA	219.1	Free Practice Nr. 2
40 Darryn BINDER	RSA Outox Reset Drink Team	MAHINDRA	219.1	Qualifying
65 Philipp OETTL	GER Schedl GP Racing	KTM	219.0	Free Practice Nr. 3
19 Alessandro TONUCCI	ITA Outox Reset Drink Team	MAHINDRA	218.7	Free Practice Nr. 2
12 Matteo FERRARI	ITA San Carlo Team Italia	MAHINDRA	218.3	Qualifying
97 Maximilian KAPPLER	GER SAXOPRINT-RTG	FTR HONDA	214.3	Qualifying
86 Kevin HANUS	GER Team Hanusch	HONDA	211.3	Free Practice Nr. 3

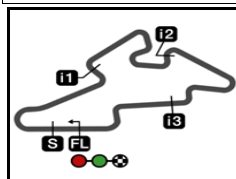
These data/results cannot be reproduced, stored and/or transmitted in whole or in part by any manner of electronic, mechanical, photocopying, recording, broadcasting or otherwise now known or herein after developed without the previous express consent by the copyright owner, except for reproduction in daily press and regular printed publications on sale to the public within 60 days of the event related to those data/results and always provided that copyright symbol appears together as follows below.

© DORNA, 2015

Official MotoGP Timing by TISSOT
www.motogp.com

Brno, Saturday, August 15, 2015





5403 m.

bwin GRAND PRIX ČESKÉ REPUBLIKY

Qualifying

Best Partial Times

Moto3

IT Ideal Lap Time, sum of the best partial times

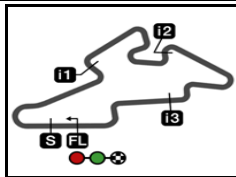
BT Best Lap Time

T1		T2		T3		T4				IT	BT	
Pos	Rider	Time	Rider	Time	Rider	Time	Rider	Time	Pos	Rider	IT	BT
1	J.NAVARRO	33.429	D.KENT	36.994	D.KENT	34.797	D.KENT	22.025	1	D.KENT	2'07.458	2'07.669 (2)
2	J.MCPHEE	33.486	J.NAVARRO	37.073	F.QUARTARARO	34.822	N.ANTONELLI	22.051	2	J.NAVARRO	2'07.482	2'07.700 (3)
3	N.ANTONELLI	33.525	F.QUARTARARO	37.122	J.NAVARRO	34.866	A.MASBOU	22.059	3	N.ANTONELLI	2'07.603	2'07.667 (1)
4	F.QUARTARARO	33.570	K.HANIKA	37.137	N.ANTONELLI	34.871	F.QUARTARARO	22.092	4	F.QUARTARARO	2'07.606	2'07.815 (4)
5	I.VIÑALES	33.594	M.OLIVEIRA	37.149	B.BINDER	34.944	E.VAZQUEZ	22.104	5	A.MASBOU	2'07.886	2'07.886 (5)
6	A.MASBOU	33.599	N.ANTONELLI	37.156	E.VAZQUEZ	34.964	J.NAVARRO	22.114	6	B.BINDER	2'07.913	2'08.115 (6)
7	H.ONO	33.603	B.BINDER	37.201	M.OLIVEIRA	34.968	B.BINDER	22.145	7	K.HANIKA	2'07.982	2'08.116 (7)
8	E.BASTIANINI	33.609	A.MASBOU	37.222	J.MARTIN	34.978	K.HANIKA	22.152	8	E.VAZQUEZ	2'08.082	2'08.283 (8)
9	L.DALLA PORTA	33.611	R.GARDNER	37.283	K.HANIKA	34.987	J.MARTIN	22.181	9	J.MARTIN	2'08.157	2'08.322 (9)
10	A.LOCATELLI	33.617	J.KORNFEIL	37.293	T.SUZUKI	34.989	J.GUEVARA	22.219	10	M.OLIVEIRA	2'08.314	2'08.495 (12)
11	B.BINDER	33.623	E.VAZQUEZ	37.304	A.MASBOU	35.006	J.DANILO	22.228	11	J.DANILO	2'08.350	2'08.483 (11)
12	R.FENATI	33.631	I.VIÑALES	37.322	J.GUEVARA	35.069	J.KORNFEIL	22.252	12	I.VIÑALES	2'08.387	2'08.555 (14)
13	B.BINDER	33.631	J.MARTIN	37.331	J.DANILO	35.085	L.DALLA PORTA	22.262	13	J.MCPHEE	2'08.420	2'08.420 (10)
14	D.KENT	33.642	T.SUZUKI	37.343	E.BASTIANINI	35.129	L.LOI	22.283	14	J.KORNFEIL	2'08.466	2'08.750 (20)
15	J.MARTIN	33.667	D.BINDER	37.349	P.OETTL	35.129	A.LOCATELLI	22.294	15	D.BINDER	2'08.491	2'08.616 (16)
16	J.GUEVARA	33.685	J.DANILO	37.350	J.KORNFEIL	35.142	T.SUZUKI	22.305	16	J.GUEVARA	2'08.494	2'08.517 (13)
17	J.DANILO	33.687	H.ONO	37.417	J.MCPHEE	35.143	S.MANZI	22.314	17	R.GARDNER	2'08.538	2'08.643 (17)
18	K.HANIKA	33.706	G.RODRIGO	37.425	I.VIÑALES	35.154	I.VIÑALES	22.317	18	E.BASTIANINI	2'08.561	2'08.598 (15)
19	R.GARDNER	33.709	E.BASTIANINI	37.428	D.BINDER	35.156	G.RODRIGO	22.320	19	H.ONO	2'08.598	2'08.645 (18)
20	E.VAZQUEZ	33.710	R.FENATI	37.434	L.DALLA PORTA	35.165	A.MIGNO	22.327	20	L.DALLA PORTA	2'08.631	2'08.950 (23)
21	J.KORNFEIL	33.779	J.MCPHEE	37.442	G.RODRIGO	35.182	N.AJO	22.340	21	R.FENATI	2'08.670	2'08.720 (19)
22	A.MIGNO	33.829	S.MANZI	37.465	A.LOCATELLI	35.183	R.FENATI	22.343	22	T.SUZUKI	2'08.745	2'08.856 (21)
23	N.AJO	33.834	F.BAGNAIA	37.471	R.GARDNER	35.185	M.HERRERA	22.346	23	A.LOCATELLI	2'08.775	2'08.901 (22)
24	M.OLIVEIRA	33.845	N.AJO	37.506	H.ONO	35.221	J.MCPHEE	22.349	24	G.RODRIGO	2'08.874	2'09.061 (25)

These data/results cannot be reproduced, stored and/or transmitted in whole or in part by any manner of electronic, mechanical, photocopying, recording, broadcasting or otherwise now known or herein after developed without the previous express consent by the copyright owner, except for reproduction in daily press and regular printed publications on sale to the public within 60 days of the event related to those data/results and always provided that copyright symbol appears together as follows below.

© DORNA, 2015





5403 m.

bwin GRAND PRIX ČESKÉ REPUBLIKY

Qualifying

Best Partial Times

Moto3

IT Ideal Lap Time, sum of the best partial times

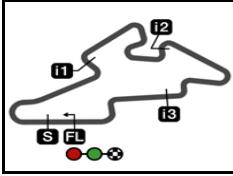
BT Best Lap Time

T1			T2			T3			T4			IT		BT
Pos	Rider	Time	Rider	Time	Rider	Time	Rider	Time	Pos	Rider	IT	BT		
25	F.BAGNAIA	33.854	J.GUEVARA	37.521	S.MANZI	35.222	M.OLIVEIRA	22.352	25	P.OETTL	2'08.904	2'08.953	(24)	
26	L.LOI	33.862	P.OETTL	37.532	A.MIGNO	35.239	F.BAGNAIA	22.354	26	F.BAGNAIA	2'08.961	2'09.433	(27)	
27	P.OETTL	33.877	A.MIGNO	37.576	R.FENATI	35.262	D.BINDER	22.355	27	A.MIGNO	2'08.971	2'09.277	(26)	
28	G.RODRIGO	33.947	L.DALLA PORTA	37.593	A.TONUCCI	35.265	H.ONO	22.357	28	S.MANZI	2'09.052	2'09.653	(31)	
29	M.HERRERA	34.018	A.TONUCCI	37.658	F.BAGNAIA	35.282	R.GARDNER	22.361	29	N.AJO	2'09.134	2'09.433	(28)	
30	A.TONUCCI	34.033	A.LOCATELLI	37.681	L.LOI	35.294	P.OETTL	22.366	30	L.LOI	2'09.180	2'09.473	(29)	
31	S.MANZI	34.051	Z.KHAIRUDDIN	37.735	M.HERRERA	35.341	E.BASTIANINI	22.395	31	A.TONUCCI	2'09.369	2'09.583	(30)	
32	Z.KHAIRUDDIN	34.074	L.LOI	37.741	M.FERRARI	35.411	A.TONUCCI	22.413	32	M.HERRERA	2'09.492	2'09.724	(32)	
33	M.KAPPLER	34.075	M.HERRERA	37.787	M.KAPPLER	35.427	Z.KHAIRUDDIN	22.530	33	Z.KHAIRUDDIN	2'09.840	2'10.318	(33)	
34	T.SUZUKI	34.108	M.FERRARI	37.846	N.AJO	35.454	M.KAPPLER	22.628	34	M.KAPPLER	2'10.024	2'10.426	(34)	
35	M.FERRARI	34.226	M.KAPPLER	37.894	Z.KHAIRUDDIN	35.501	M.FERRARI	22.694	35	M.FERRARI	2'10.177	2'10.695	(35)	
36	K.HANUS	35.177	K.HANUS	38.403	K.HANUS	36.309	K.HANUS	23.176	36	K.HANUS	2'13.065	2'13.210	(36)	

These data/results cannot be reproduced, stored and/or transmitted in whole or in part by any manner of electronic, mechanical, photocopying, recording, broadcasting or otherwise now known or herein after developed without the previous express consent by the copyright owner, except for reproduction in daily press and regular printed publications on sale to the public within 60 days of the event related to those data/results and always provided that copyright symbol appears together as follows below.
© DORNA, 2015

Official MotoGP Timing by TISSOT
www.motogp.com






5403 m.

bwin GRAND PRIX ČESKÉ REPUBLIKY

Qualifying

Fastest Laps Sequence

<i>Practice Time</i>	 <i>Rider</i>	<i>Nation</i>	<i>Motorcycle</i>	<i>Time</i>	<i>Km/h</i>	<i>Rider's Lap</i>
4'26.975	65 Philipp OETTL	GER	KTM	2'11.797	147.5	2
4'51.358	88 Jorge MARTIN	SPA	MAHINDRA	2'09.205	150.5	2
4'56.047	20 Fabio QUARTARARO	FRA	HONDA	2'09.183	150.5	2
4'59.981	9 Jorge NAVARRO	SPA	HONDA	2'09.182	150.5	2
5'21.949	44 Miguel OLIVEIRA	POR	KTM	2'08.719	151.1	2
5'22.111	41 Brad BINDER	RSA	KTM	2'08.672	151.1	2
7'08.444	9 Jorge NAVARRO	SPA	HONDA	2'08.463	151.4	3
7'33.255	7 Efren VAZQUEZ	SPA	HONDA	2'08.443	151.4	3
19'08.871	20 Fabio QUARTARARO	FRA	HONDA	2'08.347	151.5	7
21'16.891	20 Fabio QUARTARARO	FRA	HONDA	2'08.020	151.9	8
24'17.556	52 Danny KENT	GBR	HONDA	2'07.848	152.1	9
35'49.396	9 Jorge NAVARRO	SPA	HONDA	2'07.700	152.3	13
40'12.440	23 Niccolò ANTONELLI	ITA	HONDA	2'07.667	152.3	13

These data/results cannot be reproduced, stored and/or transmitted in whole or in part by any manner of electronic, mechanical, photocopying, recording, broadcasting or otherwise now known or herein after developed without the previous express consent by the copyright owner, except for reproduction in daily press and regular printed publications on sale to the public within 60 days of the event related to those data/results and always provided that copyright symbol appears together as follows below.

© DORNA, 2015

Official MotoGP Timing by TISSOT
www.motogp.com

Brno, Saturday, August 15, 2015

