

5403 m.

bwin GRAND PRIX ČESKÉ REPUBLIKY

Warm Up

Classification

25

	Rider	Nation	Team	Motorcycle	Time	Lap	Total	Gap	Top Speed
1	99 Jorge LORENZO	SPA	Movistar Yamaha MotoGP	YAMAHA	1'56.048	10	10		310.7
2	29 Andrea IANNONE	ITA	Ducati Team	DUCATI	1'56.419	9	9	0.371 0.371	312.5
3	93 Marc MARQUEZ	SPA	Repsol Honda Team	HONDA	1'56.543	8	10	0.495 0.124	311.8
4	46 Valentino ROSSI	ITA	Movistar Yamaha MotoGP	YAMAHA	1'56.593	9	10	0.545 0.050	305.6
5	38 Bradley SMITH	GBR	Monster Yamaha Tech 3	YAMAHA	1'56.604	4	10	0.556 0.011	309.8
6	26 Dani PEDROSA	SPA	Repsol Honda Team	HONDA	1'56.607	5	10	0.559 0.003	310.7
7	44 Pol ESPARGARO	SPA	Monster Yamaha Tech 3	YAMAHA	1'57.113	6	10	1.065 0.506	308.2
8	25 Maverick VIÑALES	SPA	Team SUZUKI ECSTAR	SUZUKI	1'57.114	6	10	1.066 0.001	304.0
9	68 Yonny HERNANDEZ	COL	Octo Pramac Racing	DUCATI	1'57.256	10	10	1.208 0.142	309.0
10	35 Cal CRUTCHLOW	GBR	CWM LCR Honda	HONDA	1'57.357	5	9	1.309 0.101	307.6
11	4 Andrea DOVIZIOSO	ITA	Ducati Team	DUCATI	1'57.367	7	9	1.319 0.010	312.5
12	45 Scott REDDING	GBR	EG 0,0 Marc VDS	HONDA	1'57.596	5	10	1.548 0.229	306.4
13	9 Danilo PETRUCCI	ITA	Octo Pramac Racing	DUCATI	1'57.801	7	9	1.753 0.205	306.1
14	43 Jack MILLER	AUS	CWM LCR Honda	HONDA	1'57.895	8	10	1.847 0.094	302.7
15	41 Aleix ESPARGARO	SPA	Team SUZUKI ECSTAR	SUZUKI	1'58.038	7	10	1.990 0.143	302.3
16	8 Hector BARBERA	SPA	Avintia Racing	DUCATI	1'58.230	4	10	2.182 0.192	309.7
17	6 Stefan BRADL	GER	Aprilia Racing Team Gresini	APRILIA	1'58.292	7	10	2.244 0.062	303.0
18	69 Nicky HAYDEN	USA	Aspar MotoGP Team	HONDA	1'58.299	5	10	2.251 0.007	299.6
19	19 Alvaro BAUTISTA	SPA	Aprilia Racing Team Gresini	APRILIA	1'58.324	5	10	2.276 0.025	302.5
20	50 Eugene LAVERTY	IRL	Aspar MotoGP Team	HONDA	1'58.488	8	9	2.440 0.164	302.5
21	63 Mike DI MEGLIO	FRA	Avintia Racing	DUCATI	1'58.575	4	10	2.527 0.087	305.1
22	76 Loris BAZ	FRA	Forward Racing	YAMAHA FORWARD	1'58.857	9	10	2.809 0.282	296.8
23	15 Alex DE ANGELIS	RSM	E-Motion IodaRacing Team	ART	1'59.132	8	9	3.084 0.275	296.3
24	71 Claudio CORTI	ITA	Forward Racing	YAMAHA FORWARD	2'00.186	8	10	4.138 1.054	297.2
25	17 Karel ABRAHAM	CZE	AB Motoracing	HONDA	2'00.677	5	9	4.629 0.491	300.2

Practice condition: Dry

Air: 21°

Humidity: 80%

Ground: 25°

Fastest Lap:	Lap: 10	Jorge LORENZO	1'56.048	167.6 Km/h
Circuit Record Lap:	2014	Dani PEDROSA	1'56.027	167.6 Km/h
Circuit Best Lap:	2015	Jorge LORENZO	1'54.989	169.1 Km/h

The results are provisional until the end of the limit for protest and appeals.

Time limit for protest expires 30' after publication of the results - Mr. Time:

These data/results cannot be reproduced, stored and/or transmitted in whole or in part by any manner of electronic, mechanical, photocopying, recording, broadcasting or otherwise now known or herein after developed without the previous express consent by the copyright owner, except for reproduction in daily press and regular printed publications on sale to the public within 60 days of the event related to those data/results and always provided that copyright symbol appears together as follows below.

© DORNA, 2015

Official MotoGP Timing by TISSOT
www.motogp.com

Brno, Sunday, August 16, 2015





5403 m.

bwin GRAND PRIX ČESKÉ REPUBLIKY

Warm Up

Top Speed & Average

26



Rider	Nation	Motorcycle	Top 5 speeds					Average	Top
4 Andrea DOVIZIOSO	ITA	DUCATI	312.5	311.9	311.8	311.4	311.1	311.7	312.5
29 Andrea IANNONE	ITA	DUCATI	312.5	312.3	312.2	311.1	310.8	311.8	312.5
93 Marc MARQUEZ	SPA	HONDA	311.8	311.3	310.7	309.7	309.1	310.5	311.8
99 Jorge LORENZO	SPA	YAMAHA	310.7	309.3	308.8	308.5	308.4	309.0	310.7
26 Dani PEDROSA	SPA	HONDA	310.7	310.0	309.9	309.1	309.1	309.8	310.7
38 Bradley SMITH	GBR	YAMAHA	309.8	309.7	309.5	309.2	308.8	309.4	309.8
8 Hector BARBERA	SPA	DUCATI	309.7	308.9	308.9	308.3	307.6	308.7	309.7
68 Yonny HERNANDEZ	COL	DUCATI	309.0	308.8	307.6	307.1	306.9	307.9	309.0
44 Poi ESPARGARO	SPA	YAMAHA	308.2	308.1	308.0	307.6	307.6	307.9	308.2
35 Cal CRUTCHLOW	GBR	HONDA	307.6	306.8	306.0	305.6	304.4	306.1	307.6
45 Scott REDDING	GBR	HONDA	306.4	305.6	305.4	304.3	304.3	305.2	306.4
9 Danilo PETRUCCI	ITA	DUCATI	306.1	304.7	304.3	304.3	304.3	304.7	306.1
46 Valentino ROSSI	ITA	YAMAHA	305.6	304.9	304.8	304.7	303.7	304.7	305.6
63 Mike DI MEGLIO	FRA	DUCATI	305.1	305.1	304.5	302.0	300.8	303.5	305.1
25 Maverick VIÑALES	SPA	SUZUKI	304.0	303.3	302.7	302.5	302.3	303.0	304.0
6 Stefan BRADL	GER	APRILIA	303.0	302.9	301.4	301.1	301.0	301.9	303.0
43 Jack MILLER	AUS	HONDA	302.7	302.3	301.6	301.3	301.0	301.8	302.7
19 Alvaro BAUTISTA	SPA	APRILIA	302.5	302.5	301.4	301.3	301.0	301.7	302.5
50 Eugene LAVERTY	IRL	HONDA	302.5	300.7	300.5	300.5	299.8	300.8	302.5
41 Aleix ESPARGARO	SPA	SUZUKI	302.3	301.2	300.7	300.5	300.4	301.0	302.3
17 Karel ABRAHAM	CZE	HONDA	300.2	299.5	299.5	299.5	299.2	299.6	300.2
69 Nicky HAYDEN	USA	HONDA	299.6	298.3	297.4	297.3	296.9	297.9	299.6
71 Claudio CORTI	ITA	YAMAHA FOR	297.2	295.9	295.3	295.0	294.5	295.6	297.2
76 Loris BAZ	FRA	YAMAHA FOR	296.8	296.8	296.4	296.1	296.0	296.4	296.8
15 Alex DE ANGELIS	RSM	ART	296.3	295.9	295.7	294.7	294.4	295.4	296.3

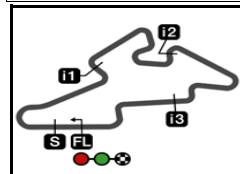
These data/results cannot be reproduced, stored and/or transmitted in whole or in part by any manner of electronic, mechanical, photocopying, recording, broadcasting or otherwise now known or herein after developed without the previous express consent by the copyright owner, except for reproduction in daily press and regular printed publications on sale to the public within 60 days of the event related to those data/results and always provided that copyright symbol appears together as follows below.

© DORNA, 2015

Official MotoGP Timing by TISSOT
www.motogp.com



Brno, Sunday, August 16, 2015



5403 m.

bwin GRAND PRIX ČESKÉ REPUBLIKY

Warm Up

Chronological Analysis of Performances

27

1st						5th							
Lap	Lap Time	T1	T2	T3	T4 Speed	Lap	Lap Time	T1	T2	T3	T4 Speed		
99 Jorge LORENZO Movistar Yamaha Mot SPA Runs=2 Total laps=10 Full laps=8						38 Bradley SMITH Monster Yamaha Tec GBR Runs=2 Total laps=10 Full laps=8							
1	2'26.817 P	38.962	44.123	39.320	24.412	1	2'35.247 P	42.909	46.007	42.671	23.660		
2	2'42.407	1'11.360	38.632	32.861	19.554	2	2'25.610	56.412	36.965	32.596	19.637		
3	1'56.858	29.763	35.432	32.204	19.459	309.3	3	1'57.327	30.064	35.500	32.220	19.543	308.6
4	1'56.328	29.681	35.200	<u>32.019</u>	19.428	308.5	4	<u>1'56.604</u>	29.895	<u>35.158</u>	<u>32.087</u>	19.464	306.5
5	1'56.192	29.555	35.205	32.063	19.369	308.8	5	1'56.614	29.848	35.164	32.174	<u>19.428</u>	<u>309.8</u>
6	1'56.394	<u>29.540</u>	35.334	32.210	19.310	<u>310.7</u>	6	1'57.193	29.949	35.342	32.232	19.670	309.2
7	1'56.113	29.616	35.115	32.113	<u>19.269</u>	308.4	7	1'56.877	29.796	35.173	32.394	19.514	309.7
8	1'56.259	29.622	35.169	32.162	19.306	307.8	8	1'56.871	29.780	35.228	32.331	19.532	308.8
9	2'00.222	30.217	38.408	32.243	19.354	308.4	9	1'57.366	29.890	35.407	32.542	19.527	309.5
10	<u>1'56.048</u>	29.562	<u>35.052</u>	32.134	19.300	307.6	10	<u>1'57.054</u>	<u>29.734</u>	35.234	32.577	19.509	307.2
2nd 29 Andrea IANNONE Ducati Team ITA Runs=2 Total laps=9 Full laps=6						6th 26 Dani PEDROSA Repsol Honda Team SPA Runs=2 Total laps=10 Full laps=8							
1	2'36.592	57.475	40.893	36.046	22.178	1	3'19.766 P	1'18.052	49.650	45.242	26.822		
2	2'01.879	31.508	37.190	33.312	19.869	302.3	2	2'31.457	58.307	38.725	34.000	20.425	
3	1'58.376	30.188	36.121	32.467	19.600	310.5	3	1'59.487	30.862	36.170	32.704	19.751	296.4
4	1'57.462	29.865	35.788	32.331	19.478	310.8	4	1'57.244	30.015	35.382	32.296	19.551	306.9
5	2'13.340	31.270	45.658	36.897	19.515	311.1	5	<u>1'56.607</u>	29.681	35.259	<u>32.169</u>	19.498	309.0
6	1'57.882 P	29.825	35.817	32.146	20.094	312.2	6	1'56.823	<u>29.637</u>	35.261	32.327	19.598	309.1
7	4'26.340	2'58.306	35.992	32.472	19.570	7	1'56.843	29.778	<u>35.214</u>	32.326	19.525	309.1	
8	1'56.944	29.596	35.512	<u>32.108</u>	19.728	312.3	8	1'56.977	29.757	35.326	32.288	19.606	310.0
9	<u>1'56.419</u>	<u>29.518</u>	<u>35.261</u>	32.164	<u>19.476</u>	<u>312.5</u>	9	1'57.226	29.725	35.325	32.598	19.578	<u>310.7</u>
3rd 93 Marc MARQUEZ Repsol Honda Team SPA Runs=2 Total laps=10 Full laps=8						7th 44 Pol ESPARGARO Monster Yamaha Tec SPA Runs=2 Total laps=10 Full laps=8							
1	3'01.721 P	56.441	51.777	46.116	27.387	1	2'58.608 P	57.517	48.386	44.063	28.642		
2	2'29.786	57.639	38.493	33.640	20.014	2	2'32.961	59.371	40.107	33.584	19.899		
3	1'57.411	29.863	35.564	32.314	19.670	308.4	3	1'57.556	30.098	35.691	32.267	19.500	302.9
4	1'56.871	29.775	35.248	32.275	19.573	308.3	4	1'57.130	29.966	35.417	<u>32.247</u>	19.500	307.6
5	1'56.912	29.773	35.209	32.365	19.565	308.6	5	1'57.189	29.947	35.412	32.335	19.495	308.0
6	1'57.064	29.715	35.283	32.428	19.638	309.7	6	<u>1'57.113</u>	29.916	<u>35.313</u>	32.356	19.528	308.1
7	1'59.686	31.196	35.829	32.905	19.756	309.1	7	1'57.531	30.008	35.568	32.435	19.520	<u>308.2</u>
8	<u>1'56.543</u>	<u>29.609</u>	35.245	<u>32.234</u>	<u>19.455</u>	310.7	8	1'57.152	<u>29.819</u>	35.419	32.423	<u>19.491</u>	306.9
9	1'56.621	29.629	<u>35.199</u>	32.305	19.488	<u>311.8</u>	9	1'58.206	30.784	35.579	32.310	19.533	307.6
10	1'56.947	29.661	35.320	32.388	19.578	311.3	10	1'57.379	29.862	35.431	32.542	19.544	307.5
4th 46 Valentino ROSSI Movistar Yamaha Mot ITA Runs=3 Total laps=10 Full laps=6						8th 25 Maverick VIÑALES Team SUZUKI ECST SPA Runs=2 Total laps=10 Full laps=8							
1	2'23.273 P	39.232	43.325	38.020	22.696	1	2'38.986 P	48.065	44.443	41.502	24.976		
2	2'35.369	1'02.549	39.187	33.514	20.119	2	2'35.345	1'04.090	37.837	33.406	20.012		
3	1'58.422	30.491	35.959	32.331	19.641	303.6	3	1'58.390	30.336	35.727	32.515	19.812	301.5
4	1'56.953	29.915	35.327	32.152	19.559	304.9	4	1'57.372	29.985	35.461	32.275	19.651	301.9
5	1'57.053	29.950	35.327	<u>32.071</u>	19.705	304.8	5	1'57.204	29.853	35.474	<u>32.273</u>	19.604	303.3
6	1'57.952 P	29.835	35.368	32.449	20.300	<u>305.6</u>	6	<u>1'57.114</u>	<u>29.770</u>	<u>35.358</u>	32.302	19.684	302.7
7	2'59.905	1'31.164	36.301	32.511	19.929	7	1'57.131	29.898	35.398	32.279	<u>19.556</u>	302.5	
8	1'57.206	30.096	35.376	32.166	19.568	303.7	8	2'02.659	30.047	35.493	32.301	24.818	302.3
9	<u>1'56.593</u>	<u>29.733</u>	<u>35.236</u>	32.079	<u>19.545</u>	303.5	9	1'57.481	29.942	35.438	32.448	19.653	302.0
10	1'56.872	29.804	35.282	32.181	19.605	304.7	10	1'57.319	29.931	35.499	32.317	19.572	<u>304.0</u>

Fastest Lap: Jorge LORENZO Movistar Yamaha Mot SPA **1'56.048** 29.562 35.052 32.134 19.300

These data/results cannot be reproduced, stored and/or transmitted in whole or in part by any manner of electronic, mechanical, photocopying, recording, broadcasting or otherwise now known or herein after developed without the previous express consent by the copyright owner, except for reproduction in daily press and regular printed publications on sale to the public within 60 days of the event related to those data/results and always provided that copyright symbol appears together as follows below.
© DORNA, 2015



Warm Up

MotoGP

Lap	Lap Time	T1	T2	T3	T4	Speed	Lap	Lap Time	T1	T2	T3	T4	Speed	
9th	68	Yonny HERNANDEZ Octo Pramac Racing COL						14th	43	Jack MILLER CWM LCR Honda AUS				
		Runs=1	Total laps=10	Full laps=9					Runs=2	Total laps=10	Full laps=8			
1	2'22.828	47.862	38.763	35.955	20.248		1	2'32.460 P	57.343	38.805	35.055	21.257		
2	1'58.715	30.449	35.956	32.585	19.725	307.1	2	2'27.868	58.165	36.700	32.801	20.202		
3	1'58.304	30.256	35.686	32.595	19.767	309.0	3	1'58.313	30.193	35.745	32.639	19.736	301.0	
4	1'57.597	30.025	35.435	32.446	19.691	305.2	4	1'58.743	30.283	35.874	32.660	19.926	302.3	
5	2'08.414	36.176	39.372	33.119	19.747	303.8	5	1'59.430	30.260	36.002	33.044	20.124	297.3	
6	1'57.467	29.871	35.411	32.583	19.602	306.2	6	1'59.029	30.232	35.870	32.999	19.928	299.6	
7	1'57.647	29.943	35.584	32.452	19.668	307.6	7	2'13.749	37.008	43.108	33.704	19.929	300.1	
8	1'57.480	29.900	35.456	32.491	19.633	306.4	8	1'57.895	30.093	35.489	32.534	19.779	301.6	
9	2'06.564	33.806	36.710	34.610	21.438	308.8	9	1'58.144	29.956	35.646	32.734	19.808	302.7	
10	1'57.256	29.863	35.237	32.489	19.667	306.9	10	1'58.743	30.194	35.862	32.813	19.874	301.3	

10th	35	Cal CRUTCHLOW CWM LCR Honda GBR					15th	41	Alex ESPARGARO Team SUZUKI ECST SPA				
		Runs=2	Total laps=9	Full laps=6					Runs=2	Total laps=10	Full laps=8		
1	2'47.399	1'11.953	39.687	35.050	20.709		1	2'37.376 P	48.598	44.708	40.083	23.987	
2	1'59.912	30.542	36.372	33.086	19.912	302.4	2	2'29.641	57.381	38.241	33.746	20.273	
3	1'57.860	30.074	35.713	32.354	19.719	305.6	3	1'59.389	30.499	36.167	32.838	19.885	298.0
4	2'02.731	32.154	37.075	33.620	19.882	307.6	4	1'58.314	30.136	35.773	32.611	19.794	302.3
5	1'57.357	29.938	35.502	32.362	19.555	306.8	5	1'58.460	30.269	35.815	32.655	19.721	300.4
6	2'05.753 P	32.038	37.680	34.803	21.232	306.0	6	1'58.290	30.156	35.747	32.689	19.698	300.5
7	3'24.120	1'49.166	39.518	35.358	20.078		7	1'58.038	30.041	35.653	32.608	19.736	300.7
8	1'58.366	30.231	35.648	32.683	19.804	302.2	8	2'01.609	30.017	35.656	32.870	23.066	301.2
9	2'08.709	30.054	39.797	38.540	20.318	304.4	9	1'58.243	30.095	35.765	32.638	19.745	299.7
							10	1'58.341	30.158	35.758	32.706	19.719	299.8

11th	4	Andrea DOVIZIOSO Ducati Team ITA					16th	8	Hector BARBERA Avintia Racing SPA				
		Runs=2	Total laps=9	Full laps=7					Runs=2	Total laps=10	Full laps=8		
1	3'51.067 P	2'15.802	39.665	34.290	21.310		1	2'27.729 P	40.618	43.347	39.381	24.383	
2	2'34.411	59.672	40.243	34.153	20.343		2	2'33.957	58.730	38.948	34.488	21.791	
3	2'00.895	30.935	36.921	33.172	19.867	306.2	3	1'58.522	30.328	35.723	32.778	19.693	304.6
4	1'58.715	30.295	36.053	32.701	19.666	311.4	4	1'58.230	30.100	35.599	32.829	19.702	308.9
5	1'58.144	30.030	35.869	32.627	19.618	311.8	5	1'58.702	30.103	35.735	32.881	19.983	307.6
6	1'57.558	29.792	35.601	32.520	19.645	311.9	6	2'01.802	30.178	35.863	35.048	20.713	299.6
7	1'57.367	29.829	35.491	32.473	19.574	311.1	7	1'58.480	30.153	35.712	32.904	19.711	308.9
8	2'05.057	33.295	36.776	35.246	19.740	312.5	8	1'58.351	30.206	35.693	32.755	19.697	309.7
9	1'57.859	29.849	35.694	32.567	19.749	310.4	9	1'58.388	29.970	35.759	32.848	19.811	308.3

12th	45	Scott REDDING EG 0,0 Marc VDS GBR					17th	6	Stefan BRADL Aprilia Racing Team GER				
		Runs=2	Total laps=10	Full laps=7					Runs=2	Total laps=10	Full laps=7		
1	2'18.314	45.625	37.890	34.635	20.164		1	2'21.037	46.970	38.975	34.833	20.259	
2	1'59.073 P	30.409	35.830	32.725	20.109	303.7	2	1'59.710	30.647	36.283	32.775	20.005	300.0
3	2'28.322	55.722	37.441	34.377	20.782		3	1'59.072	30.378	36.163	32.687	19.844	299.3
4	2'02.583	31.654	37.224	33.699	20.006	305.6	4	2'05.079 P	33.002	36.414	33.164	22.499	296.7
5	1'57.596	30.042	35.577	32.324	19.653	306.4	5	2'34.392	57.419	38.725	33.926	24.322	
6	1'59.998	30.535	37.006	32.612	19.845	304.3	6	1'58.651	30.243	35.855	32.765	19.788	303.0
7	1'57.929	29.876	35.558	32.754	19.741	304.3	7	1'58.292	30.219	35.711	32.571	19.791	302.9
8	1'57.959	29.923	35.539	32.691	19.806	303.6	8	1'58.529	30.279	35.850	32.639	19.761	301.4
9	1'58.935	30.087	35.698	33.290	19.860	303.1	9	1'58.574	30.208	35.796	32.684	19.886	301.0
10	1'58.203	29.970	35.621	32.738	19.874	305.4	10	1'58.528	30.146	35.832	32.703	19.847	301.1

13th	9	Danilo PETRUCCI Octo Pramac Racing ITA					18th	69	Nicky HAYDEN Aspar MotoGP Team USA				
		Runs=3	Total laps=9	Full laps=5					Runs=1	Total laps=10	Full laps=9		
1	2'40.898 P	45.856	45.836	42.884	26.322		1	2'19.146	41.147	42.328	35.227	20.444	
2	2'29.257	59.378	36.897	33.028	19.954		2	1'59.039	30.452	35.890	32.741	19.956	296.9
3	2'03.174	33.284	37.350	32.719	19.821	306.1	3	1'58.494	30.272	35.680	32.571	19.971	298.3
4	1'58.375	30.095	35.745	32.619	19.916	304.3	4	2'01.276	30.693	36.353	33.570	20.660	295.0
5	2'00.258 P	30.089	35.672	32.818	21.679	304.3	5	1'58.299	30.152	35.560	32.663	19.924	299.6
6	3'34.574	2'02.262	38.580	33.780	19.952		6	1'58.670	30.185	35.748	32.804	19.933	297.3
7	1'57.801	30.013	35.457	32.553	19.778	304.3	7	1'59.042	30.232	35.911	32.986	19.913	297.4
8	1'57.951	29.948	35.655	32.581	19.767	304.7	8	1'59.020	30.292	35.824	32.911	19.993	296.8
9	2'01.963	29.993	35.589	33.615	22.766	301.1							

Fastest Lap: Jorge LORENZO Movistar Yamaha Mot SPA **1'56.048** 29.562 35.052 32.134 19.300

These data/results cannot be reproduced, stored and/or transmitted in whole or in part by any manner of electronic, mechanical, photocopying, recording, broadcasting or otherwise now known or herein after developed without the previous express consent by the copyright owner, except for reproduction in daily press and regular printed publications on sale to the public within 60 days of the event related to those data/results and always provided that copyright symbol appears together as follows below.
© DORNA, 2015



Warm Up

MotoGP

Lap	Lap Time	T1	T2	T3	T4	Speed	Lap	Lap Time	T1	T2	T3	T4	Speed
9	1'59.453	30.446	35.963	32.998	20.046	295.9	8	1'59.132	30.309	35.827	32.882	20.114	295.9
10	1'59.263	30.351	35.932	32.940	20.040	296.3	9	2'28.821 P	41.010	41.120	37.868	28.823	284.1

19th 19 **Alvaro BAUTISTA** Aprilia Racing Team SPA
Runs=2 Total laps=10 Full laps=8

1	2'48.017 P	51.300	46.698	42.450	27.569	
2	2'27.527	56.511	37.607	33.252	20.157	
3	1'59.183	30.479	35.991	32.843	19.870	301.0
4	1'58.470	30.184	35.799	32.669	19.818	302.5
5	1'58.324	30.233	35.677	32.565	19.849	302.5
6	1'58.600	30.300	35.665	32.787	19.848	301.3
7	1'58.380	30.079	35.784	32.695	19.822	300.5
8	1'58.447	30.198	35.663	32.772	19.814	300.7
9	1'58.441	30.119	35.678	32.791	19.853	301.4
10	1'58.609	30.240	35.700	32.840	19.829	300.1

24th 71 **Claudio CORTI** Forward Racing ITA
Runs=2 Total laps=10 Full laps=7

1	2'13.417	39.560	38.708	34.687	20.462	
2	2'02.108	31.241	36.877	33.518	20.472	294.3
3	2'01.105	30.911	36.512	33.507	20.175	293.5
4	2'12.591	36.329	39.091	36.593	20.578	295.3
5	2'05.384 P	30.871	37.235	34.130	23.148	297.2
6	3'13.364	1'37.347	39.355	34.857	21.805	
7	2'00.862	30.890	36.433	33.303	20.236	295.0
8	2'00.186	30.696	36.216	33.166	20.108	294.5
9	2'06.957	34.040	38.552	34.209	20.156	289.0
10	2'00.310	30.690	36.331	33.191	20.098	295.9

20th 50 **Eugene LAVERTY** Aspar MotoGP Team IRL
Runs=3 Total laps=9 Full laps=5

1	2'44.888 P	50.053	46.374	41.936	26.525	
2	2'37.198	1'02.707	39.437	34.685	20.369	
3	1'59.777	30.727	36.281	32.863	19.906	299.5
4	1'59.076	30.349	36.089	32.733	19.905	300.5
5	1'59.020	30.312	35.951	32.848	19.909	300.5
6	2'02.266 P	30.268	36.079	32.888	23.031	299.8
7	3'40.908	2'09.757	37.097	33.915	20.139	
8	1'58.488	30.103	35.825	32.776	19.784	300.7
9	1'58.931	30.282	35.950	32.791	19.908	302.5

25th 17 **Karel ABRAHAM** AB Motoracing CZE
Runs=2 Total laps=9 Full laps=7

1	2'29.965 P	41.322	43.830	39.362	25.451	
2	3'21.502	1'37.961	43.910	37.158	22.473	
3	2'01.510	31.283	36.616	33.386	20.225	296.2
4	2'23.819	34.450	43.122	40.211	26.036	300.2
5	2'00.677	30.878	36.402	33.281	20.116	299.5
6	2'11.252	31.873	42.284	36.165	20.930	299.5
7	2'00.802	30.790	36.471	33.367	20.174	299.5
8	2'01.043	30.717	36.577	33.505	20.244	299.2
9	2'18.348	37.361	42.508	37.175	21.304	299.1

21st 63 **Mike DI MEGLIO** Avintia Racing FRA
Runs=2 Total laps=10 Full laps=8

1	2'43.938 P	49.109	47.691	42.474	24.664	
2	2'32.005	59.450	38.342	33.523	20.690	
3	2'00.084	30.874	36.380	32.962	19.868	300.8
4	1'58.575	30.317	35.769	32.693	19.796	300.5
5	1'58.986	30.412	35.838	32.958	19.778	304.5
6	1'58.725	30.293	35.810	32.777	19.845	305.1
7	1'58.641	30.139	35.861	32.843	19.798	302.0
8	2'01.557	30.248	37.911	33.648	19.750	299.2
9	1'59.138	30.312	35.925	32.985	19.916	305.1
10	1'59.563	30.482	36.094	33.016	19.971	300.5

22nd 76 **Loris BAZ** Forward Racing FRA
Runs=2 Total laps=10 Full laps=8

1	2'25.992 P	39.393	43.841	39.210	23.548	
2	2'32.788	59.984	39.197	33.549	20.058	
3	1'59.336	30.536	36.099	32.782	19.919	296.0
4	1'59.093	30.474	35.961	32.769	19.889	293.6
5	1'59.858	30.759	35.890	33.049	20.160	296.8
6	1'59.317	30.538	36.070	32.824	19.885	287.2
7	2'02.092	31.925	36.015	34.138	20.014	296.8
8	1'59.315	30.596	35.853	32.929	19.937	296.4
9	1'58.857	30.437	35.763	32.724	19.933	296.1
10	2'06.571	30.481	37.397	37.900	20.793	295.0

23rd 15 **Alex DE ANGELIS** E-Motion IodaRacing RSM
Runs=2 Total laps=9 Full laps=6

1	2'35.967 P	43.093	46.133	42.420	24.321	
2	2'31.251	57.832	39.333	33.715	20.371	
3	1'59.788	30.538	36.144	33.026	20.080	295.7
4	2'00.041	30.569	36.234	33.037	20.201	296.3
5	2'04.973	35.055	36.165	33.692	20.061	282.3
6	1'59.138	30.494	35.852	32.743	20.049	294.7
7	1'59.229	30.457	35.814	32.846	20.112	294.4

Fastest Lap: Jorge LORENZO Movistar Yamaha Mot SPA **1'56.048** 29.562 35.052 32.134 19.300

These data/results cannot be reproduced, stored and/or transmitted in whole or in part by any manner of electronic, mechanical, photocopying, recording, broadcasting or otherwise now known or herein after developed without the previous express consent by the copyright owner, except for reproduction in daily press and regular printed publications on sale to the public within 60 days of the event related to those data/results and always provided that copyright symbol appears together as follows below.
© DORNA, 2015





5403 m.

bwin GRAND PRIX ČESKÉ REPUBLIKY

Official Starting Grid

Race : 22 laps = 118.866 km

MotoGP

28

1	1 1'54.989 99 Jorge LORENZO Yamaha	2 1'55.063 93 Marc MARQUEZ Honda	3 1'55.353 46 Valentino ROSSI Yamaha
2	4 1'55.390 29 Andrea IANNONE Ducati	5 1'55.460 38 Bradley SMITH Yamaha	6 1'55.935 4 Andrea DOVIZIOSO Ducati
3	7 1'55.954 25 Maverick VIÑALES Suzuki	8 1'55.955 44 Pol ESPARGARO Yamaha	9 1'55.969 26 Dani PEDROSA Honda
4	10 1'56.192 35 Cal CRUTCHLOW Honda	11 1'56.399 8 Hector BARBERA Ducati	12 1'56.739 68 Yonny HERNANDEZ Ducati
5	13 1'56.713 9 Danilo PETRUCCI Ducati	14 1'56.765 45 Scott REDDING Honda	15 1'56.806 41 Aleix ESPARGARO Suzuki
6	16 1'57.133 6 Stefan BRADL Aprilia	17 1'57.215 63 Mike DI MEGLIO Ducati	18 1'57.540 76 Loris BAZ Yamaha Forward
7	19 1'57.552 19 Alvaro BAUTISTA Aprilia	20 1'57.634 50 Eugene LAVERTY Honda	21 1'57.645 69 Nicky HAYDEN Honda
8	22 1'57.855 43 Jack MILLER Honda	23 1'58.599 15 Alex DE ANGELIS ART	24 1'59.145 71 Claudio CORTI Yamaha Forward

The results are provisional until the end of the limit for protest and appeals and until the ratification of the Event Management Committee.

Time limit for protest expires 60' at the latest after publication of the results - Mr. Time:

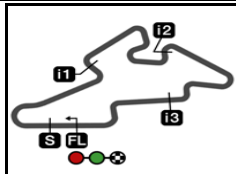
These data/results cannot be reproduced, stored and/or transmitted in whole or in part by any manner of electronic, mechanical, photocopying, recording, broadcasting or otherwise now known or herein after developed without the previous express consent by the copyright owner, except for reproduction in daily press and regular printed publications on sale to the public within 60 days of the event related to those data/results and always provided that copyright symbol appears together as follows below.

© DORNA, 2015

Official MotoGP Timing by TISSOT
www.motogp.com



Brno, Sunday, August 16, 2015



bwin GRAND PRIX ČESKÉ REPUBLIKY Official Starting Grid

5403 m.

Race : 22 laps = 118.866 km

9

25

1'59.903

17 Karel ABRAHAM

Honda

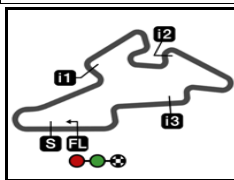
The results are provisional until the end of the limit for protest and appeals and until the ratification of the Event Management Committee.

Time limit for protest expires 60' at the latest after publication of the results - Mr. Time:

These data/results cannot be reproduced, stored and/or transmitted in whole or in part by any manner of electronic, mechanical, photocopying, recording, broadcasting or otherwise now known or herein after developed without the previous express consent by the copyright owner, except for reproduction in daily press and regular printed publications on sale to the public within 60 days of the event related to those data/results and always provided that copyright symbol appears together as follows below.

© DORNA, 2015





5403 m.

bwin GRAND PRIX ČESKÉ REPUBLIKY

Warm Up

Best Partial Times

MotoGP

IT Ideal Lap Time, sum of the best partial times

BT Best Lap Time

T1		T2		T3		T4				IT	BT	
Pos	Rider	Time	Rider	Time	Rider	Time	Rider	Time	Pos	Rider	IT	BT
1	A.IANNONE	29.518	J.LORENZO	35.052	J.LORENZO	32.019	J.LORENZO	19.269	1	J.LORENZO	1'55.880	1'56.048 (1)
2	J.LORENZO	29.540	B.SMITH	35.158	V.ROSSI	32.071	D.PEDROSA	19.408	2	A.IANNONE	1'56.363	1'56.419 (2)
3	M.MARQUEZ	29.609	M.MARQUEZ	35.199	B.SMITH	32.087	B.SMITH	19.428	3	B.SMITH	1'56.407	1'56.604 (5)
4	D.PEDROSA	29.637	D.PEDROSA	35.214	A.IANNONE	32.108	M.MARQUEZ	19.455	4	D.PEDROSA	1'56.428	1'56.607 (6)
5	V.ROSSI	29.733	V.ROSSI	35.236	D.PEDROSA	32.169	A.IANNONE	19.476	5	M.MARQUEZ	1'56.497	1'56.543 (3)
6	B.SMITH	29.734	Y.HERNANDEZ	35.237	M.MARQUEZ	32.234	P.ESPARGARO	19.491	6	V.ROSSI	1'56.585	1'56.593 (4)
7	M.VIÑALES	29.770	A.IANNONE	35.261	P.ESPARGARO	32.247	V.ROSSI	19.545	7	P.ESPARGAR	1'56.870	1'57.113 (7)
8	A.DOVIZIOSO	29.792	P.ESPARGARO	35.313	M.VIÑALES	32.273	C.CRUTCHLOW	19.555	8	M.VIÑALES	1'56.957	1'57.114 (8)
9	P.ESPARGARO	29.819	M.VIÑALES	35.358	S.REDDING	32.324	M.VIÑALES	19.556	9	Y.HERNANDEZ	1'57.148	1'57.256 (9)
10	Y.HERNANDEZ	29.863	D.PETRUCCI	35.457	C.CRUTCHLOW	32.354	A.DOVIZIOSO	19.574	10	A.DOVIZIOSO	1'57.330	1'57.367 (11)
11	S.REDDING	29.876	J.MILLER	35.489	Y.HERNANDEZ	32.446	Y.HERNANDEZ	19.602	11	C.CRUTCHLO	1'57.349	1'57.357 (10)
12	C.CRUTCHLOW	29.938	A.DOVIZIOSO	35.491	A.DOVIZIOSO	32.473	S.REDDING	19.653	12	S.REDDING	1'57.392	1'57.596 (12)
13	D.PETRUCCI	29.948	C.CRUTCHLOW	35.502	J.MILLER	32.534	H.BARBERA	19.693	13	J.MILLER	1'57.715	1'57.895 (14)
14	J.MILLER	29.956	S.REDDING	35.539	D.PETRUCCI	32.553	A.ESPARGARO	19.698	14	D.PETRUCCI	1'57.725	1'57.801 (13)
15	H.BARBERA	29.970	N.HAYDEN	35.560	A.BAUTISTA	32.565	J.MILLER	19.736	15	A.ESPARGAR	1'57.976	1'58.038 (15)
16	A.ESPARGARO	30.017	H.BARBERA	35.599	S.BRADL	32.571	M.DI MEGLIO	19.750	16	H.BARBERA	1'58.017	1'58.230 (16)
17	A.BAUTISTA	30.079	A.ESPARGARO	35.653	N.HAYDEN	32.571	S.BRADL	19.761	17	A.BAUTISTA	1'58.121	1'58.324 (19)
18	E.LAVERTY	30.103	A.BAUTISTA	35.663	A.ESPARGARO	32.608	D.PETRUCCI	19.767	18	S.BRADL	1'58.189	1'58.292 (17)
19	M.DI MEGLIO	30.139	S.BRADL	35.711	M.DI MEGLIO	32.693	E.LAVERTY	19.784	19	N.HAYDEN	1'58.196	1'58.299 (18)
20	S.BRADL	30.146	L.BAZ	35.763	L.BAZ	32.724	A.BAUTISTA	19.814	20	M.DI MEGLIO	1'58.351	1'58.575 (21)
21	N.HAYDEN	30.152	M.DI MEGLIO	35.769	E.LAVERTY	32.733	L.BAZ	19.885	21	E.LAVERTY	1'58.445	1'58.488 (20)
22	A.DE ANGELIS	30.309	A.DE ANGELIS	35.814	A.DE ANGELIS	32.743	N.HAYDEN	19.913	22	L.BAZ	1'58.809	1'58.857 (22)
23	L.BAZ	30.437	E.LAVERTY	35.825	H.BARBERA	32.755	A.DE ANGELIS	20.049	23	A.DE ANGELIS	1'58.915	1'59.132 (23)
24	C.CORTI	30.690	C.CORTI	36.216	C.CORTI	33.166	C.CORTI	20.098	24	C.CORTI	2'00.170	2'00.186 (24)

These data/results cannot be reproduced, stored and/or transmitted in whole or in part by any manner of electronic, mechanical, photocopying, recording, broadcasting or otherwise now known or herein after developed without the previous express consent by the copyright owner, except for reproduction in daily press and regular printed publications on sale to the public within 60 days of the event related to those data/results and always provided that copyright symbol appears together as follows below.


© DORNA, 2015

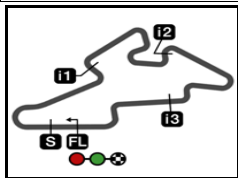
Official MotoGP Timing by TISSOT

www.motogp.com



Automotodrom Brno

Results and timing service provided by  **TISSOT**



5403 m.

bwin GRAND PRIX ČESKÉ REPUBLIKY

Warm Up

Best Partial Times

MotoGP

IT Ideal Lap Time, sum of the best partial times

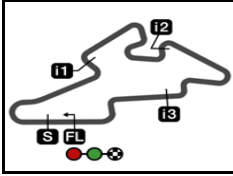
BT Best Lap Time

		<i>T1</i>		<i>T2</i>		<i>T3</i>		<i>T4</i>				
<i>Pos</i>	<i>Rider</i>	<i>Time</i>	<i>Rider</i>	<i>Time</i>	<i>Rider</i>	<i>Time</i>	<i>Rider</i>	<i>Time</i>	<i>Pos</i>	<i>Rider</i>	<i>IT</i>	<i>BT</i>
25	K.ABRAHAM	30.717	K.ABRAHAM	36.402	K.ABRAHAM	33.281	K.ABRAHAM	20.116	25	K.ABRAHAM	2'00.516	2'00.677 (25)

These data/results cannot be reproduced, stored and/or transmitted in whole or in part by any manner of electronic, mechanical, photocopying, recording, broadcasting or otherwise now known or herein after developed without the previous express consent by the copyright owner, except for reproduction in daily press and regular printed publications on sale to the public within 60 days of the event related to those data/results and always provided that copyright symbol appears together as follows below.
© DORNA, 2015

Official MotoGP Timing by **TISSOT**
www.motogp.com






5403 m.

bwin GRAND PRIX ČESKÉ REPUBLIKY

Warm Up

Fastest Laps Sequence

<i>Practice Time</i>	 <i>Rider</i>	<i>Nation</i>	<i>Motorcycle</i>	<i>Time</i>	<i>Km/h</i>	<i>Rider's Lap</i>
4'15.525	71 Claudio CORTI	ITA	YAMAHA FORWARD	2'02.108	159.2	2
4'18.185	69 Nicky HAYDEN	USA	HONDA	1'59.039	163.3	2
4'21.543	68 Yonny HERNANDEZ	COL	DUCATI	1'58.715	163.8	2
6'16.679	69 Nicky HAYDEN	USA	HONDA	1'58.494	164.1	3
6'19.847	68 Yonny HERNANDEZ	COL	DUCATI	1'58.304	164.4	3
6'45.171	35 Cal CRUTCHLOW	GBR	HONDA	1'57.860	165.0	3
6'58.184	38 Bradley SMITH	GBR	YAMAHA	1'57.327	165.7	3
7'06.082	99 Jorge LORENZO	SPA	YAMAHA	1'56.858	166.4	3
8'54.788	38 Bradley SMITH	GBR	YAMAHA	1'56.604	166.8	4
9'02.410	99 Jorge LORENZO	SPA	YAMAHA	1'56.328	167.2	4
10'58.602	99 Jorge LORENZO	SPA	YAMAHA	1'56.192	167.4	5
14'51.109	99 Jorge LORENZO	SPA	YAMAHA	1'56.113	167.5	7
20'43.638	99 Jorge LORENZO	SPA	YAMAHA	1'56.048	167.6	10

These data/results cannot be reproduced, stored and/or transmitted in whole or in part by any manner of electronic, mechanical, photocopying, recording, broadcasting or otherwise now known or herein after developed without the previous express consent by the copyright owner, except for reproduction in daily press and regular printed publications on sale to the public within 60 days of the event related to those data/results and always provided that copyright symbol appears together as follows below.

© DORNA, 2015

Official MotoGP Timing by TISSOT
www.motogp.com

Brno, Sunday, August 16, 2015

