



Results and timing service provided by TISSOT

Moto2

OCTO BRITISH GRAND PRIX

Free Practice Nr. 1

Classification

3

	Rider	Nation	Team	Motorcycle	Time	Lap Total	Gap	Top Speed
1	5 Johann ZARCO	FRA	Ajo Motorsport	KALEX	2'08.461	18 18		260.8
2	22 Sam LOWES	GBR	Speed Up Racing	SPEED UP	2'08.477	18 18	0.016 0.016	261.1
3	94 Jonas FOLGER	GER	AGR Team	KALEX	2'08.920	15 15	0.459 0.443	260.8
4	1 Tito RABAT	SPA	EG 0,0 Marc VDS	KALEX	2'08.932	18 18	0.471 0.012	265.5
5	7 Lorenzo BALDASSARRI	ITA	Forward Racing	KALEX	2'08.991	16 17	0.530 0.059	261.1
6	40 Alex RINS	SPA	Paginas Amarillas HP 40	KALEX	2'08.993	10 17	0.532 0.002	265.1
7	11 Sandro CORTESE	GER	Dynavolt Intact GP	KALEX	2'09.031	14 16	0.570 0.038	265.2
8	60 Julian SIMON	SPA	QMMF Racing Team	SPEED UP	2'09.033	13 14	0.572 0.002	264.9
9	30 Takaaki NAKAGAMI	JPN	IDEMITSU Honda Team Asia	KALEX	2'09.064	7 21	0.603 0.031	262.3
10	12 Thomas LUTHI	SWI	Derendinger Racing Interwetten	KALEX	2'09.158	8 17	0.697 0.094	263.0
11	55 Hafizh SYAHRIN	MAL	Petronas Raceline Malaysia	KALEX	2'09.222	16 17	0.761 0.064	263.6
12	77 Dominique AEGERTER	SWI	Technomag Racing Interwetten	KALEX	2'09.237	16 16	0.776 0.015	267.9
13	4 Randy KRUMMENACHER	SWI	JIR Racing Team	KALEX	2'09.404	20 21	0.943 0.167	260.9
14	73 Alex MARQUEZ	SPA	EG 0,0 Marc VDS	KALEX	2'09.505	14 18	1.044 0.101	263.8
15	36 Mika KALLIO	FIN	Italtrans Racing Team	KALEX	2'09.605	9 18	1.144 0.100	262.1
16	19 Xavier SIMEON	BEL	Federal Oil Gresini Moto2	KALEX	2'09.682	8 16	1.221 0.077	261.8
17	39 Luis SALOM	SPA	Paginas Amarillas HP 40	KALEX	2'09.740	8 17	1.279 0.058	264.7
18	3 Simone CORSI	ITA	Forward Racing	KALEX	2'09.744	4 8	1.283 0.004	259.7
19	49 Axel PONS	SPA	AGR Team	KALEX	2'09.950	14 17	1.489 0.206	261.6
20	95 Anthony WEST	AUS	QMMF Racing Team	SPEED UP	2'09.957	7 16	1.496 0.007	262.3
21	23 Marcel SCHROTTER	GER	Tech 3	TECH 3	2'10.307	5 15	1.846 0.350	261.2
22	88 Ricard CARDUS	SPA	JPMoto Malaysia	SUTER	2'10.355	12 16	1.894 0.048	262.5
23	97 Xavi VIERGE	SPA	Tech 3	TECH 3	2'10.360	18 18	1.899 0.005	257.3
24	25 Azlan SHAH	MAL	IDEMITSU Honda Team Asia	KALEX	2'10.521	16 18	2.060 0.161	262.5
25	10 Thitipong WAROKORN	THA	APH PTT The Pizza SAG	KALEX	2'11.816	15 17	3.355 1.295	261.1
26	66 Florian ALT	GER	E-Motion IodaRacing Team	SUTER	2'12.174	17 18	3.713 0.358	256.2
27	28 Bradley RAY	GBR	FAB-Racing	FTR	2'12.230	6 13	3.769 0.056	258.8
28	2 Jesko RAFFIN	SWI	sports-millions-EMWE-SAG	KALEX	2'12.486	8 19	4.025 0.256	261.6
29	64 Federico CARICASULO	ITA	Italtrans Racing Team	KALEX	2'13.432	17 17	4.971 0.946	261.8
30	96 Louis ROSSI	FRA	Tasca Racing Scuderia Moto2	TECH 3	2'13.475	10 11	5.014 0.043	261.1
31	70 Robin MULHAUSER	SWI	Technomag Racing Interwetten	KALEX	2'13.892	11 14	5.431 0.417	261.7

Practice condition: Dry

Air: 16°

Humidity: 63%

Ground: 23°

Fastest Lap:	Lap: 18	Johann ZARCO	2'08.461	165.3 Km/h
Circuit Record Lap:	2013	Tito RABAT	2'07.186	166.9 Km/h
Circuit Best Lap:	2013	Takaaki NAKAGAMI	2'07.039	167.1 Km/h

The results are provisional until the end of the limit for protest and appeals.

Time limit for protest expires 30' after publication of the results - Mr. Time:

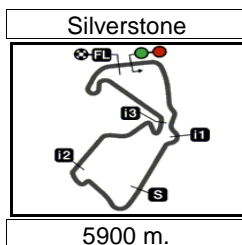
These data/results cannot be reproduced, stored and/or transmitted in whole or in part by any manner of electronic, mechanical, photocopying, recording, broadcasting or otherwise now known or herein after developed without the previous express consent by the copyright owner, except for reproduction in daily press and regular printed publications on sale to the public within 60 days of the event related to those data/results and always provided that copyright symbol appears together as follows below.

© DORNA, 2015

Official MotoGP Timing by TISSOT
www.motogp.com

Silverstone, Friday, August 28, 2015





Results and timing service provided by **TISSOT**

Moto2

OCTO BRITISH GRAND PRIX

Free Practice Nr. 1

Top Speed & Average

4



Rider	Nation	Motorcycle	Top 5 speeds					Average	Top
77 Dominique AEGERTER	SWI	KALEX	267.9	266.1	265.8	265.2	263.9	265.8	267.9
1 Tito RABAT	SPA	KALEX	265.5	264.6	264.3	262.9	261.1	263.7	265.5
11 Sandro CORTESE	GER	KALEX	265.2	263.9	263.6	263.4	263.1	263.8	265.2
40 Alex RINS	SPA	KALEX	265.1	262.3	262.2	261.8	261.1	262.5	265.1
60 Julian SIMON	SPA	SPEED UP	264.9	261.7	261.1	260.4	259.3	261.5	264.9
39 Luis SALOM	SPA	KALEX	264.7	264.3	263.3	262.8	262.7	263.6	264.7
73 Alex MARQUEZ	SPA	KALEX	263.8	260.1	260.0	258.8	258.3	259.7	263.8
55 Hafizh SYAHRIN	MAL	KALEX	263.6	263.4	263.1	262.5	262.5	263.0	263.6
12 Thomas LUTHI	SWI	KALEX	263.0	263.0	262.7	262.3	262.0	262.5	263.0
25 Azlan SHAH	MAL	KALEX	262.5	261.6	261.4	260.2	260.1	261.2	262.5
88 Ricard CARDUS	SPA	SUTER	262.5	259.9	259.4	258.9	258.9	259.8	262.5
95 Anthony WEST	AUS	SPEED UP	262.3	261.6	260.5	259.2	258.0	260.3	262.3
30 Takaaki NAKAGAMI	JPN	KALEX	262.3	262.0	261.1	260.9	260.8	261.4	262.3
36 Mika KALLIO	FIN	KALEX	262.1	261.6	261.6	261.0	259.9	261.2	262.1
64 Federico CARICASULO	ITA	KALEX	261.8	260.9	260.3	260.2	259.6	260.6	261.8
19 Xavier SIMEON	BEL	KALEX	261.8	260.1	259.8	259.7	258.1	259.9	261.8
70 Robin MULHAUSER	SWI	KALEX	261.7	260.9	260.3	259.8	259.3	260.4	261.7
2 Jesko RAFFIN	SWI	KALEX	261.6	260.9	260.4	259.6	259.6	260.4	261.6
49 Axel PONS	SPA	KALEX	261.6	261.1	258.9	258.3	257.8	259.5	261.6
23 Marcel SCHROTTER	GER	TECH 3	261.2	260.1	260.1	258.6	258.3	259.7	261.2
10 Thitipong WAROKORN	THA	KALEX	261.1	259.8	259.4	258.8	258.7	259.6	261.1
96 Louis ROSSI	FRA	TECH 3	261.1	258.1	256.7	256.0	255.8	257.5	261.1
7 Lorenzo BALDASSARRI	ITA	KALEX	261.1	259.4	259.3	259.3	258.9	259.6	261.1
22 Sam LOWES	GBR	SPEED UP	261.1	258.5	258.2	257.8	257.8	258.7	261.1
4 Randy KRUMMENACHER	SWI	KALEX	260.9	259.0	258.8	257.9	257.3	258.8	260.9
5 Johann ZARCO	FRA	KALEX	260.8	260.3	260.3	259.3	259.3	259.9	260.8
94 Jonas FOLGER	GER	KALEX	260.8	260.4	259.4	259.1	259.1	259.8	260.8
3 Simone CORSI	ITA	KALEX	259.7	258.6	256.1	254.9	254.7	256.8	259.7
28 Bradley RAY	GBR	FTR	258.8	257.5	257.1	255.0	254.5	256.6	258.8
97 Xavi VIERGE	SPA	TECH 3	257.3	257.1	256.9	256.7	256.5	256.9	257.3
66 Florian ALT	GER	SUTER	256.2	254.1	252.6	252.1	251.8	253.4	256.2

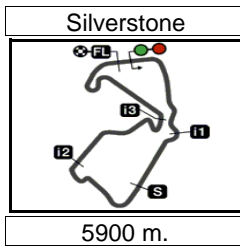
These data/results cannot be reproduced, stored and/or transmitted in whole or in part by any manner of electronic, mechanical, photocopying, recording, broadcasting or otherwise now known or herein after developed without the previous express consent by the copyright owner, except for reproduction in daily press and regular printed publications on sale to the public within 60 days of the event related to those data/results and always provided that copyright symbol appears together as follows below.

© DORNA, 2015

Official MotoGP Timing by **TISSOT**
www.motogp.com



Silverstone, Friday, August 28, 2015



OCTO BRITISH GRAND PRIX

Free Practice Nr. 1

Chronological Analysis of Performances

5

P Crossing the finish line in pit lane		T1 Time from finish line to 1st intermediate		T2 Time from 1st intermed. to 2nd intermed.		T3 Time from 2nd intermed. to 3rd intermed.		T4 Time from 3rd intermediate to finish line								
Lap	Lap Time	T1	T2	T3	T4	Speed	Lap	Lap Time	T1	T2	T3	T4	Speed			
1st	5	Johann ZARCO		Ajo Motorsport		FRA		Runs=2		Total laps=18		Full laps=15				
1	3'27.055	1'37.073	44.995	30.986	34.001	252.3	9	2'09.916	25.623	41.884	29.691	32.718	258.7			
2	2'11.235	25.912	42.209	29.876	33.238	255.5	10	2'10.182	25.562	41.895	29.691	33.034	259.4			
3	2'10.034	25.668	41.839	29.585	32.942	258.8	11	2'21.000 P	25.779	42.669	31.150	41.402	253.9			
4	2'09.485	25.518	41.725	29.452	32.790	259.3	12	8'50.224	7'04.683	42.679	29.918	32.944	256.4			
5	2'09.061	25.439	41.467	29.355	32.800	260.8	13	2'09.207	25.547	41.684	29.552	32.424	258.3			
6	2'10.502	25.560	42.166	29.820	32.956	259.3	14	2'09.229	25.400	41.716	29.473	32.640	257.8			
7	2'08.798	25.338	41.641	29.126	32.693	257.5	15	2'08.920	25.421	41.742	29.345	32.412	258.3			
8	2'09.150	25.431	41.758	29.195	32.766	258.3	4th 1 Tito RABAT									
9	2'17.162 P	25.581	42.061	29.639	39.881	256.5	EG 0,0 Marc VDS		SPA		Runs=2		Total laps=18		Full laps=15	
10	8'39.790	6'52.688	43.816	29.993	33.293	255.0	1	2'24.320	32.512	45.380	31.331	35.097	256.2			
11	2'09.760	25.616	41.839	29.386	32.919	256.7	2	2'13.058	26.525	43.069	30.046	33.418	260.9			
12	2'09.290	25.566	41.717	29.232	32.775	259.2	3	2'11.627	26.043	42.692	29.722	33.170	258.4			
13	2'09.172	25.380	41.848	29.262	32.682	259.1	4	2'10.660	25.949	42.292	29.388	33.031	258.9			
14	2'08.957	25.363	41.683	29.247	32.664	260.3	5	2'13.429	28.701	42.226	29.509	32.993	262.9			
15	2'08.938	25.269	41.645	29.248	32.776	259.3	6	2'09.471	25.668	41.614	29.298	32.891	265.5			
16	2'08.640	25.371	41.502	29.063	32.704	260.3	7	2'16.640 P	25.455	41.872	29.400	39.913	264.6			
17	2'09.499	25.182	41.811	29.586	32.920	258.7	8	8'05.699	6'20.022	42.862	29.603	33.212	255.1			
18	2'08.461	25.248	41.548	29.062	32.603	258.4	9	2'10.131	25.616	42.210	29.454	32.851	257.2			
2nd 22 Sam LOWES																
		Speed Up Racing		GBR		Runs=2		Total laps=18		Full laps=15						
1	3'12.102	1'14.474	45.645	37.586	34.397	256.5	10	2'09.721	25.442	42.050	29.580	32.649	264.3			
2	2'11.734	26.017	43.017	29.698	33.002	255.4	11	2'09.509	25.382	41.780	29.442	32.905	261.1			
3	2'10.851	25.757	42.663	29.364	33.067	257.8	12	2'09.245	25.354	41.848	29.293	32.750	259.3			
4	2'11.012	25.673	42.121	29.360	33.858	258.5	13	2'09.245	25.482	41.732	29.211	32.820	259.2			
5	2'09.106	25.345	41.794	29.239	32.728	261.1	14	2'09.080	25.304	41.688	29.256	32.832	259.7			
6	2'29.134	28.328	54.564	30.988	35.254	187.3	15	2'09.426	25.389	41.835	29.350	32.852	258.6			
7	2'10.196	25.437	42.332	29.556	32.871	257.4	16	2'09.211	25.490	41.829	29.208	32.684	259.3			
8	2'09.456	25.324	42.111	29.202	32.819	255.9	17	2'08.976	25.335	41.615	29.198	32.828	260.7			
9	2'09.576	25.335	42.072	29.334	32.835	256.8	18	2'08.932	25.295	41.680	29.151	32.806	259.6			
10	2'09.444	25.320	42.095	29.269	32.760	255.0	5th 7 Lorenzo BALDASSA									
11	2'09.388	25.243	41.981	29.329	32.835	255.4	Forward Racing		ITA		Runs=3		Total laps=17		Full laps=12	
12	2'31.409 P	29.595	45.264	31.392	45.158	228.4	1	2'51.851	59.428	46.281	31.332	34.810	247.8			
13	8'20.837	6'35.448	43.033	29.566	32.790	255.4	2	2'13.611	26.224	43.688	30.227	33.472	256.2			
14	2'08.695	25.212	41.828	29.206	32.449	257.8	3	2'12.090	26.234	42.615	29.955	33.286	257.3			
15	2'16.673	25.079	49.320	29.650	32.624	193.7	4	2'11.696	26.319	42.619	29.711	33.047	259.3			
16	2'08.539	25.181	41.780	29.066	32.512	258.2	5	2'10.719	25.811	42.399	29.669	32.840	259.4			
17	2'08.762	25.485	41.657	29.164	32.456	257.4	6	2'10.228	25.686	42.192	29.462	32.888	256.8			
18	2'08.477	25.244	41.764	29.056	32.413	256.4	7	2'23.873	25.609	42.159	33.068	43.037	261.1			
3rd 94 Jonas FOLGER																
		AGR Team		GER		Runs=3		Total laps=15		Full laps=10						
1	3'02.006	1'12.247	45.357	30.590	33.812	253.2	8	2'09.357	25.500	41.778	29.460	32.619	258.9			
2	2'12.852	26.391	43.040	29.948	33.473	257.5	9	2'20.469 P	25.959	43.596	31.271	39.643	251.6			
3	2'11.502	26.020	42.302	29.933	33.247	259.1	10	7'46.280	5'59.060	43.538	30.306	33.376	252.5			
4	2'18.061	31.853	42.733	30.402	33.073	260.8	11	2'11.557	25.977	42.740	29.775	33.065	254.8			
5	2'10.305	25.596	42.136	29.600	32.973	260.4	12	2'09.858	25.646	42.000	29.451	32.761	255.8			
6	2'20.022 P	25.684	42.240	29.801	42.297	259.1	13	2'16.651 P	25.485	42.098	29.627	39.441	256.0			
7	8'07.012	6'20.933	43.165	30.061	32.853	256.0	14	4'34.132	2'39.680	43.733	34.085	36.634	253.9			
8	2'09.800	25.596	41.913	29.580	32.711	257.4	15	2'09.414	25.538	41.770	29.477	32.629	259.3			
6th 40 Alex RINS																
		Paginas Amarillas HP		SPA		Runs=3		Total laps=17		Full laps=12						
1	2'31.312	41.190	44.969	31.240	33.913	256.4	16	2'08.991	25.310	41.787	29.350	32.544	258.3			
Fastest Lap: Johann ZARCO Ajo Motorsport FRA 2'08.461 25.248 41.548 29.062 32.603																

These data/results cannot be reproduced, stored and/or transmitted in whole or in part by any manner of electronic, mechanical, photocopying, recording, broadcasting or otherwise now known or herein after developed without the previous express consent by the copyright owner, except for reproduction in daily press and regular printed publications on sale to the public within 60 days of the event related to those data/results and always provided that copyright symbol appears together as follows below.
© DORNA, 2015



Free Practice Nr. 1

Moto2

Lap	Lap Time	T1	T2	T3	T4	Speed	Lap	Lap Time	T1	T2	T3	T4	Speed
2	2'12.511	26.220	43.019	30.007	33.265	256.6	9	2'09.496	25.661	41.685	29.460	32.690	260.0
3	2'10.573	25.544	42.286	29.764	32.979	260.1	10	2'11.674	26.442	42.626	29.787	32.819	256.4
4	2'09.917	25.618	41.828	29.542	32.929	262.3	11	2'09.318	25.522	41.830	29.432	32.534	256.5
5	2'09.200	25.441	41.747	29.471	32.541	262.2	12	2'09.662	25.499	41.891	29.674	32.598	258.0
6	2'09.130	25.424	41.686	29.427	32.593	265.1	13	2'16.846	25.634	44.709	33.454	33.049	260.8
7	2'17.270 P	25.139	41.646	29.569	40.916	261.1	14	2'10.462	25.570	42.385	29.716	32.791	260.3
8	6'45.336	4'59.224	42.958	29.964	33.190	254.3	15	2'10.518	25.935	42.069	29.784	32.730	262.3
9	2'09.832	25.690	41.931	29.424	32.787	257.6	16	2'10.398	26.055	42.070	29.461	32.812	258.9
10	2'08.993	25.196	41.851	29.349	32.597	258.2	17	2'09.502	25.543	41.903	29.524	32.532	259.2
11	2'09.120	25.162	41.772	29.482	32.704	260.3	18	2'09.522	25.595	41.784	29.452	32.691	258.3
12	2'18.912 P	25.539	41.747	30.231	41.395	261.8	19	2'09.516	25.490	41.695	29.561	32.770	259.4
13	7'03.645	5'12.054	48.395	30.168	33.028	218.1	20	2'10.929	25.931	41.931	29.989	33.078	257.6
14	2'09.463	25.129	42.164	29.475	32.695	258.5	21	2'09.608	25.562	41.791	29.571	32.684	259.3
15	2'09.494	25.167	41.781	29.669	32.877	260.2							
16	2'09.176	25.101	41.749	29.435	32.891	256.6							
17	2'09.266	25.200	41.866	29.389	32.811	259.5							

7th		11	Sandro CORTESE	Dynavolt Intact GP	GER	
		Runs=2	Total laps=16	Full laps=13		
1	2'50.182	50.712	45.182	35.339	38.949	258.6
2	2'13.858	26.459	43.413	30.259	33.727	262.8
3	2'11.615	26.087	42.414	29.840	33.274	263.1
4	2'10.734	26.083	42.149	29.595	32.907	262.9
5	2'11.196	25.864	42.481	29.731	33.120	263.0
6	2'10.490	25.701	42.015	29.648	33.126	262.7
7	2'09.807	25.525	41.929	29.589	32.764	263.9
8	2'10.060	25.605	41.977	29.601	32.877	262.9
9	2'19.535 P	25.498	41.715	29.408	42.914	262.2
10	11'56.456	10'02.809	45.677	33.334	34.636	246.9
11	2'09.751	25.615	41.791	29.727	32.618	261.5
12	2'09.513	25.428	41.694	29.519	32.872	265.2
13	2'09.549	25.413	41.875	29.560	32.701	263.6
14	2'09.031	25.294	41.648	29.502	32.587	263.4
15	2'09.221	25.221	41.653	29.538	32.809	262.9
16	2'09.175	25.274	41.596	29.347	32.958	262.3

8th		60	Julian SIMON	QMMF Racing Team	SPA	
		Runs=3	Total laps=14	Full laps=9		
1	2'49.007	58.922	44.903	30.975	34.207	255.1
2	2'11.877	26.128	42.511	30.192	33.046	257.6
3	2'11.035	25.940	42.066	29.941	33.088	258.8
4	2'10.960	25.838	42.259	29.770	33.093	261.7
5	2'10.313	25.740	41.994	29.651	32.928	260.4
6	2'09.895	25.529	42.060	29.441	32.865	264.9
7	2'09.494	25.360	41.796	29.675	32.663	261.1
8	2'20.237 P	25.502	41.653	29.435	43.647	258.6
9	11'03.389	9'17.248	43.156	29.781	33.204	255.8
10	2'10.144	25.662	42.028	29.547	32.907	259.0
11	2'18.306 P	25.562	42.004	29.471	41.269	259.1
12	8'15.570	6'31.323	42.213	29.403	32.631	257.3
13	2'09.033	25.407	41.526	29.269	32.831	257.9
14	2'09.266	25.342	41.703	29.563	32.658	259.3

9th		30	Takaaki NAKAGAMI	IDEMITSU Honda Tea	JPN	
		Runs=1	Total laps=21	Full laps=20		
1	2'48.702	57.998	45.009	30.947	34.748	251.8
2	2'12.004	26.267	42.550	29.988	33.199	257.7
3	2'10.354	25.895	42.074	29.530	32.855	261.1
4	2'09.838	25.774	41.726	29.728	32.610	258.6
5	2'09.545	25.492	41.696	29.646	32.711	257.6
6	2'09.876	25.463	42.056	29.828	32.529	260.9
7	2'09.064	25.379	41.854	29.422	32.409	257.6
8	2'09.224	25.415	41.791	29.469	32.549	262.0

10th		12	Thomas LUTHI	Derendinger Racing In	SWI	
		Runs=2	Total laps=17	Full laps=14		
1	3'07.803	1'17.773	44.839	31.244	33.947	254.7
2	2'11.774	26.291	42.325	30.081	33.077	260.0
3	2'10.674	26.031	42.033	29.768	32.842	261.6
4	2'10.523	26.166	42.042	29.552	32.763	263.0
5	2'09.607	25.688	41.657	29.515	32.747	262.7
6	2'09.586	25.615	41.765	29.495	32.711	262.3
7	2'13.644	25.665	42.974	31.299	33.706	262.0
8	2'09.158	25.469	41.652	29.441	32.596	261.7
9	2'22.094 P	27.752	43.058	31.312	39.972	250.4
10	10'12.864	8'26.984	42.961	29.856	33.063	254.2
11	2'09.805	25.530	41.916	29.475	32.884	259.2
12	2'09.211	25.487	41.693	29.485	32.546	260.0
13	2'09.692	25.476	41.922	29.452	32.842	263.0
14	2'09.858	25.601	41.694	29.338	33.225	260.9
15	2'09.349	25.606	41.747	29.310	32.686	261.1
16	2'16.186	25.607	45.511	30.189	34.879	259.2
17	2'09.526	25.487	41.725	29.523	32.791	262.0

11th		55	Hafizh SYHRIN	Petronas Raceline Mal	MAL	
		Runs=3	Total laps=17	Full laps=12		
1	3'02.769	1'12.001	45.870	30.890	34.008	251.5
2	2'13.188	26.567	43.044	30.210	33.367	259.4
3	2'12.190	26.433	42.595	29.948	33.214	258.7
4	2'13.605	26.388	44.337	29.875	33.005	228.2
5	2'09.765	25.706	41.800	29.608	32.651	263.4
6	2'26.170	27.495	46.106	33.462	39.107	227.2
7	2'25.169 P	25.441	43.658	31.411	44.659	256.3
8	8'29.504	6'31.564	45.410	36.887	35.643	250.2
9	2'11.476	25.981	42.556	29.990	32.949	257.2
10	2'11.084	25.790	42.345	29.877	33.072	258.1
11	2'25.140	28.363	49.515	30.898	36.364	211.0
12	2'24.159 P	26.635	43.193	30.638	43.693	255.6
13	3'51.671	1'57.228	47.886	32.275	34.282	221.9
14	2'09.508	25.387	41.987	29.550	32.584	262.5
15	2'09.390	25.339	41.596	29.714	32.741	263.1
16	2'09.222	25.367	41.624	29.411	32.820	262.5
17	2'09.332	25.414	41.734	29.492	32.692	263.6

12th		77	Dominique AEGERT	Techomag Racing In	SWI	
		Runs=3	Total laps=16	Full laps=11		
1	2'24.629	32.738	45.950	31.754	34.187	255.5
2	2'13.555	26.811	43.045	30.278	33.421	263.9
3	2'11.893	25.972	42.290	30.272	33.359	266.1
4	2'10.744	25.702	42.480	29.667	32.895	267.9
5	2'10.699	25.632	42.387	29.638	33.042	263.2
6	2'10.164	25.654	42.126	29.530	32.854	263.2
7	2'10.410	25.452	42.078	29.591	33.289	263.7

Fastest Lap:	Johann ZARCO	Ajo Motorsport	FRA	2'08.461	25.248	41.548	29.062	32.603
---------------------	--------------	----------------	-----	----------	--------	--------	--------	--------

These data/results cannot be reproduced, stored and/or transmitted in whole or in part by any manner of electronic, mechanical, photocopying, recording, broadcasting or otherwise now known or herein after developed without the previous express consent by the copyright owner, except for reproduction in daily press and regular printed publications on sale to the public within 60 days of the event related to those data/results and always provided that copyright symbol appears together as follows below.
© DORNA, 2015



Free Practice Nr. 1

Moto2

Lap	Lap Time	T1	T2	T3	T4	Speed	Lap	Lap Time	T1	T2	T3	T4	Speed
8	2'19.541 P	25.719	44.099	29.892	39.831	253.5	7	2'10.710	25.677	42.312	29.516	33.205	258.0
9	9'42.262	7'49.212	46.993	31.380	34.677	256.2	8	2'14.036	26.347	43.667	30.572	33.450	246.1
10	2'13.501	25.871	42.328	31.359	33.943	260.7	9	2'09.605	25.533	41.902	29.372	32.798	259.4
11	2'15.508 P	25.729	42.310	29.711	37.758	260.9	10	2'18.697	25.602	47.774	30.052	35.269	256.2
12	5'24.154	3'34.155	44.769	30.035	35.195	260.6	11	2'10.046	25.662	42.075	29.496	32.813	259.3
13	2'10.037	25.620	41.999	29.619	32.799	265.8	12	2'10.089	25.519	41.977	29.599	32.994	259.6
14	2'11.474	25.724	42.861	29.969	32.920	263.3	13	2'21.226 P	26.330	43.454	30.460	40.982	247.5
15	2'13.744	24.672	42.157	30.137	36.778	262.5	14	7'24.226	5'37.782	43.142	29.913	33.389	256.6
16	2'09.237	25.332	41.745	29.468	32.692	265.2	15	2'10.730	25.622	42.240	29.813	33.055	255.9

13th 4 Randy KRUMMENA JIR Racing Team SWI
Runs=1 Total laps=21 Full laps=20

1	2'24.477	33.400	45.428	31.264	34.385	253.4
2	2'13.447	26.761	42.924	30.360	33.402	256.1
3	2'11.696	26.065	42.553	30.054	33.024	258.8
4	2'10.536	25.758	42.377	29.447	32.954	255.9
5	2'12.448	26.739	43.012	29.643	33.054	255.8
6	2'11.176	25.802	42.558	29.893	32.923	255.7
7	2'09.960	25.634	41.901	29.614	32.811	260.9
8	2'09.944	25.552	42.123	29.526	32.743	257.3
9	2'09.633	25.659	41.915	29.402	32.657	256.3
10	2'11.843	26.327	42.542	29.941	33.033	251.6
11	2'10.571	25.701	42.163	29.680	33.027	255.3
12	2'10.443	25.630	42.106	29.817	32.890	255.9
13	2'10.160	25.650	41.982	29.535	32.993	255.3
14	2'10.402	25.770	42.274	29.472	32.886	255.3
15	2'10.375	25.691	42.246	29.530	32.908	254.8
16	2'10.810	25.494	42.374	30.019	32.923	257.9
17	2'17.937	25.646	42.046	29.570	40.675	256.8
18	2'11.020	26.531	41.907	29.786	32.796	259.0
19	2'10.342	25.706	42.529	29.350	32.757	256.2
20	2'09.404	25.557	41.836	29.329	32.682	256.4
21	2'09.422	25.489	41.799	29.415	32.719	255.8

14th 73 Alex MARQUEZ EG 0,0 Marc VDS SPA
Runs=2 Total laps=18 Full laps=15

1	2'23.691	32.876	45.395	31.227	34.193	257.4
2	2'13.737	26.355	43.492	30.245	33.645	257.2
3	2'12.391	26.158	42.754	30.031	33.448	260.0
4	2'10.691	25.730	42.504	29.620	32.837	263.8
5	2'10.676	25.550	42.511	29.683	32.932	258.3
6	2'10.185	25.403	42.163	29.690	32.929	257.4
7	2'11.717	25.311	42.175	30.992	33.239	257.6
8	2'09.863	25.347	42.101	29.717	32.698	260.1
9	2'09.708	25.366	42.089	29.581	32.672	256.8
10	2'21.330 P	26.815	43.185	30.510	40.820	249.1
11	8'16.353	6'28.796	43.542	30.601	33.414	256.1
12	2'10.598	25.679	42.275	29.665	32.979	256.5
13	2'10.779	25.412	42.093	29.646	33.628	257.5
14	2'09.505	25.386	41.860	29.486	32.773	258.8
15	2'09.712	25.410	41.948	29.494	32.860	257.3
16	2'09.717	25.348	41.936	29.384	33.049	258.3
17	2'09.552	25.369	41.879	29.458	32.846	258.1
18	2'10.382	25.505	42.199	29.773	32.905	258.3

15th 36 Mika KALLIO Italtrans Racing Team FIN
Runs=2 Total laps=18 Full laps=15

1	2'36.705	45.160	46.248	31.158	34.139	242.4
2	2'12.892	26.301	42.868	30.179	33.544	259.9
3	2'10.596	26.130	41.944	29.649	32.873	261.6
4	2'11.302	26.376	42.128	29.731	33.067	261.6
5	2'10.451	25.738	42.043	29.622	33.048	262.1
6	2'10.762	26.003	42.192	29.561	33.006	261.0

16th 19 Xavier SIMEON Federal Oil Gresini Mo BEL
Runs=2 Total laps=16 Full laps=13

1	2'35.458	44.838	45.695	31.225	33.700	254.2
2	2'12.406	25.916	43.077	30.223	33.190	261.8
3	2'11.242	25.846	42.420	29.795	33.181	257.9
4	2'10.250	25.620	42.138	29.526	32.966	258.1
5	2'10.008	25.597	42.003	29.549	32.859	260.1
6	2'16.068	27.894	43.752	31.174	33.248	257.2
7	2'09.856	25.568	41.994	29.423	32.871	258.0
8	2'09.682	25.492	41.926	29.412	32.852	259.8
9	2'09.936	25.624	41.911	29.420	32.981	257.6
10	2'26.274 P	26.358	47.023	31.783	41.110	194.4
11	12'24.957	10'37.514	44.000	30.172	33.271	227.0
12	2'10.641	25.806	42.188	29.761	32.886	257.8
13	2'10.174	25.576	42.148	29.597	32.853	257.6
14	2'09.807	25.611	41.945	29.506	32.745	259.7
15	2'09.768	25.506	41.903	29.471	32.888	258.0
16	2'10.105	25.386	41.934	29.504	33.281	257.5

17th 39 Luis SALOM Paginas Amarillas HP SPA
Runs=3 Total laps=17 Full laps=12

1	2'39.472	49.020	44.695	31.973	33.784	258.6
2	2'14.000	26.350	43.137	30.502	34.011	261.0
3	2'12.434	26.070	42.926	30.187	33.251	261.7
4	2'11.616	26.029	42.700	29.895	32.992	262.7
5	2'10.789	25.620	42.359	29.851	32.959	264.7
6	2'10.403	25.625	42.199	29.622	32.957	260.8
7	2'09.864	25.434	42.206	29.522	32.702	261.6
8	2'09.740	25.491	42.122	29.617	32.510	262.8
9	2'24.615 P	25.451	44.385	30.890	43.889	253.4
10	6'36.491	4'47.546	44.757	30.413	33.775	258.5
11	2'11.378	25.811	42.851	29.792	32.924	258.3
12	2'11.388	26.042	42.704	29.935	32.707	261.1
13	2'10.101	25.456	42.265	29.540	32.840	263.3
14	2'10.087	25.687	42.152	29.570	32.678	264.3
15	2'28.309 P	31.398	44.061	30.943	41.907	260.8
16	5'01.245	3'07.909	43.824	32.227	37.285	261.5
17	2'10.731	25.573	42.582	29.636	32.940	260.0

18th 3 Simone CORSI Forward Racing ITA
Runs=3 Total laps=8 Full laps=4

1	2'57.945 P	54.544	47.061	31.786	44.554	247.7
2	8'31.194	6'41.509	44.809	31.626	33.250	253.7
3	2'11.686	26.126	42.578	29.671	33.311	258.6
4	2'09.744	25.547	41.920	29.395	32.882	259.7
5	2'11.697	25.469	42.467	29.997	33.764	256.1
6	2'12.563	25.867	42.792	29.883	34.021	254.7
7	2'26.424 P	26.100	42.644	29.925	47.755	254.9
8	22'58.840	21'11.435	43.346	30.105	33.954	253.5

Fastest Lap: Johann ZARCO Ajo Motorsport FRA 2'08.461 25.248 41.548 29.062 32.603

These data/results cannot be reproduced, stored and/or transmitted in whole or in part by any manner of electronic, mechanical, photocopying, recording, broadcasting or otherwise now known or herein after developed without the previous express consent by the copyright owner, except for reproduction in daily press and regular printed publications on sale to the public within 60 days of the event related to those data/results and always provided that copyright symbol appears together as follows below.
© DORNA, 2015



Free Practice Nr. 1

Moto2

Lap	Lap Time	T1	T2	T3	T4	Speed	Lap	Lap Time	T1	T2	T3	T4	Speed	
19th	49	Axel PONS AGR Team SPA						4	2'11.097	25.928	42.444	29.632	33.093	258.7
		Runs=2	Total laps=17	Full laps=13			5	2'19.963 P	26.130	43.260	30.442	40.131	259.4	
1	2'33.829	44.608	45.040	30.361	33.820	251.7	6	12'53.384	11'04.329	45.336	30.258	33.461	251.9	
2	2'14.638	26.989	43.559	30.450	33.640	261.1	7	2'16.533	26.280	42.772	30.078	37.403	255.4	
3	2'11.447	25.954	42.617	29.492	33.384	257.8	8	2'17.958	29.190	43.389	31.612	33.767	254.6	
4	2'10.751	25.883	42.199	29.554	33.115	256.7	9	2'12.656	25.922	42.389	30.599	33.746	259.9	
5	2'09.965	25.679	41.987	29.500	32.799	258.3	10	2'11.792	26.107	42.705	29.783	33.197	255.3	
6	2'10.847	25.984	42.184	29.697	32.982	255.0	11	2'10.973	26.047	42.560	29.413	32.953	255.2	
7	2'14.949	30.255	42.301	29.618	32.775	256.4	12	2'10.355	25.491	42.301	29.553	33.010	258.9	
8	2'10.221	25.512	42.077	29.608	33.024	257.5	13	2'10.799	25.725	42.279	29.778	33.017	258.9	
9	2'10.120	25.762	41.932	29.507	32.919	255.8	14	2'12.418	27.706	42.404	29.505	32.803	257.4	
10	2'21.591 P	26.517	42.378	30.229	42.467	253.1	15	2'21.034	26.530	48.639	30.444	35.421	242.6	
11	11'25.828	9'40.240	42.426	29.769	33.393	255.9	16	2'10.481	25.886	42.212	29.542	32.841	262.5	
12	2'11.401	26.265	42.437	29.683	33.016	255.8	23rd 97 Xavi VIERGE Tech 3 SPA							
13	2'10.615	25.632	42.148	29.801	33.034	257.3		Runs=2	Total laps=18	Full laps=15				
14	2'09.950	25.447	42.175	29.551	32.777	261.6	1	2'25.251	33.184	45.998	31.644	34.425	248.5	
15	2'10.056	25.639	41.993	29.698	32.726	258.9	2	2'15.066	26.914	43.631	30.530	33.991	256.7	
16	2'11.990	25.576	42.169	31.210	33.035	257.0	3	2'19.454	30.572	43.905	30.667	34.310	253.8	
17	2'23.183 P	25.911	42.473	30.390	44.409	257.3	4	2'13.070	26.610	42.868	29.996	33.596	254.3	
20th 95 Anthony WEST QMMF Racing Team AUS							5	2'15.839	27.349	43.712	30.462	34.316	257.1	
		Runs=3	Total laps=16	Full laps=11			6	2'12.580	26.260	42.753	30.444	33.123	254.0	
1	2'28.345	38.046	45.417	30.977	33.905	249.3	7	2'11.927	26.548	42.192	30.058	33.129	255.9	
2	2'12.232	26.267	42.526	30.247	33.192	257.6	8	2'11.979	26.421	42.387	29.833	33.338	255.5	
3	2'11.579	26.515	42.404	29.782	32.878	260.5	9	2'12.217	26.167	42.708	30.013	33.329	254.2	
4	2'10.719	25.981	42.180	29.745	32.813	258.0	10	2'22.178 P	26.426	42.743	30.500	42.509	251.5	
5	2'10.340	25.916	41.947	29.648	32.829	262.3	11	8'40.999	6'53.683	43.765	30.254	33.297	233.4	
6	2'10.184	26.010	41.820	29.586	32.768	261.6	12	2'11.357	26.215	42.240	29.778	33.124	257.3	
7	2'09.957	25.794	41.851	29.665	32.647	259.2	13	2'11.932	25.871	42.642	29.833	33.586	256.0	
8	2'30.960 P	28.894	46.135	32.181	43.750	248.7	14	2'11.389	26.294	42.229	29.803	33.063	254.8	
9	9'30.412	7'17.412	51.902	34.034	47.064	239.7	15	2'11.033	25.909	42.441	29.698	32.985	256.3	
10	2'11.194	26.339	42.069	29.786	33.000	255.0	16	2'11.117	25.866	42.239	29.663	33.349	256.9	
11	2'38.415	29.309	50.599	37.510	40.997	235.1	17	2'20.242	30.162	47.052	29.757	33.271	203.7	
12	2'10.541	25.863	42.260	29.651	32.767	255.1	18	2'10.360	25.650	42.092	29.579	33.039	256.5	
13	2'10.294	25.828	41.983	29.676	32.807	256.0	24th 25 Azlan SHAH IDEMITSU Honda Tea MAL							
14	2'28.198 P	28.639	45.568	32.409	41.582	244.3		Runs=2	Total laps=18	Full laps=14				
15	5'08.433	3'14.980	47.169	32.040	34.244	249.5	1	2'33.155	38.906	45.912	32.899	35.438	254.4	
16	2'10.329	25.888	42.126	29.659	32.656	257.3	2	2'15.920	27.389	44.174	30.586	33.771	260.2	
21st 23 Marcel SCHROTTE Tech 3 GER							3	2'11.369	25.908	42.332	29.736	33.393	260.1	
		Runs=2	Total laps=15	Full laps=12			4	2'12.798	26.393	42.756	30.141	33.508	255.1	
1	3'05.264	1'15.104	45.182	31.308	33.670	255.1	5	2'19.134	26.383	45.568	33.541	33.642	259.4	
2	2'12.163	26.396	42.821	29.905	33.041	257.8	6	2'17.292	26.038	42.908	33.242	35.104	261.6	
3	2'11.816	26.420	42.684	29.735	32.977	257.7	7	2'27.441 P	25.666	42.465	30.001	49.309	257.2	
4	2'11.708	26.234	42.374	29.828	33.272	257.0	8	7'29.710	5'42.966	42.711	30.356	33.677	256.2	
5	2'10.307	25.811	42.095	29.626	32.775	261.2	9	2'12.947	25.743	43.081	30.274	33.849	257.0	
6	2'10.376	25.564	42.125	29.752	32.935	260.1	10	2'12.707	25.946	42.526	30.458	33.777	256.1	
7	2'23.891 P	28.136	44.513	31.431	39.811	248.9	11	2'11.619	25.891	42.461	29.977	33.290	256.7	
8	14'54.707	13'07.450	43.760	30.178	33.319	240.6	12	2'11.488	25.862	42.348	29.972	33.306	258.5	
9	2'11.078	25.904	42.348	29.654	33.172	256.7	13	2'22.747	29.161	49.921	30.322	33.343	250.1	
10	2'15.599	25.842	42.385	33.925	33.447	256.1	14	2'10.864	25.591	42.302	29.811	33.160	262.5	
11	2'10.659	25.581	42.445	29.686	32.947	258.3	15	2'10.795	25.838	42.297	29.664	32.996	261.4	
12	2'21.404	29.508	45.565	30.240	36.091	237.1	16	2'10.521	25.541	42.201	29.679	33.100	259.4	
13	2'11.108	25.718	42.286	29.764	33.340	260.1	17	2'10.692	25.705	42.164	29.766	33.057	258.1	
14	2'11.166	25.694	42.362	29.851	33.259	257.3	18	2'33.317 P	25.794	50.163	32.211	45.149	228.9	
15	2'24.608	25.595	42.319	40.221	36.473	258.6	25th 10 Thitipong WAROKO APH PTT The Pizza S THA							
22nd 88 Ricard CARDUS JPMoto Malaysia SPA								Runs=2	Total laps=17	Full laps=14				
		Runs=2	Total laps=16	Full laps=13			1	2'42.759	45.959	46.776	33.734	36.290	253.2	
1	2'26.236	32.131	47.401	32.336	34.368	248.4	2	2'17.898	27.284	44.165	31.259	35.190	256.7	
2	2'14.205	27.005	42.989	30.363	33.848	258.9	3	2'14.642	26.828	43.046	30.448	34.320	259.8	
3	2'12.600	26.443	42.953	29.997	33.207	258.3	4	2'14.383	26.931	42.902	30.276	34.274	259.4	
							5	2'13.138	26.524	42.514	30.197	33.903	261.1	

Fastest Lap: Johann ZARCO Ajo Motorsport FRA **2'08.461** 25.248 41.548 29.062 32.603

These data/results cannot be reproduced, stored and/or transmitted in whole or in part by any manner of electronic, mechanical, photocopying, recording, broadcasting or otherwise now known or herein after developed without the previous express consent by the copyright owner, except for reproduction in daily press and regular printed publications on sale to the public within 60 days of the event related to those data/results and always provided that copyright symbol appears together as follows below.
© DORNA, 2015



Free Practice Nr. 1

Moto2

Lap	Lap Time	T1	T2	T3	T4	Speed	Lap	Lap Time	T1	T2	T3	T4	Speed
6	2'12.808	26.290	42.739	30.045	33.734	258.2	12	2'13.289	26.238	42.967	30.352	33.732	258.8
7	2'12.849	26.095	42.726	30.202	33.826	258.8	13	2'13.798	26.226	43.034	30.737	33.801	259.5
8	2'12.729	26.347	42.728	29.930	33.724	257.3	14	2'13.446	26.501	43.186	30.298	33.461	258.5
9	2'31.056 P	26.663	44.100	33.647	46.646	253.0	15	2'14.787	26.707	43.619	30.938	33.523	257.2
10	9'38.634	7'49.224	44.029	30.592	34.789	253.0	16	2'13.872	26.297	43.385	30.460	33.730	257.7
11	2'12.808	26.330	42.820	30.001	33.657	257.0	17	2'16.217	28.107	43.255	30.598	34.257	258.6
12	2'13.044	26.262	42.974	30.249	33.559	256.5	18	2'14.112	26.209	43.219	30.933	33.751	256.5
13	2'12.016	25.994	42.546	29.947	33.529	258.7	19	2'12.866	26.246	43.048	30.183	33.389	257.1
14	2'12.808	26.117	42.931	30.013	33.747	256.4							
15	2'11.816	25.964	42.636	29.725	33.491	258.3							
16	2'11.889	26.023	42.654	29.683	33.529	256.1							
17	2'12.819	26.087	42.761	29.852	34.119	255.9							

26th 66 Florian ALT E-Motion IodaRacing GER
 Runs=2 Total laps=18 Full laps=14

1	2'38.550	44.029	47.303	32.130	35.088	244.4
2	2'17.167	27.062	44.148	31.297	34.660	254.1
3	2'15.298	26.661	43.740	30.753	34.144	251.4
4	2'14.193	26.600	43.157	30.456	33.980	251.6
5	2'15.429	27.266	43.103	30.988	34.072	256.2
6	2'13.518	26.267	43.091	30.254	33.906	251.0
7	2'13.357	26.202	43.085	30.237	33.833	252.6
8	2'27.319 P	27.083	47.773	31.176	41.287	246.1
9	7'14.293	5'22.894	45.250	31.675	34.474	244.6
10	2'13.549	26.463	43.071	30.421	33.594	249.9
11	2'13.304	26.402	42.753	30.429	33.720	250.1
12	2'12.885	26.320	42.818	30.171	33.576	249.3
13	2'13.064	26.350	42.754	30.247	33.713	248.7
14	2'19.522	27.617	44.887	31.586	35.432	239.8
15	2'12.976	26.385	42.812	30.144	33.635	251.8
16	2'12.679	26.272	42.654	30.172	33.581	250.9
17	2'12.174	26.076	42.561	29.946	33.591	252.1
18	2'25.377 P	27.305	45.016	31.033	42.023	244.3

27th 28 Bradley RAY FAB-Racing GBR
 Runs=3 Total laps=13 Full laps=8

1	3'10.740 P	1'00.441	49.784	33.667	46.848	207.1
2	8'38.649	6'48.132	45.155	31.022	34.340	253.2
3	2'41.821	26.135	43.067			254.5
4	2'14.090	26.510	43.148	30.545	33.887	253.8
5	2'12.953	26.164	42.830	30.427	33.532	255.0
6	2'12.230	25.923	42.609	30.298	33.400	254.0
7	2'12.334	25.812	42.855	30.233	33.434	253.9
8	2'30.010 P	26.553	44.943	31.654	46.860	252.7
9	9'16.802	7'28.103	43.890	31.003	33.806	253.6
10	2'13.334	26.075	43.336	30.360	33.563	257.1
11	2'13.270	26.113	43.216	30.285	33.656	257.5
12	2'13.537	26.184	43.169	30.614	33.570	258.8
13	2'31.409 P	26.196	44.616	34.226	46.371	253.8

28th 2 Jesko RAFFIN sports-millions-EMWE SWI
 Runs=2 Total laps=19 Full laps=16

1	2'32.327	39.185	45.874	32.210	35.058	254.3
2	2'17.195	27.578	44.404	31.417	33.796	258.7
3	2'14.839	26.743	43.460	30.532	34.104	260.4
4	2'14.231	26.780	43.430	30.406	33.615	258.6
5	2'13.280	26.367	43.020	30.482	33.411	261.6
6	2'12.969	26.296	43.092	30.296	33.285	259.6
7	2'12.929	26.105	43.102	30.365	33.357	259.6
8	2'12.486	26.192	42.619	30.334	33.341	260.9
9	2'23.765 P	26.226	43.182	31.072	43.285	258.8
10	6'03.352	4'14.474	44.149	30.888	33.841	254.8
11	2'14.985	26.346	43.382	30.877	34.380	259.0

29th 64 Federico CARICAS Italtrans Racing Team ITA
 Runs=2 Total laps=17 Full laps=14

1	2'42.525	44.069	48.520	33.667	36.269	235.6
2	2'22.137	28.636	46.010	31.829	35.662	239.3
3	2'20.864	28.032	44.751	31.604	36.477	257.2
4	2'21.130	31.352	43.651	31.221	34.906	261.8
5	2'17.860	27.520	44.163	30.975	35.202	259.0
6	2'16.165	27.651	43.478	30.673	34.363	256.6
7	2'15.823	27.232	43.735	30.551	34.305	256.4
8	2'15.579	27.048	43.090	30.793	34.648	259.6
9	2'14.831	27.141	43.211	30.531	33.948	257.3
10	2'14.440	26.817	43.089	30.691	33.843	255.8
11	2'34.132 P	27.856	44.191	31.418	50.667	255.4
12	9'15.276	7'25.112	43.444	32.279	34.441	257.2
13	2'14.737	26.857	43.162	30.663	34.055	260.9
14	2'14.326	26.903	43.002	30.371	34.050	260.2
15	2'13.529	26.580	42.833	30.659	33.457	260.3
16	2'13.772	26.385	43.014	30.439	33.934	258.6
17	2'13.432	26.367	42.720	30.432	33.913	259.3

30th 96 Louis ROSSI Tasca Racing Scuderi FRA
 Runs=3 Total laps=11 Full laps=5

1	2'41.390	49.484	45.081	32.098	34.727	256.0
2	2'16.823	27.157	43.948	31.286	34.432	255.6
3	2'13.922	26.467	43.421	30.560	33.474	258.1
4	5'48.865 P	25.986	4'00.846	36.982	45.051	261.1
5	10'32.298	8'41.889	45.129	30.902	34.378	249.1
6	2'14.472	26.697	43.416	30.514	33.845	255.0
7	2'53.794 P	26.236	43.012	1'00.683	43.863	255.0
8	9'47.557	7'57.835	44.007	31.082	34.633	254.3
9	2'14.318	26.374	43.476	30.632	33.836	255.8
10	2'13.475	26.178	43.154	30.510	33.633	256.7
11	2'37.934 P	28.967	47.378	35.054	46.535	252.2

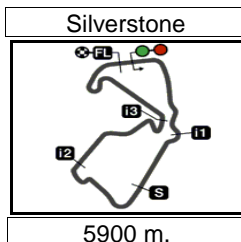
31st 70 Robin MULHAUSER Technomag Racing In SWI
 Runs=3 Total laps=14 Full laps=9

1	2'55.714	1'01.506	46.775	32.187	35.246	253.9
2	2'16.150	27.375	43.910	30.821	34.044	258.0
3	2'15.783	26.733	43.395	30.863	34.792	259.8
4	2'22.113	27.694	49.180	30.798	34.441	148.6
5	2'15.154	26.624	43.847	30.653	34.030	261.7
6	2'27.270 P	29.889	44.418	31.567	41.396	255.3
7	11'21.115	9'29.959	45.365	31.285	34.506	252.2
8	2'14.521	26.666	43.483	30.565	33.807	258.8
9	2'14.157	26.523	43.290	30.584	33.760	258.4
10	2'23.950	30.450	49.118	30.573	33.809	171.4
11	2'13.892	26.336	43.330	30.424	33.802	260.3
12	2'21.351 P	26.382	43.095	30.419	41.455	260.9
13	7'18.052	5'25.890	44.702	33.420	34.040	255.5
14	2'14.906	26.577	43.236	30.731	34.362	259.3

Fastest Lap: Johann ZARCO Ajo Motorsport FRA 2'08.461 25.248 41.548 29.062 32.603

These data/results cannot be reproduced, stored and/or transmitted in whole or in part by any manner of electronic, mechanical, photocopying, recording, broadcasting or otherwise now known or herein after developed without the previous express consent by the copyright owner, except for reproduction in daily press and regular printed publications on sale to the public within 60 days of the event related to those data/results and always provided that copyright symbol appears together as follows below.
 © DORNA, 2015





Results and timing service provided by **TISSOT**

Revised

Moto2

OCTO BRITISH GRAND PRIX

Free Practice Nr. 1

Best Partial Times

IT Ideal Lap Time, sum of the best partial times

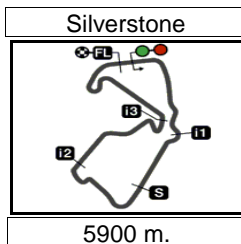
BT Best Lap Time

<i>T1</i>		<i>T2</i>		<i>T3</i>		<i>T4</i>				<i>IT</i>	<i>BT</i>	
<i>Pos</i>	<i>Rider</i>	<i>Time</i>	<i>Rider</i>	<i>Time</i>	<i>Rider</i>	<i>Time</i>	<i>Rider</i>	<i>Time</i>	<i>Pos</i>	<i>Rider</i>		
1	S.LOWES	25.079	J.ZARCO	41.467	S.LOWES	29.056	T.NAKAGAMI	32.409	1	S.LOWES	2'08.205	2'08.477 (2)
2	A.RINS	25.101	J.SIMON	41.526	J.ZARCO	29.062	J.FOLGER	32.412	2	J.ZARCO	2'08.314	2'08.461 (1)
3	J.ZARCO	25.182	S.CORTESE	41.596	T.RABAT	29.151	S.LOWES	32.413	3	A.RINS	2'08.637	2'08.993 (6)
4	S.CORTESE	25.221	H.SYHRIN	41.596	J.SIMON	29.269	L.SALOM	32.510	4	T.RABAT	2'08.709	2'08.932 (4)
5	T.RABAT	25.295	T.RABAT	41.614	T.LUTHI	29.310	A.RINS	32.541	5	S.CORTESE	2'08.751	2'09.031 (7)
6	L.BALDASSARRI	25.296	A.RINS	41.646	R.KRUMMENAC	29.329	L.BALDASSARRI	32.544	6	J.SIMON	2'08.768	2'09.033 (8)
7	A.MARQUEZ	25.311	T.LUTHI	41.652	J.FOLGER	29.345	T.LUTHI	32.546	7	J.FOLGER	2'08.841	2'08.920 (3)
8	A.EGERTER	25.332	S.LOWES	41.657	S.CORTESE	29.347	H.SYHRIN	32.584	8	T.NAKAGAMI	2'08.895	2'09.064 (9)
9	H.SYHRIN	25.339	J.FOLGER	41.684	A.RINS	29.349	S.CORTESE	32.587	9	H.SYHRIN	2'08.930	2'09.222 (11)
10	J.SIMON	25.342	T.NAKAGAMI	41.685	L.BALDASSARRI	29.350	J.ZARCO	32.603	10	L.BALDASSARRI	2'08.960	2'08.991 (5)
11	T.NAKAGAMI	25.379	D.AEGERTER	41.745	M.KALLIO	29.372	J.SIMON	32.631	11	T.LUTHI	2'08.977	2'09.158 (10)
12	X.SIMEON	25.386	L.BALDASSARRI	41.770	A.MARQUEZ	29.384	A.WEST	32.647	12	A.MARQUEZ	2'09.227	2'09.505 (14)
13	J.FOLGER	25.400	R.KRUMMENACH	41.799	S.CORSI	29.395	T.RABAT	32.649	13	D.AEGERTER	2'09.237	2'09.237 (12)
14	L.SALOM	25.434	A.WEST	41.820	H.SYHRIN	29.411	R.KRUMMENAC	32.657	14	R.KRUMMENAC	2'09.274	2'09.404 (13)
15	A.PONS	25.447	A.MARQUEZ	41.860	X.SIMEON	29.412	A.MARQUEZ	32.672	15	X.SIMEON	2'09.446	2'09.682 (16)
16	S.CORSI	25.469	M.KALLIO	41.902	R.CARDUS	29.413	D.AEGERTER	32.692	16	L.SALOM	2'09.588	2'09.740 (17)
17	T.LUTHI	25.469	X.SIMEON	41.903	T.NAKAGAMI	29.422	A.PONS	32.726	17	M.KALLIO	2'09.591	2'09.605 (15)
18	R.KRUMMENAC	25.489	S.CORSI	41.920	D.AEGERTER	29.468	X.SIMEON	32.745	18	A.PONS	2'09.597	2'09.950 (19)
19	R.CARDUS	25.491	A.PONS	41.932	A.PONS	29.492	M.SCHROTTER	32.775	19	S.CORSI	2'09.666	2'09.744 (18)
20	M.KALLIO	25.519	X.VIERGE	42.092	L.SALOM	29.522	M.KALLIO	32.798	20	A.WEST	2'09.847	2'09.957 (20)
21	A.SHAH	25.541	M.SCHROTTER	42.095	X.VIERGE	29.579	R.CARDUS	32.803	21	R.CARDUS	2'09.919	2'10.355 (22)
22	M.SCHROTTER	25.564	L.SALOM	42.122	A.WEST	29.586	S.CORSI	32.882	22	M.SCHROTTE	2'10.060	2'10.307 (21)
23	X.VIERGE	25.650	A.SHAH	42.164	M.SCHROTTER	29.626	X.VIERGE	32.985	23	X.VIERGE	2'10.306	2'10.360 (23)
24	A.WEST	25.794	R.CARDUS	42.212	A.SHAH	29.664	A.SHAH	32.996	24	A.SHAH	2'10.365	2'10.521 (24)

These data/results cannot be reproduced, stored and/or transmitted in whole or in part by any manner of electronic, mechanical, photocopying, recording, broadcasting or otherwise now known or herein after developed without the previous express consent by the copyright owner, except for reproduction in daily press and regular printed publications on sale to the public within 60 days of the event related to those data/results and always provided that copyright symbol appears together as follows below.
© DORNA, 2015

Official MotoGP Timing by **TISSOT**
www.motogp.com





Results and timing service provided by **TISSOT**

Revised

Moto2

OCTO BRITISH GRAND PRIX

Free Practice Nr. 1

Best Partial Times

IT Ideal Lap Time, sum of the best partial times

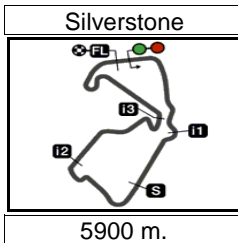
BT Best Lap Time

T1		T2		T3		T4				IT	BT	
<i>Pos</i>	<i>Rider</i>	<i>Time</i>	<i>Rider</i>	<i>Time</i>	<i>Rider</i>	<i>Time</i>	<i>Rider</i>	<i>Time</i>	<i>Pos</i>	<i>Rider</i>		
25	B.RAY	25.812	T.WAROKORN	42.514	T.WAROKORN	29.683	J.RAFFIN	33.285	25	T.WAROKORN	2'11.652	2'11.816 (25)
26	T.WAROKORN	25.964	F.ALT	42.561	F.ALT	29.946	B.RAY	33.400	26	B.RAY	2'12.054	2'12.230 (27)
27	L.ROSSI	25.986	B.RAY	42.609	J.RAFFIN	30.183	F.CARICASULO	33.457	27	F.ALT	2'12.159	2'12.174 (26)
28	F.ALT	26.076	J.RAFFIN	42.619	B.RAY	30.233	L.ROSSI	33.474	28	J.RAFFIN	2'12.192	2'12.486 (28)
29	J.RAFFIN	26.105	F.CARICASULO	42.720	F.CARICASULO	30.371	T.WAROKORN	33.491	29	F.CARICASUL	2'12.915	2'13.432 (29)
30	R.MULHAUSER	26.336	L.ROSSI	43.012	R.MULHAUSER	30.419	F.ALT	33.576	30	L.ROSSI	2'12.982	2'13.475 (30)
31	F.CARICASULO	26.367	R.MULHAUSER	43.095	L.ROSSI	30.510	R.MULHAUSER	33.760	31	R.MULHAUSE	2'13.610	2'13.892 (31)

These data/results cannot be reproduced, stored and/or transmitted in whole or in part by any manner of electronic, mechanical, photocopying, recording, broadcasting or otherwise now known or herein after developed without the previous express consent by the copyright owner, except for reproduction in daily press and regular printed publications on sale to the public within 60 days of the event related to those data/results and always provided that copyright symbol appears together as follows below.
© DORNA, 2015

Official MotoGP Timing by **TISSOT**
www.motogp.com





Results and timing service provided by TISSOT

Moto2

OCTO BRITISH GRAND PRIX

Free Practice Nr. 1

Fastest Laps Sequence

<i>Practice Time</i>	<i>Rider</i>	<i>Nation</i>	<i>Motorcycle</i>	<i>Time</i>	<i>Km/h</i>	<i>Rider's Lap</i>
4'37.378	1 Tito RABAT	SPA	KALEX	2'13.058	159.6	2
4'40.577	95 Anthony WEST	AUS	SPEED UP	2'12.232	160.6	2
5'00.706	30 Takaaki NAKAGAMI	JPN	KALEX	2'12.004	160.9	2
5'00.884	60 Julian SIMON	SPA	SPEED UP	2'11.877	161.0	2
5'19.577	12 Thomas LUTHI	SWI	KALEX	2'11.774	161.1	2
5'23.836	22 Sam LOWES	GBR	SPEED UP	2'11.734	161.2	2
5'38.290	5 Johann ZARCO	FRA	KALEX	2'11.235	161.8	2
6'54.396	40 Alex RINS	SPA	KALEX	2'10.573	162.6	3
7'11.060	30 Takaaki NAKAGAMI	JPN	KALEX	2'10.354	162.9	3
7'48.324	5 Johann ZARCO	FRA	KALEX	2'10.034	163.3	3
9'04.313	40 Alex RINS	SPA	KALEX	2'09.917	163.4	4
9'20.898	30 Takaaki NAKAGAMI	JPN	KALEX	2'09.838	163.5	4
9'57.809	5 Johann ZARCO	FRA	KALEX	2'09.485	164.0	4
11'13.513	40 Alex RINS	SPA	KALEX	2'09.200	164.3	5
11'54.805	22 Sam LOWES	GBR	SPEED UP	2'09.106	164.5	5
12'06.870	5 Johann ZARCO	FRA	KALEX	2'09.061	164.5	5
26'44.074	40 Alex RINS	SPA	KALEX	2'08.993	164.6	10
38'09.451	5 Johann ZARCO	FRA	KALEX	2'08.957	164.7	14
38'12.940	22 Sam LOWES	GBR	SPEED UP	2'08.695	165.0	14
42'27.029	5 Johann ZARCO	FRA	KALEX	2'08.640	165.1	16
42'38.152	22 Sam LOWES	GBR	SPEED UP	2'08.539	165.2	16
46'44.989	5 Johann ZARCO	FRA	KALEX	2'08.461	165.3	18

These data/results cannot be reproduced, stored and/or transmitted in whole or in part by any manner of electronic, mechanical, photocopying, recording, broadcasting or otherwise now known or herein after developed without the previous express consent by the copyright owner, except for reproduction in daily press and regular printed publications on sale to the public within 60 days of the event related to those data/results and always provided that copyright symbol appears together as follows below.
© DORNA, 2015

Official MotoGP Timing by TISSOT
www.motogp.com



Silverstone, Friday, August 28, 2015