


4170 m.

RED BULL INDIANAPOLIS GRAND PRIX

**Warm Up
Classification**

25

	Rider	Nation	Team	Motorcycle	Time	Lap Total	Gap	Top Speed
1	93 Marc MARQUEZ	SPA	Repsol Honda Team	HONDA	1'32.699	7 10		342.1
2	26 Dani PEDROSA	SPA	Repsol Honda Team	HONDA	1'32.877	5 12	0.178 0.178	342.4
3	99 Jorge LORENZO	SPA	Movistar Yamaha MotoGP	YAMAHA	1'32.883	8 9	0.184 0.006	338.4
4	46 Valentino ROSSI	ITA	Movistar Yamaha MotoGP	YAMAHA	1'33.202	3 12	0.503 0.319	337.4
5	29 Andrea IANNONE	ITA	Ducati Team	DUCATI	1'33.339	10 12	0.640 0.137	344.9
6	44 PoI ESPARGARO	SPA	Monster Yamaha Tech 3	YAMAHA	1'33.340	11 11	0.641 0.001	341.6
7	35 Cal CRUTCHLOW	GBR	CWM LCR Honda	HONDA	1'33.538	3 11	0.839 0.198	337.5
8	38 Bradley SMITH	GBR	Monster Yamaha Tech 3	YAMAHA	1'33.569	12 12	0.870 0.031	339.3
9	25 Maverick VIÑALES	SPA	Team SUZUKI ECSTAR	SUZUKI	1'33.664	12 13	0.965 0.095	335.4
10	68 Yonny HERNANDEZ	COL	Octo Pramac Racing	DUCATI	1'33.743	9 12	1.044 0.079	340.0
11	45 Scott REDDING	GBR	EG 0,0 Marc VDS	HONDA	1'33.777	4 12	1.078 0.034	336.8
12	9 Danilo PETRUCCI	ITA	Octo Pramac Racing	DUCATI	1'33.816	5 12	1.117 0.039	341.8
13	4 Andrea DOVIZIOSO	ITA	Ducati Team	DUCATI	1'33.854	4 10	1.155 0.038	343.4
14	41 Aleix ESPARGARO	SPA	Team SUZUKI ECSTAR	SUZUKI	1'33.925	11 11	1.226 0.071	334.1
15	8 Hector BARBERA	SPA	Avintia Racing	DUCATI	1'34.238	9 12	1.539 0.313	338.4
16	63 Mike DI MEGLIO	FRA	Avintia Racing	DUCATI	1'34.287	4 10	1.588 0.049	337.1
17	43 Jack MILLER	AUS	CWM LCR Honda	HONDA	1'34.345	7 11	1.646 0.058	334.8
18	6 Stefan BRADL	GER	Aprilia Racing Team Gresini	APRILIA	1'34.662	10 10	1.963 0.317	333.1
19	69 Nicky HAYDEN	USA	Aspar MotoGP Team	HONDA	1'34.698	3 12	1.999 0.036	327.1
20	19 Alvaro BAUTISTA	SPA	Aprilia Racing Team Gresini	APRILIA	1'34.779	8 12	2.080 0.081	332.3
21	50 Eugene LAVERTY	IRL	Aspar MotoGP Team	HONDA	1'34.979	9 10	2.280 0.200	333.0
22	15 Alex DE ANGELIS	RSM	E-Motion IodaRacing Team	ART	1'35.082	6 11	2.383 0.103	325.2
23	24 Toni ELIAS	SPA	AB Motoracing	HONDA	1'35.523	10 11	2.824 0.441	333.4

Practice condition: **Dry**
 Air: 25°
 Humidity: 79%
 Ground: 27°

Fastest Lap:	Lap: 7	Marc MARQUEZ	1'32.699	161.9 Km/h
Circuit Record Lap:	2014	Marc MARQUEZ	1'32.831	161.7 Km/h
Circuit Best Lap:	2014	Marc MARQUEZ	1'31.619	163.8 Km/h

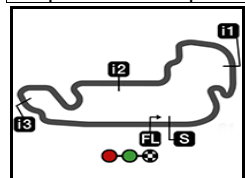
The results are provisional until the end of the limit for protest and appeals.

Time limit for protest expires 30' after publication of the results - Mr. Time:

These data/results cannot be reproduced, stored and/or transmitted in whole or in part by any manner of electronic, mechanical, photocopying, recording, broadcasting or otherwise now known or herein after developed without the previous express consent by the copyright owner, except for reproduction in daily press and regular printed publications on sale to the public within 60 days of the event related to those data/results and always provided that copyright symbol appears together as follows below.

© DORNA, 2015





4170 m.

RED BULL INDIANAPOLIS GRAND PRIX

Warm Up

Top Speed & Average

26



Rider	Nation	Motorcycle	Top 5 speeds					Average	Top
29 Andrea IANNONE	ITA	DUCATI	344.9	344.4	344.1	342.8	342.7	343.8	344.9
4 Andrea DOVIZIOSO	ITA	DUCATI	343.4	343.0	342.8	342.4	341.9	342.7	343.4
26 Dani PEDROSA	SPA	HONDA	342.4	341.3	340.6	339.7	339.7	340.7	342.4
93 Marc MARQUEZ	SPA	HONDA	342.1	340.9	340.7	340.4	340.4	340.8	342.1
9 Danilo PETRUCCI	ITA	DUCATI	341.8	340.9	339.9	338.0	337.8	339.7	341.8
44 Poi ESPARGARO	SPA	YAMAHA	341.6	336.1	334.1	334.0	333.7	335.9	341.6
68 Yonny HERNANDEZ	COL	DUCATI	340.0	339.1	339.0	338.8	338.1	339.0	340.0
38 Bradley SMITH	GBR	YAMAHA	339.3	339.1	338.0	337.8	337.4	338.3	339.3
8 Hector BARBERA	SPA	DUCATI	338.4	337.1	336.8	336.8	336.5	337.1	338.4
99 Jorge LORENZO	SPA	YAMAHA	338.4	338.1	337.3	336.0	335.8	337.1	338.4
35 Cal CRUTCHLOW	GBR	HONDA	337.5	337.5	337.0	336.5	336.3	337.0	337.5
46 Valentino ROSSI	ITA	YAMAHA	337.4	336.0	334.6	334.3	334.1	335.3	337.4
63 Mike DI MEGLIO	FRA	DUCATI	337.1	336.1	332.4	330.8	326.1	332.5	337.1
45 Scott REDDING	GBR	HONDA	336.8	336.4	336.4	335.8	335.1	336.1	336.8
25 Maverick VIÑALES	SPA	SUZUKI	335.4	334.0	333.8	333.7	333.1	333.9	335.4
43 Jack MILLER	AUS	HONDA	334.8	332.6	332.2	331.1	330.5	332.2	334.8
41 Aleix ESPARGARO	SPA	SUZUKI	334.1	334.1	333.6	332.6	332.2	333.3	334.1
24 Toni ELIAS	SPA	HONDA	333.4	330.0	329.7	329.4	328.7	330.2	333.4
6 Stefan BRADL	GER	APRILIA	333.1	330.5	328.9	328.6	327.8	329.8	333.1
50 Eugene LAVERTY	IRL	HONDA	333.0	330.0	329.7	329.1	328.2	330.0	333.0
19 Alvaro BAUTISTA	SPA	APRILIA	332.3	332.2	332.2	332.2	331.9	332.1	332.3
69 Nicky HAYDEN	USA	HONDA	327.1	326.8	326.7	326.3	326.1	326.6	327.1
15 Alex DE ANGELIS	RSM	ART	325.2	324.3	321.9	321.8	320.2	322.7	325.2

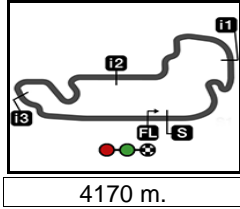
These data/results cannot be reproduced, stored and/or transmitted in whole or in part by any manner of electronic, mechanical, photocopying, recording, broadcasting or otherwise now known or herein after developed without the previous express consent by the copyright owner, except for reproduction in daily press and regular printed publications on sale to the public within 60 days of the event related to those data/results and always provided that copyright symbol appears together as follows below.

© DORNA, 2015

Official MotoGP Timing by TISSOT
www.motogp.com



Indianapolis, Sunday, August 09, 2015



RED BULL INDIANAPOLIS GRAND PRIX

Warm Up

Chronological Analysis of Performances

P Crossing the finish line in pit lane		T1 Time from finish line to 1st intermediate		T2 Time from 1st intermed. to 2nd intermed.		T3 Time from 2nd intermed. to 3rd intermed.		T4 Time from 3rd intermediate to finish line					
Lap	Lap Time	T1	T2	T3	T4	Speed	Lap	Lap Time	T1	T2	T3	T4	Speed
1st 93 Marc MARQUEZ Repsol Honda Team SPA		Runs=3 Total laps=11 Full laps=6					9	1'33.962	24.869	25.731	26.899	16.463	332.0
1	2'34.721 P	36.457	41.201	39.635	37.428		10	1'33.663	24.891	25.651	26.649	16.472	333.1
2	2'02.376	50.174	27.488	28.032	16.682		11	1'33.471	24.807	25.549	26.631	16.484	334.6
3	1'33.799	25.093	25.588	26.757	16.361	337.7	12	1'34.652	24.857	26.411	26.877	16.507	334.3
4	1'33.406	24.878	25.477	26.749	16.302	339.7							
5	1'48.135 P	24.851	25.294	28.577	29.413	342.1							
6	4'01.469	2'51.188	26.503	27.194	16.584								
7	1'32.699	24.640	25.375	26.405	16.279	340.4							
8	1'32.906	24.726	25.299	26.530	16.351	340.4							
9	1'32.901	24.698	25.365	26.454	16.384	340.4							
10	1'32.703	24.742	25.270	26.380	16.311	340.9							
	unfinished	24.718	25.375			340.7							
5th 29 Andrea IANNONE Ducati Team ITA		Runs=2 Total laps=12 Full laps=9					1	1'37.031	26.593	26.577	27.377	16.484	
1	1'37.031						2	1'34.068	25.184	25.826	26.758	16.300	340.9
2	1'34.068						3	1'33.424	24.947	25.627	26.578	16.272	341.2
3	1'33.424						4	1'33.544	25.020	25.582	26.694	16.248	342.7
4	1'33.544						5	1'54.237 P	29.644	28.577	27.798	28.218	342.2
5	1'54.237 P						6	3'26.675	2'11.602	30.690	27.786	16.597	
6	3'26.675						7	1'35.409	25.841	26.183	27.095	16.290	331.9
7	1'35.409						8	1'33.694	25.073	25.639	26.683	16.299	344.4
8	1'33.694						9	1'33.561	24.981	25.505	26.707	16.368	344.1
9	1'33.561						10	1'33.339	24.954	25.506	26.633	16.246	342.8
10	1'33.339						11	1'34.541	26.050	25.593	26.683	16.215	344.9
11	1'34.541						12	1'33.932	24.987	25.704	26.960	16.281	341.6
12	1'33.932												
6th 44 Poi ESPARGARO Monster Yamaha Tec SPA		Runs=2 Total laps=11 Full laps=8					1	1'51.690	34.993	30.172	29.584	16.941	
1	1'51.690						2	1'35.276	25.669	26.198	26.883	16.526	330.5
2	1'35.276						3	1'34.048	25.059	25.903	26.632	16.454	334.1
3	1'34.048						4	1'33.465	24.963	25.630	26.547	16.325	334.0
4	1'33.465						5	1'50.324 P	27.531	26.871	27.689	28.233	341.6
5	1'50.324 P						6	3'55.211	2'38.194	29.234	30.618	17.165	
6	3'55.211						7	1'36.194	26.937	25.958	26.841	16.458	330.9
7	1'36.194						8	1'33.641	24.933	25.672	26.629	16.407	332.7
8	1'33.641						9	1'33.517	24.885	25.636	26.641	16.355	333.7
9	1'33.517						10	1'37.853	28.339	25.825	27.025	16.664	332.9
10	1'37.853						11	1'33.340	24.819	25.590	26.570	16.361	336.1
11	1'33.340												
7th 35 Cal CRUTCHLOW CWM LCR Honda GBR		Runs=2 Total laps=11 Full laps=8					1	3'09.560	1'53.188	28.176	29.854	18.342	
1	3'09.560						2	1'36.234	25.750	27.222	26.786	16.476	333.1
2	1'36.234						3	1'33.538	25.040	25.476	26.627	16.395	337.5
3	1'33.538						4	1'42.193	27.086	29.289	29.279	16.539	337.0
4	1'42.193						5	1'34.461	25.596	25.637	26.744	16.484	315.7
5	1'34.461						6	1'33.869	25.072	25.514	26.839	16.444	337.5
6	1'33.869						7	1'54.819 P	29.217	28.349	28.189	29.064	324.0
7	1'54.819 P						8	3'00.272	1'49.438	26.644	27.610	16.580	
8	3'00.272						9	1'34.794	25.162	26.254	26.883	16.495	334.7
9	1'34.794						10	1'33.997	25.069	25.626	26.694	16.608	336.3
10	1'33.997						11	1'34.067	25.034	25.710	26.807	16.516	336.5
11	1'34.067												
8th 38 Bradley SMITH Monster Yamaha Tec GBR		Runs=2 Total laps=12 Full laps=10					1	2'23.633 P	35.045	37.956	37.273	33.359	
1	2'23.633 P						2	2'04.988	52.946	27.269	27.747	17.026	
2	2'04.988												

Fastest Lap: Marc MARQUEZ Repsol Honda Team SPA **1'32.699** 24.640 25.375 26.405 16.279

These data/results cannot be reproduced, stored and/or transmitted in whole or in part by any manner of electronic, mechanical, photocopying, recording, broadcasting or otherwise now known or herein after developed without the previous express consent by the copyright owner, except for reproduction in daily press and regular printed publications on sale to the public within 60 days of the event related to those data/results and always provided that copyright symbol appears together as follows below.
© DORNA, 2015



Warm Up

MotoGP

Lap	Lap Time	T1	T2	T3	T4	Speed	Lap	Lap Time	T1	T2	T3	T4	Speed
3	1'34.740	25.356	25.888	26.862	16.634	332.2	5	1'33.816	24.965	25.645	26.792	16.414	337.8
4	1'34.253	25.002	25.777	26.868	16.606	337.8	6	1'37.319	26.503	27.063	27.267	16.486	338.0
5	1'34.131	25.024	25.715	26.822	16.570	336.7	7	1'41.596	27.766	27.593	29.558	16.679	335.8
6	1'34.048	24.998	25.807	26.664	16.579	336.5	8	1'34.178	25.085	25.766	26.897	16.430	337.7
7	1'38.637	25.019	25.660	31.038	16.920	336.3	9	1'34.398	25.059	25.993	26.836	16.510	337.3
8	1'34.171	25.094	25.642	26.865	16.570	337.4	10	1'34.161	24.970	25.900	26.897	16.394	337.5
9	1'33.652	24.949	25.568	26.682	16.453	338.0	11	1'34.270	24.974	25.743	27.090	16.463	339.9
10	1'33.901	25.011	25.547	26.768	16.575	339.1	12	1'34.294	24.970	25.803	26.844	16.677	340.9
11	1'34.096	24.971	25.852	26.729	16.544	339.3	13th 4 Andrea DOVIZIOSO Ducati Team ITA						
12	1'33.569	24.880	25.598	26.657	16.434	335.5	Runs=2 Total laps=10 Full laps=7						
9th 25 Maverick VIÑALES Team SUZUKI ECST SPA							14th 41 Aleix ESPARGARO Team SUZUKI ECST SPA						
Runs=2 Total laps=13 Full laps=11							Runs=2 Total laps=11 Full laps=8						
1	2'04.563 P	34.419	29.685	29.029	31.430		1	1'38.779	27.673	26.861	27.650	16.595	
2	2'07.172	55.566	26.942	27.999	16.665		2	1'34.922	25.332	25.961	27.053	16.576	340.9
3	1'34.673	25.359	25.702	27.083	16.529	331.7	3	1'33.986	25.049	25.698	26.862	16.377	341.2
4	1'34.062	25.179	25.545	26.859	16.479	331.6	4	1'33.854	25.000	25.721	26.806	16.327	343.4
5	1'33.798	24.987	25.566	26.767	16.478	332.6	5	1'50.693 P	26.652	26.669	27.989	29.383	342.8
6	1'35.002	25.030	25.576	27.782	16.614	335.4	6	5'51.356	4'40.471	26.867	27.463	16.555	
7	1'34.111	25.054	25.650	26.799	16.608	333.1	7	1'34.696	25.160	26.085	26.942	16.509	341.9
8	1'33.844	25.100	25.569	26.721	16.454	331.7	8	1'34.932	25.040	25.702	27.768	16.422	341.5
9	1'33.838	25.018	25.649	26.722	16.449	334.0	9	1'34.081	24.988	25.825	26.880	16.388	343.0
10	1'33.974	25.080	25.687	26.709	16.498	333.7	10	1'46.666	31.476	30.464	28.008	16.718	342.4
11	1'33.768	24.969	25.465	26.851	16.483	333.1	15th 8 Hector BARBERA Avintia Racing SPA						
12	1'33.664	24.882	25.505	26.784	16.493	333.8	Runs=2 Total laps=12 Full laps=10						
13	1'35.469	25.045	26.471	27.353	16.600	332.4	1	1'51.879	38.743	27.522	28.579	17.035	
10th 68 Yonny HERNANDEZ Octo Pramac Racing COL							2	1'35.408	25.717	26.021	27.017	16.653	329.4
Runs=2 Total laps=12 Full laps=10							3	1'34.002	25.088	25.669	26.704	16.541	332.2
1	2'35.683 P	36.667	41.477	39.603	37.936		4	1'33.971	25.030	25.498	26.758	16.685	334.1
2	2'02.469	51.941	26.895	27.138	16.495		5	1'38.375	26.760	27.038	27.657	16.920	334.1
3	1'33.971	25.100	25.608	26.865	16.398	340.0	6	1'34.687	25.273	25.618	27.143	16.653	329.0
4	1'34.012	25.213	25.661	26.706	16.432	339.1	7	1'34.513	25.175	25.710	26.952	16.676	329.8
5	1'33.796	24.923	25.629	26.639	16.605	337.8	8	1'55.338 P	27.955	27.420	28.519	31.444	330.0
6	1'47.418	31.294	26.812	32.691	16.621	332.4	9	4'05.511	2'50.344	28.671	29.032	17.464	
7	1'33.954	24.987	25.480	27.060	16.427	337.4	10	1'33.983	25.035	25.620	26.795	16.533	332.6
8	1'34.273	25.104	25.615	26.723	16.831	336.5	11	1'33.925	25.049	25.571	26.801	16.504	333.6
9	1'33.743	25.061	25.509	26.710	16.463	338.8	16th 63 Mike DI MEGLIO Avintia Racing FRA						
10	1'33.753	25.036	25.515	26.678	16.524	339.0	Runs=3 Total laps=10 Full laps=7						
11	1'33.966	25.032	25.636	26.732	16.566	338.1	1	2'51.242 P	52.764	38.822	41.357	38.299	
12	1'34.147	24.979	25.644	26.783	16.741	336.3	2	2'19.399 P	53.463	27.710	28.864	29.362	
11th 45 Scott REDDING EG 0,0 Marc VDS GBR							3	1'35.461	25.692	26.098	27.120	16.551	315.2
Runs=2 Total laps=12 Full laps=10							4	1'43.009	27.711	26.245	32.468	16.585	338.4
1	2'50.326 P	56.058	39.087	41.404	33.777		5	1'34.362	25.231	25.655	27.014	16.462	336.8
2	2'07.427	53.865	28.072	28.650	16.840		6	1'35.088	25.306	25.865	27.384	16.533	334.4
3	1'34.356	25.412	25.591	26.803	16.550	336.4	7	1'45.357	29.694	31.240	27.849	16.574	308.5
4	1'33.777	25.107	25.411	26.664	16.595	334.4	8	1'34.566	25.300	25.872	26.938	16.456	328.9
5	1'34.104	25.129	25.498	26.878	16.599	336.4	9	1'34.238	25.201	25.697	26.925	16.415	334.8
6	1'34.235	25.221	25.596	26.810	16.608	334.7	10	1'34.436	25.052	25.815	27.088	16.481	336.5
7	1'40.036	28.364	27.497	27.487	16.688	310.4	11	1'34.820	25.166	25.846	27.264	16.544	336.8
8	1'34.228	25.178	25.664	26.925	16.461	335.1	12	1'35.192	25.290	26.046	27.300	16.556	337.1
9	1'34.140	25.189	25.495	26.912	16.544	336.8	12th 9 Danilo PETRUCCI Octo Pramac Racing ITA						
10	1'43.287	29.527	28.973	28.024	16.763	333.0	Runs=2 Total laps=12 Full laps=10						
11	1'34.421	25.168	25.667	26.854	16.732	335.8	1	2'37.354 P	40.791	35.989	39.446	41.128	
12	1'34.320	25.193	25.688	26.870	16.569	334.7	2	2'10.967	55.889	29.768	28.591	16.719	
12th 9 Danilo PETRUCCI Octo Pramac Racing ITA							3	1'34.242	25.146	25.879	26.850	16.367	335.3
Runs=2 Total laps=12 Full laps=10							4	1'37.268	26.189	26.646	27.816	16.617	341.8
1	2'37.354 P	40.791	35.989	39.446	41.128		Fastest Lap: Marc MARQUEZ Repsol Honda Team SPA 1'32.699 24.640 25.375 26.405 16.279						
2	2'10.967	55.889	29.768	28.591	16.719		These data/results cannot be reproduced, stored and/or transmitted in whole or in part by any manner of electronic, mechanical, photocopying, recording, broadcasting or otherwise now known or herein after developed without the previous express consent by the copyright owner, except for reproduction in daily press and regular printed publications on sale to the public within 60 days of the event related to those data/results and always provided that copyright symbol appears together as follows below.						
3	1'34.242	25.146	25.879	26.850	16.367	335.3	© DORNA, 2015						
4	1'37.268	26.189	26.646	27.816	16.617	341.8	Official MotoGP Timing by TISSOT www.motogp.com						

Official MotoGP Timing by TISSOT
www.motogp.com

Warm Up

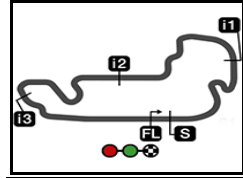
MotoGP

Lap	Lap Time	T1	T2	T3	T4	Speed	Lap	Lap Time	T1	T2	T3	T4	Speed	
17th	43	Jack MILLER CWM LCR Honda AUS						4	1'35.195	25.312	25.967	27.179	16.737	330.0
		Runs=3 Total laps=11 Full laps=7						5	1'35.051	25.343	26.049	27.068	16.591	328.2
							6	1'35.190	25.362	25.900	26.968	16.960	329.7	
							7	1'50.047 P	25.448	26.056	27.157	31.386	327.8	
							8	3'49.877	2'36.824	27.631	28.366	17.056		
							9	1'34.979	25.417	25.967	26.974	16.621	333.0	
							10	1'35.540	25.390	25.962	27.441	16.747	329.1	
22nd	15	Alex DE ANGELIS E-Motion IodaRacing RSM												
		Runs=2 Total laps=11 Full laps=8						1	2'27.000 P	41.167	35.365	36.157	34.311	
							2	2'08.488	54.137	27.264	29.759	17.328		
							3	1'43.405	28.056	29.982	28.479	16.888	315.9	
							4	1'42.474	27.912	28.978	28.427	17.157	318.3	
							5	1'36.037	26.219	25.980	27.095	16.743	320.2	
							6	1'35.082	25.260	26.020	27.106	16.696	325.2	
							7	1'44.367	30.330	27.536	29.557	16.944	324.3	
							8	1'35.469	25.320	26.009	27.222	16.918	321.9	
							9	1'51.094	25.551	26.229	40.849	18.465	319.0	
							10	1'35.429	25.252	26.141	27.156	16.880	321.8	
							11	2'06.882 P	31.685	31.540	29.820	33.837	319.0	
18th	6	Stefan BRADL Aprilia Racing Team GER												
		Runs=3 Total laps=10 Full laps=6						1	2'34.126 P	43.722	34.428	38.528	37.448	
							2	2'05.970	52.726	27.666	28.512	17.066		
							3	1'35.685	25.700	26.133	27.135	16.717	328.6	
							4	1'46.408	29.143	28.302	32.225	16.738	324.1	
							5	1'34.870	25.317	25.737	27.044	16.772	333.1	
							6	1'35.016	25.284	25.940	27.059	16.733	330.5	
							7	1'43.912	28.565	28.296	30.136	16.915	327.1	
							8	1'48.631 P	25.352	25.890	27.476	29.913	327.8	
							9	4'46.228	3'33.935	27.860	27.694	16.739		
							10	1'34.662	25.295	25.700	26.920	16.747	328.9	
19th	69	Nicky HAYDEN Aspar MotoGP Team USA												
		Runs=2 Total laps=12 Full laps=10						1	2'09.724 P	32.768	32.444	32.370	32.142	
							2	2'02.907	51.431	26.956	27.731	16.789		
							3	1'34.698	25.237	25.944	26.842	16.675	325.1	
							4	1'34.769	25.147	26.040	26.757	16.825	325.1	
							5	1'35.203	25.267	25.967	27.104	16.865	326.3	
							6	1'34.831	25.107	25.947	27.029	16.748	325.9	
							7	1'35.227	25.268	26.024	27.047	16.888	326.8	
							8	1'35.429	25.328	26.097	27.047	16.957	324.9	
							9	1'35.308	25.310	26.103	27.038	16.857	327.1	
							10	1'35.413	25.298	26.142	27.125	16.848	326.7	
							11	1'35.409	25.332	26.015	27.218	16.844	326.1	
							12	1'35.606	25.371	26.174	27.215	16.846	324.3	
20th	19	Alvaro BAUTISTA Aprilia Racing Team SPA												
		Runs=2 Total laps=12 Full laps=10						1	2'26.591 P	40.020	34.993	36.166	35.412	
							2	2'03.852	52.531	26.824	27.595	16.902		
							3	1'35.129	25.438	25.958	27.035	16.698	330.9	
							4	1'34.993	25.240	25.884	27.137	16.732	331.5	
							5	1'35.006	25.258	25.900	27.120	16.728	330.5	
							6	1'35.934	25.164	26.190	27.770	16.810	331.9	
							7	1'34.806	25.154	25.951	26.948	16.753	332.2	
							8	1'34.779	25.241	25.861	26.948	16.729	332.2	
							9	1'39.067	25.274	25.960	30.886	16.947	331.9	
							10	1'35.351	25.296	26.040	27.304	16.711	329.8	
							11	1'35.467	25.193	25.965	27.586	16.723	332.2	
							12	1'35.481	25.355	25.940	27.485	16.701	332.3	
21st	50	Eugene LAVERTY Aspar MotoGP Team IRL												
		Runs=3 Total laps=10 Full laps=6						1	3'06.037 P	1'24.712	32.159	33.885	35.281	
							2	2'09.312	56.281	27.565	28.435	17.031		
							3	1'35.403	25.354	26.197	27.207	16.645	326.0	

Fastest Lap: Marc MARQUEZ Repsol Honda Team SPA **1'32.699** 24.640 25.375 26.405 16.279

These data/results cannot be reproduced, stored and/or transmitted in whole or in part by any manner of electronic, mechanical, photocopying, recording, broadcasting or otherwise now known or herein after developed without the previous express consent by the copyright owner, except for reproduction in daily press and regular printed publications on sale to the public within 60 days of the event related to those data/results and always provided that copyright symbol appears together as follows below.
© DORNA, 2015





RED BULL INDIANAPOLIS GRAND PRIX
Official Starting Grid

28

4170 m.

Race : 27 laps = 112.59 km



1	3 1'32.186 99 Jorge LORENZO Yamaha	2 1'32.055 26 Dani PEDROSA Honda	1 1'31.884 93 Marc MARQUEZ Honda
2	6 1'32.269 38 Bradley SMITH Yamaha	5 1'32.243 9 Danilo PETRUCCI Ducati	4 1'32.208 35 Cal CRUTCHLOW Honda
3	9 1'32.571 25 Maverick VIÑALES Suzuki	8 1'32.511 46 Valentino ROSSI Yamaha	7 1'32.468 29 Andrea IANNONE Ducati
4	12 1'32.814 41 Aleix ESPARGARO Suzuki	11 1'32.670 44 Pol ESPARGARO Yamaha	10 1'32.636 4 Andrea DOVIZIOSO Ducati
5	15 1'33.278 68 Yonny HERNANDEZ Ducati	14 1'33.199 8 Hector BARBERA Ducati	13 1'33.170 45 Scott REDDING Honda
6	18 1'33.839 19 Alvaro BAUTISTA Aprilia	17 1'33.822 6 Stefan BRADL Aprilia	16 1'33.381 43 Jack MILLER Honda
7	21 1'34.226 15 Alex DE ANGELIS ART	20 1'34.030 69 Nicky HAYDEN Honda	19 1'33.978 50 Eugene LAVERTY Honda
8		23 1'35.167 24 Toni ELIAS Honda	22 1'34.322 63 Mike DI MEGLIO Ducati

The results are provisional until the end of the limit for protest and appeals and until the ratification of the Event Management Committee.

Time limit for protest expires 60' at the latest after publication of the results - Mr. Time:

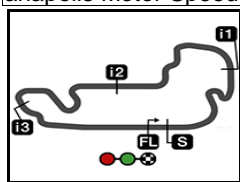
These data/results cannot be reproduced, stored and/or transmitted in whole or in part by any manner of electronic, mechanical, photocopying, recording, broadcasting or otherwise now known or herein after developed without the previous express consent by the copyright owner, except for reproduction in daily press and regular printed publications on sale to the public within 60 days of the event related to those data/results and always provided that copyright symbol appears together as follows below.

© DORNA, 2015

Official MotoGP Timing by TISSOT
 www.motogp.com



Indianapolis, Sunday, August 09, 2015



4170 m.

RED BULL INDIANAPOLIS GRAND PRIX

Warm Up

Best Partial Times

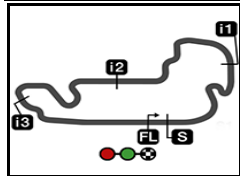
IT Ideal Lap Time, sum of the best partial times

BT Best Lap Time

T1		T2		T3		T4				IT		BT	
Pos	Rider	Time	Rider	Time	Rider	Time	Rider	Time	Pos	Rider	IT	BT	
1	M.MARQUEZ	24.640	M.MARQUEZ	25.270	M.MARQUEZ	26.380	A.IANNONE	16.215	1	M.MARQUEZ	1'32.569	1'32.699	(1)
2	J.LORENZO	24.690	D.PEDROSA	25.363	D.PEDROSA	26.418	D.PEDROSA	16.229	2	D.PEDROSA	1'32.800	1'32.877	(2)
3	D.PEDROSA	24.790	J.LORENZO	25.395	V.ROSSI	26.451	J.LORENZO	16.243	3	J.LORENZO	1'32.806	1'32.883	(3)
4	V.ROSSI	24.807	S.REDDING	25.411	J.LORENZO	26.478	M.MARQUEZ	16.279	4	V.ROSSI	1'33.068	1'33.202	(4)
5	P.ESPARGARO	24.819	M.VIÑALES	25.465	P.ESPARGARO	26.547	V.ROSSI	16.324	5	A.IANNONE	1'33.245	1'33.339	(5)
6	B.SMITH	24.880	C.CRUTCHLOW	25.476	A.IANNONE	26.578	P.ESPARGARO	16.325	6	P.ESPARGAR	1'33.281	1'33.340	(6)
7	M.VIÑALES	24.882	Y.HERNANDEZ	25.480	C.CRUTCHLOW	26.627	A.DOVIZIOSO	16.327	7	Y.HERNANDEZ	1'33.440	1'33.743	(10)
8	Y.HERNANDEZ	24.923	V.ROSSI	25.486	Y.HERNANDEZ	26.639	D.PETRUCCI	16.367	8	M.VIÑALES	1'33.505	1'33.664	(9)
9	A.IANNONE	24.947	A.ESPARGARO	25.498	B.SMITH	26.657	C.CRUTCHLOW	16.395	9	B.SMITH	1'33.518	1'33.569	(8)
10	D.PETRUCCI	24.965	A.IANNONE	25.505	S.REDDING	26.664	Y.HERNANDEZ	16.398	10	C.CRUTCHLO	1'33.532	1'33.538	(7)
11	A.DOVIZIOSO	24.988	J.MILLER	25.542	A.ESPARGARO	26.704	H.BARBERA	16.415	11	S.REDDING	1'33.643	1'33.777	(11)
12	J.MILLER	25.000	B.SMITH	25.547	M.VIÑALES	26.709	M.DI MEGLIO	16.423	12	A.ESPARGAR	1'33.736	1'33.925	(14)
13	A.ESPARGARO	25.030	P.ESPARGARO	25.590	M.DI MEGLIO	26.727	B.SMITH	16.434	13	D.PETRUCCI	1'33.769	1'33.816	(12)
14	C.CRUTCHLOW	25.034	D.PETRUCCI	25.645	N.HAYDEN	26.757	M.VIÑALES	16.449	14	A.DOVIZIOSO	1'33.819	1'33.854	(13)
15	H.BARBERA	25.052	H.BARBERA	25.655	D.PETRUCCI	26.792	S.REDDING	16.461	15	H.BARBERA	1'34.047	1'34.238	(15)
16	S.REDDING	25.107	M.DI MEGLIO	25.685	A.DOVIZIOSO	26.806	A.ESPARGARO	16.504	16	M.DI MEGLIO	1'34.105	1'34.287	(16)
17	N.HAYDEN	25.107	A.DOVIZIOSO	25.698	S.BRADL	26.920	E.LAVERTY	16.591	17	J.MILLER	1'34.258	1'34.345	(17)
18	A.BAUTISTA	25.154	S.BRADL	25.700	H.BARBERA	26.925	T.ELIAS	16.674	18	N.HAYDEN	1'34.483	1'34.698	(19)
19	DE ANGELIS	25.252	A.BAUTISTA	25.861	A.BAUTISTA	26.948	N.HAYDEN	16.675	19	S.BRADL	1'34.621	1'34.662	(18)
20	T.ELIAS	25.265	E.LAVERTY	25.900	E.LAVERTY	26.968	J.MILLER	16.695	20	A.BAUTISTA	1'34.661	1'34.779	(20)
21	M.DI MEGLIO	25.270	N.HAYDEN	25.944	J.MILLER	27.021	A.DE ANGELIS	16.696	21	E.LAVERTY	1'34.771	1'34.979	(21)
22	S.BRADL	25.284	A.DE ANGELIS	25.980	A.DE ANGELIS	27.095	A.BAUTISTA	16.698	22	A.DE ANGELIS	1'35.023	1'35.082	(22)
23	E.LAVERTY	25.312	T.ELIAS	26.113	T.ELIAS	27.221	S.BRADL	16.717	23	T.ELIAS	1'35.273	1'35.523	(23)

These data/results cannot be reproduced, stored and/or transmitted in whole or in part by any manner of electronic, mechanical, photocopying, recording, broadcasting or otherwise now known or herein after developed without the previous express consent by the copyright owner, except for reproduction in daily press and regular printed publications on sale to the public within 60 days of the event related to those data/results and always provided that copyright symbol appears together as follows below.
© DORNA, 2015






4170 m.

RED BULL INDIANAPOLIS GRAND PRIX

Warm Up

Fastest Laps Sequence

<i>Practice Time</i>	 <i>Rider</i>	<i>Nation</i>	<i>Motorcycle</i>	<i>Time</i>	<i>Km/h</i>	<i>Rider's Lap</i>
3'08.612	99 Jorge LORENZO	SPA	YAMAHA	1'33.536	160.4	2
4'41.911	99 Jorge LORENZO	SPA	YAMAHA	1'33.299	160.9	3
5'01.891	46 Valentino ROSSI	ITA	YAMAHA	1'33.202	161.0	3
8'17.578	26 Dani PEDROSA	SPA	HONDA	1'33.201	161.0	4
9'50.455	26 Dani PEDROSA	SPA	HONDA	1'32.877	161.6	5
15'06.605	93 Marc MARQUEZ	SPA	HONDA	1'32.699	161.9	7

These data/results cannot be reproduced, stored and/or transmitted in whole or in part by any manner of electronic, mechanical, photocopying, recording, broadcasting or otherwise now known or herein after developed without the previous express consent by the copyright owner, except for reproduction in daily press and regular printed publications on sale to the public within 60 days of the event related to those data/results and always provided that copyright symbol appears together as follows below.

© DORNA, 2015

Official MotoGP Timing by **TISSOT**
www.motogp.com

Indianapolis, Sunday, August 09, 2015

