




4801 m.

MOTUL GRAND PRIX OF JAPAN

Free Practice Nr. 2

Classification

6

	Rider	Nation	Team	Motorcycle	Time	Lap	Total	Gap	Top Speed
1	99 Jorge LORENZO	SPA	Movistar Yamaha MotoGP	YAMAHA	1'44.731	13	15		298.8
2	26 Dani PEDROSA	SPA	Repsol Honda Team	HONDA	1'44.859	19	20	0.128 0.128	305.2
3	29 Andrea IANNONE	ITA	Ducati Team	DUCATI	1'45.043	18	19	0.312 0.184	308.2
4	4 Andrea DOVIZIOSO	ITA	Ducati Team	DUCATI	1'45.059	18	18	0.328 0.016	309.6
5	38 Bradley SMITH	GBR	Monster Yamaha Tech 3	YAMAHA	1'45.250	17	19	0.519 0.191	304.1
6	41 Aleix ESPARGARO	SPA	Team SUZUKI ECSTAR	SUZUKI	1'45.348	15	16	0.617 0.098	300.2
7	93 Marc MARQUEZ	SPA	Repsol Honda Team	HONDA	1'45.492	14	15	0.761 0.144	303.4
8	46 Valentino ROSSI	ITA	Movistar Yamaha MotoGP	YAMAHA	1'45.554	19	19	0.823 0.062	297.1
9	44 Pol ESPARGARO	SPA	Monster Yamaha Tech 3	YAMAHA	1'45.597	18	19	0.866 0.043	301.5
10	8 Hector BARBERA	SPA	Avintia Racing	DUCATI	1'45.645	17	19	0.914 0.048	305.4
11	35 Cal CRUTCHLOW	GBR	LCR Honda	HONDA	1'45.846	16	17	1.115 0.201	304.5
12	45 Scott REDDING	GBR	EG 0,0 Marc VDS	HONDA	1'46.074	18	20	1.343 0.228	299.5
13	25 Maverick VIÑALES	SPA	Team SUZUKI ECSTAR	SUZUKI	1'46.464	16	17	1.733 0.390	299.3
14	43 Jack MILLER	AUS	LCR Honda	HONDA	1'46.477	15	17	1.746 0.013	299.5
15	68 Yonny HERNANDEZ	COL	Octo Pramac Racing	DUCATI	1'46.563	13	16	1.832 0.086	303.7
16	9 Danilo PETRUCCI	ITA	Octo Pramac Racing	DUCATI	1'46.648	16	18	1.917 0.085	301.5
17	6 Stefan BRADL	GER	Aprilia Racing Team Gresini	APRILIA	1'46.649	15	16	1.918 0.001	295.0
18	72 Takumi TAKAHASHI	JPN	Team HRC with Nissin	HONDA	1'46.650	5	20	1.919 0.001	299.7
19	50 Eugene LAVERTY	IRL	Aspar MotoGP Team	HONDA	1'46.770	15	18	2.039 0.120	295.8
20	69 Nicky HAYDEN	USA	Aspar MotoGP Team	HONDA	1'46.827	12	16	2.096 0.057	292.0
21	63 Mike DI MEGLIO	FRA	Avintia Racing	DUCATI	1'46.934	13	15	2.203 0.107	299.4
22	19 Alvaro BAUTISTA	SPA	Aprilia Racing Team Gresini	APRILIA	1'46.974	19	19	2.243 0.040	298.2
23	21 Katsuyuki NAKASUGA	JPN	Yamaha Factory Racing Team	YAMAHA	1'47.096	12	14	2.365 0.122	298.4
24	76 Loris BAZ	FRA	Forward Racing	YAMAHA FORWARD	1'47.219	10	17	2.488 0.123	292.5
25	24 Toni ELIAS	SPA	Forward Racing	YAMAHA FORWARD	1'47.689	16	18	2.958 0.470	300.1
26	15 Alex DE ANGELIS	RSM	E-Motion IodaRacing Team	ART	1'48.572	10	14	3.841 0.883	292.1
27	64 Kousuke AKIYOSHI	JPN	AB Motoracing	HONDA	1'48.769	9	15	4.038 0.197	291.7

Practice condition: Dry

Air: 25°

Humidity: 32%

Ground: 40°

Fastest Lap:	Lap: 13	Jorge LORENZO	1'44.731	165 Km/h
Circuit Record Lap:	2014	Jorge LORENZO	1'45.350	164.0 Km/h
Circuit Best Lap:	2014	Andrea DOVIZIOSO	1'44.502	165.3 Km/h

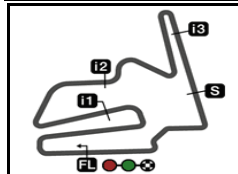
The results are provisional until the end of the limit for protest and appeals.

Time limit for protest expires 30' after publication of the results - Mr. Time:

These data/results cannot be reproduced, stored and/or transmitted in whole or in part by any manner of electronic, mechanical, photocopying, recording, broadcasting or otherwise now known or herein after developed without the previous express consent by the copyright owner, except for reproduction in daily press and regular printed publications on sale to the public within 60 days of the event related to those data/results and always provided that copyright symbol appears together as follows below.

© DORNA, 2015





4801 m.

MOTUL GRAND PRIX OF JAPAN

Free Practice Nr. 2

Combined Free Practice Times

7

	Rider	Nation	Team	MOTORCYCLE	FP1	FP2	Gap
1	99 J.LORENZO	SPA	Movistar Yamaha MotoGP	YAMAHA	1'45.432 15	1'44.731 13	
2	26 D.PEDROSA	SPA	Repsol Honda Team	HONDA	1'45.896 9	1'44.859 19	0.128 0.128
3	29 A.IANNONE	ITA	Ducati Team	DUCATI	1'45.827 16	1'45.043 18	0.312 0.184
4	4 A.DOVIZIOSO	ITA	Ducati Team	DUCATI	1'45.947 11	1'45.059 18	0.328 0.016
5	38 B.SMITH	GBR	Monster Yamaha Tech 3	YAMAHA	1'45.888 19	1'45.250 17	0.519 0.191
6	41 A.ESPARGARO	SPA	Team SUZUKI ECSTAR	SUZUKI	1'46.234 16	1'45.348 15	0.617 0.098
7	93 M.MARQUEZ	SPA	Repsol Honda Team	HONDA	1'45.965 11	1'45.492 14	0.761 0.144
8	46 V.ROSSI	ITA	Movistar Yamaha MotoGP	YAMAHA	1'45.844 13	1'45.554 19	0.823 0.062
9	44 P.ESPARGARO	SPA	Monster Yamaha Tech 3	YAMAHA	1'46.323 10	1'45.597 18	0.866 0.043
10	8 H.BARBERA	SPA	Avintia Racing	DUCATI	1'46.699 21	1'45.645 17	0.914 0.048
11	35 C.CRUTCHLOW	GBR	LCR Honda	HONDA	1'46.551 5	1'45.846 16	1.115 0.201
12	45 S.REDDING	GBR	EG 0,0 Marc VDS	HONDA	1'47.171 7	1'46.074 18	1.343 0.228
13	6 S.BRADL	GER	Aprilia Racing Team Gresini	APRILIA	1'46.371 16	1'46.649 15	1.640 0.297
14	25 M.VIÑALES	SPA	Team SUZUKI ECSTAR	SUZUKI	1'46.765 10	1'46.464 16	1.733 0.093
15	43 J.MILLER	AUS	LCR Honda	HONDA	1'47.539 14	1'46.477 15	1.746 0.013
16	68 Y.HERNANDEZ	COL	Octo Pramac Racing	DUCATI	1'47.073 7	1'46.563 13	1.832 0.086
17	9 D.PETRUCCI	ITA	Octo Pramac Racing	DUCATI	1'47.364 7	1'46.648 16	1.917 0.085
18	72 T.TAKAHASHI	JPN	Team HRC with Nissin	HONDA	1'47.079 7	1'46.650 5	1.919 0.002
19	50 E.LAVERTY	IRL	Aspar MotoGP Team	HONDA	1'48.625 18	1'46.770 15	2.039 0.120
20	69 N.HAYDEN	USA	Aspar MotoGP Team	HONDA	1'47.181 15	1'46.827 12	2.096 0.057
21	63 M.DI MEGLIO	FRA	Avintia Racing	DUCATI	1'47.503 10	1'46.934 13	2.203 0.107
22	19 A.BAUTISTA	SPA	Aprilia Racing Team Gresini	APRILIA	1'47.304 16	1'46.974 19	2.243 0.040
23	21 K.NAKASUGA	JPN	Yamaha Factory Racing Team	YAMAHA	1'47.184 17	1'47.096 12	2.365 0.122
24	76 L.BAZ	FRA	Forward Racing	MAHA FORWARD	1'48.083 11	1'47.219 10	2.488 0.123
25	24 T.ELIAS	SPA	Forward Racing	MAHA FORWARD	1'47.626 16	1'47.689 16	2.895 0.407
26	15 A.DE ANGELIS	RSM	E-Motion IodaRacing Team	ART	1'49.277 12	1'48.572 10	3.841 0.946
27	64 K.AKIYOSHI	JPN	AB Motoracing	HONDA	1'49.846 11	1'48.769 9	4.038 0.197

Pole Position Record:	2014	Andrea DOVIZIOSO	1'44.502	165.3 Km/h
Circuit Record Lap:	2014	Jorge LORENZO	1'45.350	164.0 Km/h
Circuit Best Lap:	2014	Andrea DOVIZIOSO	1'44.502	165.3 Km/h

The results are provisional until the end of the limit for protest and appeals.

Time limit for protest expires 60' after publication of the results - Mr. Time:

These data/results cannot be reproduced, stored and/or transmitted in whole or in part by any manner of electronic, mechanical, photocopying, recording, broadcasting or otherwise now known or herein after developed without the previous express consent by the copyright owner, except for reproduction in daily press and regular printed publications on sale to the public within 60 days of the event related to those data/results and always provided that copyright symbol appears together as follows below.

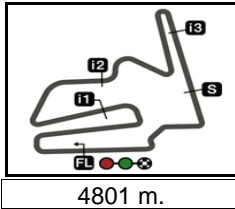
© DORNA, 2015

Official MotoGP Timing by TISSOT

www.motogp.com

Motegi, Friday, October 09, 2015





MOTUL GRAND PRIX OF JAPAN

Free Practice Nr. 2

Top Speed & Average

8



Rider	Nation	Motorcycle	Top 5 speeds					Average	Top
4 Andrea DOVIZIOSO	ITA	DUCATI	309.6	307.5	306.9	306.8	306.7	307.5	309.6
29 Andrea IANNONE	ITA	DUCATI	308.2	307.5	306.9	305.7	305.6	306.8	308.2
8 Hector BARBERA	SPA	DUCATI	305.4	305.0	304.5	304.3	304.2	304.7	305.4
26 Dani PEDROSA	SPA	HONDA	305.2	305.2	305.2	304.7	304.6	305.0	305.2
35 Cal CRUTCHLOW	GBR	HONDA	304.5	303.9	302.5	302.0	301.2	302.8	304.5
38 Bradley SMITH	GBR	YAMAHA	304.1	303.8	303.3	303.1	302.7	303.4	304.1
68 Yonny HERNANDEZ	COL	DUCATI	303.7	303.7	302.8	302.6	302.6	303.1	303.7
93 Marc MARQUEZ	SPA	HONDA	303.4	301.7	301.6	301.0	300.9	301.7	303.4
9 Danilo PETRUCCI	ITA	DUCATI	301.5	300.7	300.7	300.4	300.0	300.6	301.5
44 Po ESPARGARO	SPA	YAMAHA	301.5	300.7	300.5	300.5	299.8	300.6	301.5
41 Aleix ESPARGARO	SPA	SUZUKI	300.2	296.3	295.8	295.5	294.8	296.5	300.2
24 Toni ELIAS	SPA	YAMAHA FOR	300.1	297.8	297.2	296.7	296.1	297.6	300.1
72 Takumi TAKAHASHI	JPN	HONDA	299.7	299.6	299.5	299.3	299.2	299.3	299.7
43 Jack MILLER	AUS	HONDA	299.5	296.6	296.4	296.3	295.9	296.9	299.5
45 Scott REDDING	GBR	HONDA	299.5	299.3	299.2	299.1	298.5	299.1	299.5
63 Mike DI MEGLIO	FRA	DUCATI	299.4	299.4	298.0	297.4	297.2	298.3	299.4
25 Maverick VIÑALES	SPA	SUZUKI	299.3	299.0	298.2	298.0	297.6	298.4	299.3
99 Jorge LORENZO	SPA	YAMAHA	298.8	298.2	297.9	297.9	297.8	298.1	298.8
21 Katsuyuki NAKASUGA	JPN	YAMAHA	298.4	298.1	297.0	296.6	296.5	297.3	298.4
19 Alvaro BAUTISTA	SPA	APRILIA	298.2	297.9	296.3	295.5	295.3	296.6	298.2
46 Valentino ROSSI	ITA	YAMAHA	297.1	296.8	296.7	296.4	296.0	296.6	297.1
50 Eugene LAVERTY	IRL	HONDA	295.8	294.1	293.8	293.4	292.9	294.0	295.8
6 Stefan BRADL	GER	APRILIA	295.0	294.7	293.1	293.0	292.3	293.6	295.0
76 Loris BAZ	FRA	YAMAHA FOR	292.5	291.9	291.7	290.7	290.7	291.5	292.5
15 Alex DE ANGELIS	RSM	ART	292.1	288.1	287.4	286.3	286.0	288.0	292.1
69 Nicky HAYDEN	USA	HONDA	292.0	291.1	290.1	290.0	288.6	290.4	292.0
64 Kousuke AKIYOSHI	JPN	HONDA	291.7	289.3	287.3	286.9	286.3	288.3	291.7

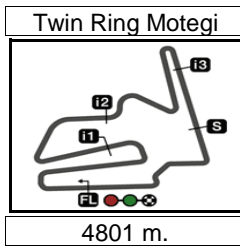
These data/results cannot be reproduced, stored and/or transmitted in whole or in part by any manner of electronic, mechanical, photocopying, recording, broadcasting or otherwise now known or herein after developed without the previous express consent by the copyright owner, except for reproduction in daily press and regular printed publications on sale to the public within 60 days of the event related to those data/results and always provided that copyright symbol appears together as follows below.

© DORNA, 2015

Official MotoGP Timing by TISSOT
www.motogp.com



Motegi, Friday, October 09, 2015



MOTUL GRAND PRIX OF JAPAN

Free Practice Nr. 2

Chronological Analysis of Performances

9

* Lap / Sector time cancelled T1 Time from finish line to 1st intermediate T3 Time from 2nd intermed. to 3rd intermed.
P Crossing the finish line in pit lane T2 Time from 1st intermed. to 2nd intermed. T4 Time from 3rd intermediate to finish line

Lap	Lap Time	T1	T2	T3	T4	Speed	Lap	Lap Time	T1	T2	T3	T4	Speed	
1st	99	Jorge LORENZO Movistar Yamaha Mot SPA						4	1'45.648	27.213	20.606	29.228	28.601	305.4
		Runs=3 Total laps=15 Full laps=10						5	1'45.586	27.175	20.552	29.224	28.635	305.4
1	3'06.873	1'46.096	21.841	30.019	28.917	297.8	6	6'50.735 P	27.132	20.559	29.066	5'33.978	305.1	
2	1'46.270	27.501	20.571	29.319	28.879	297.8	7	2'19.599	35.902	21.616	34.851	47.230		
3	1'45.619	27.243	20.436	29.173	28.767	297.1	8	1'47.874	27.584	20.702	29.422	30.166	305.6	
4	1'45.535	27.221	20.508	29.192	28.614	297.6	9	1'45.745	27.284	20.584	29.251	28.626	305.3	
5	1'45.426	27.201	20.567	29.136	28.522	296.4	10	1'45.788	27.264	20.618	29.304	28.602	304.4	
6	11'52.099 P	27.177	20.463	29.231	10'35.228	297.1	11	1'45.710	27.335	20.494	29.285	28.596	305.0	
7	1'52.439	33.001	21.041	29.636	28.761	297.7	12	6'34.638 P	30.795	22.252	32.211	5'09.380	304.6	
8	1'45.640	27.383	20.500	29.107	28.650	298.8	13	1'51.894	32.404	20.884	29.729	28.877	303.4	
9	1'45.465	27.214	20.433	29.189	28.629	297.7	14	1'45.589	27.386	20.487	29.217	28.499	306.9	
10	1'45.567	27.293	20.501	29.063	28.710	297.9	15	1'45.594	27.205	20.497	29.175	28.717	305.7	
11	9'50.234 P	27.249	22.968	32.553	8'27.464	296.7	16	2'47.523 P	27.653	20.792	29.516	1'29.562	303.0	
12	1'57.235	36.955	22.204	29.372	28.704	297.1	17	1'54.526	30.506	20.665	31.900	31.455	273.3	
13	1'44.731	27.049	20.360	28.915	28.407	297.9	18	1'45.043	27.121	20.400	29.023	28.499	307.5	
14	1'44.975	27.044	20.451	28.972	28.508	298.2	19	1'45.397	27.166	20.514	29.128	28.589	308.2	
15	1'53.591	28.035	24.875	31.621	29.060	296.2								

2nd	26	Dani PEDROSA Repsol Honda Team SPA											
		Runs=3 Total laps=20 Full laps=15											
1	2'28.295	1'04.626	23.026	30.797	29.846	283.9	4th	4	Andrea DOVIZIOSO Ducati Team ITA				
2	1'47.808	28.029	20.965	29.520	29.294	297.9			Runs=3	Total laps=18	Full laps=13		
3	1'47.625	27.868	20.928	29.473	29.356	298.9	1	2'39.355	1'16.365	22.713	30.914	29.363	304.3
4	1'46.178	27.329	20.551	29.391	28.907	299.2	2	1'48.428	27.881	22.149	29.691	28.707	304.9
5	1'46.295	27.692	20.584	29.231	28.788	303.7	3	1'45.680	27.296	20.481	29.194	28.709	306.8
6	1'46.464	27.374	20.641	29.492	28.957	300.9	4	1'45.938	27.443	20.617	29.211	28.667	306.1
7	1'45.944	27.277	20.612	29.233	28.822	302.8	5	1'45.910	27.224	20.670	29.338	28.678	306.4
8	8'18.614 P	27.383	20.882	29.551	7'00.798	301.7	6	6'52.683 P	29.313	21.530	30.351	5'31.489	296.7
9	1'59.421	37.043	22.264	30.627	29.487	300.0	7	1'55.695	34.000	22.552	30.153	28.990	304.5
10	1'47.110	27.690	20.851	29.557	29.012	304.6	8	1'46.175	27.402	20.743	29.344	28.686	304.2
11	1'46.014	27.453	20.559	29.295	28.707	304.3	9	1'45.630	27.266	20.542	29.250	28.572	304.5
12	1'45.787	27.347	20.577	29.137	28.726	305.2	10	1'45.693	27.299	20.501	29.307	28.586	306.1
13	1'45.784	27.301	20.517	29.121	28.845	304.5	11	1'46.573	27.177	20.464	29.309	29.623	306.7
14	1'45.781	27.249	20.537	29.255	28.740	305.2	12	1'48.214	29.769	20.557	29.272	28.616	305.8
15	5'05.775 P	28.399	21.856	30.566	3'44.954	294.4	13	1'45.624	27.258	20.442	29.323	28.601	306.9
16	1'59.780	37.480	22.095	30.489	29.716	293.6	14	9'57.200 P	27.782	22.768	30.332	8'36.318	294.5
17	1'46.807	27.508	20.666	29.387	29.246	300.0	15	1'54.630	35.546	20.910	29.453	28.721	306.3
18	1'46.244	27.227	20.584	29.660	28.773	304.7	16	1'45.099	27.119	20.350	28.947	28.683	309.6
19	1'44.859	26.919	20.403	29.103	28.434	305.2	17	1'52.603	30.286	23.581	29.664	29.072	295.0
20	1'46.038	27.106	20.446	29.206	29.280	299.4	18	1'45.059	27.131	20.328	29.060	28.540	307.5

3rd	29	Andrea IANNONE Ducati Team ITA											
		Runs=4 Total laps=19 Full laps=12											
1	3'08.504	1'30.701	26.343	39.135	32.325	259.0	5th	38	Bradley SMITH Monster Yamaha Tec GBR				
2	1'46.226	27.756	20.582	29.232	28.656	305.2			Runs=3	Total laps=19	Full laps=14		
3	1'45.787	27.290	20.588	29.176	28.733	304.3	1	2'27.777	1'04.656	22.367	31.041	29.713	297.2
							2	1'48.197	28.168	20.925	29.770	29.334	301.8
							3	1'47.188	27.788	20.908	29.607	28.885	303.8
							4	1'46.506	27.598	20.635	29.514	28.759	302.6
							5	1'46.277	27.568	20.583	29.387	28.739	301.5
							6	1'46.904	27.459	20.674	29.801	28.970	301.3

Fastest Lap: Jorge LORENZO Movistar Yamaha Mot SPA **1'44.731** 27.049 20.360 28.915 28.407

These data/results cannot be reproduced, stored and/or transmitted in whole or in part by any manner of electronic, mechanical, photocopying, recording, broadcasting or otherwise now known or herein after developed without the previous express consent by the copyright owner, except for reproduction in daily press and regular printed publications on sale to the public within 60 days of the event related to those data/results and always provided that copyright symbol appears together as follows below.
© DORNA, 2015



Free Practice Nr. 2

MotoGP

Lap	Lap Time	T1	T2	T3	T4	Speed	Lap	Lap Time	T1	T2	T3	T4	Speed
7	1'46.163	27.392	20.588	29.384	28.799	302.7	4	1'45.780	27.426	20.516	29.116	28.722	296.7
8	1'46.520	27.473	20.612	29.601	28.834	304.1	5	1'46.071	27.414	20.564	29.308	28.785	294.5
9	10'31.189 P	28.750	21.367	30.098	9'10.974	295.8	6	7'24.016 P	30.625	22.175	30.040	6'01.176	290.4
10	1'51.893	31.773	21.235	29.872	29.013	298.9	7	2'09.890	33.231	21.146	32.467	43.046	148.4
11	1'46.455	27.659	20.668	29.400	28.728	300.5	8	1'53.846	27.775	21.002	35.168	29.901	296.0
12	1'46.124	27.420	20.646	29.392	28.666	301.6	9	1'46.242	27.395	20.579	29.293	28.975	297.1
13	1'46.318	27.461	20.657	29.319	28.881	300.0	10	1'45.785	27.302	20.489	29.209	28.785	295.4
14	4'33.774 P	27.420	20.587	43.458	3'02.309	228.1	11	1'46.128	27.452	20.586	29.244	28.846	295.6
15	1'50.895	31.736	20.850	29.535	28.774	302.0	12	6'11.421 P	29.591	21.141	29.685	4'51.004	293.5
16	1'45.358	27.287	20.435	29.113	28.523	303.1	13	1'52.201	32.500	21.059	29.661	28.981	293.3
17	1'45.250	27.300	20.442	29.043	28.465	303.3	14	1'45.889	27.295	20.537	29.207	28.850	293.3
18	1'45.806	27.246	20.579	29.180	28.801	302.6	15	1'45.771	27.259	20.575	29.168	28.769	295.0
19	1'53.920	32.509	21.951	29.977	29.483	297.9	16	1'45.692	27.201	20.519	29.268	28.704	295.2

6th 41 **Aleix ESPARGARO** Team SUZUKI ECST SPA
Runs=4 Total laps=16 Full laps=9

1	2'44.037	1'22.248	21.960	30.204	29.625	294.6
2	1'46.541	27.692	20.603	29.261	28.985	295.5
3	1'46.039	27.306	20.618	29.153	28.962	300.2
4	7'05.171 P	27.334	22.232	30.732	5'44.873	283.3
5	1'53.965	32.976	21.944	29.916	29.129	294.8
6	1'46.651	27.533	20.682	29.197	29.239	291.0
7	1'46.253	27.307	20.647	29.195	29.104	294.3
8	1'45.796	27.255	20.338	29.206	28.997	294.4
9	1'46.186	27.264	20.552	29.223	29.147	294.4
10	8'02.309 P	31.045	22.294	31.105	6'37.865	279.4
11	1'51.550	31.551	20.979	29.563	29.457	292.8
12	1'46.156	27.432	20.483	29.237	29.004	293.3
13	6'35.485 P	30.242	22.771	31.012	5'11.460	272.3
14	1'53.114	32.968	21.253	29.734	29.159	294.1
15	1'45.348	27.220	20.351	29.079	28.698	296.3
16	1'45.528	27.192	20.377	29.065	28.894	295.8

7th 93 **Marc MARQUEZ** Repsol Honda Team SPA
Runs=3 Total laps=15 Full laps=10

1	2'21.126	56.049	22.348	32.211	30.518	286.7
2	1'46.951	27.926	20.864	29.270	28.891	301.6
3	1'45.826	27.172	20.549	29.319	28.786	301.0
4	1'45.776	27.265	20.566	29.152	28.793	300.6
5	1'50.397	29.076	21.268	30.433	29.620	294.2
6	1'45.529	27.228	20.543	29.014	28.744	300.9
7	11'23.475 P	28.858	21.590	30.013	10'03.014	297.1
8	1'54.079	33.565	21.644	29.793	29.077	300.4
9	1'47.306	27.247	21.243	29.367	29.449	298.9
10	1'50.488	27.255	20.562	33.199	29.472	300.2
11	1'46.307	27.403	20.800	29.265	28.839	299.8
12	9'44.544 P	27.413	23.086	29.989	8'24.056	300.2
13	1'57.442	33.323	22.341	31.272	30.506	270.8
14	1'45.492	27.238	20.547	29.057	28.650	301.7
15	1'51.845	28.754	21.899	32.431	28.761	303.4

8th 46 **Valentino ROSSI** Movistar Yamaha Mot ITA
Runs=3 Total laps=19 Full laps=14

1	2'40.686	1'19.294	21.938	30.288	29.166	295.1
2	1'46.622	27.639	20.690	29.445	28.848	296.4
3	1'45.902	27.340	20.464	29.226	28.872	295.0

9th 44 **Poi ESPARGARO** Monster Yamaha Tec SPA
Runs=3 Total laps=19 Full laps=14

1	2'20.125	54.585	24.321	31.213	30.006	287.2
2	1'46.398	27.482	20.758	29.357	28.801	299.1
3	1'48.043	27.504	20.651	31.003	28.885	301.5
4	1'46.281	27.499	20.579	29.331	28.872	299.8
5	7'42.696 P	27.521	21.291	30.296	6'23.588	297.7
6	1'53.189	32.751	21.324	30.003	29.111	298.1
7	1'46.642	27.568	20.855	29.389	28.830	299.6
8	1'50.693	27.459	21.619	32.650	28.965	298.0
9	1'46.674	27.598	20.704	29.641	28.731	299.4
10	1'46.578	27.492	20.802	29.423	28.861	299.4
11	1'55.981	30.446	25.599	30.567	29.369	300.7
12	1'46.583	27.533	20.871	29.353	28.826	299.6
13	1'48.507	28.605	21.262	29.509	29.131	298.1
14	1'46.626	27.575	20.868	29.377	28.806	297.5
15	6'51.166 P	28.037	21.240	29.960	5'31.929	296.7
16	1'51.612	31.023	21.859	29.924	28.806	297.9
17	1'45.725	27.309	20.487	29.134	28.795	298.7
18	1'45.597	27.189	20.553	29.176	28.679	300.5
19	1'45.989	27.335	20.479	29.290	28.885	300.5

10th 8 **Hector BARBERA** Avintia Racing SPA
Runs=2 Total laps=19 Full laps=16

1	2'06.444	44.230	22.360	30.525	29.329	300.9
2	1'47.201	27.570	20.917	29.436	29.278	302.1
3	1'46.849	27.627	20.765	29.485	28.972	303.7
4	1'46.775	27.486	20.825	29.469	28.995	302.6
5	1'46.791	27.494	20.683	29.486	29.128	300.0
6	2'04.747	34.158	31.433	29.917	29.239	299.8
7	1'46.963	27.538	20.685	29.412	29.328	300.8
8	1'47.069	27.656	20.686	29.613	29.114	302.0
9	1'47.185	27.612	20.756	29.670	29.147	300.4
10	1'54.099	32.088	21.944	30.919	29.148	304.5
11	1'46.817	27.619	20.808	29.421	28.969	304.0
12	1'46.700	27.547	20.731	29.277	29.145	302.5
13	1'47.515	27.808	21.071	29.686	28.950	302.1
14	1'46.490	27.471	20.574	29.521	28.924	304.2
15	12'55.216 P	28.081	21.509	33.018	11'32.608	299.9

Fastest Lap: Jorge LORENZO Movistar Yamaha Mot SPA **1'44.731** 27.049 20.360 28.915 28.407

These data/results cannot be reproduced, stored and/or transmitted in whole or in part by any manner of electronic, mechanical, photocopying, recording, broadcasting or otherwise now known or herein after developed without the previous express consent by the copyright owner, except for reproduction in daily press and regular printed publications on sale to the public within 60 days of the event related to those data/results and always provided that copyright symbol appears together as follows below.
© DORNA, 2015



Free Practice Nr. 2

MotoGP

Lap	Lap Time	T1	T2	T3	T4	Speed	Lap	Lap Time	T1	T2	T3	T4	Speed
16	1'52.162	32.108	21.337	29.796	28.921	305.0	7	1'47.401	27.617	20.948	29.715	29.121	295.7
17	1'45.645	27.323	20.492	29.104	28.726	304.3	8	1'46.830	27.463	20.798	29.567	29.002	297.4
18	1'45.705	27.149	20.508	29.248	28.800	305.4	9	6'02.827 P	27.565	20.634	29.936	4'44.692	296.9
19	1'53.765	30.726	23.403	29.586	30.050	290.0	10	1'54.569	34.429	21.011	29.897	29.232	297.4
11th 35 Cal CRUTCHLOW LCR Honda GBR													
Runs=3 Total laps=17 Full laps=12													
1	2'23.033	50.363	28.678	33.483	30.509	281.0	11	1'47.202	27.791	20.717	29.617	29.077	297.5
2	1'49.981	28.661	22.006	30.075	29.239	302.5	12	5'52.386 P	27.633	20.782	30.296	4'33.675	295.6
3	1'46.668	27.503	20.581	29.570	29.014	304.5	13	1'52.399	31.331	22.040	29.936	29.092	296.4
4	1'54.041	27.640	21.326	35.816	29.259	301.2	14	3'09.244 P	27.628	20.897	29.682	1'51.037	298.2
5	1'46.680	27.490	20.726	29.443	29.021	303.9	15	1'57.304	35.853	21.565	30.082	29.804	298.0
6	1'46.400	27.330	20.652	29.389	29.029	302.0	16	1'46.464	27.436	20.621	29.472	28.935	299.0
7	8'56.840 P	30.951	23.268	30.637	7'31.984	298.0	17	1'46.494	27.458	20.578	29.441	29.017	297.6
8	1'59.187	33.781	22.910	32.749	29.747	295.7	14th 43 Jack MILLER LCR Honda AUS						
9	1'48.841	27.887	21.922	29.856	29.176	296.5	Runs=3 Total laps=17 Full laps=12						
10	1'46.723	27.608	20.730	29.413	28.972	297.6	1	2'11.693	37.444	21.747	39.669	32.833	214.1
11	1'49.549	27.696	22.616	29.912	29.325	297.6	2	1'48.335	28.097	21.095	29.875	29.268	296.4
12	1'46.500	27.494	20.741	29.364	28.901	297.8	3	1'47.851	27.962	20.878	29.756	29.255	294.2
13	9'39.406 P	28.967	21.319	30.561	8'18.559	294.8	4	1'47.335	27.829	20.829	29.596	29.081	293.5
14	1'59.925	37.159	21.940	31.490	29.336	297.0	5	1'47.343	27.630	20.858	29.661	29.194	292.1
15	1'50.917	27.493	23.088	30.857	29.479	288.0	6	10'25.058 P	32.067	25.136	31.489	8'56.366	286.7
16	1'45.846	27.246	20.531	29.178	28.891	300.2	7	1'59.960	35.521	24.755	30.238	29.446	293.0
17	1'46.038	27.310	20.489	29.327	28.912	298.9	8	1'56.892	27.626	23.085	36.379	29.802	291.5
12th 45 Scott REDDING EG 0,0 Marc VDS GBR													
Runs=3 Total laps=20 Full laps=15													
1	2'21.339	56.408	22.959	31.583	30.389	279.8	9	1'47.525	27.900	20.727	29.646	29.252	293.9
2	1'48.324	28.247	21.035	29.750	29.292	297.2	10	1'47.179	27.672	20.821	29.564	29.122	294.8
3	1'55.722	27.728	21.140	30.909	35.945	131.5	11	1'47.218	27.707	20.744	29.563	29.204	295.0
4	1'47.564	27.735	20.931	29.743	29.155	298.4	12	6'21.879 P	29.759	22.765	30.249	4'59.106	288.0
5	7'50.175 P	30.082	22.008	32.394	6'25.691	266.6	13	2'06.189	34.161	21.964	40.616	29.448	295.0
6	2'04.915	35.331	22.213	31.916	35.455	154.9	14	1'46.849	27.632	20.600	29.698	28.919	299.5
7	1'47.901	27.873	21.043	29.625	29.360	295.7	15	1'46.477	27.487	20.477	29.382	29.131	296.3
8	1'46.716	27.459	20.820	29.410	29.027	296.4	16	1'46.526	27.381	20.644	29.429	29.072	295.9
9	1'46.717	27.384	20.679	29.444	29.210	296.2	17	2'23.441	57.229	24.378	32.509	29.325	296.6
10	1'54.187	31.857	22.199	30.429	29.702	292.6	15th 68 Yonny HERNANDEZ Octo Pramac Racing COL						
11	1'46.913	27.408	20.847	29.416	29.242	295.1	Runs=3 Total laps=16 Full laps=11						
12	1'55.813	30.093	22.062	31.914	31.744	207.9	1	2'21.475	50.083	25.707	33.753	31.932	268.7
13	1'46.484	27.561	20.687	29.360	28.876	299.3	2	1'48.344	28.298	20.997	29.841	29.208	303.7
14	1'46.660	27.410	20.748	29.540	28.962	299.2	3	1'54.486	29.025	23.550	30.123	31.788	288.1
15	5'10.970 P	31.388	21.977	30.834	3'46.771	281.1	4	1'47.534	27.817	20.817	29.622	29.278	302.8
16	1'55.646	34.592	21.633	30.068	29.353	297.3	5	1'47.421	27.856	20.773	29.533	29.259	302.6
17	1'46.346	27.475	20.689	29.309	28.873	298.5	6	1'47.329	27.631	20.830	29.728	29.140	299.5
18	1'46.074	27.261	20.635	29.229	28.949	299.1	7	9'57.217 P	28.731	22.351	30.292	8'35.843	298.7
19	1'46.074	27.253	20.551	29.367	28.903	299.5	8	2'03.332	32.547	26.688	33.175	30.922	270.4
20	1'58.578	36.562	21.552	30.604	29.860	288.1	9	1'47.027	27.622	20.838	29.547	29.020	303.7
13th 25 Maverick VIÑALES Team SUZUKI ECST SPA													
Runs=5 Total laps=17 Full laps=8													
1	2'30.257	1'07.649	22.024	30.799	29.785	296.0	10	1'46.978	27.634	20.780	29.487	29.077	301.6
2	1'46.772	27.679	20.666	29.563	28.864	299.3	11	10'11.957 P	27.673	20.788	30.170	8'53.326	299.7
3	1'53.607	27.770	24.892	31.831	29.114	297.1	12	1'49.855	30.426	20.724	29.673	29.032	302.6
4	1'47.078	27.585	20.686	29.678	29.129	296.0	13	1'46.563	27.384	20.778	29.404	28.997	301.1
5	6'39.981 P	29.485	20.886	30.367	5'19.243	296.0	14	1'46.705	27.347	20.781	29.427	29.150	301.5
6	1'52.408	32.079	21.202	30.030	29.097	294.6	15	1'53.266	32.763	20.929	29.993	29.581	302.1
16th 9 Danilo PETRUCCI Octo Pramac Racing ITA													
Runs=4 Total laps=18 Full laps=11													
1	2'29.122	48.177	27.017	34.733	39.195	183.2	16	1'47.842	27.776	20.901	29.904	29.261	300.5
2	1'59.473	30.291	23.028	34.511	31.643	217.7							
3	1'47.346	27.668	20.818	29.491	29.369	300.7							

Fastest Lap: Jorge LORENZO Movistar Yamaha Mot SPA 1'44.731 27.049 20.360 28.915 28.407

These data/results cannot be reproduced, stored and/or transmitted in whole or in part by any manner of electronic, mechanical, photocopying, recording, broadcasting or otherwise now known or herein after developed without the previous express consent by the copyright owner, except for reproduction in daily press and regular printed publications on sale to the public within 60 days of the event related to those data/results and always provided that copyright symbol appears together as follows below.
© DORNA, 2015



Free Practice Nr. 2

MotoGP

Lap	Lap Time	T1	T2	T3	T4	Speed	Lap	Lap Time	T1	T2	T3	T4	Speed
4	1'47.225	27.557	20.778	29.655	29.235	300.0	20	1'47.475	27.860	20.832	29.653	29.130	299.2
5	1'55.650	27.538	20.873	30.710	36.529	220.7	19th 50 Eugene LAVERTY Aspar MotoGP Team IRL						
6	5'49.078 P	27.768	21.948	34.142	4'25.220	157.8	Runs=3 Total laps=18 Full laps=13						
7	1'54.471	33.096	21.469	29.933	29.973	298.9	1	2'26.606	1'01.311	23.299	31.099	30.897	291.8
8	1'47.536	27.779	20.842	29.574	29.341	300.7	2	1'49.182	28.553	21.114	29.854	29.661	293.8
9	1'53.475	28.544	21.264	32.114	31.553	214.1	3	1'48.042	27.737	20.958	29.575	29.772	294.1
10	6'25.120 P	27.738	21.827	31.130	5'04.425	280.0	4	1'47.670	27.852	20.942	29.479	29.397	295.8
11	1'58.600	32.557	23.852	32.787	29.404	298.5	5	8'19.928 P	27.693	20.946	29.602	7'01.687	293.4
12	1'47.648	27.759	20.843	29.813	29.233	300.0	6	1'58.389	35.559	21.914	30.720	30.196	281.9
13	5'22.268 P	27.783	21.366	30.082	4'03.037	298.5	7	1'48.053	27.884	20.985	29.565	29.619	291.9
14	2'17.517	35.522	29.162	36.619	36.214	163.6	8	1'47.748	27.726	20.890	29.654	29.478	290.7
15	1'49.902	29.996	21.137	29.705	29.064	301.5	9	1'47.738	27.727	20.977	29.541	29.493	291.2
16	1'46.648	27.464	20.703	29.408	29.073	300.4	10	1'47.509	27.600	20.803	29.719	29.387	292.5
17	1'59.863	28.449	24.377	29.850	37.187	199.2	11	1'47.778	27.700	20.925	29.640	29.513	290.2
18	1'49.868	27.753	21.424	30.056	30.635	282.2	12	7'29.002 P	27.834	21.059	29.840	6'10.269	288.0
17th 6 Stefan BRADL Aprilia Racing Team GER							13	2'01.626	37.403	24.323	30.189	29.711	286.6
Runs=4 Total laps=16 Full laps=9							14	1'47.454	27.744	20.917	29.570	29.223	292.7
1	2'15.939	51.954	22.895	30.951	30.139	290.6	15	1'46.770	27.421	20.826	29.388	29.135	292.9
2	1'47.972	28.081	21.036	29.626	29.229	293.1	16	1'52.608	30.084	21.365	30.458	30.701	254.6
3	6'25.293 P	27.833	22.244	37.617	4'57.599	286.0	17	1'51.691	27.695	22.817	31.690	29.489	287.1
4	1'53.567	32.709	21.535	30.040	29.283	289.8	18	1'47.268	27.526	20.833	29.534	29.375	290.1
5	1'47.742	27.675	21.289	29.652	29.126	291.0	20th 69 Nicky HAYDEN Aspar MotoGP Team USA						
6	1'47.518	27.763	20.933	29.824	28.998	293.0	Runs=3 Total laps=16 Full laps=11						
7	1'47.304	27.682	20.917	29.680	29.025	294.7	1	2'10.461	46.725	22.689	30.959	30.088	286.5
8	7'54.165 P	28.606	21.730	30.431	6'33.398	273.8	2	1'49.149	28.385	21.262	29.876	29.626	288.4
9	1'53.387	32.678	21.525	30.068	29.116	291.6	3	1'48.085	27.990	21.046	29.693	29.356	287.4
10	1'47.163	27.709	20.817	29.612	29.025	292.1	4	1'48.891	27.941	21.068	29.921	29.961	279.1
11	1'46.954	27.609	20.805	29.584	28.956	292.2	5	1'48.503	27.904	21.179	29.861	29.559	288.6
12	1'47.206	27.635	20.880	29.594	29.097	290.8	6	1'47.994	27.690	21.057	29.719	29.528	286.4
13	6'51.343 P	28.638	21.754	30.650	5'30.301	285.9	7	9'32.313 P	28.683	22.094	30.363	8'11.173	283.8
14	1'54.216	31.762	21.886	30.842	29.726	286.4	8	1'57.433	32.425	21.868	32.614	30.526	266.9
15	1'46.649	27.462	20.897	29.477	28.813	295.0	9	1'47.711	27.797	20.800	29.722	29.392	288.0
16	1'46.827	27.540	20.803	29.463	29.021	292.3	10	10'11.787 P	30.764	21.576	30.029	8'49.418	287.4
18th 72 Takumi TAKAHASHI Team HRC with Nissi JPN							11	2'01.202	34.098	26.790	30.553	29.761	290.0
Runs=2 Total laps=20 Full laps=17							12	1'46.827	27.515	20.806	29.376	29.130	292.0
1	2'03.635	40.454	22.671	30.769	29.741	297.4	13	1'47.808	27.806	20.797	29.833	29.372	291.1
2	1'48.031	28.288	20.906	29.683	29.154	297.6	14	1'47.362	27.648	20.790	29.509	29.415	288.2
3	1'46.990	27.746	20.744	29.453	29.047	297.7	15	1'55.628	27.810	22.283	32.024	33.511	230.9
4	1'46.847	27.761	20.765	29.290	29.031	298.8	16	1'47.274	27.591	20.759	29.523	29.401	290.1
5	1'46.650	27.660	20.675	29.384	28.931	299.2	21st 63 Mike DI MEGLIO Avintia Racing FRA						
6	11'31.894 P	28.382	21.029	29.813	10'12.670	293.3	Runs=3 Total laps=15 Full laps=10						
7	1'53.179	32.711	21.252	30.027	29.189	299.0	1	2'23.872	45.336	24.606	33.089	40.841	107.9
8	1'47.444	27.917	20.714	29.806	29.007	298.6	2	1'47.744	27.953	21.146	29.519	29.126	294.5
9	1'47.302	27.717	20.812	29.716	29.057	299.2	3	1'47.760	27.694	20.968	29.649	29.449	297.0
10	1'47.088	27.830	20.742	29.538	28.978	299.3	4	1'47.255	27.652	20.885	29.580	29.138	295.0
11	1'47.094	27.816	20.824	29.509	28.945	299.6	5	1'59.287	28.819	28.566	31.809	30.093	266.2
12	1'47.137	27.663	20.807	29.539	29.128	297.5	6	8'29.311 P	27.896	21.271	31.024	7'09.120	276.3
13	1'47.295	27.809	20.840	29.593	29.053	294.8	7	1'53.375	32.961	21.247	29.943	29.224	296.9
14	1'47.251	27.771	20.793	29.684	29.003	299.2	8	1'47.273	27.756	20.877	29.536	29.104	297.2
15	1'47.759	27.720	20.794	30.006	29.239	297.9	9	1'47.497	27.809	20.809	29.602	29.277	296.2
16	1'47.563	27.781	21.041	29.611	29.130	299.5	10	13'04.372 P	29.479	21.466	30.782	11'42.645	291.8
17	1'47.376	27.765	20.965	29.583	29.063	299.7	11	2'15.197	38.475	30.813	32.303	33.606	237.0
18	1'47.379	27.793	20.814	29.588	29.184	299.2	12	1'47.847	28.383	20.964	29.554	28.946	299.4
19	1'47.242	27.765	20.830	29.571	29.076	298.8							

Fastest Lap: Jorge LORENZO Movistar Yamaha Mot SPA **1'44.731** 27.049 20.360 28.915 28.407

These data/results cannot be reproduced, stored and/or transmitted in whole or in part by any manner of electronic, mechanical, photocopying, recording, broadcasting or otherwise now known or herein after developed without the previous express consent by the copyright owner, except for reproduction in daily press and regular printed publications on sale to the public within 60 days of the event related to those data/results and always provided that copyright symbol appears together as follows below.
© DORNA, 2015



Free Practice Nr. 2

MotoGP

Lap	Lap Time	T1	T2	T3	T4	Speed	Lap	Lap Time	T1	T2	T3	T4	Speed
13	1'46.934	27.630	20.666	29.704	28.934	297.4	11	1'47.732	27.585	20.821	29.684	29.642	289.2
14	1'49.471	28.556	21.089	30.681	29.145	299.4	12	1'47.879	27.625	20.799	29.857	29.598	288.2
15	1'47.409	27.528	20.762	29.748	29.371	298.0	13	1'53.130	32.396	21.072	29.850	29.812	291.9

22nd 19 **Alvaro BAUTISTA** Aprilia Racing Team SPA
Runs=4 Total laps=19 Full laps=12

1	2'09.073	46.938	21.872	30.505	29.758	294.0
2	1'48.245	28.176	20.968	29.819	29.282	294.9
3	1'47.714	27.791	20.996	29.663	29.264	295.0
4	1'47.878	27.784	20.960	29.687	29.447	294.4
5	6'08.182 P	28.836	23.297	31.640	4'44.409	293.0
6	1'53.912	32.450	21.557	30.284	29.621	294.4
7	1'47.566	27.847	20.936	29.592	29.191	295.0
8	1'47.174	27.668	20.824	29.534	29.148	295.3
9	5'47.380 P	27.609	21.878	30.403	4'27.490	292.2
10	1'54.718	33.203	22.088	30.025	29.402	293.0
11	1'47.836	27.835	20.912	29.727	29.362	292.8
12	1'47.582	27.718	20.967	29.639	29.258	294.0
13	5'11.215 P	27.840	21.094	30.152	3'52.129	292.4
14	1'52.267	31.730	21.385	29.858	29.294	292.8
15	1'47.022	27.613	20.814	29.442	29.153	293.0
16	1'47.027	27.491	20.669	29.719	29.148	298.2
17	1'47.075	27.543	20.659	29.755	29.118	297.9
18	1'51.425	27.633	25.064	29.653	29.075	295.5
19	1'46.974	27.646	20.802	29.482	29.044	296.3

23rd 21 **Katsuyuki NAKASU** Yamaha Factory Raci JPN
Runs=3 Total laps=15 Full laps=9

1	2'10.793	46.604	22.233	31.257	30.699	263.3
2	1'48.899	28.590	20.999	29.979	29.331	297.0
3	1'48.428	28.225	21.181	29.810	29.212	296.6
4	1'47.707	28.043	20.760	29.816	29.088	296.5
5	1'47.948	27.974	20.814	29.962	29.198	295.6
6	7'59.577 P	28.183	21.012	30.100	6'40.282	239.7
7	1'54.139	33.644	21.309	29.786	29.400	288.9
8	1'47.478	27.893	20.718	29.644	29.223	295.4
9	1'47.239	27.725	20.778	29.658	29.078	295.5
10	1'47.133	27.735	20.746	29.645	29.007	294.4
11	1'52.609	30.868	20.727	31.797	29.217	298.4
12	1'47.096	27.834	20.702	29.508	29.052	295.7
13	8'59.720 P	29.060	21.831	29.934	7'38.895	257.2
14	1'53.229	33.104	21.114	29.786	29.225	296.1
unfinished		27.766	21.142	29.621		298.1

24th 76 **Loris BAZ** Forward Racing FRA
Runs=3 Total laps=17 Full laps=12

1	2'04.078	38.283	21.655	31.553	32.587	265.4
2	1'48.696	28.182	20.978	29.923	29.613	288.6
3	8'12.337 P	27.845	21.945	29.742	6'52.805	288.6
4	1'53.859	32.108	21.349	30.362	30.040	287.5
5	1'48.182	27.680	21.124	29.794	29.584	291.7
6	1'48.180	27.711	20.845	30.033	29.591	289.4
7	10'27.103 P	27.748	20.984	30.005	9'08.366	290.7
8	1'58.255	35.035	23.345	30.070	29.805	288.6
9	1'47.899	27.707	20.729	29.781	29.682	289.0
10	1'47.219	27.543	20.636	29.561	29.479	289.7

25th 24 **Toni ELIAS** Forward Racing SPA
Runs=4 Total laps=18 Full laps=11

1	2'04.869	39.900	22.947	31.739	30.283	294.8
2	1'50.208	28.969	21.374	30.098	29.767	296.7
3	1'53.495	30.454	21.061	31.185	30.795	245.1
4	1'48.616	27.972	21.040	30.056	29.548	297.2
5	7'33.049 P	33.731	22.633	31.440	6'05.245	288.2
6	1'56.814	32.301	22.728	31.418	30.367	293.0
7	1'50.665	28.375	21.376	30.727	30.187	273.6
8	1'48.850	28.132	21.181	29.985	29.552	295.4
9	1'55.022	31.337	22.094	31.167	30.424	253.2
10	1'48.226	27.896	20.959	29.816	29.555	294.3
11	6'52.809 P	31.941	21.369	30.254	5'29.245	289.8
12	1'58.388	33.826	21.929	31.063	31.570	207.2
13	3'50.608 P	28.031	21.044	29.622	2'31.911	296.1
14	1'52.079	31.619	20.972	30.232	29.256	300.1
15	1'57.531	29.349	23.150	31.074	33.958	182.4
16	1'47.689	27.774	20.824	29.683	29.408	297.8
17	1'52.773	28.358	23.396	31.515	29.504	292.3
18	1'56.150	30.294	22.502	30.748	32.606	199.2

26th 15 **Alex DE ANGELIS** E-Motion IodaRacing RSM
Runs=3 Total laps=15 Full laps=9

1	2'13.829	47.366	23.676	32.104	30.683	284.2
2	1'55.054	28.659	22.925	30.134	33.336	285.9
3	1'51.886	28.292	21.204	31.122	31.268	283.7
4	1'49.761	28.357	21.159	30.429	29.816	286.0
5	7'56.138 P	28.285	28.535	35.017	6'24.301	271.8
6	2'01.832	33.414	22.606	30.432	35.380	284.5
7	1'49.422	28.230	21.067	30.053	30.072	288.1
8	9'16.233 P	32.747	23.082	31.425	7'48.979	284.8
9	1'57.933	33.840	22.501	31.169	30.423	264.7
10	1'48.572	28.066	20.928	30.087	29.491	285.0
11	2'02.660	32.991	22.927	31.633	35.109	226.4
12	1'57.169	31.919	24.608	30.628	30.014	273.3
13	1'48.768	28.056	20.858	29.890	29.964	287.4
14	1'49.244	28.217	20.964	30.437	29.626	292.1
PIT		29.287	28.468	30.826		286.3

27th 64 **Kousuke AKIYOSHI** AB Motoracing JPN
Runs=4 Total laps=15 Full laps=8

1	2'20.455	53.874	24.137	31.438	31.006	282.0
2	1'50.506	28.487	21.248	30.546	30.225	291.7
3	1'49.500	28.084	20.998	30.531	29.887	285.8
4	1'49.206	28.137	21.002	30.306	29.761	285.4
5	9'04.151 P	28.469	21.959	33.279	7'40.444	283.9
6	1'58.487	35.094	22.922	30.609	29.862	284.2
7	1'49.798	28.329	21.273	30.301	29.895	287.3

Fastest Lap: Jorge LORENZO Movistar Yamaha Mot SPA 1'44.731 27.049 20.360 28.915 28.407

These data/results cannot be reproduced, stored and/or transmitted in whole or in part by any manner of electronic, mechanical, photocopying, recording, broadcasting or otherwise now known or herein after developed without the previous express consent by the copyright owner, except for reproduction in daily press and regular printed publications on sale to the public within 60 days of the event related to those data/results and always provided that copyright symbol appears together as follows below.
© DORNA, 2015



Free Practice Nr. 2

MotoGP

Lap	Lap Time	T1	T2	T3	T4	Speed	Lap	Lap Time	T1	T2	T3	T4	Speed
8	1'48.945	28.026	21.122	30.088	29.709	286.3							
9	1'48.769	27.948	21.148	29.963	29.710	285.1							
10	1'49.079	27.993	21.236	30.113	29.737	285.1							
11	11'12.153 P	28.849	23.907	31.829	9'47.568	272.5							
12	1'57.441	34.429	21.730	31.115	30.167	284.7							
13	1'49.276	28.228	21.019	30.169	29.860	289.3							
14	2'42.781 P	28.153	21.136	30.617	1'22.875	286.9							
15	1'57.753	33.389	21.876	32.056	30.432	282.7							

Fastest Lap: Jorge LORENZO	Movistar Yamaha Mot	SPA	1'44.731	27.049	20.360	28.915	28.407
-----------------------------------	---------------------	-----	-----------------	--------	--------	--------	--------

These data/results cannot be reproduced, stored and/or transmitted in whole or in part by any manner of electronic, mechanical, photocopying, recording, broadcasting or otherwise now known or herein after developed without the previous express consent by the copyright owner, except for reproduction in daily press and regular printed publications on sale to the public within 60 days of the event related to those data/results and always provided that copyright symbol appears together as follows below.

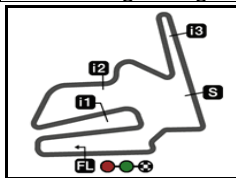
© DORNA, 2015

Official MotoGP Timing by **TISSOT**
www.motogp.com

Motegi, Friday, October 09, 2015

Page 6 of 6





4801 m.

MOTUL GRAND PRIX OF JAPAN

Free Practice Nr. 2

Best Partial Times

MotoGP

IT Ideal Lap Time, sum of the best partial times*BT* Best Lap Time

<i>T1</i>		<i>T2</i>		<i>T3</i>		<i>T4</i>				<i>IT</i>	<i>BT</i>	
<i>Pos</i>	<i>Rider</i>	<i>Time</i>	<i>Rider</i>	<i>Time</i>	<i>Rider</i>	<i>Time</i>	<i>Rider</i>	<i>Time</i>	<i>Pos</i>	<i>Rider</i>		
1	D.PEDROSA	26.919	A.DOVIZIOSO	20.328	J.LORENZO	28.915	J.LORENZO	28.407	1	J.LORENZO	1'44.726	1'44.731 (1)
2	J.LORENZO	27.044	A.ESPARGARO	20.338	A.DOVIZIOSO	28.947	D.PEDROSA	28.434	2	D.PEDROSA	1'44.859	1'44.859 (2)
3	A.DOVIZIOSO	27.119	J.LORENZO	20.360	M.MARQUEZ	29.014	B.SMITH	28.465	3	A.DOVIZIOSO	1'44.934	1'45.059 (4)
4	A.IANNONE	27.121	A.IANNONE	20.400	A.IANNONE	29.023	A.IANNONE	28.499	4	A.IANNONE	1'45.043	1'45.043 (3)
5	H.BARBERA	27.149	D.PEDROSA	20.403	B.SMITH	29.043	A.DOVIZIOSO	28.540	5	B.SMITH	1'45.189	1'45.250 (5)
6	M.MARQUEZ	27.172	B.SMITH	20.435	A.ESPARGARO	29.065	V.ROSSI	28.604	6	A.ESPARGAR	1'45.293	1'45.348 (6)
7	P.ESPARGARO	27.189	V.ROSSI	20.464	D.PEDROSA	29.103	M.MARQUEZ	28.650	7	M.MARQUEZ	1'45.379	1'45.492 (7)
8	A.ESPARGARO	27.192	J.MILLER	20.477	H.BARBERA	29.104	P.ESPARGARO	28.679	8	V.ROSSI	1'45.385	1'45.554 (8)
9	V.ROSSI	27.201	P.ESPARGARO	20.479	V.ROSSI	29.116	A.ESPARGARO	28.698	9	H.BARBERA	1'45.471	1'45.645 (10)
10	C.CRUTCHLOW	27.246	C.CRUTCHLOW	20.489	P.ESPARGARO	29.134	H.BARBERA	28.726	10	P.ESPARGAR	1'45.481	1'45.597 (9)
11	B.SMITH	27.246	H.BARBERA	20.492	C.CRUTCHLOW	29.178	S.BRADL	28.813	11	C.CRUTCHLO	1'45.804	1'45.846 (11)
12	S.REDDING	27.253	M.MARQUEZ	20.543	S.REDDING	29.229	M.VIÑALES	28.864	12	S.REDDING	1'45.906	1'46.074 (12)
13	Y.HERNANDEZ	27.347	S.REDDING	20.551	T.TAKAHASHI	29.290	S.REDDING	28.873	13	J.MILLER	1'46.159	1'46.477 (14)
14	J.MILLER	27.381	M.VIÑALES	20.578	N.HAYDEN	29.376	C.CRUTCHLOW	28.891	14	M.VIÑALES	1'46.319	1'46.464 (13)
15	E.LAVERTY	27.421	L.BAZ	20.636	J.MILLER	29.382	J.MILLER	28.919	15	Y.HERNANDEZ	1'46.472	1'46.563 (15)
16	M.VIÑALES	27.436	A.BAUTISTA	20.659	E.LAVERTY	29.388	T.TAKAHASHI	28.931	16	S.BRADL	1'46.541	1'46.649 (17)
17	S.BRADL	27.462	M.DI MEGLIO	20.666	Y.HERNANDEZ	29.404	M.DI MEGLIO	28.934	17	T.TAKAHASHI	1'46.556	1'46.650 (18)
18	D.PETRUCCI	27.464	T.TAKAHASHI	20.675	D.PETRUCCI	29.408	Y.HERNANDEZ	28.997	18	A.BAUTISTA	1'46.636	1'46.974 (22)
19	A.BAUTISTA	27.491	K.NAKASUGA	20.702	M.VIÑALES	29.441	K.NAKASUGA	29.007	19	D.PETRUCCI	1'46.639	1'46.648 (16)
20	N.HAYDEN	27.515	D.PETRUCCI	20.703	A.BAUTISTA	29.442	A.BAUTISTA	29.044	20	M.DI MEGLIO	1'46.647	1'46.934 (21)
21	M.DI MEGLIO	27.528	Y.HERNANDEZ	20.724	S.BRADL	29.463	D.PETRUCCI	29.064	21	E.LAVERTY	1'46.747	1'46.770 (19)
22	L.BAZ	27.543	N.HAYDEN	20.759	K.NAKASUGA	29.508	N.HAYDEN	29.130	22	N.HAYDEN	1'46.780	1'46.827 (20)
23	T.TAKAHASHI	27.660	S.BRADL	20.803	M.DI MEGLIO	29.519	E.LAVERTY	29.135	23	K.NAKASUGA	1'46.942	1'47.096 (23)
24	K.NAKASUGA	27.725	E.LAVERTY	20.803	L.BAZ	29.561	T.ELIAS	29.256	24	L.BAZ	1'47.152	1'47.219 (24)


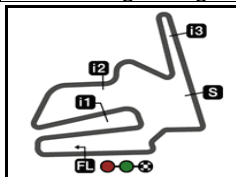
These data/results cannot be reproduced, stored and/or transmitted in whole or in part by any manner of electronic, mechanical, photocopying, recording, broadcasting or otherwise now known or herein after developed without the previous express consent by the copyright owner, except for reproduction in daily press and regular printed publications on sale to the public within 60 days of the event related to those data/results and always provided that copyright symbol appears together as follows below.

© DORNA, 2015

Official MotoGP Timing by TISSOT
www.motogp.com



Twin Ring Motegi

Results and timing service provided by  **TISSOT**

4801 m.

MOTUL GRAND PRIX OF JAPAN**Free Practice Nr. 2****Best Partial Times****MotoGP***IT* Ideal Lap Time, sum of the best partial times*BT* Best Lap Time


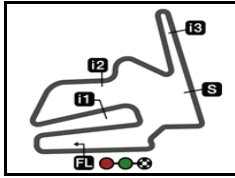
		T1		T2		T3		T4					
<i>Pos</i>	<i>Rider</i>	<i>Time</i>	<i>Rider</i>	<i>Time</i>	<i>Rider</i>	<i>Time</i>	<i>Rider</i>	<i>Time</i>	<i>Rider</i>	<i>Pos</i>	<i>Rider</i>	<i>IT</i>	<i>BT</i>
25	T.ELIAS	27.774	T.ELIAS	20.824	T.ELIAS	29.622	L.BAZ	29.412		25	T.ELIAS	1'47.476	1'47.689 (25)
26	K.AKIYOSHI	27.948	A.DE ANGELIS	20.858	A.DE ANGELIS	29.890	A.DE ANGELIS	29.491		26	A.DE ANGELIS	1'48.295	1'48.572 (26)
27	A.DE ANGELIS	28.056	K.AKIYOSHI	20.998	K.AKIYOSHI	29.963	K.AKIYOSHI	29.709		27	K.AKIYOSHI	1'48.618	1'48.769 (27)

These data/results cannot be reproduced, stored and/or transmitted in whole or in part by any manner of electronic, mechanical, photocopying, recording, broadcasting or otherwise now known or herein after developed without the previous express consent by the copyright owner, except for reproduction in daily press and regular printed publications on sale to the public within 60 days of the event related to those data/results and always provided that copyright symbol appears together as follows below.
© DORNA, 2015

Official MotoGP Timing by **TISSOT**
www.motogp.com




Twin Ring Motegi

Results and timing service provided by **MotoGP**

4801 m.

MOTUL GRAND PRIX OF JAPAN**Free Practice Nr. 2****Fastest Laps Sequence**

<i>Practice Time</i>	 <i>Rider</i>	<i>Nation</i>	<i>Motorcycle</i>	<i>Time</i>	<i>Km/h</i>	<i>Rider's Lap</i>
3'51.666	72 Takumi TAKAHASHI	JPN	HONDA	1'48.031	159.9	2
3'53.645	8 Hector BARBERA	SPA	DUCATI	1'47.201	161.2	2
4'06.523	44 Poi ESPARGARO	SPA	YAMAHA	1'46.398	162.4	2
4'53.143	99 Jorge LORENZO	SPA	YAMAHA	1'46.270	162.6	2
4'54.730	29 Andrea IANNONE	ITA	DUCATI	1'46.226	162.7	2
5'53.903	93 Marc MARQUEZ	SPA	HONDA	1'45.826	163.3	3
6'13.463	4 Andrea DOVIZIOSO	ITA	DUCATI	1'45.680	163.5	3
6'38.762	99 Jorge LORENZO	SPA	YAMAHA	1'45.619	163.6	3
8'24.297	99 Jorge LORENZO	SPA	YAMAHA	1'45.535	163.7	4
10'09.723	99 Jorge LORENZO	SPA	YAMAHA	1'45.426	163.9	5
40'47.538	38 Bradley SMITH	GBR	YAMAHA	1'45.358	164.0	16
42'32.788	38 Bradley SMITH	GBR	YAMAHA	1'45.250	164.2	17
42'43.133	99 Jorge LORENZO	SPA	YAMAHA	1'44.731	165.0	13

These data/results cannot be reproduced, stored and/or transmitted in whole or in part by any manner of electronic, mechanical, photocopying, recording, broadcasting or otherwise now known or herein after developed without the previous express consent by the copyright owner, except for reproduction in daily press and regular printed publications on sale to the public within 60 days of the event related to those data/results and always provided that copyright symbol appears together as follows below.

© DORNA, 2015

Official MotoGP Timing by **TISSOT**
www.motogp.com

Motegi, Friday, October 09, 2015