


5543 m.

SHELL MALAYSIA MOTORCYCLE GRAND PRIX

Free Practice Nr. 2

Classification

6

	Rider	Nation	Team	Motorcycle	Time	Lap Total	Gap	Top Speed
1	99 Jorge LORENZO	SPA	Movistar Yamaha MotoGP	YAMAHA	2'00.246	12 15		326.3
2	26 Dani PEDROSA	SPA	Repsol Honda Team	HONDA	2'00.293	17 18	0.047 0.047	330.2
3	93 Marc MARQUEZ	SPA	Repsol Honda Team	HONDA	2'00.472	13 16	0.226 0.179	332.3
4	29 Andrea IANNE	ITA	Ducati Team	DUCATI	2'00.486	13 14	0.240 0.014	335.2
5	35 Cal CRUTCHLOW	GBR	LCR Honda	HONDA	2'01.039	13 15	0.793 0.553	329.9
6	41 Aleix ESPARGARO	SPA	Team SUZUKI ECSTAR	SUZUKI	2'01.058	15 15	0.812 0.019	320.9
7	4 Andrea DOVIZIOSO	ITA	Ducati Team	DUCATI	2'01.127	13 14	0.881 0.069	333.0
8	46 Valentino ROSSI	ITA	Movistar Yamaha MotoGP	YAMAHA	2'01.305	9 16	1.059 0.178	327.1
9	9 Daniilo PETRUCCI	ITA	Octo Pramac Racing	DUCATI	2'01.598	14 15	1.352 0.293	323.8
10	45 Scott REDDING	GBR	EG 0,0 Marc VDS	HONDA	2'01.607	13 14	1.361 0.009	325.5
11	25 Maverick VIÑALES	SPA	Team SUZUKI ECSTAR	SUZUKI	2'01.796	3 15	1.550 0.189	325.2
12	8 Hector BARBERA	SPA	Avintia Racing	DUCATI	2'01.796	12 13	1.550	323.2
13	44 Po ESPARGARO	SPA	Monster Yamaha Tech 3	YAMAHA	2'01.850	16 16	1.604 0.054	324.2
14	38 Bradley SMITH	GBR	Monster Yamaha Tech 3	YAMAHA	2'02.101	7 19	1.855 0.251	326.0
15	6 Stefan BRADL	GER	Aprilia Racing Team Gresini	APRILIA	2'02.118	14 16	1.872 0.017	320.0
16	50 Eugene LAVERTY	IRL	Aspar MotoGP Team	HONDA	2'02.426	15 17	2.180 0.308	322.3
17	69 Nicky HAYDEN	USA	Aspar MotoGP Team	HONDA	2'02.427	13 16	2.181 0.001	318.3
18	68 Yonny HERNANDEZ	COL	Octo Pramac Racing	DUCATI	2'02.554	11 13	2.308 0.127	327.2
19	19 Alvaro BAUTISTA	SPA	Aprilia Racing Team Gresini	APRILIA	2'02.626	13 16	2.380 0.072	320.4
20	63 Mike DI MEGLIO	FRA	Avintia Racing	DUCATI	2'03.480	15 16	3.234 0.854	320.3
21	43 Jack MILLER	AUS	LCR Honda	HONDA	2'03.485	15 15	3.239 0.005	321.2
22	24 Toni ELIAS	SPA	Forward Racing	YAMAHA FORWARD	2'03.710	14 15	3.464 0.225	320.9
23	76 Loris BAZ	FRA	Forward Racing	YAMAHA FORWARD	2'03.731	12 15	3.485 0.021	315.3
24	13 Anthony WEST	AUS	AB Motoracing	HONDA	2'04.892	2 15	4.646 1.161	315.7
25	55 Damian CUDLIN	AUS	E-Motion IodaRacing Team	ART	2'06.962	2 4	6.716 2.070	301.5

Practice condition: **Dry**

Air: 35°

Humidity: 48%

Ground: 47°

Fastest Lap:	Lap: 12	Jorge LORENZO	2'00.246	165.9 Km/h
Circuit Record Lap:	2014	Marc MARQUEZ	2'01.150	164.7 Km/h
Circuit Best Lap:	2014	Marc MARQUEZ	1'59.791	166.5 Km/h

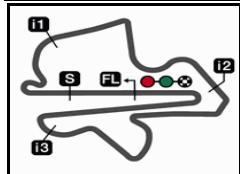
The results are provisional until the end of the limit for protest and appeals.

Time limit for protest expires 30' after publication of the results - Mr. Time:

These data/results cannot be reproduced, stored and/or transmitted in whole or in part by any manner of electronic, mechanical, photocopying, recording, broadcasting or otherwise now known or herein after developed without the previous express consent by the copyright owner, except for reproduction in daily press and regular printed publications on sale to the public within 60 days of the event related to those data/results and always provided that copyright symbol appears together as follows below.

© DORNA, 2015






5543 m.

SHELL MALAYSIA MOTORCYCLE GRAND PRIX

Free Practice Nr. 2

Combined Free Practice Times

7

	Rider	Nation	Team	MOTORCYCLE	FP1	FP2	Gap
1	99 J.LORENZO	SPA	Movistar Yamaha MotoGP	YAMAHA	2'00.622	8 2'00.246	12
2	26 D.PEDROSA	SPA	Repsol Honda Team	HONDA	2'00.412	3 2'00.293	17 0.047 0.047
3	93 M.MARQUEZ	SPA	Repsol Honda Team	HONDA	2'00.736	3 2'00.472	13 0.226 0.179
4	29 A.IANNONE	ITA	Ducati Team	DUCATI	2'01.421	8 2'00.486	13 0.240 0.014
5	46 V.ROSSI	ITA	Movistar Yamaha MotoGP	YAMAHA	2'00.915	9 2'01.305	9 0.669 0.429
6	35 C.CRUTCHLOW	GBR	LCR Honda	HONDA	2'01.235	14 2'01.039	13 0.793 0.124
7	41 A.ESPARGARO	SPA	Team SUZUKI ECSTAR	SUZUKI	2'01.741	14 2'01.058	15 0.812 0.019
8	4 A.DOVIZIOSO	ITA	Ducati Team	DUCATI	2'01.917	14 2'01.127	13 0.881 0.069
9	45 S.REDDING	GBR	EG 0,0 Marc VDS	HONDA	2'01.218	14 2'01.607	13 0.972 0.091
10	9 D.PETRUCCI	ITA	Octo Pramac Racing	DUCATI	2'01.957	13 2'01.598	14 1.352 0.380
11	8 H.BARBERA	SPA	Avintia Racing	DUCATI	2'01.616	11 2'01.796	12 1.370 0.018
12	25 M.VIÑALES	SPA	Team SUZUKI ECSTAR	SUZUKI	2'02.258	15 2'01.796	3 1.550 0.180
13	44 P.ESPARGARO	SPA	Monster Yamaha Tech 3	YAMAHA	2'02.259	4 2'01.850	16 1.604 0.054
14	38 B.SMITH	GBR	Monster Yamaha Tech 3	YAMAHA	2'02.323	9 2'02.101	7 1.855 0.251
15	6 S.BRADL	GER	Aprilia Racing Team Gresini	APRILIA	2'02.314	15 2'02.118	14 1.872 0.017
16	50 E.LAVERTY	IRL	Aspar MotoGP Team	HONDA	2'03.938	9 2'02.426	15 2.180 0.308
17	69 N.HAYDEN	USA	Aspar MotoGP Team	HONDA	2'02.590	14 2'02.427	13 2.181 0.001
18	68 Y.HERNANDEZ	COL	Octo Pramac Racing	DUCATI	2'03.072	8 2'02.554	11 2.308 0.127
19	19 A.BAUTISTA	SPA	Aprilia Racing Team Gresini	APRILIA	2'03.228	14 2'02.626	13 2.380 0.072
20	43 J.MILLER	AUS	LCR Honda	HONDA	2'03.136	14 2'03.485	15 2.890 0.510
21	63 M.DI MEGLIO	FRA	Avintia Racing	DUCATI	2'03.394	13 2'03.480	15 3.148 0.258
22	76 L.BAZ	FRA	Forward Racing	MAHA FORWARD	2'03.429	13 2'03.731	12 3.183 0.035
23	24 T.ELIAS	SPA	Forward Racing	MAHA FORWARD	2'04.496	12 2'03.710	14 3.464 0.281
24	13 A.WEST	AUS	AB Motoracing	HONDA	2'05.793	9 2'04.892	2 4.646 1.182
25	55 D.CUDLIN	AUS	E-Motion IodaRacing Team	ART	2'07.552	11 2'06.962	2 6.716 2.070

Pole Position Record:	2014	Marc MARQUEZ	1'59.791	166.5 Km/h
Circuit Record Lap:	2014	Marc MARQUEZ	2'01.150	164.7 Km/h
Circuit Best Lap:	2014	Marc MARQUEZ	1'59.791	166.5 Km/h

The results are provisional until the end of the limit for protest and appeals.

Time limit for protest expires 60' after publication of the results - Mr. Time:

These data/results cannot be reproduced, stored and/or transmitted in whole or in part by any manner of electronic, mechanical, photocopying, recording, broadcasting or otherwise now known or herein after developed without the previous express consent by the copyright owner, except for reproduction in daily press and regular printed publications on sale to the public within 60 days of the event related to those data/results and always provided that copyright symbol appears together as follows below.

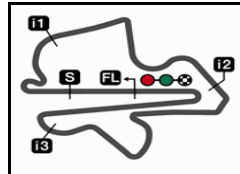
© DORNA, 2015

Official MotoGP Timing by TISSOT

www.motogp.com

Sepang, Friday, October 23, 2015





5543 m.

SHELL MALAYSIA MOTORCYCLE GRAND PRIX

Free Practice Nr. 2

Top Speed & Average

8



Rider	Nation	Motorcycle	Top 5 speeds					Average	Top
29 Andrea IANNONE	ITA	DUCATI	335.2	334.8	334.6	334.6	332.0	334.2	335.2
4 Andrea DOVIZIOSO	ITA	DUCATI	333.0	333.0	332.7	331.5	330.5	332.1	333.0
93 Marc MARQUEZ	SPA	HONDA	332.3	331.6	329.6	328.8	328.5	330.2	332.3
26 Dani PEDROSA	SPA	HONDA	330.2	329.2	329.1	328.9	328.2	329.1	330.2
35 Cal CRUTCHLOW	GBR	HONDA	329.9	327.0	326.7	325.3	324.5	326.3	329.9
68 Yonny HERNANDEZ	COL	DUCATI	327.2	325.1	325.0	324.0	323.7	324.8	327.2
46 Valentino ROSSI	ITA	YAMAHA	327.1	324.8	324.1	323.7	323.6	324.7	327.1
99 Jorge LORENZO	SPA	YAMAHA	326.3	325.6	325.6	325.4	325.4	325.7	326.3
38 Bradley SMITH	GBR	YAMAHA	326.0	325.3	324.8	324.8	324.5	325.1	326.0
45 Scott REDDING	GBR	HONDA	325.5	324.5	324.4	323.5	323.2	324.2	325.5
25 Maverick VIÑALES	SPA	SUZUKI	325.2	323.5	323.4	323.1	321.5	323.0	325.2
44 Pol ESPARGARO	SPA	YAMAHA	324.2	322.9	322.7	322.6	322.3	322.9	324.2
9 Danilo PETRUCCI	ITA	DUCATI	323.8	322.8	322.7	322.1	322.0	322.7	323.8
8 Hector BARBERA	SPA	DUCATI	323.2	322.8	322.3	318.2	316.2	320.5	323.2
50 Eugene LAVERTY	IRL	HONDA	322.3	322.0	320.0	318.7	318.3	320.3	322.3
43 Jack MILLER	AUS	HONDA	321.2	318.7	318.0	317.0	314.7	317.9	321.2
24 Toni ELIAS	SPA	YAMAHA FOR	320.9	319.1	318.3	317.5	315.9	318.3	320.9
41 Aleix ESPARGARO	SPA	SUZUKI	320.9	320.2	320.1	319.4	319.3	320.0	320.9
19 Alvaro BAUTISTA	SPA	APRILIA	320.4	319.4	319.0	318.6	318.2	319.1	320.4
63 Mike DI MEGLIO	FRA	DUCATI	320.3	319.9	319.4	315.6	315.4	318.1	320.3
6 Stefan BRADL	GER	APRILIA	320.0	318.8	318.5	317.6	313.9	317.8	320.0
69 Nicky HAYDEN	USA	HONDA	318.3	317.0	316.9	316.1	315.4	316.7	318.3
13 Anthony WEST	AUS	HONDA	315.7	314.4	312.7	312.5	312.4	313.4	315.7
76 Loris BAZ	FRA	YAMAHA FOR	315.3	314.0	312.9	312.5	312.4	313.3	315.3
55 Damian CUDLIN	AUS	ART	301.5	296.9	264.5			287.6	301.5

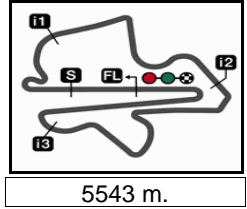
These data/results cannot be reproduced, stored and/or transmitted in whole or in part by any manner of electronic, mechanical, photocopying, recording, broadcasting or otherwise now known or herein after developed without the previous express consent by the copyright owner, except for reproduction in daily press and regular printed publications on sale to the public within 60 days of the event related to those data/results and always provided that copyright symbol appears together as follows below.

© DORNA, 2015

Official MotoGP Timing by 
www.motogp.com



Sepang, Friday, October 23, 2015



SHELL MALAYSIA MOTORCYCLE GRAND PRIX

Free Practice Nr. 2

Chronological Analysis of Performances

9

* Lap / Sector time cancelled T1 Time from finish line to 1st intermediate T3 Time from 2nd intermed. to 3rd intermed.
 P Crossing the finish line in pit lane T2 Time from 1st intermed. to 2nd intermed. T4 Time from 3rd intermediate to finish line

Lap	Lap Time	T1	T2	T3	T4	Speed	Lap	Lap Time	T1	T2	T3	T4	Speed	
1st 99 Jorge LORENZO Movistar Yamaha Mot SPA							6	1'07.043 P	26.025				325.4	
Runs=3 Total laps=15 Full laps=10							7	10'22.015	8'42.553	29.449	39.016	30.997		
1	4'01.841	2'22.993	28.975	39.409	30.464		8	2'01.211	25.142	27.959	37.705	30.405	326.1	
2	2'01.530	25.367	28.236	37.758	30.169	322.4	9	2'01.462	25.237	28.076	37.717	30.432	326.4	
3	2'01.642	25.291	28.090	37.629	30.632	326.3	10	2'05.666	26.653	29.434	38.564	31.015	328.8	
4	2'01.554	25.200	28.102	37.714	30.538	325.4	11	1'07.408 P	25.789				327.2	
5	1'07.915 P	25.223				324.4	12	8'45.118	7'05.501	29.686	38.868	31.063		
6	10'01.150	8'24.269	28.489	38.028	30.364		13	2'00.472	25.073	27.786	37.456	30.157	328.5	
7	2'01.971	25.324	28.217	37.971	30.459	323.4	14	2'00.803	25.126	27.855	37.606	30.216	327.8	
8	2'01.520	25.288	28.181	37.716	30.335	324.8	15	2'00.608	25.068	27.774	37.409	30.357	329.6	
9	2'01.540	25.286	28.239	37.690	30.325	325.4	16	2'05.583	25.040	28.382	40.757	31.404	326.2	
10	1'07.394 P	25.855				324.4								
4th 29 Andrea IANNONE Ducati Team ITA							Runs=4 Total laps=15 Full laps=7							
1	4'04.761	2'10.666	36.417	46.303	31.375		2	2'02.233	25.546	28.107	38.108	30.472	324.7	
2	2'02.233	25.546	28.107	38.108	30.472	324.7	unfinished	25.204	27.999				326.7	
3	10'33.063		29.475	39.877	30.477		3	10'33.063		29.475	39.877	30.477		
4	2'01.298	25.180	28.035	37.979	30.104	331.2	4	2'01.298	25.180	28.035	37.979	30.104	331.2	
5	2'01.098	25.010	27.848	37.998	30.242	332.0	5	2'01.098	25.010	27.848	37.998	30.242	332.0	
6	1'09.065 P	26.374				323.9	6	1'09.065 P	26.374				323.9	
7	7'20.092	5'39.359	30.700	39.509	30.524		7	7'20.092	5'39.359	30.700	39.509	30.524		
8	2'01.120	25.030	27.969	37.970	30.151	334.6	8	2'01.120	25.030	27.969	37.970	30.151	334.6	
9	2'01.050	25.027	27.992	37.859	30.172	334.6	9	2'01.050	25.027	27.992	37.859	30.172	334.6	
10	2'01.371	25.074	28.072	37.939	30.286	334.8	10	2'01.371	25.074	28.072	37.939	30.286	334.8	
11	1'08.840 P	28.148				322.3	11	1'08.840 P	28.148				322.3	
12	4'41.779	3'04.058	29.048	38.596	30.077		12	4'41.779	3'04.058	29.048	38.596	30.077		
13	2'00.486	24.920	27.864	37.742	29.960	335.2	13	2'00.486	24.920	27.864	37.742	29.960	335.2	
14	2'21.617	33.841	34.089	40.655	33.032	330.5	14	2'21.617	33.841	34.089	40.655	33.032	330.5	
5th 35 Cal CRUTCHLOW LCR Honda GBR							Runs=3 Total laps=15 Full laps=10							
1	2'56.563	1'07.334	33.339	44.288	31.602		1	2'56.563	1'07.334	33.339	44.288	31.602		
2	2'03.966	25.780	28.669	38.391	31.126	317.1	2	2'03.966	25.780	28.669	38.391	31.126	317.1	
3	2'02.679	25.564	28.368	38.083	30.664	322.9	3	2'02.679	25.564	28.368	38.083	30.664	322.9	
4	2'06.065	25.336	29.939	39.991	30.799	324.5	4	2'06.065	25.336	29.939	39.991	30.799	324.5	
5	2'07.238 P	25.371	28.108	38.171	35.588	324.5	5	2'07.238 P	25.371	28.108	38.171	35.588	324.5	
6	8'39.648	6'57.975	30.625	40.062	30.986		6	8'39.648	6'57.975	30.625	40.062	30.986		
7	2'02.151	25.302	28.028	38.060	30.761	322.5	7	2'02.151	25.302	28.028	38.060	30.761	322.5	
8	2'02.385	25.393	28.105	38.092	30.795	321.2	8	2'02.385	25.393	28.105	38.092	30.795	321.2	
9	2'04.759	25.341	29.458	39.125	30.835	321.6	9	2'04.759	25.341	29.458	39.125	30.835	321.6	
10	1'07.696 P	27.153				311.4	10	1'07.696 P	27.153				311.4	
11	10'14.065	8'34.956	29.585	38.776	30.748		11	10'14.065	8'34.956	29.585	38.776	30.748		
12	2'04.534	25.329	29.757	38.674	30.774	325.3	12	2'04.534	25.329	29.757	38.674	30.774	325.3	
13	2'01.039	25.275	27.861	37.579	30.324	327.0	13	2'01.039	25.275	27.861	37.579	30.324	327.0	
14	2'03.259	26.641	28.167	37.989	30.462	329.9	14	2'03.259	26.641	28.167	37.989	30.462	329.9	
3rd 93 Marc MARQUEZ Repsol Honda Team SPA							Runs=3 Total laps=16 Full laps=11							
1	2'39.325	57.247	30.166	40.724	31.188		1	2'39.325	57.247	30.166	40.724	31.188		
2	2'01.932	25.145	28.392	37.860	30.535	326.4	2	2'01.932	25.145	28.392	37.860	30.535	326.4	
3	2'01.342	25.127	27.992	37.753	30.470	332.3	3	2'01.342	25.127	27.992	37.753	30.470	332.3	
4	2'01.163	25.087	27.956	37.721	30.399	331.6	4	2'01.163	25.087	27.956	37.721	30.399	331.6	
5	2'01.486	25.121	28.002	37.973	30.390	327.6	5	2'01.486	25.121	28.002	37.973	30.390	327.6	

Fastest Lap: Jorge LORENZO Movistar Yamaha Mot SPA 2'00.246 24.991 27.815 37.304 30.136

These data/results cannot be reproduced, stored and/or transmitted in whole or in part by any manner of electronic, mechanical, photocopying, recording, broadcasting or otherwise now known or herein after developed without the previous express consent by the copyright owner, except for reproduction in daily press and regular printed publications on sale to the public within 60 days of the event related to those data/results and always provided that copyright symbol appears together as follows below.
 © DORNA, 2015



Free Practice Nr. 2

MotoGP

Lap	Lap Time	T1	T2	T3	T4	Speed	Lap	Lap Time	T1	T2	T3	T4	Speed				
15	2'01.138	25.051	27.903	37.710	30.474	326.7	9th	9	Danilo PETRUCCI	Octo Pramac Racing	ITA	Runs=4	Total laps=15	Full laps=8			
6th	41	Alex ESPARGARO Team SUZUKI ECST SPA						1	2'26.798	42.797	31.153	41.636	31.212				
		Runs=4	Total laps=15	Full laps=8	2	2'06.599	26.042	29.837	39.850	30.870	317.8						
1	3'07.792	1'24.664	30.706	39.614	32.808	3	2'02.012	25.413	27.993	37.855	30.751	319.4					
2	2'02.579	25.166	28.372	38.061	30.980	318.5	4	2'08.662	26.406	29.452	40.105	32.699	322.7				
3	2'01.457	25.056	27.999	37.797	30.605	320.2	5	2'02.029	25.361	28.149	37.994	30.525	315.9				
4	2'02.137	25.170	28.042	37.981	30.944	320.9	6	1'08.003	P	25.762			322.0				
5	2'02.100	25.233	28.095	37.911	30.861	319.4	7	6'28.510	4'49.481	29.428	38.927	30.674					
6	1'12.943	P	27.871			316.4	8	2'01.904	25.310	28.046	37.944	30.604	320.3				
7	9'27.601	7'49.432	28.643	38.174	31.352		9	2'07.269	27.472	28.193	38.756	32.848	323.8				
8	2'01.860	25.170	28.014	37.976	30.700	318.1	10	1'04.904	P	25.343			320.8				
9	2'01.931	25.222	28.093	37.821	30.795	318.3	11	9'13.979	7'31.196	31.017	39.118	32.648					
10	1'09.526	P	25.249			317.1	12	2'10.087	P	25.744	28.581	38.744	37.018	317.0			
11	9'17.197	7'39.052	28.879	38.474	30.792		13	6'20.620	4'41.095	30.200	38.651	30.674					
12	2'01.818	25.180	28.030	37.880	30.728	319.3	14	2'01.598	25.171	28.102	37.863	30.462	322.8				
13	1'09.410	P	27.580			266.5	15	2'05.146	25.186	28.243	39.511	32.206	322.1				
14	4'14.823	2'36.876	28.892	38.195	30.860		10th	45	Scott REDDING EG 0,0 Marc VDS GBR						Runs=3	Total laps=14	Full laps=9
15	2'01.058	25.084	27.824	37.608	30.542	320.1	1	2'40.151	51.134	32.704	44.848	31.465					
7th	4	Andrea DOVIZIOSO Ducati Team ITA						2	2'07.675	28.263	29.525	38.926	30.961	319.2			
		Runs=4	Total laps=14	Full laps=7	3	2'02.518	25.494	28.201	37.891	30.932	324.5						
1	2'12.525	32.419	29.921	39.497	30.688	4	2'03.098	25.499	28.421	38.121	31.057	315.5					
2	2'02.487	25.348	28.300	38.270	30.569	324.6	5	1'08.827	P	28.479			319.3				
3	2'01.948	25.196	28.261	38.116	30.375	329.9	6	10'30.806	8'50.964	29.512	38.982	31.348					
4	1'08.112	P	27.822			326.9	7	2'03.299	25.517	28.321	38.035	31.426	321.2				
5	7'29.853	5'50.479	29.691	39.049	30.634		8	2'02.779	25.579	28.282	38.010	30.908	324.4				
6	2'02.222	25.292	28.353	38.242	30.335	328.0	9	2'03.172	25.531	28.465	38.101	31.075	323.2				
7	2'07.809	P	25.151	28.218	38.138	36.302	330.5	10	1'11.991	P	29.063			312.0			
8	10'39.017	9'00.374	29.305	38.742	30.596		11	12'15.312	0'25.026	31.794	41.706	36.786					
9	2'02.445	25.161	28.332	38.337	30.615	333.0	12	2'02.051	25.566	27.996	37.855	30.634	321.9				
10	2'03.377	25.546	28.614	38.669	30.548	333.0	13	2'01.607	25.211	27.920	37.668	30.808	323.5				
11	2'08.952	P	25.237	28.389	38.363	36.963	332.7	14	2'11.711	25.266	30.437	44.757	31.251	325.5			
12	5'34.987	3'45.944	38.311	40.027	30.705		11th	25	Maverick VIÑALES Team SUZUKI ECST SPA						Runs=4	Total laps=15	Full laps=8
13	2'01.127	25.139	27.982	37.852	30.154	329.6	1	2'55.348	1'09.700	32.697	41.641	31.310					
14	2'03.290	25.079	29.660	38.002	30.549	331.5	2	2'03.711	25.570	28.426	38.800	30.915	310.8				
8th	46	Valentino ROSSI Movistar Yamaha Mot ITA						3	2'01.796	25.314	28.119	37.672	30.691	317.6			
		Runs=4	Total laps=16	Full laps=9	4	2'05.620	25.336	30.740	38.441	31.103	318.0						
1	3'07.478	1'27.306	29.930	39.148	31.094		5	2'02.198	25.354	28.141	37.874	30.829	323.4				
2	2'01.975	25.443	28.178	37.782	30.572	322.2	6	1'09.217	P	26.300			321.5				
3	2'02.084	25.312	28.332	37.952	30.488	321.2	7	7'01.751	5'23.262	29.049	38.371	31.069					
4	2'07.687	28.651	29.386	38.851	30.799	324.8	8	2'02.071	25.296	28.165	37.787	30.823	323.1				
5	2'01.713	25.295	28.118	37.743	30.557	323.2	9	2'10.833	P	25.432	28.202	37.930	39.269	319.4			
6	2'12.145	P	25.228	28.120	37.895	40.902	323.0	10	6'43.834	5'04.296	29.689	38.935	30.914				
7	6'52.970	5'12.363	29.553	40.131	30.923		11	2'02.095	25.320	28.079	37.851	30.845	321.5				
8	2'01.695	25.511	28.031	37.711	30.442	318.3	12	2'02.177	25.370	28.149	37.861	30.797	320.8				
9	2'01.305	25.085	28.151	37.658	30.411	323.2	13	1'10.606	P	26.347			325.2				
10	2'09.047	28.267	30.200	39.512	31.068	324.1	14	7'52.706	6'08.712	32.261	39.482	32.251					
11	2'01.338	25.169	28.138	37.648	30.383	323.7	15	2'02.002	25.194	28.033	37.997	30.778	323.5				
12	2'01.406	25.162	28.008	37.756	30.480	323.6	12th	8	Hector BARBERA Avintia Racing SPA						Runs=3	Total laps=13	Full laps=8
13	1'13.157	P	30.838			308.4	1	2'41.613	50.770	31.040	48.036	31.767					
14	7'43.577	6'05.135	29.491	38.354	30.597												
15	2'06.181	P	25.489	28.051	38.208	34.433	327.1										
16	4'42.534	2'56.908	31.339	43.118	31.169												

Fastest Lap: Jorge LORENZO Movistar Yamaha Mot SPA 2'00.246 24.991 27.815 37.304 30.136

These data/results cannot be reproduced, stored and/or transmitted in whole or in part by any manner of electronic, mechanical, photocopying, recording, broadcasting or otherwise now known or herein after developed without the previous express consent by the copyright owner, except for reproduction in daily press and regular printed publications on sale to the public within 60 days of the event related to those data/results and always provided that copyright symbol appears together as follows below.
© DORNA, 2015



Free Practice Nr. 2

MotoGP

Lap	Lap Time	T1	T2	T3	T4	Speed	Lap	Lap Time	T1	T2	T3	T4	Speed
2	2'04.220	25.668	28.510	38.710	31.332	307.2	1	2'23.390	41.158	30.777	40.112	31.343	
3	2'03.747	25.783	28.401	38.451	31.112	305.9	2	2'04.496	25.915	28.668	38.816	31.097	312.0
4	2'05.287	25.597	30.026	38.633	31.031	322.3	3	2'03.571	25.777	28.516	38.366	30.912	312.1
5	1'04.557 P	25.657				306.4	4	2'04.038	25.699	28.553	38.685	31.101	313.9
6	9'20.605	7'35.519	29.873	42.341	32.872		5	2'03.523	25.611	28.424	38.544	30.944	317.6
7	2'05.009	25.593	28.425	38.507	32.484	314.3	6	1'09.101 P	27.041				312.6
8	2'03.605	25.596	28.543	38.420	31.046	316.2	7	9'29.320	7'44.950	30.952	39.377	34.041	
9	1'09.430 P	30.071				323.2	8	2'03.882	25.782	28.476	38.606	31.018	309.1
10	14'30.865	12'26.661	36.711	48.676	38.817		9	2'04.033	25.723	28.584	38.657	31.069	311.5
11	2'26.468	33.998	31.472	49.889	31.109	312.2	10	2'03.860	25.744	28.551	38.504	31.061	306.0
12	2'01.796	25.292	28.070	37.738	30.696	318.2	11	2'03.756	25.762	28.599	38.463	30.932	306.4
13	2'02.306	25.318	28.062	38.081	30.845	322.8	12	1'09.250 P	27.454				305.7

13th 44 Pol ESPARGARO Monster Yamaha Tec SPA

Runs=4 Total laps=16 Full laps=9

1	2'39.697	54.872	30.237	43.328	31.260	
2	2'02.338	25.562	28.276	37.961	30.539	317.2
3	1'09.309 P	27.377				314.0
4	5'30.936	3'50.900	28.926	40.440	30.670	
5	2'02.265	25.391	27.938	38.137	30.799	322.9
6	2'02.484	25.519	28.181	38.219	30.565	322.6
7	1'07.132 P	26.931				304.0
8	7'18.302	5'40.598	28.615	38.358	30.731	
9	2'02.471	25.582	28.302	38.068	30.519	322.7
10	2'05.636	28.132	28.572	38.216	30.716	314.2
11	2'02.305	25.552	28.177	37.954	30.622	321.2
12	1'06.815 P	28.086				311.2
13	8'03.923	6'16.431	29.198	38.769	39.525	
14	2'02.289	25.655	28.097	37.923	30.614	319.4
15	2'11.446	25.451	35.839	38.775	31.381	324.2
16	2'01.850	25.536	28.008	37.912	30.394	322.3

14th 38 Bradley SMITH Monster Yamaha Tec GBR

Runs=3 Total laps=19 Full laps=14

1	2'12.360	30.039	31.118	40.229	30.974	
2	2'03.461	25.852	28.385	38.491	30.733	311.7
3	2'02.771	25.497	28.413	38.190	30.671	312.8
4	2'02.889	25.437	28.441	38.401	30.610	316.9
5	2'02.385	25.400	28.276	38.117	30.592	322.6
6	2'02.910	25.632	28.363	38.164	30.751	322.8
7	2'02.101	25.415	28.227	37.983	30.476	321.6
8	1'08.865 P	27.867				304.9
9	6'08.282	4'29.785	28.937	38.593	30.967	
10	2'07.758	25.996	28.421	38.388	34.953	324.8
11	2'03.009	25.720	28.434	38.227	30.628	318.1
12	2'02.713	25.572	28.317	38.133	30.691	319.2
13	2'02.730	25.535	28.339	38.172	30.684	325.3
14	1'09.682 P	29.647				303.9
15	6'10.198	4'31.215	29.562	38.695	30.726	
16	2'02.294	25.565	28.245	37.944	30.540	320.3
17	2'16.083	33.582	30.302	41.217	30.982	324.8
18	2'02.465	25.506	28.255	38.027	30.677	324.5
19	2'02.560	25.550	28.202	38.229	30.579	326.0

15th 6 Stefan BRADL Aprilia Racing Team GER

Runs=3 Total laps=16 Full laps=11

1	2'00.246	24.991	27.815	37.304	30.136	
---	----------	--------	--------	--------	--------	--

16th 50 Eugene LAVERTY Aspar MotoGP Team IRL

Runs=4 Total laps=17 Full laps=9

13	10'12.399	8'33.481	29.472	38.670	30.776	
14	2'02.118	25.334	28.163	37.950	30.671	320.0
15	2'02.580	25.349	28.393	38.055	30.783	318.5
16	2'02.707	25.359	28.364	38.108	30.876	318.8
1	2'21.064	34.697	31.362	41.343	33.662	
2	2'03.867	25.720	28.700	38.467	30.980	304.7
3	2'03.395	25.449	28.526	38.444	30.976	320.0
4	2'03.481	25.477	28.664	38.414	30.926	313.6
5	1'07.825 P	25.554				316.3
6	7'05.342	5'24.510	29.995	39.408	31.429	
7	2'03.645	25.555	28.613	38.440	31.037	317.6
8	2'03.668	25.430	28.597	38.444	31.197	318.3
9	1'09.182 P	25.577				316.6
10	8'31.061	6'49.186	30.606	39.595	31.674	
11	2'03.587	25.646	28.515	38.409	31.017	318.7
12	2'03.589	25.515	28.642	38.456	30.976	318.2
13	1'08.589 P	25.707				316.0
14	4'47.645	3'06.708	29.979	39.580	31.378	
15	2'02.426	25.351	28.307	38.003	30.765	322.3
16	2'02.751	25.354	28.339	38.235	30.823	322.0
17	1'23.974 P	34.931				292.2

17th 69 Nicky HAYDEN Aspar MotoGP Team USA

Runs=3 Total laps=16 Full laps=11

1	2'20.381	36.463	30.506	41.222	32.190	
2	2'04.816	26.051	28.642	38.765	31.358	306.9
3	2'04.304	25.901	28.575	38.559	31.269	303.6
4	2'07.000	25.814	29.030	39.095	33.061	311.9
5	2'04.700	25.760	28.591	38.762	31.587	313.2
6	1'09.313 P	27.261				297.2
7	6'52.571	5'10.895	29.777	40.470	31.429	
8	2'06.958	26.009	28.804	38.992	33.153	315.4
9	2'11.378	27.827	29.231	41.120	33.200	311.1
10	2'04.766	25.904	28.720	38.756	31.386	310.3
11	2'11.123 P	25.918	28.597	39.630	36.978	309.4
12	11'21.668	9'41.589	29.273	39.359	31.447	
13	2'02.427	25.490	28.070	38.051	30.816	317.0
14	2'03.586	25.639	28.466	38.527	30.954	318.3
15	2'03.471	25.595	28.414	38.385	31.077	316.9
16	2'03.539	25.650	28.396	38.570	30.923	316.1

Fastest Lap: Jorge LORENZO Movistar Yamaha Mot SPA 2'00.246 24.991 27.815 37.304 30.136

These data/results cannot be reproduced, stored and/or transmitted in whole or in part by any manner of electronic, mechanical, photocopying, recording, broadcasting or otherwise now known or herein after developed without the previous express consent by the copyright owner, except for reproduction in daily press and regular printed publications on sale to the public within 60 days of the event related to those data/results and always provided that copyright symbol appears together as follows below.
© DORNA, 2015



Free Practice Nr. 2

MotoGP

Lap	Lap Time	T1	T2	T3	T4	Speed	Lap	Lap Time	T1	T2	T3	T4	Speed	
18th	68	Yonny HERNANDEZ Octo Pramac Racing COL						1	2'40.878	55.457	30.258	43.268	31.895	
		Runs=3	Total laps=13	Full laps=8			2	2'04.531	25.860	28.590	38.564	31.517	301.1	
1	2'39.794	51.660	30.821	43.743	33.570		3	2'10.556	28.962	31.351	38.943	31.300	314.3	
2	2'02.613	25.776	28.181	38.101	30.555	312.8	4	2'04.881	25.773	28.651	39.014	31.443	313.9	
3	2'08.677	25.466	29.394	38.391	35.426	323.7	5	1'13.570 P	28.691				314.1	
4	2'03.029	25.431	28.347	38.406	30.845	320.6	6	7'05.579	5'24.904	29.633	39.626	31.416		
5	1'09.969 P	28.140				322.5	7	2'03.918	25.805	28.538	38.447	31.128	313.4	
6	11'52.932	10'05.492	28.830	38.750	39.860		8	2'04.763	25.956	28.756	38.701	31.350	317.0	
7	2'02.910	25.578	28.230	38.297	30.805	314.7	9	1'11.929 P	28.599				307.4	
8	2'03.209	25.695	28.345	38.357	30.812	324.0	10	13'34.118	1'50.715	30.739	41.199	31.465		
9	1'09.356 P	25.660				323.7	11	2'03.603	25.778	28.388	38.353	31.084	314.7	
10	12'12.461	10'05.400	28.594	43.757	54.710		12	2'03.961	25.834	28.452	38.503	31.172	318.7	
11	2'02.554	25.496	28.131	37.998	30.929	327.2	13	2'03.949	25.857	28.490	38.519	31.083	321.2	
12	2'10.092	26.873	28.949	38.658	35.612	325.1	14	2'23.335	31.947	37.896	42.102	31.390	301.6	
13	2'02.597	25.433	28.138	38.141	30.885	325.0	15	2'03.485	25.617	28.455	38.321	31.092	318.0	
19th	19	Alvaro BAUTISTA Aprilia Racing Team SPA						22nd	24	Toni ELIAS Forward Racing SPA				
		Runs=3	Total laps=16	Full laps=11					Runs=5	Total laps=15	Full laps=6			
1	2'24.807	41.620	30.725	39.976	32.486		1	3'00.682	1'06.906	32.237	49.797	31.742		
2	2'04.159	26.202	28.596	38.327	31.034	309.7	2	2'06.548	26.226	29.458	39.305	31.559	313.9	
3	2'03.752	25.754	28.529	38.347	31.122	305.6	3	1'12.001 P	28.333				320.9	
4	2'03.547	25.642	28.454	38.435	31.016	316.5	4	6'59.922	5'19.603	29.372	39.470	31.477		
5	2'03.656	25.609	28.432	38.452	31.163	317.6	5	2'05.415	26.101	28.975	39.093	31.246	314.1	
6	1'09.070 P	27.102				315.7	6	1'11.440 P	28.572				310.4	
7	9'28.248	7'48.378	29.636	39.044	31.190		7	5'06.865	3'26.511	29.646	39.172	31.536		
8	2'03.903	25.671	28.571	38.575	31.086	317.6	8	2'05.094	25.999	28.954	38.909	31.232	314.5	
9	2'04.117	25.646	28.648	38.427	31.396	318.2	9	1'13.362 P	27.985				315.9	
10	2'03.813	25.673	28.563	38.442	31.135	319.0	10	6'40.896	4'59.745	29.825	39.592	31.734		
11	1'07.914 P	26.704				316.4	11	2'05.145	26.009	29.055	38.936	31.145	317.5	
12	9'31.614	7'51.835	30.005	38.839	30.935		12	1'11.283 P	28.983				307.7	
13	2'02.626	25.535	28.244	37.940	30.907	318.6	13	6'23.888	4'42.891	30.337	39.535	31.125		
14	2'02.796	25.560	28.357	38.023	30.856	320.4	14	2'03.710	25.663	28.658	38.438	30.951	318.3	
15	2'02.993	25.552	28.354	38.133	30.954	319.4	15	2'13.634	26.880	28.765	41.372	36.617	319.1	
16	2'06.042	25.608	28.494	40.537	31.403	308.3	23rd	76	Loris BAZ Forward Racing FRA					
20th	63	Mike DI MEGLIO Avintia Racing FRA								Runs=3	Total laps=15	Full laps=10		
		Runs=4	Total laps=16	Full laps=9			1	2'13.603	30.269	31.271	40.174	31.889		
1	2'40.679	50.967	31.057	44.607	34.048		2	2'04.955	25.965	28.750	38.623	31.617	310.9	
2	2'05.039	25.798	28.821	39.075	31.345	304.4	3	1'11.333 P	27.533				308.8	
3	2'04.310	26.021	28.672	38.439	31.178	297.0	4	7'44.542	6'02.346	30.612	39.997	31.587		
4	2'04.333	25.580	28.812	38.674	31.267	319.4	5	2'03.815	25.723	28.426	38.315	31.351	310.2	
5	1'06.095 P	26.491				307.6	6	2'03.890	25.739	28.422	38.492	31.237	312.4	
6	10'53.569	9'12.323	30.594	39.133	31.519		7	2'04.058	25.608	28.515	38.525	31.410	312.4	
7	2'05.827	26.079	28.815	38.980	31.953	319.9	8	1'10.142 P	27.309				311.6	
8	1'09.362 P	28.193				305.1	9	12'39.666	0'57.691	31.585	39.157	31.233		
9	5'47.627	4'08.204	29.252	38.903	31.268		10	2'03.782	25.607	28.442	38.507	31.226	312.5	
10	2'04.383	25.860	28.739	38.629	31.155	315.4	11	2'03.888	25.675	28.489	38.397	31.327	311.6	
11	1'06.682 P	26.443				311.6	12	2'03.731	25.596	28.405	38.436	31.294	312.9	
12	5'07.773	3'25.549	28.855	39.949	33.420		13	2'14.088	31.253	30.417	40.999	31.419	312.3	
13	2'03.625	25.682	28.477	38.282	31.184	314.8	14	2'12.381	25.694	28.418	42.252	36.017	315.3	
14	2'03.516	25.564	28.542	38.361	31.049	315.6	15	2'04.144	25.785	28.555	38.455	31.349	314.0	
15	2'03.480	25.534	28.552	38.344	31.050	320.3	24th	13	Anthony WEST AB Motoracing AUS					
16	2'03.754	25.565	28.616	38.472	31.101	314.1			Runs=3	Total laps=15	Full laps=10			
21st	43	Jack MILLER LCR Honda AUS						1	2'14.196	30.308	31.431	40.384	32.073	
		Runs=3	Total laps=15	Full laps=10			2	2'04.892	26.050	28.571	38.616	31.655	312.4	

Fastest Lap: Jorge LORENZO Movistar Yamaha Mot SPA **2'00.246** 24.991 27.815 37.304 30.136

These data/results cannot be reproduced, stored and/or transmitted in whole or in part by any manner of electronic, mechanical, photocopying, recording, broadcasting or otherwise now known or herein after developed without the previous express consent by the copyright owner, except for reproduction in daily press and regular printed publications on sale to the public within 60 days of the event related to those data/results and always provided that copyright symbol appears together as follows below.
© DORNA, 2015



Free Practice Nr. 2

MotoGP

Lap	Lap Time	T1	T2	T3	T4	Speed	Lap	Lap Time	T1	T2	T3	T4	Speed
3	2'04.963	26.003	28.531	38.711	31.718	311.9							
4	2'12.912	28.580	30.283	39.746	34.303	312.5							
5	2'05.192	25.867	28.666	38.836	31.823	312.7							
6	1'07.452 P	25.965				314.4							
7	10'25.514	8'38.915	30.274	41.895	34.430								
8	2'05.908	26.182	28.697	39.230	31.799	315.7							
9	2'17.620	26.106	31.493	42.492	37.529	312.2							
10	2'05.480	26.010	28.753	39.263	31.454	309.9							
11	1'10.344 P	27.714				307.3							
12	9'31.342	7'36.213	29.684	41.013	44.432								
13	2'09.736	25.811	28.664	40.202	35.059	308.6							
14	2'07.638	25.762	28.556	38.835	34.485	312.4							
15	2'05.264	26.078	28.560	39.154	31.472	311.5							

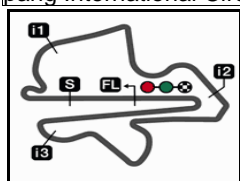
25th 55 **Damian CUDLIN** E-Motion IodaRacing AUS
Runs=3 Total laps=6 Full laps=1

1	2'21.615	34.371	32.008	41.628	33.608	
2	2'06.962	26.533	29.107	39.359	31.963	296.9
	unfinished	26.580				301.5
3	17'07.325 *		37.165	42.445	33.596	
4	2'27.547 P	29.675	31.101	43.582	43.189	264.5
	unfinished	2'39.074	33.280	47.042		

Fastest Lap: Jorge LORENZO Movistar Yamaha Mot SPA **2'00.246** 24.991 27.815 37.304 30.136

These data/results cannot be reproduced, stored and/or transmitted in whole or in part by any manner of electronic, mechanical, photocopying, recording, broadcasting or otherwise now known or herein after developed without the previous express consent by the copyright owner, except for reproduction in daily press and regular printed publications on sale to the public within 60 days of the event related to those data/results and always provided that copyright symbol appears together as follows below.
© DORNA, 2015





5543 m.

SHELL MALAYSIA MOTORCYCLE GRAND PRIX

Free Practice Nr. 2

Best Partial Times

MotoGP

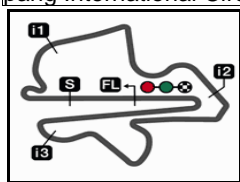
IT Ideal Lap Time, sum of the best partial times

BT Best Lap Time

T1		T2		T3		T4				IT	BT	
Pos	Rider	Time	Rider	Time	Rider	Time	Rider	Time	Pos	Rider	IT	BT
1	D.PEDROSA	24.918	D.PEDROSA	27.686	J.LORENZO	37.239	A.IANNONE	29.960	1	J.LORENZO	2'00.151	2'00.246 (1)
2	A.IANNONE	24.920	M.MARQUEZ	27.774	D.PEDROSA	37.352	J.LORENZO	30.115	2	D.PEDROSA	2'00.178	2'00.293 (2)
3	J.LORENZO	24.982	J.LORENZO	27.815	M.MARQUEZ	37.409	A.DOVIZIOSO	30.154	3	M.MARQUEZ	2'00.380	2'00.472 (3)
4	M.MARQUEZ	25.040	A.ESPARGARO	27.824	C.CRUTCHLOW	37.579	M.MARQUEZ	30.157	4	A.IANNONE	2'00.470	2'00.486 (4)
5	C.CRUTCHLOW	25.051	A.IANNONE	27.848	A.ESPARGARO	37.608	D.PEDROSA	30.222	5	C.CRUTCHLO	2'00.815	2'01.039 (5)
6	A.ESPARGARO	25.056	C.CRUTCHLOW	27.861	V.ROSSI	37.648	C.CRUTCHLOW	30.324	6	A.ESPARGAR	2'01.030	2'01.058 (6)
7	A.DOVIZIOSO	25.079	S.REDDING	27.920	S.REDDING	37.668	V.ROSSI	30.383	7	A.DOVIZIOSO	2'01.067	2'01.127 (7)
8	V.ROSSI	25.085	P.ESPARGARO	27.938	M.VIÑALES	37.672	P.ESPARGARO	30.394	8	V.ROSSI	2'01.124	2'01.305 (8)
9	D.PETRUCCI	25.171	A.DOVIZIOSO	27.982	H.BARBERA	37.738	D.PETRUCCI	30.462	9	S.REDDING	2'01.433	2'01.607 (10)
10	M.VIÑALES	25.194	D.PETRUCCI	27.993	A.IANNONE	37.742	B.SMITH	30.476	10	D.PETRUCCI	2'01.481	2'01.598 (9)
11	S.REDDING	25.211	V.ROSSI	28.008	A.DOVIZIOSO	37.852	A.ESPARGARO	30.542	11	M.VIÑALES	2'01.590	2'01.796 (11)
12	H.BARBERA	25.292	M.VIÑALES	28.033	D.PETRUCCI	37.855	Y.HERNANDEZ	30.555	12	P.ESPARGAR	2'01.635	2'01.850 (13)
13	S.BRADL	25.334	H.BARBERA	28.062	P.ESPARGARO	37.912	S.REDDING	30.634	13	H.BARBERA	2'01.788	2'01.796 (12)
14	E.LAVERTY	25.351	N.HAYDEN	28.070	A.BAUTISTA	37.940	S.BRADL	30.671	14	B.SMITH	2'02.022	2'02.101 (14)
15	P.ESPARGARO	25.391	Y.HERNANDEZ	28.131	B.SMITH	37.944	M.VIÑALES	30.691	15	Y.HERNANDEZ	2'02.115	2'02.554 (18)
16	B.SMITH	25.400	S.BRADL	28.163	S.BRADL	37.950	H.BARBERA	30.696	16	S.BRADL	2'02.118	2'02.118 (15)
17	Y.HERNANDEZ	25.431	B.SMITH	28.202	Y.HERNANDEZ	37.998	E.LAVERTY	30.765	17	E.LAVERTY	2'02.426	2'02.426 (16)
18	N.HAYDEN	25.490	A.BAUTISTA	28.244	E.LAVERTY	38.003	N.HAYDEN	30.816	18	N.HAYDEN	2'02.427	2'02.427 (17)
19	M.DI MEGLIO	25.534	E.LAVERTY	28.307	N.HAYDEN	38.051	A.BAUTISTA	30.856	19	A.BAUTISTA	2'02.575	2'02.626 (19)
20	A.BAUTISTA	25.535	J.MILLER	28.388	M.DI MEGLIO	38.282	T.ELIAS	30.951	20	M.DI MEGLIO	2'03.342	2'03.480 (20)
21	L.BAZ	25.596	L.BAZ	28.405	L.BAZ	38.315	M.DI MEGLIO	31.049	21	J.MILLER	2'03.409	2'03.485 (21)
22	J.MILLER	25.617	M.DI MEGLIO	28.477	J.MILLER	38.321	J.MILLER	31.083	22	L.BAZ	2'03.542	2'03.731 (23)
23	T.ELIAS	25.663	A.WEST	28.531	T.ELIAS	38.438	L.BAZ	31.226	23	T.ELIAS	2'03.710	2'03.710 (22)
24	A.WEST	25.762	T.ELIAS	28.658	A.WEST	38.616	A.WEST	31.454	24	A.WEST	2'04.363	2'04.892 (24)

These data/results cannot be reproduced, stored and/or transmitted in whole or in part by any manner of electronic, mechanical, photocopying, recording, broadcasting or otherwise now known or herein after developed without the previous express consent by the copyright owner, except for reproduction in daily press and regular printed publications on sale to the public within 60 days of the event related to those data/results and always provided that copyright symbol appears together as follows below.
© DORNA, 2015





5543 m.

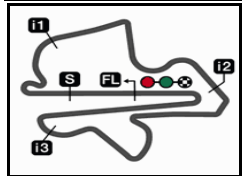
SHELL MALAYSIA MOTORCYCLE GRAND PRIX**Free Practice Nr. 2****Best Partial Times****MotoGP***IT* Ideal Lap Time, sum of the best partial times*BT* Best Lap Time

<i>Pos</i>	<i>Rider</i>	<i>T1</i>		<i>T2</i>		<i>T3</i>		<i>T4</i>		<i>Pos</i>	<i>Rider</i>	<i>IT</i>	<i>BT</i>
		<i>Time</i>	<i>Rider</i>	<i>Time</i>	<i>Rider</i>	<i>Time</i>	<i>Rider</i>	<i>Time</i>	<i>Rider</i>				
25	D.CUDLIN	26.533	D.CUDLIN	29.107	D.CUDLIN	39.359	D.CUDLIN	31.963	D.CUDLIN	25	D.CUDLIN	2'06.962	2'06.962 (25)

These data/results cannot be reproduced, stored and/or transmitted in whole or in part by any manner of electronic, mechanical, photocopying, recording, broadcasting or otherwise now known or herein after developed without the previous express consent by the copyright owner, except for reproduction in daily press and regular printed publications on sale to the public within 60 days of the event related to those data/results and always provided that copyright symbol appears together as follows below.
© DORNA, 2015


Official MotoGP Timing by **TISSOT**
www.motogp.com





5543 m.

SHELL MALAYSIA MOTORCYCLE GRAND PRIX**Free Practice Nr. 2****Fastest Laps Sequence**

<i>Practice Time</i>	 <i>Rider</i>	<i>Nation</i>	<i>Motorcycle</i>	<i>Time</i>	<i>Km/h</i>	<i>Rider's Lap</i>
4'15.012	4 Andrea DOVIZIOSO	ITA	DUCATI	2'02.487	162.9	2
4'41.257	93 Marc MARQUEZ	SPA	HONDA	2'01.932	163.6	2
6'03.371	99 Jorge LORENZO	SPA	YAMAHA	2'01.530	164.1	2
6'42.599	93 Marc MARQUEZ	SPA	HONDA	2'01.342	164.4	3
6'59.734	26 Dani PEDROSA	SPA	HONDA	2'01.287	164.5	3
8'43.762	93 Marc MARQUEZ	SPA	HONDA	2'01.163	164.6	4
9'00.569	26 Dani PEDROSA	SPA	HONDA	2'00.835	165.1	4
40'07.426	99 Jorge LORENZO	SPA	YAMAHA	2'00.246	165.9	12

These data/results cannot be reproduced, stored and/or transmitted in whole or in part by any manner of electronic, mechanical, photocopying, recording, broadcasting or otherwise now known or herein after developed without the previous express consent by the copyright owner, except for reproduction in daily press and regular printed publications on sale to the public within 60 days of the event related to those data/results and always provided that copyright symbol appears together as follows below.

© DORNA, 2015

Official MotoGP Timing by **TISSOT**
www.motogp.com

Sepang, Friday, October 23, 2015

