


4542 m.

# MOTUL TT ASSEN

## Free Practice Nr. 1

### Classification

3

	Rider	Nation	Team	Motorcycle	Time	Lap Total	Gap	Top Speed
1	22 Sam LOWES	GBR	Speed Up Racing	SPEED UP	<b>1'38.146</b>	18 18		<b>253.5</b>
2	77 Dominique AEGERTER	SWI	Technomag Racing Interwetten	KALEX	<b>1'38.205</b>	20 21	0.059 0.059	<b>256.4</b>
3	12 Thomas LUTHI	SWI	Derendinger Racing Interwetten	KALEX	<b>1'38.322</b>	18 23	0.176 0.117	<b>257.8</b>
4	1 Tito RABAT	SPA	EG 0,0 Marc VDS	KALEX	<b>1'38.606</b>	22 22	0.460 0.284	<b>253.5</b>
5	60 Julian SIMON	SPA	QMMF Racing Team	SPEED UP	<b>1'38.706</b>	20 21	0.560 0.100	<b>257.0</b>
6	5 Johann ZARCO	FRA	Ajo Motorsport	KALEX	<b>1'38.707</b>	22 22	0.561 0.001	<b>252.0</b>
7	94 Jonas FOLGER	GER	AGR Team	KALEX	<b>1'38.741</b>	19 19	0.595 0.034	<b>253.7</b>
8	3 Simone CORSI	ITA	Athinà Forward Racing	KALEX	<b>1'38.934</b>	19 23	0.788 0.193	<b>257.6</b>
9	19 Xavier SIMEON	BEL	Federal Oil Gresini Moto2	KALEX	<b>1'38.982</b>	19 20	0.836 0.048	<b>250.9</b>
10	73 Alex MARQUEZ	SPA	EG 0,0 Marc VDS	KALEX	<b>1'38.986</b>	16 21	0.840 0.004	<b>252.8</b>
11	39 Luis SALOM	SPA	Paginas Amarillas HP 40	KALEX	<b>1'39.014</b>	20 21	0.868 0.028	<b>257.6</b>
12	7 Lorenzo BALDASSARRI	ITA	Athinà Forward Racing	KALEX	<b>1'39.105</b>	17 20	0.959 0.091	<b>251.1</b>
13	21 Franco MORBIDELLI	ITA	Italtrans Racing Team	KALEX	<b>1'39.147</b>	17 20	1.001 0.042	<b>251.8</b>
14	36 Mika KALLIO	FIN	Italtrans Racing Team	KALEX	<b>1'39.151</b>	21 21	1.005 0.004	<b>252.9</b>
15	40 Alex RINS	SPA	Paginas Amarillas HP 40	KALEX	<b>1'39.217</b>	21 22	1.071 0.066	<b>254.8</b>
16	30 Takaaki NAKAGAMI	JPN	IDEMITSU Honda Team Asia	KALEX	<b>1'39.253</b>	25 25	1.107 0.036	<b>254.1</b>
17	4 Randy KRUMMENACHER	SWI	JIR Racing Team	KALEX	<b>1'39.313</b>	15 22	1.167 0.060	<b>249.7</b>
18	11 Sandro CORTESE	GER	Dynavolt Intact GP	KALEX	<b>1'39.521</b>	17 17	1.375 0.208	<b>257.2</b>
19	49 Axel PONS	SPA	AGR Team	KALEX	<b>1'39.550</b>	18 20	1.404 0.029	<b>250.9</b>
20	88 Ricard CARDUS	SPA	Tech 3	TECH 3	<b>1'39.727</b>	19 19	1.581 0.177	<b>255.5</b>
21	25 Azlan SHAH	MAL	IDEMITSU Honda Team Asia	KALEX	<b>1'39.986</b>	19 22	1.840 0.259	<b>253.3</b>
22	55 Hafizh SYAHRIN	MAL	Petronas Raceline Malaysia	KALEX	<b>1'40.025</b>	13 18	1.879 0.039	<b>253.4</b>
23	95 Anthony WEST	AUS	QMMF Racing Team	SPEED UP	<b>1'40.094</b>	9 13	1.948 0.069	<b>252.2</b>
24	15 Ratthapark WILAIROT	THA	JPMoto Malaysia	SUTER	<b>1'40.186</b>	21 21	2.040 0.092	<b>251.8</b>
25	96 Louis ROSSI	FRA	Tasca Racing Scuderia Moto2	TECH 3	<b>1'40.494</b>	18 19	2.348 0.308	<b>252.1</b>
26	23 Marcel SCHROTTER	GER	Tech 3	TECH 3	<b>1'40.811</b>	15 16	2.665 0.317	<b>248.6</b>
27	2 Jesko RAFFIN	SWI	sports-millions-EMWE-SAG	KALEX	<b>1'40.912</b>	21 23	2.766 0.101	<b>251.2</b>
28	13 Jasper IWEMA	NED	Abbink GP	SPEED UP	<b>1'41.511</b>	15 15	3.365 0.599	<b>257.0</b>
29	10 Thitipong WAROKORN	THA	APH PTT The Pizza SAG	KALEX	<b>1'41.609</b>	15 21	3.463 0.098	<b>249.7</b>
30	70 Robin MULHAUSER	SWI	Technomag Racing Interwetten	KALEX	<b>1'41.626</b>	23 23	3.480 0.017	<b>253.6</b>
31	66 Florian ALT	GER	E-Motion IodaRacing Team	SUTER	<b>1'42.024</b>	13 20	3.878 0.398	<b>250.5</b>

Practice condition: Dry

Air: 21°

Humidity: 58%

Ground: 27°

<b>Fastest Lap:</b>	Lap: 18	<b>Sam LOWES</b>	<b>1'38.146</b>	166.6 Km/h
<b>Circuit Record Lap:</b>	2012	<b>Marc MARQUEZ</b>	<b>1'38.391</b>	166.1 Km/h
<b>Circuit Best Lap:</b>	2012	<b>Marc MARQUEZ</b>	<b>1'37.133</b>	168.3 Km/h

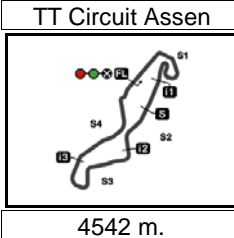
The results are provisional until the end of the limit for protest and appeals.

Time limit for protest expires 30' after publication of the results - Mr. .... Time: .....

These data/results cannot be reproduced, stored and/or transmitted in whole or in part by any manner of electronic, mechanical, photocopying, recording, broadcasting or otherwise now known or herein after developed without the previous express consent by the copyright owner, except for reproduction in daily press and regular printed publications on sale to the public within 60 days of the event related to those data/results and always provided that copyright symbol appears together as follows below.

© DORNA, 2015





## MOTUL TT ASSEN

### Free Practice Nr. 1

### Top Speed & Average

4



Rider	Nation	Motorcycle	Top 5 speeds					Average	Top
12 <b>Thomas LUTHI</b>	SWI	KALEX	257.8	256.8	256.3	255.4	255.0	256.3	<b>257.8</b>
39 <b>Luis SALOM</b>	SPA	KALEX	257.6	254.0	252.9	252.8	252.3	253.9	<b>257.6</b>
3 <b>Simone CORSI</b>	ITA	KALEX	257.6	254.0	253.5	251.2	251.1	253.1	<b>257.6</b>
11 <b>Sandro CORTESE</b>	GER	KALEX	257.2	256.5	255.8	255.7	255.6	256.2	<b>257.2</b>
13 <b>Jasper IWEMA</b>	NED	SPEED UP	257.0	255.8	255.8	255.0	254.9	255.7	<b>257.0</b>
60 <b>Julian SIMON</b>	SPA	SPEED UP	257.0	255.9	255.0	253.9	253.2	255.0	<b>257.0</b>
77 <b>Dominique AEGERTER</b>	SWI	KALEX	256.4	255.8	254.4	252.6	252.4	254.3	<b>256.4</b>
88 <b>Ricard CARDUS</b>	SPA	TECH 3	255.5	251.6	251.5	250.3	249.8	251.7	<b>255.5</b>
40 <b>Alex RINS</b>	SPA	KALEX	254.8	254.7	254.5	254.2	254.0	254.4	<b>254.8</b>
30 <b>Takaaki NAKAGAMI</b>	JPN	KALEX	254.1	253.2	253.1	252.9	252.8	253.2	<b>254.1</b>
94 <b>Jonas FOLGER</b>	GER	KALEX	253.7	253.4	252.4	251.6	251.3	252.5	<b>253.7</b>
70 <b>Robin MULHAUSER</b>	SWI	KALEX	253.6	251.5	251.5	251.3	250.6	251.7	<b>253.6</b>
1 <b>Tito RABAT</b>	SPA	KALEX	253.5	253.3	252.2	251.9	251.8	252.5	<b>253.5</b>
22 <b>Sam LOWES</b>	GBR	SPEED UP	253.5	252.8	252.5	252.2	250.5	252.3	<b>253.5</b>
55 <b>Hafizh SYAHRIN</b>	MAL	KALEX	253.4	252.6	250.2	249.8	249.3	251.1	<b>253.4</b>
25 <b>Azlan SHAH</b>	MAL	KALEX	253.3	252.9	252.1	252.0	251.9	252.4	<b>253.3</b>
36 <b>Mika KALLIO</b>	FIN	KALEX	252.9	252.2	252.0	251.8	251.6	252.1	<b>252.9</b>
73 <b>Alex MARQUEZ</b>	SPA	KALEX	252.8	252.6	252.6	252.2	252.1	252.5	<b>252.8</b>
95 <b>Anthony WEST</b>	AUS	SPEED UP	252.2	251.3	248.9	248.8	248.6	250.0	<b>252.2</b>
96 <b>Louis ROSSI</b>	FRA	TECH 3	252.1	251.8	251.6	250.6	250.5	251.3	<b>252.1</b>
5 <b>Johann ZARCO</b>	FRA	KALEX	252.0	251.6	251.6	251.0	250.5	251.3	<b>252.0</b>
21 <b>Franco MORBIDELLI</b>	ITA	KALEX	251.8	251.8	251.7	251.3	251.1	251.5	<b>251.8</b>
15 <b>Ratthapark WILAIROT</b>	THA	SUTER	251.8	251.6	250.9	249.9	249.8	250.8	<b>251.8</b>
2 <b>Jesko RAFFIN</b>	SWI	KALEX	251.2	250.9	250.7	250.1	250.1	250.6	<b>251.2</b>
7 <b>Lorenzo BALDASSARRI</b>	ITA	KALEX	251.1	251.0	250.4	249.1	249.1	250.1	<b>251.1</b>
19 <b>Xavier SIMEON</b>	BEL	KALEX	250.9	250.1	249.0	249.0	248.9	249.6	<b>250.9</b>
49 <b>Axel PONS</b>	SPA	KALEX	250.9	250.7	250.6	250.2	250.0	250.5	<b>250.9</b>
66 <b>Florian ALT</b>	GER	SUTER	250.5	250.1	247.4	247.2	246.8	248.4	<b>250.5</b>
4 <b>Randy KRUMMENACHER</b>	SWI	KALEX	249.7	248.0	247.8	246.7	246.6	247.6	<b>249.7</b>
10 <b>Thitipong WAROKORN</b>	THA	KALEX	249.7	249.1	248.5	248.5	248.2	248.8	<b>249.7</b>
23 <b>Marcel SCHROTTER</b>	GER	TECH 3	248.6	247.9	247.4	246.9	246.8	247.5	<b>248.6</b>

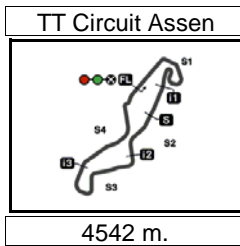
These data/results cannot be reproduced, stored and/or transmitted in whole or in part by any manner of electronic, mechanical, photocopying, recording, broadcasting or otherwise now known or herein after developed without the previous express consent by the copyright owner, except for reproduction in daily press and regular printed publications on sale to the public within 60 days of the event related to those data/results and always provided that copyright symbol appears together as follows below.

© DORNA, 2015

Official MotoGP Timing by TISSOT  
www.motogp.com



Assen, Thursday, June 25, 2015



MOTUL TT ASSEN

Free Practice Nr. 1

Chronological Analysis of Performances

5

P Crossing the finish line in pit lane		T1 Time from finish line to 1st intermediate		T2 Time from 1st intermed. to 2nd intermed.		T3 Time from 2nd intermed. to 3rd intermed.		T4 Time from 3rd intermediate to finish line					
Lap	Lap Time	T1	T2	T3	T4	Speed	Lap	Lap Time	T1	T2	T3	T4	Speed
<b>1st</b>	<b>22</b>	<b>Sam LOWES</b>		Speed Up Racing		GBR	6	<b>1'39.757</b>	32.750	15.503	28.592	22.912	252.5
		Runs=3 Total laps=18 Full laps=13					7	<b>1'39.533</b>	32.692	15.430	28.501	22.910	252.9
1	3'05.723	1'44.911	23.740	32.116	24.956	147.6	8	<b>1'39.633</b>	32.639	15.455	28.554	22.985	252.3
2	<b>1'42.273</b>	34.064	16.057	28.855	23.297	248.9	9	<b>1'39.439</b>	32.676	15.363	28.530	22.870	254.7
3	<b>1'40.714</b>	33.204	15.763	28.774	22.973	249.3	10	<b>1'39.600</b>	32.606	15.450	28.457	23.087	250.9
4	<b>1'40.255</b>	32.995	15.636	28.630	22.994	243.3	11	<b>1'39.513</b>	32.644	15.472	28.556	22.841	252.1
5	<b>1'39.907</b>	32.840	15.693	28.487	22.887	249.1	12	<b>1'48.511</b> P	32.811	15.462	29.602	30.636	250.9
6	<b>1'39.562</b>	32.764	15.505	28.410	22.883	247.3	13	8'23.872	7'16.156	15.789	28.819	23.108	249.3
7	<b>1'39.134</b>	32.666	15.432	28.394	22.642	250.5	14	<b>1'39.236</b>	32.713	15.456	28.403	22.664	249.3
8	<b>1'47.748</b>	38.600	16.965	29.229	22.954	223.1	15	<b>1'38.490</b>	32.457	15.267	28.068	22.698	254.3
9	<b>1'39.575</b>	33.046	15.471	28.345	22.713	250.0	16	<b>1'38.422</b>	32.434	15.204	28.128	22.656	255.0
10	<b>1'38.992</b>	32.543	15.358	28.326	22.765	249.2	17	<b>1'38.715</b>	32.373	15.384	28.151	22.807	254.2
11	2'02.784 P	37.583	18.105	31.300	35.796	210.7	18	<b>1'38.322</b>	32.325	15.235	28.168	22.594	254.7
12	13'05.639	11'50.885	18.108	33.311	23.335	195.7	19	<b>1'38.515</b>	32.334	15.175	28.174	22.832	255.4
13	<b>1'39.567</b>	32.887	15.446	28.329	22.905	250.1	20	<b>1'40.808</b>	33.273	15.750	28.826	22.959	245.9
14	<b>1'38.997</b>	32.590	15.237	28.408	22.762	252.2	21	<b>1'38.386</b>	32.386	15.171	28.138	22.691	256.3
15	<b>1'39.019</b>	32.528	15.211	28.462	22.818	252.8	22	<b>1'38.411</b>	32.366	15.194	28.121	22.730	256.8
16	1'52.242 P	37.280	16.033	28.943	29.986	252.5	23	<b>1'38.479</b>	32.517	15.205	28.144	22.613	257.8
17	3'36.340	2'20.609	19.520	32.465	23.746	203.0							
18	<b>1'38.146</b>	32.431	15.223	28.014	22.478	253.5							
<b>4th</b>	<b>1</b>	<b>Tito RABAT</b>		EG 0,0 Marc VDS		SPA	1	3'00.702	1'48.798	16.644	30.754	24.506	245.2
		Runs=2 Total laps=22 Full laps=19					2	<b>1'43.571</b>	34.653	15.955	29.454	23.509	247.1
1	1'51.645	39.035	17.319	30.974	24.317	233.6	3	<b>1'41.329</b>	33.246	15.793	28.929	23.361	248.1
2	<b>1'43.172</b>	34.160	16.106	29.503	23.403	247.7	4	<b>1'40.602</b>	33.269	15.596	28.561	23.176	249.6
3	<b>1'40.694</b>	33.133	15.740	28.861	22.960	249.9	5	<b>1'40.032</b>	33.107	15.446	28.498	22.981	249.5
4	<b>1'39.516</b>	32.714	15.506	28.572	22.724	251.2	6	<b>1'40.053</b>	32.951	15.560	28.526	23.016	249.5
5	<b>1'39.528</b>	32.610	15.425	28.617	22.876	251.3	7	<b>1'39.419</b>	32.741	15.395	28.384	22.899	251.2
6	<b>1'39.718</b>	32.842	15.469	28.597	22.810	248.3	8	<b>1'40.190</b>	33.292	15.485	28.497	22.916	248.0
7	<b>1'39.723</b>	32.739	15.528	28.593	22.863	248.2	9	<b>1'39.124</b>	32.724	15.247	28.380	22.773	251.2
8	1'47.419 P	33.188	15.656	29.258	29.317	247.1	10	1'47.497 P	34.675	15.768	29.180	27.874	249.8
9	7'01.960	5'53.604	15.974	29.103	23.279	246.7	11	8'52.704	7'45.014	15.653	28.914	23.123	248.0
10	<b>1'40.833</b>	33.689	15.422	28.715	23.007	249.3	12	<b>1'39.446</b>	32.726	15.370	28.478	22.872	249.2
11	<b>1'40.134</b>	33.008	15.434	28.666	23.026	250.8	13	<b>1'39.619</b>	33.096	15.242	28.474	22.807	249.8
12	1'45.273 P	33.197	15.466	28.764	27.846	250.5	14	<b>1'39.470</b>	32.635	15.322	28.466	23.047	251.8
13	7'21.716	6'13.112	16.301	29.308	22.995	244.8	15	<b>1'39.098</b>	32.615	15.305	28.408	22.770	248.1
14	<b>1'39.328</b>	32.907	15.368	28.282	22.771	250.9	16	<b>1'38.937</b>	32.576	15.274	28.343	22.744	251.9
15	<b>1'38.852</b>	32.604	15.295	28.197	22.756	251.5	17	<b>1'39.010</b>	32.630	15.195	28.399	22.786	251.6
16	<b>1'38.617</b>	32.544	15.255	28.171	22.647	252.4	18	<b>1'46.003</b>	34.649	15.476	31.582	24.296	248.3
17	<b>1'38.490</b>	32.449	15.183	28.245	22.613	254.4	19	<b>1'39.050</b>	32.556	15.139	28.462	22.893	252.2
18	<b>1'50.939</b>	33.517	16.434	37.701	23.287	248.3	20	<b>1'38.609</b>	32.544	15.236	28.223	22.606	250.4
19	<b>1'38.626</b>	32.527	15.259	28.281	22.559	252.6	21	<b>1'38.968</b>	32.729	15.211	28.271	22.757	253.5
20	<b>1'38.205</b>	32.394	15.005	28.275	22.531	255.8	22	<b>1'38.606</b>	32.356	15.171	28.220	22.859	253.3
21	<b>1'38.968</b>	32.557	15.306	28.483	22.622	256.4							
<b>5th</b>	<b>60</b>	<b>Julian SIMON</b>		QMMF Racing Team		SPA	1	1'58.647	45.650	17.320	31.268	24.409	240.0
		Runs=3 Total laps=21 Full laps=15					2	<b>1'41.966</b>	33.688	15.601	29.100	23.577	250.7
1	3'10.132	1'58.385	16.867	30.482	24.398	246.2	3	<b>1'41.264</b>	33.568	15.569	28.998	23.129	249.3
2	<b>1'41.997</b>	33.820	15.979	28.917	23.281	251.3	4	<b>1'40.518</b>	33.152	15.455	28.790	23.121	250.8
3	<b>1'40.594</b>	33.164	15.628	28.804	22.998	252.0	5	<b>1'40.034</b>	32.926	15.398	28.766	22.944	249.7
4	<b>1'40.144</b>	32.977	15.569	28.537	23.061	252.5	6	<b>1'40.052</b>	32.917	15.368	28.804	22.963	249.3
5	<b>1'40.134</b>	33.071	15.561	28.492	23.010	251.8							

**Fastest Lap:** Sam LOWES Speed Up Racing GBR **1'38.146** 32.431 15.223 28.014 22.478

These data/results cannot be reproduced, stored and/or transmitted in whole or in part by any manner of electronic, mechanical, photocopying, recording, broadcasting or otherwise now known or herein after developed without the previous express consent by the copyright owner, except for reproduction in daily press and regular printed publications on sale to the public within 60 days of the event related to those data/results and always provided that copyright symbol appears together as follows below.  
© DORNA, 2015



# Free Practice Nr. 1

# Moto2

Lap	Lap Time	T1	T2	T3	T4	Speed	Lap	Lap Time	T1	T2	T3	T4	Speed	
7	1'40.153	32.957	15.450	28.806	22.940	249.0	<b>8th</b> <b>3</b> <b>Simone CORSI</b>							
8	1'39.755	32.892	15.377	28.548	22.938	249.6		Runs=2	Total laps=23	Full laps=20				
9	1'39.778	32.763	15.385	28.746	22.884	250.0		1	2'02.807	50.233	17.044	30.786	24.744	242.6
10	1'39.745	32.778	15.371	28.694	22.902	253.1		2	1'43.553	34.235	16.200	29.575	23.543	249.8
11	1'50.401 P	35.846	15.572	28.885	30.098	249.3		3	1'40.380	33.141	15.437	28.822	22.980	249.3
12	8'13.133	7'05.781	15.583	28.775	22.994	252.3		4	1'39.572	32.721	15.422	28.587	22.842	248.0
13	1'39.694	32.877	15.326	28.638	22.853	253.9		5	1'40.016	32.805	15.500	28.652	23.059	254.0
14	1'39.578	32.865	15.288	28.600	22.825	255.9		6	1'39.343	32.623	15.316	28.556	22.848	249.7
15	1'39.463	32.640	15.291	28.640	22.892	255.0		7	1'39.144	32.730	15.315	28.395	22.704	250.0
16	1'39.447	32.734	15.272	28.625	22.816	252.6		8	1'39.510	32.758	15.231	28.571	22.950	249.5
17	1'48.644 P	35.242	15.259	28.668	29.475	253.1		9	1'39.151	32.594	15.252	28.539	22.766	251.1
18	6'03.876	4'54.727	17.041	29.085	23.023	225.0	10	1'39.803	32.855	15.372	28.649	22.927	249.5	
19	1'39.229	32.710	15.137	28.568	22.814	253.2	11	1'40.691	33.423	15.595	28.657	23.016	249.6	
20	1'38.706	32.470	15.077	28.334	22.825	257.0	12	1'40.290	32.837	15.778	28.704	22.971	251.2	
21	1'56.602 P	35.519	18.068	30.397	32.618	226.7	13	1'39.754	32.846	15.368	28.632	22.908	249.9	
<b>6th</b> <b>5</b> <b>Johann ZARCO</b>	Ajo Motorsport						FRA	<b>9th</b> <b>19</b> <b>Xavier SIMEON</b>						
	Runs=2	Total laps=22	Full laps=19				Runs=3		Total laps=20	Full laps=15				
1	2'48.448	1'37.249	16.606	30.459	24.134	243.7	1		2'22.719	1'09.459	17.675	31.449	24.136	244.3
2	1'41.324	33.648	15.795	28.717	23.164	249.3	2		1'41.418	33.433	15.759	28.789	23.437	247.5
3	1'39.995	32.983	15.669	28.467	22.876	248.7	3		1'40.542	33.182	15.578	28.643	23.139	246.5
4	1'39.390	32.792	15.446	28.261	22.891	249.4	4		1'39.996	33.066	15.454	28.479	22.997	248.7
5	1'39.353	32.696	15.460	28.409	22.788	250.4	5		1'40.306	33.164	15.547	28.696	22.899	246.9
6	1'39.149	32.631	15.420	28.355	22.743	248.2	6		1'39.551	32.803	15.420	28.485	22.843	246.8
7	1'39.116	32.605	15.369	28.432	22.710	249.2	7		1'45.853	38.023	15.718	29.213	22.899	248.9
8	1'38.940	32.470	15.330	28.332	22.808	249.0	8		1'39.599	32.743	15.289	28.606	22.961	249.0
9	1'39.337	32.608	15.376	28.421	22.932	251.0	9		1'41.776	33.188	16.027	29.591	22.970	241.7
10	1'48.215 P	33.607	15.994	29.036	29.578	249.1	10		1'47.090 P	32.941	15.326	28.507	30.316	246.9
11	9'02.016	7'54.052	15.816	28.808	23.340	246.7	11		10'05.316	8'57.332	15.832	29.024	23.128	245.1
12	1'40.064	32.770	15.402	28.536	23.356	250.5	12		1'39.696	32.973	15.463	28.471	22.789	247.5
13	1'40.234	33.451	15.374	28.586	22.823	249.4	13		1'51.641 P	36.492	15.739	29.686	29.724	244.4
14	1'39.303	32.701	15.319	28.397	22.886	247.0	14		5'20.052	4'12.728	15.745	28.584	22.995	246.6
15	1'39.258	32.677	15.287	28.542	22.752	248.1	15	1'39.609	32.996	15.330	28.501	22.782	248.4	
16	1'39.025	32.562	15.284	28.373	22.806	250.3	16	1'39.287	32.805	15.233	28.446	22.803	249.0	
17	1'38.772	32.540	15.240	28.272	22.720	250.4	17	1'39.203	32.860	15.209	28.392	22.742	250.1	
18	1'39.061	32.417	15.390	28.448	22.806	249.9	18	1'39.264	32.750	15.262	28.366	22.886	250.9	
19	1'38.792	32.427	15.224	28.329	22.812	251.6	19	1'38.982	32.644	15.350	28.354	22.634	248.8	
20	1'44.177	32.535	15.623	30.850	25.169	246.7	20	1'40.023	32.617	15.557	28.624	23.225	248.6	
21	1'39.174	32.636	15.231	28.387	22.920	252.0								
22	1'38.707	32.456	15.226	28.290	22.735	251.6								
<b>7th</b> <b>94</b> <b>Jonas FOLGER</b>	AGR Team						GER	<b>10th</b> <b>73</b> <b>Alex MARQUEZ</b>						
	Runs=3	Total laps=19	Full laps=14				Runs=2		Total laps=21	Full laps=18				
1	2'26.297	1'13.726	16.811	31.319	24.441	245.0	1		1'53.775	41.559	16.687	30.563	24.966	245.3
2	1'42.911	34.161	15.732	29.379	23.639	251.3	2		1'43.291	34.705	15.915	29.035	23.636	248.3
3	1'40.570	33.127	15.500	28.938	23.005	253.4	3		1'40.940	33.469	15.597	28.545	23.329	250.2
4	1'41.479	33.410	16.179	28.703	23.187	242.3	4		1'40.546	33.313	15.535	28.467	23.231	252.2
5	1'40.876	33.406	15.763	28.620	23.087	253.7	5		1'40.017	32.978	15.476	28.408	23.155	249.4
6	1'39.619	32.801	15.371	28.502	22.945	251.6	6		1'39.793	32.899	15.345	28.413	23.136	252.6
7	1'49.491 P	33.547	15.727	28.679	31.538	246.9	7		1'40.365	32.939	15.491	28.801	23.134	251.5
8	7'47.120	6'39.403	15.720	28.814	23.183	247.7	8		1'40.395	32.957	15.510	28.446	23.482	250.1
9	1'39.758	32.892	15.429	28.380	23.057	247.8	9		1'40.186	33.086	15.427	28.521	23.152	251.2
10	1'39.564	32.701	15.348	28.436	23.079	246.9	10		1'39.684	32.868	15.368	28.295	23.153	249.5
11	1'39.701	32.717	15.397	28.512	23.075	247.7	11		1'39.499	32.794	15.360	28.339	23.006	248.5
12	1'39.768	32.793	15.333	28.519	23.123	249.5	12		1'48.009 P	34.007	15.606	28.856	29.540	246.0
13	1'45.727 P	32.698	15.297	28.318	29.414	248.9								
14	8'29.239	7'20.518	15.990	29.215	23.516	243.9								
15	1'39.627	32.889	15.410	28.293	23.035	247.0								
16	1'39.309	32.441	15.415	28.384	23.069	252.4								
17	1'39.569	32.474	15.623	28.324	23.148	242.2								
18	1'38.752	32.451	15.280	28.221	22.800	245.8								
19	1'38.741	32.407	15.291	28.171	22.872	247.9								

**Fastest Lap:** Sam LOWES      Speed Up Racing      GBR      1'38.146      32.431      15.223      28.014      22.478

These data/results cannot be reproduced, stored and/or transmitted in whole or in part by any manner of electronic, mechanical, photocopying, recording, broadcasting or otherwise now known or herein after developed without the previous express consent by the copyright owner, except for reproduction in daily press and regular printed publications on sale to the public within 60 days of the event related to those data/results and always provided that copyright symbol appears together as follows below.  
© DORNA, 2015



# Free Practice Nr. 1

# Moto2

Lap	Lap Time	T1	T2	T3	T4	Speed	Lap	Lap Time	T1	T2	T3	T4	Speed
13	1'38.467	10'25.444	15.759	29.611	27.653	245.1	5	<b>1'40.566</b>	33.085	15.548	28.638	23.295	250.1
14	<b>1'40.269</b>	33.333	15.309	28.494	23.133	251.9	6	<b>1'51.718</b>	42.162	16.064	29.731	23.761	243.1
15	<b>1'39.788</b>	33.066	15.356	28.316	23.050	249.0	7	<b>1'40.035</b>	33.015	15.511	28.511	22.998	251.7
16	<b>1'38.986</b>	<b>32.627</b>	15.307	<b>28.148</b>	<b>22.904</b>	250.6	8	1'49.608 P	32.987	15.421	28.509	32.691	250.9
17	<b>1'39.708</b>	32.791	15.325	28.416	23.176	250.9	9	8'53.111	7'44.954	15.768	29.053	23.336	247.4
18	<b>1'39.618</b>	32.762	15.245	28.459	23.152	<b>252.8</b>	10	<b>1'40.996</b>	33.399	15.641	28.695	23.261	247.0
19	<b>1'42.727</b>	34.254	16.947	28.447	23.079	197.9	11	<b>1'40.361</b>	33.321	15.610	28.413	23.017	246.1
20	<b>1'39.311</b>	32.682	15.248	28.371	23.010	252.6	12	<b>1'40.251</b>	33.324	15.421	28.466	23.040	246.4
21	<b>1'39.287</b>	32.692	<b>15.225</b>	28.407	22.963	252.1	13	1'48.095 P	33.120	15.398	28.698	30.879	250.4

## 11th 39 Luis SALOM Paginas Amarillas HP SPA

Runs=3 Total laps=21 Full laps=16

1	2'18.790	1'06.084	16.962	30.992	24.752	247.5
2	<b>1'45.955</b>	35.366	16.295	29.777	24.517	245.0
3	<b>1'42.116</b>	33.421	15.851	28.926	23.918	252.9
4	<b>1'41.662</b>	33.689	15.614	28.830	23.529	254.0
5	<b>1'40.869</b>	33.171	15.631	28.714	23.353	250.7
6	<b>1'41.435</b>	33.190	15.659	28.959	23.627	250.9
7	<b>1'41.124</b>	33.159	15.686	28.891	23.388	251.9
8	<b>1'41.300</b>	33.186	15.671	29.104	23.339	250.9
9	<b>1'41.189</b>	33.224	15.616	28.965	23.384	250.5
10	1'55.834 P	36.761	16.561	29.316	33.196	244.0
11	5'35.353	4'26.761	15.901	29.021	23.670	248.4
12	<b>1'41.262</b>	33.377	15.653	28.945	23.287	247.4
13	<b>1'41.015</b>	33.207	15.677	28.724	23.407	250.7
14	<b>1'41.007</b>	33.211	15.680	28.824	23.292	249.9
15	<b>1'41.329</b>	33.275	15.552	29.198	23.304	249.5
16	1'49.503 P	33.099	15.809	28.950	31.645	248.4
17	7'45.911	6'36.916	16.367	29.373	23.255	240.5
18	<b>1'39.330</b>	32.758	15.369	28.295	22.908	252.3
19	<b>1'39.118</b>	<b>32.457</b>	15.370	<b>28.225</b>	23.066	252.8
20	<b>1'39.014</b>	32.666	<b>15.310</b>	28.299	<b>22.739</b>	<b>257.6</b>
21	<b>1'39.605</b>	32.761	15.413	28.425	23.006	251.3

## 12th 7 Lorenzo BALDASSA Athinà Forward Racin ITA

Runs=3 Total laps=20 Full laps=15

1	2'21.299	1'08.717	17.129	30.922	24.531	240.6
2	<b>1'42.664</b>	33.954	16.105	29.140	23.465	247.1
3	<b>1'41.081</b>	33.650	15.610	28.645	23.176	250.4
4	<b>1'40.778</b>	33.175	15.753	28.577	23.273	<b>251.1</b>
5	<b>1'40.644</b>	33.139	15.755	28.611	23.139	246.6
6	<b>1'40.800</b>	33.151	15.573	28.739	23.337	249.1
7	1'55.813 P	35.960	15.786	31.422	32.645	245.0
8	8'24.127	7'11.639	18.540	30.277	23.671	218.2
9	<b>1'40.865</b>	33.135	15.666	28.883	23.181	245.2
10	<b>1'40.222</b>	32.844	15.621	28.651	23.106	246.3
11	<b>1'40.632</b>	33.121	15.640	28.764	23.107	245.8
12	<b>1'40.125</b>	32.894	15.545	28.581	23.105	248.1
13	1'49.642 P	33.914	15.864	29.637	30.227	248.8
14	5'54.456	4'45.003	16.337	29.669	23.447	244.1
15	<b>1'39.623</b>	32.838	15.551	28.390	<b>22.844</b>	246.7
16	<b>1'39.223</b>	32.592	15.453	<b>28.315</b>	22.863	249.1
17	<b>1'39.105</b>	<b>32.429</b>	15.428	28.317	22.931	247.9
18	<b>1'40.074</b>	32.580	15.518	28.478	23.498	248.5
19	<b>1'48.849</b>	36.312	17.185	32.290	23.062	236.8
20	<b>1'39.441</b>	32.694	<b>15.380</b>	28.366	23.001	251.0

## 13th 21 Franco MORBIDELL Italtrans Racing Team ITA

Runs=3 Total laps=20 Full laps=15

1	2'18.347	1'06.242	16.842	30.610	24.653	248.6
2	<b>1'42.801</b>	34.215	15.878	29.050	23.658	250.1
3	<b>1'41.137</b>	33.469	15.587	28.833	23.248	<b>251.8</b>
4	<b>1'41.260</b>	33.251	15.670	28.813	23.526	249.7

14	5'44.157	4'36.566	15.711	28.642	23.238	245.3
15	<b>1'39.844</b>	33.066	15.413	28.342	23.023	251.3
16	<b>1'39.892</b>	33.056	15.525	28.340	22.971	251.1
17	<b>1'39.147</b>	<b>32.681</b>	<b>15.311</b>	<b>28.249</b>	<b>22.906</b>	251.8
18	<b>1'39.620</b>	32.742	15.482	28.335	23.061	250.1
19	<b>1'51.372</b>	32.760	15.421	31.825	31.366	248.9
20	<b>1'46.014</b>	34.681	16.215	30.529	24.589	245.7

## 14th 36 Mika KALLIO Italtrans Racing Team FIN

Runs=3 Total laps=21 Full laps=16

1	2'07.440	54.049	17.470	31.116	24.805	234.6
2	<b>1'43.202</b>	34.629	15.841	29.307	23.425	248.8
3	<b>1'41.352</b>	33.337	15.613	28.917	23.485	251.3
4	<b>1'40.815</b>	33.422	15.541	28.770	23.082	250.2
5	<b>1'39.727</b>	33.104	15.351	28.425	22.847	248.9
6	<b>1'39.956</b>	33.225	15.314	28.508	22.909	250.3
7	<b>1'40.317</b>	33.368	15.392	28.582	22.975	250.8
8	<b>1'40.097</b>	33.010	15.349	28.735	23.003	248.7
9	<b>1'40.072</b>	33.120	15.348	28.646	22.958	249.6
10	1'49.192 P	34.084	15.902	29.211	29.995	243.7
11	8'31.546	7'20.855	16.788	30.161	23.742	233.0
12	<b>1'43.008</b>	33.997	16.300	29.272	23.439	233.7
13	1'46.235 P	33.389	15.560	28.802	28.484	249.6
14	4'42.991	3'34.454	15.972	29.299	23.266	247.1
15	<b>1'40.000</b>	33.242	15.377	28.547	22.834	249.5
16	<b>1'39.706</b>	32.953	15.470	28.461	22.822	251.4
17	<b>1'39.642</b>	32.946	15.359	28.431	22.906	251.6
18	<b>1'39.362</b>	32.894	15.311	<b>28.376</b>	22.781	252.2
19	<b>1'39.577</b>	32.895	15.291	28.542	22.849	252.0
20	<b>1'39.284</b>	32.922	<b>15.203</b>	28.400	<b>22.759</b>	<b>252.9</b>
21	<b>1'39.151</b>	<b>32.765</b>	15.240	28.404	<b>22.742</b>	251.8

## 15th 40 Alex RINS Paginas Amarillas HP SPA

Runs=3 Total laps=22 Full laps=17

1	2'26.094	1'12.834	17.369	31.344	24.547	246.8
2	<b>1'42.641</b>	34.108	15.826	29.254	23.453	252.8
3	<b>1'41.322</b>	33.424	15.656	29.046	23.196	252.5
4	<b>1'40.564</b>	33.232	15.515	28.624	23.193	251.3
5	<b>1'41.063</b>	33.514	15.513	28.809	23.227	254.5
6	<b>1'39.900</b>	32.835	15.388	28.621	23.056	252.1
7	1'50.323 P	33.462	15.551	28.758	32.552	252.9
8	5'07.229	3'48.075	16.526	29.541	33.087	242.4
9	<b>1'40.429</b>	33.177	15.356	28.707	23.189	250.6
10	<b>1'40.200</b>	33.060	15.485	28.495	23.160	251.8
11	<b>1'39.577</b>	<b>32.634</b>	15.420	28.346	23.177	251.8
12	<b>1'40.136</b>	33.126	15.330	28.363	23.317	249.2
13	<b>1'39.615</b>	32.765	15.249	28.407	23.194	253.9
14	1'48.783 P	32.968	15.450	28.522	31.843	252.6
15	5'28.014	4'20.467	15.578	28.782	23.187	251.8
16	<b>1'39.852</b>	32.864	15.350	28.582	23.056	252.3
17	<b>1'39.494</b>	32.746	<b>15.140</b>	28.577	23.031	254.2
18	<b>1'39.489</b>	32.656	15.228	28.466	23.139	254.0
19	<b>1'46.254</b>	33.496	15.654	28.888	28.216	253.3
20	<b>1'39.419</b>	32.765	15.264	28.453	22.937	254.7

**Fastest Lap:** Sam LOWES Speed Up Racing GBR **1'38.146** 32.431 15.223 28.014 22.478

These data/results cannot be reproduced, stored and/or transmitted in whole or in part by any manner of electronic, mechanical, photocopying, recording, broadcasting or otherwise now known or herein after developed without the previous express consent by the copyright owner, except for reproduction in daily press and regular printed publications on sale to the public within 60 days of the event related to those data/results and always provided that copyright symbol appears together as follows below.  
© DORNA, 2015



## Free Practice Nr. 1

## Moto2

Lap	Lap Time	T1	T2	T3	T4	Speed	Lap	Lap Time	T1	T2	T3	T4	Speed	
21	1'39.217	32.708	15.203	28.286	23.020	254.8	6	1'40.791	33.160	15.542	28.828	23.261	257.2	
22	1'39.350	32.746	15.236	28.513	22.855	253.9	7	1'48.809 P	33.375	15.465	28.855	31.114	256.5	
<b>16th</b>	<b>30</b>	<b>Takaaki NAKAGAMI</b> IDEMITSU Honda Tea JPN						8	13'27.293	12'16.167	16.926	30.109	24.091	230.4
		Runs=2	Total laps=25	Full laps=22			9	1'41.228	33.439	15.647	28.945	23.197	252.8	
1	1'53.981	41.948	16.884	30.724	24.425	244.7	10	1'40.862	33.262	15.530	28.824	23.246	248.9	
2	1'43.388	34.774	16.116	29.078	23.420	248.5	11	1'40.223	32.984	15.476	28.687	23.076	251.1	
3	1'40.914	33.517	15.617	28.762	23.018	250.1	12	1'40.037	32.874	15.527	28.684	22.952	247.8	
4	1'40.379	33.290	15.560	28.615	22.914	251.6	13	1'46.249 P	32.825	15.393	29.110	28.921	249.3	
5	1'39.952	33.102	15.499	28.508	22.843	251.2	14	6'01.106	4'49.710	16.403	31.489	23.504	247.7	
6	1'40.220	33.173	15.409	28.653	22.985	252.1	15	1'40.193	32.960	15.319	28.721	23.193	251.2	
7	1'40.059	32.927	15.456	28.630	23.046	250.9	16	1'40.238	33.446	15.270	28.564	22.958	255.6	
8	1'40.268	33.008	15.496	28.551	23.213	251.2	17	1'39.521	32.787	15.307	28.472	22.955	252.4	
9	1'46.275	33.198	15.683	34.101	23.293	252.3	<b>19th</b>	<b>49</b>	<b>Axel PONS</b> AGR Team SPA					
10	1'40.138	33.005	15.450	28.645	23.038	251.5			Runs=3	Total laps=20	Full laps=15			
11	1'39.833	32.972	15.419	28.596	22.846	250.4	1	2'09.249	56.908	16.790	31.221	24.330	244.4	
12	1'39.773	32.825	15.422	28.651	22.875	253.1	2	1'43.418	34.504	15.871	29.463	23.580	249.1	
13	1'39.452	32.719	15.368	28.563	22.802	250.4	3	1'42.122	33.711	15.788	29.371	23.252	250.7	
14	1'53.538 P	34.126	20.737	29.338	29.337	139.1	4	1'41.207	33.200	15.519	28.906	23.582	249.6	
15	5'47.160	4'35.128	19.027	29.781	23.224	179.6	5	1'40.702	33.287	15.500	28.823	23.092	249.7	
16	1'40.338	33.173	15.460	28.744	22.961	247.9	6	1'40.964	33.146	15.678	29.077	23.063	248.3	
17	1'40.092	32.946	15.447	28.638	23.061	251.3	7	1'40.387	33.218	15.443	28.771	22.955	250.9	
18	1'39.752	32.981	15.367	28.619	22.785	253.2	8	1'40.406	33.072	15.393	28.921	23.020	249.8	
19	1'39.653	32.869	15.397	28.522	22.865	251.9	9	1'40.503	33.056	15.350	29.049	23.048	250.2	
20	1'39.267	32.770	15.249	28.499	22.749	252.9	10	1'54.905 P	36.595	16.472	30.048	31.790	243.5	
21	1'40.652	33.001	15.764	28.896	22.991	250.5	11	9'41.764	8'33.420	15.841	29.111	23.392	248.6	
22	1'39.358	32.809	15.348	28.475	22.726	249.8	12	1'40.852	33.556	15.425	28.801	23.070	247.5	
23	1'39.367	32.687	15.376	28.448	22.856	251.8	13	1'40.731	33.233	15.398	28.856	23.244	248.9	
24	1'40.076	32.811	15.737	28.600	22.928	252.8	14	1'40.387	33.129	15.477	28.650	23.131	247.6	
25	1'39.253	32.872	15.250	28.431	22.700	254.1	15	1'48.855 P	34.596	15.926	28.973	29.360	245.7	
<b>17th</b>	<b>4</b>	<b>Randy KRUMMENA</b> JIR Racing Team SWI						16	5'07.746	3'57.482	17.545	29.419	23.300	239.7
		Runs=2	Total laps=22	Full laps=19			17	1'39.951	33.162	15.318	28.564	22.907	249.6	
1	1'51.456	38.941	17.014	31.103	24.398	239.3	18	1'39.550	32.842	15.344	28.541	22.823	249.2	
2	1'43.262	34.148	15.976	29.703	23.435	241.3	19	1'41.414	33.563	15.571	28.935	23.345	250.6	
3	1'41.363	33.703	15.739	28.954	22.967	245.3	20	1'40.155	33.106	15.332	28.584	23.133	250.0	
4	1'40.675	33.387	15.559	28.786	22.943	243.7	<b>20th</b>	<b>88</b>	<b>Ricard CARDUS</b> Tech 3 SPA					
5	1'40.810	33.418	15.627	28.810	22.955	243.2			Runs=3	Total laps=19	Full laps=14			
6	1'40.413	33.104	15.546	28.838	22.925	242.8	1	2'34.581	1'19.973	18.173	31.349	25.086	240.3	
7	1'40.509	33.087	15.544	28.911	22.967	244.3	2	1'45.311	34.829	16.525	29.798	24.159	244.4	
8	2'00.328 P	41.270	15.925	30.098	33.035	243.3	3	1'43.297	34.021	16.229	29.396	23.651	248.3	
9	10'40.217	9'30.625	16.431	29.677	23.484	239.1	4	1'42.885	33.912	16.082	29.291	23.600	249.0	
10	1'41.625	33.801	15.657	28.985	23.182	242.9	5	1'49.100 P	34.681	16.818	28.967	28.634	236.4	
11	1'40.871	33.444	15.499	28.870	23.058	243.6	6	8'48.918	7'37.790	16.406	30.861	23.861	243.6	
12	1'40.711	33.274	15.523	28.920	22.994	244.5	7	1'42.845	33.716	15.920	29.312	23.897	249.1	
13	1'44.480	37.152	15.623	28.888	22.817	245.6	8	1'41.750	33.479	15.825	29.097	23.349	248.0	
14	1'39.788	33.064	15.370	28.611	22.743	248.0	9	1'41.515	33.293	15.830	29.021	23.371	246.6	
15	1'39.313	32.849	15.344	28.416	22.704	246.7	10	1'41.304	33.305	15.804	28.893	23.302	246.5	
16	1'44.425	35.571	15.750	29.871	23.233	240.9	11	1'41.302	33.268	15.772	28.899	23.363	250.3	
17	1'39.466	32.898	15.320	28.392	22.856	246.6	12	1'42.786	33.935	15.952	29.186	23.713	245.4	
18	1'39.973	32.925	15.439	28.654	22.955	245.0	13	1'40.850	33.551	15.483	28.722	23.094	251.6	
19	1'39.887	32.972	15.315	28.706	22.894	246.6	14	1'40.840	33.012	15.753	28.774	23.301	248.1	
20	1'44.778	36.005	16.861	29.105	22.807	217.3	15	1'48.763 P	35.019	16.118	29.084	28.542	246.6	
21	1'39.576	32.834	15.238	28.535	22.969	247.8	16	6'21.268	5'10.707	16.525	29.376	24.660	243.8	
22	1'39.730	32.826	15.311	28.748	22.845	249.7	17	1'47.157	34.821	15.636	29.327	27.373	249.8	
<b>18th</b>	<b>11</b>	<b>Sandro CORTESE</b> Dynavolt Intact GP GER						18	1'49.237	33.160	15.566	28.593	31.918	255.5
		Runs=3	Total laps=17	Full laps=12			19	1'39.727	32.771	15.390	28.374	23.192	251.5	
1	2'08.355	55.810	16.973	30.912	24.660	251.4	<b>21st</b>	<b>25</b>	<b>Azlan SHAH</b> IDEMITSU Honda Tea MAL					
2	1'44.049	34.572	16.042	29.518	23.917	253.5			Runs=2	Total laps=22	Full laps=19			
3	1'43.028	33.721	15.907	29.894	23.506	255.0	1	2'12.486	58.580	17.630	31.024	25.252	242.8	
4	1'41.331	33.469	15.535	28.742	23.585	255.8	2	1'44.310	34.867	16.135	29.557	23.751	249.3	
5	1'40.717	33.377	15.501	28.668	23.171	255.7	3	1'41.955	33.585	15.732	28.985	23.653	252.9	

**Fastest Lap:** Sam LOWES Speed Up Racing GBR 1'38.146 32.431 15.223 28.014 22.478

These data/results cannot be reproduced, stored and/or transmitted in whole or in part by any manner of electronic, mechanical, photocopying, recording, broadcasting or otherwise now known or herein after developed without the previous express consent by the copyright owner, except for reproduction in daily press and regular printed publications on sale to the public within 60 days of the event related to those data/results and always provided that copyright symbol appears together as follows below.  
© DORNA, 2015



# Free Practice Nr. 1

# Moto2

Lap	Lap Time	T1	T2	T3	T4	Speed	Lap	Lap Time	T1	T2	T3	T4	Speed
4	1'51.222	42.150	15.577	28.944	24.551	251.3	5	1'42.603	33.602	15.890	29.249	23.862	247.3
5	1'43.518	33.952	15.598	30.459	23.509	249.7	6	1'46.521	36.640	16.717	29.761	23.403	244.2
6	2'07.122	33.703	15.608	29.039	48.772	251.8	7	1'41.246	33.331	15.677	28.810	23.428	249.8
7	1'44.740	35.463	15.733	29.549	23.995	248.1	8	1'41.622	33.149	15.609	28.912	23.952	249.9
8	1'41.477	33.822	15.624	28.832	23.199	248.2	9	1'49.352	35.109	17.358	32.097	24.788	244.7
9	1'48.245 P	33.250	15.375	28.768	30.852	252.0	10	1'42.480	34.193	15.619	28.865	23.803	246.8
10	1'49.218	6'16.678	16.012	29.525	47.003	246.2	11	1'42.716	33.864	15.733	29.425	23.694	245.3
11	1'43.065	34.453	15.647	29.061	23.904	249.7	12	1'51.908	38.793	16.877	32.773	23.465	244.3
12	1'40.823	33.358	15.485	28.772	23.208	248.9	13	1'41.165	33.196	15.660	28.893	23.416	248.3
13	1'41.113	33.373	15.547	28.822	23.371	252.1	14	2'04.477 P	42.196	17.890	31.625	32.766	237.4
14	1'40.815	33.239	15.486	28.811	23.279	249.6	15	10'27.200	9'12.203	18.453	31.990	24.554	213.1
15	1'40.820	33.221	15.495	28.856	23.248	249.8	16	1'42.759	34.502	15.676	28.931	23.650	248.6
16	1'45.802	32.968	17.358	32.150	23.326	249.3	17	1'49.588	40.379	16.060	29.818	23.331	244.3
17	1'40.756	33.399	15.443	28.717	23.197	251.1	18	1'40.500	32.886	15.587	28.686	23.341	249.7
18	1'40.477	32.989	15.534	28.844	23.110	249.3	19	1'51.456	39.919	16.532	31.738	23.267	236.6
19	1'39.986	32.866	15.378	28.673	23.069	250.3	20	1'50.591	33.076	16.021	31.815	29.679	251.6
20	1'40.165	32.912	15.429	28.739	23.085	249.3	21	1'40.186	33.205	15.386	28.698	22.897	251.8
21	2'18.767	1'06.203	15.724	33.377	23.463	251.9							
22	1'40.416	33.097	15.359	28.803	23.157	253.3							

22nd 55 Hafizh SYAHRIN		Petronas Raceline Mal MAL					
		Runs=3	Total laps=18	Full laps=13			
1	2'23.224	1'09.681	17.588	31.490	24.465	239.4	
2	1'42.052	33.871	15.857	28.929	23.395	252.6	
3	1'41.437	33.309	15.658	28.849	23.621	253.4	
4	1'41.077	33.307	15.720	28.799	23.251	250.2	
5	1'40.419	33.250	15.530	28.586	23.053	247.1	
6	1'40.379	33.093	15.503	28.743	23.040	249.3	
7	2'01.127 P	37.896	17.237	32.330	33.664	235.9	
8	9'39.737	8'30.413	16.160	29.164	24.000	242.6	
9	1'40.720	33.213	15.575	28.726	23.206	247.9	
10	1'40.807	33.195	15.491	28.722	23.399	248.9	
11	1'40.296	32.951	15.465	28.740	23.140	245.7	
12	1'46.716	39.302	15.622	28.652	23.140	249.1	
13	1'40.025	32.916	15.501	28.659	22.949	245.5	
14	1'40.126	33.018	15.497	28.658	22.953	249.0	
15	1'40.050	32.960	15.416	28.623	23.051	249.0	
16	1'58.563 P	38.113	17.654	30.191	32.605	228.2	
17	7'21.799	6'06.851	15.701	35.350	23.897	245.6	
18	1'40.132	33.107	15.474	28.580	22.971	249.8	

23rd 95 Anthony WEST		QMMF Racing Team AUS					
		Runs=2	Total laps=13	Full laps=9			
1	2'12.587	59.910	17.312	30.907	24.458	234.5	
2	1'42.903	33.881	16.068	29.387	23.567	244.8	
3	1'41.665	33.285	15.714	28.835	23.831	247.6	
4	25'44.084		16.586	29.880	23.811	242.2	
5	1'42.506	34.151	15.841	29.175	23.339	245.5	
6	1'41.168	33.276	15.655	28.973	23.264	246.1	
7	1'40.878	33.630	15.560	28.653	23.035	252.2	
8	1'40.520	32.999	15.672	28.725	23.124	246.8	
9	1'40.094	32.919	15.579	28.696	22.900	248.9	
10	1'50.366	33.865	16.074	33.152	27.275	239.1	
11	1'40.772	32.959	15.614	28.989	23.210	248.6	
12	1'40.660	33.096	15.616	28.769	23.179	248.8	
13	1'52.242 P	33.097	15.774	31.286	32.085	251.3	

24th 15 Ratthapark WILAIR		JPMoto Malaysia THA					
		Runs=2	Total laps=21	Full laps=18			
1	1'54.305	42.132	16.966	30.801	24.406	245.4	
2	1'43.444	34.664	16.146	29.118	23.516	250.9	
3	1'49.724	40.623	16.659	29.061	23.381	245.6	
4	1'41.958	33.351	15.759	29.165	23.683	247.7	

25th 96 Louis ROSSI		Tasca Racing Scuderi FRA					
		Runs=3	Total laps=19	Full laps=14			
1	2'18.587	1'06.305	16.918	30.880	24.484	242.0	
2	1'42.907	34.274	15.797	29.317	23.519	247.7	
3	1'41.315	33.461	15.609	28.968	23.277	250.2	
4	1'41.341	33.377	15.583	28.878	23.503	249.4	
5	1'41.051	33.393	15.579	28.814	23.265	248.7	
6	1'45.871	33.361	15.445	31.599	25.466	250.6	
7	1'40.998	33.214	15.472	28.979	23.333	251.6	
8	1'40.907	33.288	15.439	28.860	23.320	251.8	
9	1'56.423 P	38.001	15.970	30.504	31.948	247.1	
10	6'40.196	5'28.803	15.849	30.268	25.276	243.7	
11	1'41.151	33.543	15.656	28.739	23.213	247.0	
12	1'41.019	33.215	15.671	28.864	23.269	249.0	
13	1'41.135	33.330	15.540	29.011	23.254	249.9	
14	1'50.239 P	34.506	15.945	29.262	30.526	247.9	
15	8'42.611	7'27.933	15.694	30.388	28.596	246.4	
16	1'41.963	33.709	15.559	28.802	23.893	249.7	
17	1'46.586	34.789	15.905	29.143	26.749	250.5	
18	1'40.494	33.179	15.501	28.616	23.198	252.1	
19	1'40.593	33.188	15.527	28.685	23.193	250.1	

26th 23 Marcel SCHROTTE		Tech 3 GER					
		Runs=3	Total laps=16	Full laps=11			
1	2'40.303	1'28.585	17.151	30.438	24.129	238.9	
2	1'43.007	34.180	16.011	29.317	23.499	241.8	
3	1'41.863	33.570	15.993	28.879	23.421	244.0	
4	1'41.098	33.438	15.810	28.697	23.153	245.6	
5	1'45.417	36.867	16.098	28.848	23.604	242.1	
6	1'41.140	33.326	15.718	28.735	23.361	246.9	
7	1'41.059	33.271	15.724	28.786	23.278	245.1	
8	1'51.645 P	35.111	16.532	29.977	30.025	242.2	
9	12'23.127	11'11.487	17.995	30.201	23.444	208.6	
10	1'41.640	33.565	15.680	29.160	23.235	247.4	
11	1'41.928	33.502	15.853	29.309	23.264	244.0	
12	1'41.140	33.365	15.783	28.883	23.109	246.8	
13	1'45.661 P	33.120	15.697	28.907	27.937	245.5	
14	7'41.995	6'33.766	15.861	29.020	23.348	245.9	
15	1'40.811	33.141	15.610	28.893	23.167	247.9	
16	1'40.848	32.999	15.481	28.906	23.462	248.6	

27th 2 Jesko RAFFIN		sports-millions-EMWE SWI					
		Runs=2	Total laps=23	Full laps=20			
1	1'56.935	44.638	17.161	30.654	24.482	243.2	
2	1'43.496	34.244	15.965	29.413	23.874	248.3	

**Fastest Lap:** Sam LOWES Speed Up Racing GBR 1'38.146 32.431 15.223 28.014 22.478

These data/results cannot be reproduced, stored and/or transmitted in whole or in part by any manner of electronic, mechanical, photocopying, recording, broadcasting or otherwise now known or herein after developed without the previous express consent by the copyright owner, except for reproduction in daily press and regular printed publications on sale to the public within 60 days of the event related to those data/results and always provided that copyright symbol appears together as follows below.  
© DORNA, 2015



# Free Practice Nr. 1

# Moto2

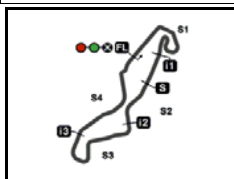
Lap	Lap Time	T1	T2	T3	T4	Speed	Lap	Lap Time	T1	T2	T3	T4	Speed						
3	1'41.984	34.080	15.704	28.864	23.336	250.7	<b>30th 70</b> Robin MULHAUSER Technomag Racing In SWI Runs=2 Total laps=23 Full laps=20	1	2'01.016	44.478	17.154	34.384	25.000	244.0					
4	1'43.131	33.566	15.758	28.951	24.856	247.5		2	1'58.356	35.412	16.676	35.942	30.326	242.4					
5	1'41.818	33.369	15.658	29.252	23.539	249.0		3	1'44.449	34.461	16.309	29.848	23.831	247.9					
6	1'45.925	36.739	15.781	30.000	23.405	247.7		4	1'43.789	34.261	16.198	29.280	24.050	251.5					
7	1'41.132	33.280	15.534	28.889	23.429	251.2		5	1'48.141	38.179	16.123	29.971	23.868	250.0					
8	1'45.343	36.931	15.620	29.203	23.589	249.3		6	1'43.505	33.913	15.997	29.533	24.062	248.8					
9	1'55.017 P	37.810	16.246	29.693	31.268	244.1		7	1'42.613	33.516	15.940	29.416	23.741	250.6					
10	6'30.953	5'19.500	16.276	31.309	23.868	243.9		8	1'47.039	33.755	17.444	31.824	24.016	235.1					
11	1'42.921	33.923	15.848	29.434	23.716	246.9		9	1'48.944 P	33.428	15.989	29.582	29.945	249.6					
12	1'42.707	33.474	15.765	29.458	24.010	248.2		10	6'12.219	4'58.971	18.357	29.928	24.963	220.0					
13	1'41.610	33.487	15.587	29.025	23.511	248.5		11	1'43.384	34.242	16.078	29.231	23.833	248.1					
14	1'48.021	37.810	15.826	30.551	23.834	248.3		12	1'42.664	33.581	15.993	29.309	23.781	253.6					
15	1'43.422	34.234	15.908	29.601	23.679	248.2		13	1'42.324	33.545	16.001	29.114	23.664	249.9					
16	1'47.095	33.688	15.725	31.297	26.385	250.1		14	1'41.941	33.394	15.822	29.083	23.642	251.5					
17	1'42.198	33.479	15.772	29.196	23.751	248.6		15	1'51.022	37.584	16.806	32.952	23.680	238.8					
18	1'48.587	39.265	16.124	29.558	23.640	243.9		16	1'42.028	33.451	15.774	29.028	23.775	249.5					
19	1'41.579	33.315	15.662	29.108	23.494	249.3		17	1'41.761	33.436	15.698	29.058	23.569	248.8					
20	1'42.120	33.749	15.796	29.216	23.359	250.1		18	1'43.765	33.723	16.062	30.221	23.759	247.4					
21	1'40.912	33.037	15.514	28.995	23.366	250.9		19	1'42.291	33.580	15.905	29.126	23.680	247.4					
22	1'53.600	36.081	15.854	37.253	24.412	247.8		20	2'15.856	53.503	26.738	31.163	24.452	104.3					
23	1'42.649	33.619	15.735	29.273	24.022	248.2		21	1'42.624	33.956	15.905	29.152	23.611	247.6					
<b>28th 13</b> Jasper IWEMA Abbink GP NED Runs=4 Total laps=15 Full laps=8								<b>31st 66</b> Florian ALT E-Motion IodaRacing GER Runs=3 Total laps=20 Full laps=15											
1	2'12.538	59.028	17.505	31.176	24.829	239.9		1	1'52.243	38.563	17.214	31.900	24.566	240.5					
2	1'43.778	34.416	16.045	29.415	23.902	253.6	2	1'44.723	34.619	16.375	29.729	24.000	245.3						
3	1'42.595	33.897	15.651	29.109	23.938	255.8	3	1'43.101	34.162	15.925	29.256	23.758	250.1						
4	1'51.291	34.064	15.634	37.546	24.047	250.0	4	1'43.324	33.856	16.120	29.652	23.696	246.3						
5	1'55.339 P	34.374	15.809	32.034	33.122	257.0	5	1'43.180	34.246	15.933	29.144	23.857	244.9						
6	5'40.849	4'31.522	15.805	29.454	24.068	249.0	6	1'42.438	33.743	15.851	29.248	23.596	247.2						
7	1'41.947	33.430	15.523	29.125	23.869	255.8	7	1'59.681 P	35.391	19.144	33.172	31.974	156.3						
8	1'41.810	33.560	15.488	29.064	23.698	255.0	8	6'20.480	5'07.171	19.950	29.700	23.659	138.3						
9	1'41.707	33.393	15.613	29.058	23.643	253.5	9	1'42.563	33.938	15.787	29.316	23.522	246.1						
10	1'56.897 P	34.525	17.356	32.564	32.452	238.4	10	1'42.459	33.719	15.940	29.338	23.462	245.1						
11	11'03.852	9'54.125	16.406	29.768	23.553	240.2	11	1'42.397	33.843	15.911	29.230	23.413	244.2						
12	1'41.588	33.432	15.456	28.902	23.798	254.9	12	1'42.141	33.630	15.838	29.158	23.515	243.5						
13	1'56.392 P	37.767	15.506	30.977	32.142	253.2	13	1'42.024	33.717	15.770	29.188	23.349	246.8						
14	6'37.774	5'28.945	15.741	29.270	23.818	250.3	14	1'54.870 P	36.163	16.818	30.937	30.952	233.9						
15	1'41.511	33.306	15.494	29.152	23.559	254.8	15	6'53.263	5'36.698	20.989	31.059	24.517	138.8						
<b>29th 10</b> Thitipong WAROKO APH PTT The Pizza S THA Runs=3 Total laps=21 Full laps=16							16							1'43.056	33.943	15.937	29.560	23.616	247.4
1	2'00.682	46.581	17.712	30.928	25.461	238.5	17	1'42.111	33.616	15.772	29.295	23.428	245.5						
2	1'47.421	35.617	16.620	30.459	24.725	243.0	18	1'51.725	36.076	18.074	31.143	26.432	184.2						
3	1'44.626	34.328	16.306	29.623	24.369	246.5	19	1'52.401	34.150	16.069	31.521	30.661	239.9						
4	1'43.918	33.792	16.039	29.353	24.734	248.5	20	1'45.007	33.860	16.718	30.604	23.825	250.5						
5	1'43.526	34.174	15.935	29.193	24.224	248.2													
6	1'43.097	33.792	16.029	29.318	23.958	247.3													
7	1'42.550	33.686	15.756	29.189	23.919	247.1													
8	1'53.453 P	33.691	15.898	29.651	34.213	245.5													
9	7'58.058	6'47.494	16.596	29.720	24.248	242.7													
10	1'43.529	34.063	16.093	29.291	24.082	245.6													
11	1'42.636	33.714	15.813	29.313	23.796	246.9													
12	1'41.949	33.546	15.700	28.966	23.737	246.1													
13	1'41.746	33.203	15.637	29.290	23.616	248.5													
14	1'41.701	33.493	15.566	28.889	23.753	246.1													
15	1'41.609	33.431	15.689	29.071	23.418	247.3													
16	1'53.050 P	33.759	15.997	29.387	33.907	244.8													
17	4'36.593	3'27.283	16.000	29.342	23.968	244.5													
18	1'42.161	33.727	15.708	29.095	23.631	246.5													
19	1'41.804	33.330	15.727	29.100	23.647	247.3													
20	1'42.275	33.725	15.909	28.953	23.688	249.7													
21	1'41.946	33.417	15.572	29.160	23.797	249.1													

**Fastest Lap:** Sam LOWES Speed Up Racing GBR 1'38.146 32.431 15.223 28.014 22.478

These data/results cannot be reproduced, stored and/or transmitted in whole or in part by any manner of electronic, mechanical, photocopying, recording, broadcasting or otherwise now known or herein after developed without the previous express consent by the copyright owner, except for reproduction in daily press and regular printed publications on sale to the public within 60 days of the event related to those data/results and always provided that copyright symbol appears together as follows below.  
© DORNA, 2015







4542 m.

# MOTUL TT ASSEN

## Free Practice Nr. 1

### Best Partial Times

Moto2

*IT* Ideal Lap Time, sum of the best partial times*BT* Best Lap Time

<i>T1</i>		<i>T2</i>		<i>T3</i>		<i>T4</i>				<i>IT</i>	<i>BT</i>	
Pos	Rider	Time	Rider	Time	Rider	Time	Rider	Time	Pos	Rider		
1	T.LUTHI	32.325	D.AEGERTER	15.005	S.LOWES	28.014	S.LOWES	22.478	1	D.AEGERTER	1'38.101	1'38.205 (2)
2	T.RABAT	32.356	J.SIMON	15.077	T.LUTHI	28.068	D.AEGERTER	22.531	2	S.LOWES	1'38.134	1'38.146 (1)
3	D.AEGERTER	32.394	T.RABAT	15.139	A.MARQUEZ	28.148	T.LUTHI	22.594	3	T.LUTHI	1'38.158	1'38.322 (3)
4	J.FOLGER	32.407	A.RINS	15.140	D.AEGERTER	28.171	T.RABAT	22.606	4	T.RABAT	1'38.321	1'38.606 (4)
5	J.ZARCO	32.417	T.LUTHI	15.171	J.FOLGER	28.171	X.SIMEON	22.634	5	J.ZARCO	1'38.612	1'38.707 (6)
6	L.BALDASSARRI	32.429	M.KALLIO	15.203	T.RABAT	28.220	T.NAKAGAMI	22.700	6	J.FOLGER	1'38.658	1'38.741 (7)
7	S.LOWES	32.431	X.SIMEON	15.209	L.SALOM	28.225	S.CORSI	22.704	7	J.SIMON	1'38.695	1'38.706 (5)
8	L.SALOM	32.457	S.LOWES	15.211	F.MORBIDELLI	28.249	R.KRUMMENAC	22.704	8	L.SALOM	1'38.731	1'39.014 (11)
9	J.SIMON	32.470	J.ZARCO	15.224	J.ZARCO	28.261	J.ZARCO	22.710	9	S.CORSI	1'38.801	1'38.934 (8)
10	S.CORSI	32.555	A.MARQUEZ	15.225	A.RINS	28.286	L.SALOM	22.739	10	X.SIMEON	1'38.814	1'38.982 (9)
11	X.SIMEON	32.617	S.CORSI	15.231	S.CORSI	28.311	M.KALLIO	22.742	11	A.MARQUEZ	1'38.904	1'38.986 (10)
12	A.MARQUEZ	32.627	R.KRUMMENAC	15.238	L.BALDASSARRI	28.315	J.FOLGER	22.800	12	A.RINS	1'38.915	1'39.217 (15)
13	A.RINS	32.634	T.NAKAGAMI	15.249	J.SIMON	28.334	J.SIMON	22.814	13	L.BALDASSARRI	1'38.968	1'39.105 (12)
14	F.MORBIDELLI	32.681	S.CORTESE	15.270	X.SIMEON	28.354	A.PONS	22.823	14	T.NAKAGAMI	1'39.067	1'39.253 (16)
15	T.NAKAGAMI	32.687	J.FOLGER	15.280	R.CARDUS	28.374	L.BALDASSARRI	22.844	15	M.KALLIO	1'39.086	1'39.151 (14)
16	M.KALLIO	32.765	L.SALOM	15.310	M.KALLIO	28.376	A.RINS	22.855	16	F.MORBIDELLI	1'39.147	1'39.147 (13)
17	R.CARDUS	32.771	F.MORBIDELLI	15.311	R.KRUMMENACH	28.392	R.WILAIROT	22.897	17	R.KRUMMENACH	1'39.160	1'39.313 (17)
18	S.CORTESE	32.787	A.PONS	15.318	T.NAKAGAMI	28.431	A.WEST	22.900	18	S.CORTESE	1'39.481	1'39.521 (18)
19	R.KRUMMENACH	32.826	A.SHAH	15.359	S.CORTESE	28.472	A.MARQUEZ	22.904	19	A.PONS	1'39.524	1'39.550 (19)
20	A.PONS	32.842	L.BALDASSARRI	15.380	A.PONS	28.541	F.MORBIDELLI	22.906	20	R.CARDUS	1'39.629	1'39.727 (20)
21	A.SHAH	32.866	R.WILAIROT	15.386	H.SYHRIN	28.580	H.SYHRIN	22.949	21	R.WILAIROT	1'39.855	1'40.186 (24)
22	R.WILAIROT	32.886	R.CARDUS	15.390	L.ROSSI	28.616	S.CORTESE	22.952	22	H.SYHRIN	1'39.861	1'40.025 (22)
23	H.SYHRIN	32.916	H.SYHRIN	15.416	A.WEST	28.653	A.SHAH	23.069	23	A.SHAH	1'39.967	1'39.986 (21)
24	A.WEST	32.919	L.ROSSI	15.439	A.SHAH	28.673	R.CARDUS	23.094	24	A.WEST	1'40.032	1'40.094 (23)


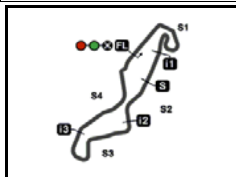
These data/results cannot be reproduced, stored and/or transmitted in whole or in part by any manner of electronic, mechanical, photocopying, recording, broadcasting or otherwise now known or herein after developed without the previous express consent by the copyright owner, except for reproduction in daily press and regular printed publications on sale to the public within 60 days of the event related to those data/results and always provided that copyright symbol appears together as follows below.

© DORNA, 2015

Official MotoGP Timing by TISSOT  
www.motogp.com



TT Circuit Assen

Results and timing service provided by  TISSOT

4542 m.

# MOTUL TT ASSEN

## Free Practice Nr. 1

### Best Partial Times

Moto2

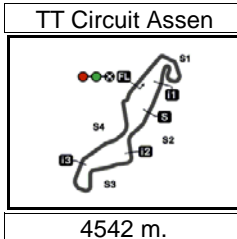
*IT* Ideal Lap Time, sum of the best partial times*BT* Best Lap Time

<b>T1</b>		<b>T2</b>		<b>T3</b>		<b>T4</b>		<b>Pos</b>	<b>Rider</b>	<b>IT</b>	<b>BT</b>	
<i>Pos</i>	<i>Rider</i>	<i>Time</i>	<i>Rider</i>	<i>Time</i>	<i>Rider</i>	<i>Time</i>	<i>Rider</i>	<i>Time</i>				
25	M.SCHROTTER	32.999	J.IWEMA	15.456	R.WILAIROT	28.686	M.SCHROTTER	23.109	25	<b>M.SCHROTTE</b>	1'40.286	1'40.811 (26)
26	<b>J.RAFFIN</b>	<b>33.037</b>	<b>M.SCHROTTER</b>	<b>15.481</b>	<b>M.SCHROTTER</b>	<b>28.697</b>	<b>L.ROSSI</b>	<b>23.193</b>	26	<b>L.ROSSI</b>	1'40.427	1'40.494 (25)
27	L.ROSSI	33.179	J.RAFFIN	15.514	J.RAFFIN	28.864	J.RAFFIN	23.336	27	<b>J.RAFFIN</b>	1'40.751	1'40.912 (27)
28	<b>T.WAROKORN</b>	<b>33.203</b>	<b>A.WEST</b>	<b>15.560</b>	<b>T.WAROKORN</b>	<b>28.889</b>	<b>F.ALT</b>	<b>23.349</b>	28	<b>T.WAROKORN</b>	1'41.076	1'41.609 (29)
29	R.MULHAUSER	33.282	T.WAROKORN	15.566	J.IWEMA	28.902	T.WAROKORN	23.418	29	<b>J.IWEMA</b>	1'41.217	1'41.511 (28)
30	<b>J.IWEMA</b>	<b>33.306</b>	<b>R.MULHAUSER</b>	<b>15.698</b>	<b>R.MULHAUSER</b>	<b>28.971</b>	<b>J.IWEMA</b>	<b>23.553</b>	30	<b>R.MULHAUSE</b>	1'41.520	1'41.626 (30)
31	F.ALT	33.616	F.ALT	15.770	F.ALT	29.144	R.MULHAUSER	23.569	31	<b>F.ALT</b>	1'41.879	1'42.024 (31)

These data/results cannot be reproduced, stored and/or transmitted in whole or in part by any manner of electronic, mechanical, photocopying, recording, broadcasting or otherwise now known or herein after developed without the previous express consent by the copyright owner, except for reproduction in daily press and regular printed publications on sale to the public within 60 days of the event related to those data/results and always provided that copyright symbol appears together as follows below.  
© DORNA, 2015

Official MotoGP Timing by **TISSOT**  
www.motogp.com





4542 m.

## MOTUL TT ASSEN

### Free Practice Nr. 1

### Fastest Laps Sequence

<i>Practice Time</i>	 <i>Rider</i>	<i>Nation</i>	<i>Motorcycle</i>	<i>Time</i>	<i>Km/h</i>	<i>Rider's Lap</i>
3'34.718	4 Randy KRUMMENACHE	SWI	KALEX	1'43.262	158.3	2
3'34.817	77 Dominique AEGERTER	SWI	KALEX	1'43.172	158.4	2
3'40.613	60 Julian SIMON	SPA	SPEED UP	1'41.966	160.3	2
4'04.137	19 Xavier SIMEON	BEL	KALEX	1'41.418	161.2	2
4'29.772	5 Johann ZARCO	FRA	KALEX	1'41.324	161.3	2
5'15.511	77 Dominique AEGERTER	SWI	KALEX	1'40.694	162.3	3
5'26.740	3 Simone CORSI	ITA	KALEX	1'40.380	162.8	3
6'09.767	5 Johann ZARCO	FRA	KALEX	1'39.995	163.5	3
6'55.027	77 Dominique AEGERTER	SWI	KALEX	1'39.516	164.3	4
7'49.157	5 Johann ZARCO	FRA	KALEX	1'39.390	164.5	4
9'28.510	5 Johann ZARCO	FRA	KALEX	1'39.353	164.5	5
10'25.671	3 Simone CORSI	ITA	KALEX	1'39.343	164.5	6
11'07.659	5 Johann ZARCO	FRA	KALEX	1'39.149	164.9	6
12'04.815	3 Simone CORSI	ITA	KALEX	1'39.144	164.9	7
12'46.775	5 Johann ZARCO	FRA	KALEX	1'39.116	164.9	7
14'25.715	5 Johann ZARCO	FRA	KALEX	1'38.940	165.2	8
33'20.585	12 Thomas LUTHI	SWI	KALEX	1'38.490	166.0	15
34'59.007	12 Thomas LUTHI	SWI	KALEX	1'38.422	166.1	16
38'16.044	12 Thomas LUTHI	SWI	KALEX	1'38.322	166.3	18
44'54.388	77 Dominique AEGERTER	SWI	KALEX	1'38.205	166.5	20
45'26.617	22 Sam LOWES	GBR	SPEED UP	1'38.146	166.6	18

These data/results cannot be reproduced, stored and/or transmitted in whole or in part by any manner of electronic, mechanical, photocopying, recording, broadcasting or otherwise now known or herein after developed without the previous express consent by the copyright owner, except for reproduction in daily press and regular printed publications on sale to the public within 60 days of the event related to those data/results and always provided that copyright symbol appears together as follows below.

© DORNA, 2015

Official MotoGP Timing by TISSOT  
www.motogp.com



Assen, Thursday, June 25, 2015