




4542 m.

MOTUL TT ASSEN

Free Practice Nr. 3

Classification

10

	Rider	Nation	Team	Motorcycle	Time	Lap	Total	Gap	Top Speed
1	1 Tito RABAT	SPA	EG 0,0 Marc VDS	KALEX	1'37.287	26	26		258.7
2	19 Xavier SIMEON	BEL	Federal Oil Gresini Moto2	KALEX	1'37.515	19	19	0.228 0.228	254.0
3	5 Johann ZARCO	FRA	Ajo Motorsport	KALEX	1'37.751	16	19	0.464 0.236	253.8
4	3 Simone CORSI	ITA	Athinà Forward Racing	KALEX	1'37.861	16	22	0.574 0.110	257.5
5	12 Thomas LUTHI	SWI	Derendinger Racing Interwetten	KALEX	1'37.871	22	22	0.584 0.010	258.0
6	22 Sam LOWES	GBR	Speed Up Racing	SPEED UP	1'37.901	17	22	0.614 0.030	255.9
7	94 Jonas FOLGER	GER	AGR Team	KALEX	1'37.921	15	22	0.634 0.020	255.7
8	39 Luis SALOM	SPA	Paginas Amarillas HP 40	KALEX	1'38.039	19	22	0.752 0.118	258.3
9	40 Alex RINS	SPA	Paginas Amarillas HP 40	KALEX	1'38.175	11	17	0.888 0.136	256.8
10	30 Takaaki NAKAGAMI	JPN	IDEMITSU Honda Team Asia	KALEX	1'38.189	12	25	0.902 0.014	255.3
11	4 Randy KRUMMENACHER	SWI	JIR Racing Team	KALEX	1'38.218	12	22	0.931 0.029	252.8
12	73 Alex MARQUEZ	SPA	EG 0,0 Marc VDS	KALEX	1'38.289	19	21	1.002 0.071	254.4
13	95 Anthony WEST	AUS	QMMF Racing Team	SPEED UP	1'38.308	22	24	1.021 0.019	254.2
14	77 Dominique AEGERTER	SWI	Technomag Racing Interwetten	KALEX	1'38.309	17	23	1.022 0.001	257.8
15	36 Mika KALLIO	FIN	Italtrans Racing Team	KALEX	1'38.453	18	19	1.166 0.144	257.1
16	49 Axel PONS	SPA	AGR Team	KALEX	1'38.473	11	18	1.186 0.020	253.8
17	21 Franco MORBIDELLI	ITA	Italtrans Racing Team	KALEX	1'38.520	17	20	1.233 0.047	258.2
18	60 Julian SIMON	SPA	QMMF Racing Team	SPEED UP	1'38.568	16	19	1.281 0.048	258.1
19	7 Lorenzo BALDASSARRI	ITA	Athinà Forward Racing	KALEX	1'38.593	24	24	1.306 0.025	255.1
20	11 Sandro CORTESE	GER	Dynavolt Intact GP	KALEX	1'38.644	17	20	1.357 0.051	260.0
21	55 Hafizh SYAHRIN	MAL	Petronas Raceline Malaysia	KALEX	1'38.667	17	20	1.380 0.023	254.7
22	25 Azlan SHAH	MAL	IDEMITSU Honda Team Asia	KALEX	1'39.022	18	21	1.735 0.355	254.0
23	96 Louis ROSSI	FRA	Tasca Racing Scuderia Moto2	TECH 3	1'39.141	21	21	1.854 0.119	257.2
24	88 Ricard CARDUS	SPA	Tech 3	TECH 3	1'39.205	6	22	1.918 0.064	256.4
25	23 Marcel SCHROTTER	GER	Tech 3	TECH 3	1'39.790	18	19	2.503 0.585	251.6
26	66 Florian ALT	GER	E-Motion IodaRacing Team	SUTER	1'39.875	13	22	2.588 0.085	252.9
27	15 Ratthapark WILAIROT	THA	JPMoto Malaysia	SUTER	1'39.899	17	18	2.612 0.024	253.5
28	70 Robin MULHAUSER	SWI	Technomag Racing Interwetten	KALEX	1'39.972	21	21	2.685 0.073	254.8
29	10 Thitipong WAROKORN	THA	APH PTT The Pizza SAG	KALEX	1'40.176	11	21	2.889 0.204	253.0
30	2 Jesko RAFFIN	SWI	sports-millions-EMWE-SAG	KALEX	1'40.283	16	20	2.996 0.107	254.4
31	13 Jasper IWEMA	NED	Abbink GP	SPEED UP	1'41.069	12	14	3.782 0.786	258.0

Practice condition: Dry

Air: 20°

Humidity: 63%

Ground: 28°

Fastest Lap:	Lap: 26	Tito RABAT	1'37.287	168 Km/h
Circuit Record Lap:	2012	Marc MARQUEZ	1'38.391	166.1 Km/h
Circuit Best Lap:	2012	Marc MARQUEZ	1'37.133	168.3 Km/h

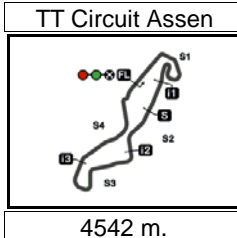
The results are provisional until the end of the limit for protest and appeals.

Time limit for protest expires 30' after publication of the results - Mr. Time:

These data/results cannot be reproduced, stored and/or transmitted in whole or in part by any manner of electronic, mechanical, photocopying, recording, broadcasting or otherwise now known or herein after developed without the previous express consent by the copyright owner, except for reproduction in daily press and regular printed publications on sale to the public within 60 days of the event related to those data/results and always provided that copyright symbol appears together as follows below.

© DORNA, 2015






MOTUL TT ASSEN

Free Practice Nr. 3

Combined Free Practice Times

11

		Rider	Nation	Team	MOTORCYCLE	FP1	FP2	FP3	Gap
1	1	T.RABAT	SPA	EG 0,0 Marc VDS	KALEX	1'38.606 22	1'38.272 25	1'37.287 26	
2	19	X.SIMEON	BEL	Federal Oil Gresini Moto2	KALEX	1'38.982 19	1'38.160 21	1'37.515 19	0.228 0.228
3	5	J.ZARCO	FRA	Ajo Motorsport	KALEX	1'38.707 22	1'37.670 24	1'37.751 16	0.383 0.155
4	3	S.CORSI	ITA	Athinà Forward Racing	KALEX	1'38.934 19	1'37.866 18	1'37.861 16	0.574 0.191
5	12	T.LUTHI	SWI	Derendinger Racing Interwetten	KALEX	1'38.322 18	1'38.549 19	1'37.871 22	0.584 0.010
6	22	S.LOWES	GBR	Speed Up Racing	SPEED UP	1'38.146 18	1'37.878 23	1'37.901 17	0.591 0.007
7	94	J.FOLGER	GER	AGR Team	KALEX	1'38.741 19	1'37.948 21	1'37.921 15	0.634 0.043
8	39	L.SALOM	SPA	Paginas Amarillas HP 40	KALEX	1'39.014 20	1'39.110 15	1'38.039 19	0.752 0.118
9	73	A.MARQUEZ	SPA	EG 0,0 Marc VDS	KALEX	1'38.986 16	1'38.152 22	1'38.289 19	0.865 0.113
10	40	A.RINS	SPA	Paginas Amarillas HP 40	KALEX	1'39.217 21	1'38.275 14	1'38.175 11	0.888 0.023
11	30	T.NAKAGAMI	JPN	IDEMITSU Honda Team Asia	KALEX	1'39.253 25	1'38.676 22	1'38.189 12	0.902 0.014
12	77	D.AEGERTER	SWI	Technomag Racing Interwetten	KALEX	1'38.205 20	1'38.835 18	1'38.309 17	0.918 0.016
13	4	R.KRUMMENACH	SWI	JIR Racing Team	KALEX	1'39.313 15	1'38.769 21	1'38.218 12	0.931 0.013
14	21	F.MORBIDELLI	ITA	Italtrans Racing Team	KALEX	1'39.147 17	1'38.290 20	1'38.520 17	1.003 0.072
15	95	A.WEST	AUS	QMMF Racing Team	SPEED UP	1'40.094 9	1'39.258 19	1'38.308 22	1.021 0.018
16	60	J.SIMON	SPA	QMMF Racing Team	SPEED UP	1'38.706 20	1'38.413 17	1'38.568 16	1.126 0.105
17	36	M.KALLIO	FIN	Italtrans Racing Team	KALEX	1'39.151 21	1'38.438 22	1'38.453 18	1.151 0.025
18	49	A.PONS	SPA	AGR Team	KALEX	1'39.550 18	1'38.585 17	1'38.473 11	1.186 0.035
19	7	L.BALDASSARRI	ITA	Athinà Forward Racing	KALEX	1'39.105 17	1'40.217 7	1'38.593 24	1.306 0.120
20	11	S.CORTESE	GER	Dynavolt Intact GP	KALEX	1'39.521 17	1'38.906 18	1'38.644 17	1.357 0.051
21	55	H.SYHRIN	MAL	Petronas Raceline Malaysia	KALEX	1'40.025 13	1'38.991 15	1'38.667 17	1.380 0.023
22	25	A.SHAH	MAL	IDEMITSU Honda Team Asia	KALEX	1'39.986 19	1'39.079 18	1'39.022 18	1.735 0.355
23	96	L.ROSSI	FRA	Tasca Racing Scuderia Moto2	TECH 3	1'40.494 18	1'39.272 11	1'39.141 21	1.854 0.119
24	88	R.CARDUS	SPA	Tech 3	TECH 3	1'39.727 19	1'39.567 14	1'39.205 6	1.918 0.064
25	23	M.SCHROTTER	GER	Tech 3	TECH 3	1'40.811 15	1'39.266 16	1'39.790 18	1.979 0.061
26	66	F.ALT	GER	E-Motion IodaRacing Team	SUTER	1'42.024 13	1'40.039 13	1'39.875 13	2.588 0.609
27	15	R.WILAIROT	THA	JPMoto Malaysia	SUTER	1'40.186 21	1'41.140 3	1'39.899 17	2.612 0.024
28	70	R.MULHAUSER	SWI	Technomag Racing Interwetten	KALEX	1'41.626 23	1'40.155 14	1'39.972 21	2.685 0.073
29	10	T.WAROKORN	THA	APH PTT The Pizza SAG	KALEX	1'41.609 15	1'40.331 11	1'40.176 11	2.889 0.204
30	2	J.RAFFIN	SWI	sports-millions-EMWE-SAG	KALEX	1'40.912 21	1'40.202 19	1'40.283 16	2.915 0.026
31	13	J.IWEMA	NED	Abbink GP	SPEED UP	1'41.511 15	1'41.148 3	1'41.069 12	3.782 0.867

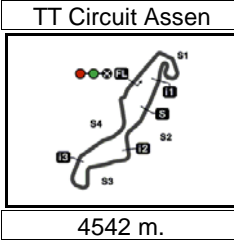
Pole Position Record:	2012	Marc MARQUEZ	1'37.133	168.3 Km/h
Circuit Record Lap:	2012	Marc MARQUEZ	1'38.391	166.1 Km/h
Circuit Best Lap:	2012	Marc MARQUEZ	1'37.133	168.3 Km/h

The results are provisional until the end of the limit for protest and appeals.

Time limit for protest expires 60' after publication of the results - Mr. Time:

These data/results cannot be reproduced, stored and/or transmitted in whole or in part by any manner of electronic, mechanical, photocopying, recording, broadcasting or otherwise now known or herein after developed without the previous express consent by the copyright owner, except for reproduction in daily press and regular printed publications on sale to the public within 60 days of the event related to those data/results and always provided that copyright symbol appears together as follows below.

© DORNA, 2015



MOTUL TT ASSEN

Free Practice Nr. 3

Top Speed & Average

12



Rider	Nation	Motorcycle	Top 5 speeds					Average	Top
11 Sandro CORTESE	GER	KALEX	260.0	259.0	257.5	257.5	257.4	258.3	260.0
1 Tito RABAT	SPA	KALEX	258.7	258.1	256.5	256.3	256.1	257.1	258.7
39 Luis SALOM	SPA	KALEX	258.3	257.2	256.7	256.7	256.1	256.9	258.3
21 Franco MORBIDELLI	ITA	KALEX	258.2	256.4	256.1	255.6	255.4	256.3	258.2
60 Julian SIMON	SPA	SPEED UP	258.1	257.7	257.6	256.8	256.5	257.3	258.1
13 Jasper IWEMA	NED	SPEED UP	258.0	257.8	257.5	257.4	257.2	257.5	258.0
12 Thomas LUTHI	SWI	KALEX	258.0	257.6	257.5	256.7	256.4	257.1	258.0
77 Dominique AEGERTER	SWI	KALEX	257.8	257.8	257.5	257.4	256.9	257.5	257.8
3 Simone CORSI	ITA	KALEX	257.5	256.7	256.1	255.5	254.4	256.0	257.5
96 Louis ROSSI	FRA	TECH 3	257.2	256.1	253.9	252.8	252.5	254.5	257.2
36 Mika KALLIO	FIN	KALEX	257.1	255.7	255.7	255.1	254.4	255.4	257.1
40 Alex RINS	SPA	KALEX	256.8	256.3	255.9	254.7	253.7	255.5	256.8
88 Ricard CARDUS	SPA	TECH 3	256.4	256.1	255.1	254.8	254.7	255.4	256.4
22 Sam LOWES	GBR	SPEED UP	255.9	255.9	255.2	254.2	253.6	254.7	255.9
94 Jonas FOLGER	GER	KALEX	255.7	254.8	253.4	253.0	252.8	253.9	255.7
30 Takaaki NAKAGAMI	JPN	KALEX	255.3	255.0	254.9	254.6	254.5	254.9	255.3
7 Lorenzo BALDASSARRI	ITA	KALEX	255.1	253.5	252.7	252.5	252.5	253.1	255.1
70 Robin MULHAUSER	SWI	KALEX	254.8	254.1	253.5	253.4	252.6	253.7	254.8
55 Hafizh SYHRIN	MAL	KALEX	254.7	254.5	254.1	253.6	253.5	254.1	254.7
2 Jesko RAFFIN	SWI	KALEX	254.4	253.9	253.8	253.2	253.1	253.7	254.4
73 Alex MARQUEZ	SPA	KALEX	254.4	253.9	253.9	253.8	253.5	253.9	254.4
95 Anthony WEST	AUS	SPEED UP	254.2	254.1	253.3	252.9	252.9	253.4	254.2
19 Xavier SIMEON	BEL	KALEX	254.0	253.6	253.1	253.0	252.9	253.3	254.0
25 Azlan SHAH	MAL	KALEX	254.0	253.6	253.5	253.5	252.3	253.4	254.0
5 Johann ZARCO	FRA	KALEX	253.8	253.6	253.2	252.6	252.2	253.1	253.8
49 Axel PONS	SPA	KALEX	253.8	253.8	251.9	251.8	251.7	252.6	253.8
15 Rattapark WILAIROT	THA	SUTER	253.5	253.1	252.5	252.1	251.8	252.6	253.5
10 Thitipong WAROKORN	THA	KALEX	253.0	252.6	252.2	252.1	251.6	252.3	253.0
66 Florian ALT	GER	SUTER	252.9	252.9	252.1	251.3	251.0	252.0	252.9
4 Randy KRUMMENACHER	SWI	KALEX	252.8	252.8	252.4	252.1	250.5	252.1	252.8
23 Marcel SCHROTTER	GER	TECH 3	251.6	251.1	250.1	249.8	249.7	250.5	251.6

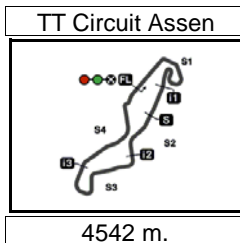
These data/results cannot be reproduced, stored and/or transmitted in whole or in part by any manner of electronic, mechanical, photocopying, recording, broadcasting or otherwise now known or herein after developed without the previous express consent by the copyright owner, except for reproduction in daily press and regular printed publications on sale to the public within 60 days of the event related to those data/results and always provided that copyright symbol appears together as follows below.

© DORNA, 2015

Official MotoGP Timing by TISSOT
www.motogp.com



Assen, Friday, June 26, 2015



MOTUL TT ASSEN

Free Practice Nr. 3

Chronological Analysis of Performances

13

P Crossing the finish line in pit lane		T1 Time from finish line to 1st intermediate		T2 Time from 1st intermed. to 2nd intermed.		T3 Time from 2nd intermed. to 3rd intermed.		T4 Time from 3rd intermediate to finish line						
Lap	Lap Time	T1	T2	T3	T4	Speed	Lap	Lap Time	T1	T2	T3	T4	Speed	
1st	1	Tito RABAT EG 0,0 Marc VDS SPA						3rd	5	Johann ZARCO Ajo Motorsport FRA				
		Runs=2	Total laps=26	Full laps=23					Runs=3	Total laps=19	Full laps=14			
1	1'43.451	34.502	15.958	29.516	23.475	250.7	1	2'45.457	1'36.412	15.983	29.477	23.585	248.1	
2	1'39.911	33.040	15.371	28.330	23.170	251.5	2	1'39.786	32.891	15.462	28.562	22.871	251.2	
3	1'38.927	32.654	15.214	28.199	22.860	255.3	3	1'38.681	32.482	15.240	28.184	22.775	253.6	
4	1'38.318	32.249	15.167	28.179	22.723	256.1	4	1'38.476	32.247	15.178	28.235	22.816	251.2	
5	1'38.210	32.139	15.155	28.091	22.825	255.9	5	1'38.531	32.238	15.195	28.253	22.845	250.4	
6	1'38.120	32.222	15.051	28.231	22.616	255.0	6	1'38.297	32.297	15.102	28.155	22.743	252.6	
7	2'05.873 P	33.184	16.145	47.722	28.822	202.8	7	1'39.403	32.413	15.725	28.530	22.735	251.0	
8	3'44.539	2'37.338	15.485	28.765	22.951	253.4	8	1'38.485	32.655	15.167	28.059	22.604	253.2	
9	1'38.176	32.417	15.134	28.013	22.612	254.8	9	1'44.894 P	32.471	15.056	28.011	29.356	253.8	
10	1'37.682	32.157	15.132	27.893	22.500	254.1	10	6'52.375	5'42.483	16.072	30.029	23.791	247.4	
11	1'37.427	31.957	15.056	28.051	22.363	254.8	11	1'38.896	32.534	15.275	28.239	22.848	248.5	
12	1'37.519	32.009	15.092	27.836	22.582	258.7	12	1'38.085	32.331	15.224	27.949	22.581	249.4	
13	1'37.351	31.958	15.051	27.854	22.488	253.3	13	1'38.303	32.201	15.224	28.128	22.750	249.7	
14	1'37.754	32.062	15.163	27.918	22.611	254.4	14	1'37.965	32.180	15.214	28.021	22.550	250.2	
15	1'37.537	32.134	15.030	27.977	22.396	253.6	15	1'37.784	32.046	15.168	28.007	22.563	252.2	
16	1'37.508	31.862	15.069	27.903	22.674	254.4	16	1'37.751	32.218	15.050	27.994	22.489	250.9	
17	1'37.350	31.959	15.075	27.830	22.486	253.6	17	1'45.318 P	32.466	15.391	28.453	29.008	250.8	
18	1'37.302	31.974	15.028	27.729	22.571	255.1	18	10'08.126	9'00.121	15.815	28.836	23.354	245.5	
19	1'38.052	32.410	15.093	27.849	22.700	255.3	19	1'38.622	32.636	15.363	28.012	22.611	249.0	
20	1'37.660	32.131	15.005	27.979	22.545	256.5								
21	1'37.508	32.052	15.116	27.914	22.426	258.1	4th	3	Simone CORSI Athina Forward Racin ITA					
22	1'37.522	31.987	15.088	27.854	22.593	254.4			Runs=3	Total laps=22	Full laps=17			
23	1'37.317	32.053	15.074	27.765	22.425	255.6	1	2'18.070	1'07.860	16.544	29.682	23.984	248.7	
24	1'37.475	32.038	15.002	27.929	22.506	256.3	2	1'39.954	33.174	15.449	28.476	22.855	251.8	
25	1'37.430	31.960	14.995	27.842	22.633	255.9	3	1'38.477	32.628	15.121	28.051	22.677	255.5	
26	1'37.287	31.985	15.010	27.790	22.502	255.9	4	1'40.364	32.815	15.340	29.135	23.074	251.8	
							5	1'38.301	32.296	15.231	28.227	22.547	257.5	
							6	1'39.228	32.861	15.178	28.260	22.929	254.4	
							7	1'52.491 P	35.981	15.611	28.815	32.084	250.1	
							8	6'11.933	5'04.722	15.598	28.525	23.088	250.6	
							9	1'38.929	32.524	15.260	28.263	22.882	250.0	
							10	1'38.491	32.428	15.194	28.234	22.635	251.7	
							11	1'38.383	32.319	15.167	28.209	22.688	251.6	
							12	1'38.390	32.326	15.175	28.201	22.688	250.7	
							13	1'49.794 P	33.539	15.906	29.072	31.277	247.9	
							14	5'04.299	3'56.858	15.601	28.772	23.068	250.5	
							15	1'38.643	32.553	15.266	28.200	22.624	250.1	
							16	1'37.861	32.205	15.100	28.028	22.528	253.2	
							17	1'38.505	32.209	15.332	28.284	22.680	250.3	
							18	1'38.608	32.450	15.186	28.233	22.739	256.7	
							19	1'38.164	32.212	15.172	28.067	22.713	254.1	
							20	1'37.953	32.291	15.114	28.075	22.473	253.2	
							21	1'38.895	32.835	15.294	28.117	22.649	256.1	
							22	1'38.374	32.220	15.236	28.218	22.700	252.6	
							5th	12	Thomas LUTHI Derendinger Racing In SWI					
									Runs=3	Total laps=22	Full laps=17			
							1	2'42.627	1'33.227	16.029	29.698	23.673	252.0	
							2	1'44.178	33.102	15.596	32.310	23.170	254.7	
							3	1'39.382	32.720	15.262	28.444	22.956	257.5	

Fastest Lap: Tito RABAT EG 0,0 Marc VDS SPA **1'37.287** 31.985 15.010 27.790 22.502

These data/results cannot be reproduced, stored and/or transmitted in whole or in part by any manner of electronic, mechanical, photocopying, recording, broadcasting or otherwise now known or herein after developed without the previous express consent by the copyright owner, except for reproduction in daily press and regular printed publications on sale to the public within 60 days of the event related to those data/results and always provided that copyright symbol appears together as follows below.
© DORNA, 2015



Free Practice Nr. 3

Moto2

Lap	Lap Time	T1	T2	T3	T4	Speed	Lap	Lap Time	T1	T2	T3	T4	Speed
4	1'39.324	32.763	15.291	28.429	22.841	255.2	17	1'38.477	32.294	15.165	28.284	22.734	249.5
5	1'39.093	32.530	15.257	28.516	22.790	255.0	18	1'38.472	32.449	15.170	28.200	22.653	251.1
6	1'39.104	32.612	15.352	28.307	22.833	256.4	19	1'38.422	32.309	15.158	28.184	22.771	252.5
7	1'46.349 P	32.493	15.674	29.007	29.175	254.5	20	1'38.541	32.498	15.188	28.175	22.680	250.4
8	7'03.575	5'55.978	15.663	28.966	22.968	252.5	21	1'40.163	32.459	15.126	29.209	23.369	249.4
9	1'39.129	32.775	15.282	28.414	22.658	254.5	22	1'38.089	32.383	15.078	28.048	22.580	254.8
10	1'40.055	32.566	15.294	28.655	23.540	256.7	8th 39 Luis SALOM Paginas Amarillas HP SPA						
11	1'39.276	32.876	15.243	28.325	22.832	254.6	Runs=3			Total laps=22		Full laps=17	
12	1'39.194	32.626	15.286	28.375	22.907	254.1	1	1'53.535	43.189	16.516	29.867	23.963	250.4
13	1'38.938	32.512	15.249	28.336	22.841	254.4	2	1'40.446	33.339	15.512	28.456	23.139	254.7
14	1'49.958 P	34.407	15.796	30.854	28.901	243.0	3	1'39.753	32.982	15.363	28.397	23.011	255.8
15	4'53.923	3'47.362	15.420	28.334	22.807	255.3	4	1'40.042	32.839	15.382	28.800	23.021	256.1
16	1'38.096	32.209	15.157	28.028	22.702	256.0	5	1'40.378	32.784	15.293	28.392	23.909	254.3
17	1'38.009	32.113	15.190	28.042	22.664	256.4	6	1'47.099	39.272	15.547	28.976	23.304	254.3
18	1'38.269	32.287	15.172	28.141	22.669	255.3	7	1'39.677	32.724	15.301	28.644	23.008	253.5
19	1'38.203	32.372	15.100	28.127	22.604	255.7	8	1'39.078	32.626	15.281	28.305	22.866	255.2
20	1'38.507	32.460	15.215	28.097	22.735	255.7	9	1'38.886	32.672	15.270	28.132	22.812	257.2
21	1'38.301	32.408	15.110	28.126	22.657	257.6	10	1'53.185 P	37.073	15.419	28.376	32.317	254.2
22	1'37.871	32.205	15.128	27.999	22.539	258.0	11	5'42.890	4'31.571	15.721	31.231	24.367	249.8
6th 22 Sam LOWES Speed Up Racing GBR							12	1'39.344	32.910	15.333	28.189	22.912	256.7
Runs=2			Total laps=22		Full laps=19		13	1'39.819	32.963	15.265	28.570	23.021	256.1
1	2'53.301	1'40.969	16.101	31.236	24.995	247.3	14	1'38.696	32.657	15.209	28.147	22.683	253.0
2	1'39.245	32.795	15.266	28.393	22.791	250.7	15	1'38.803	32.507	15.262	28.193	22.841	252.9
3	1'39.688	32.533	15.319	28.740	23.096	252.9	16	1'52.997 P	36.842	15.499	28.586	32.070	254.5
4	1'39.471	32.638	15.427	28.498	22.908	248.9	17	5'32.287	4'15.862	23.030	29.681	23.714	133.0
5	1'38.781	32.456	15.173	28.364	22.788	251.3	18	1'38.412	32.360	15.283	28.125	22.644	255.6
6	1'43.209	33.147	18.081	28.918	23.063	194.6	19	1'38.039	32.456	15.196	27.914	22.473	255.8
7	1'38.387	32.426	15.124	28.179	22.658	253.6	20	1'38.272	32.344	15.241	27.984	22.703	258.3
8	1'38.818	32.452	15.153	28.423	22.790	252.2	21	1'38.906	32.616	15.177	28.158	22.955	255.4
9	1'55.049 P	35.978	16.899	29.610	32.562	222.9	22	1'38.264	32.491	15.231	27.961	22.581	256.7
10	9'14.063	8'00.056	20.789	29.011	24.207	174.0	9th 40 Alex RINS Paginas Amarillas HP SPA						
11	1'38.712	32.672	15.151	28.274	22.615	252.2	Runs=3			Total laps=17		Full laps=12	
12	1'39.764	32.942	15.313	28.332	23.177	252.3	1	2'09.320	54.810	16.706	33.900	23.904	244.8
13	1'38.796	32.466	15.216	28.329	22.785	251.0	2	1'40.799	33.358	15.355	28.835	23.251	252.1
14	1'38.531	32.480	15.169	28.137	22.745	253.4	3	1'39.245	32.802	15.205	28.352	22.886	254.7
15	1'46.865	34.840	17.490	31.326	23.209	236.2	4	1'38.618	32.552	15.098	28.059	22.909	255.9
16	1'38.289	32.569	15.022	28.185	22.513	255.2	5	1'38.981	32.606	15.059	28.195	23.121	256.8
17	1'37.901	32.304	15.009	28.036	22.552	254.2	6	1'48.757 P	34.031	15.246	28.835	30.645	256.3
18	1'37.930	32.372	15.022	28.089	22.447	253.4	7	7'01.855	5'48.582	15.941	31.673	25.659	253.0
19	1'37.936	32.254	15.043	28.071	22.568	255.9	8	1'39.108	32.696	15.194	28.374	22.844	253.6
20	1'51.358	40.986	19.171	28.409	22.792	162.0	9	1'38.943	32.523	15.162	28.410	22.848	252.7
21	1'37.935	32.298	14.994	28.029	22.614	255.9	10	1'38.514	32.532	15.119	28.094	22.769	251.2
22	1'38.221	32.379	15.078	28.148	22.616	253.6	11	1'38.175	32.256	15.091	28.126	22.702	253.6
7th 94 Jonas FOLGER AGR Team GER							12	1'52.517 P	32.745	15.696	31.265	32.811	250.7
Runs=3			Total laps=22		Full laps=17		13	13'00.941	11'52.330	16.190	29.098	23.323	252.6
1	2'11.016	59.233	16.444	31.802	23.537	243.1	14	1'39.304	32.782	15.262	28.359	22.901	251.3
2	1'40.031	33.032	15.253	28.649	23.097	250.8	15	1'38.451	32.373	15.109	28.221	22.748	253.4
3	1'38.738	32.617	15.021	28.430	22.670	253.0	16	1'38.872	32.451	15.180	28.303	22.938	253.3
4	1'38.232	32.487	15.054	28.008	22.683	255.7	17	1'46.056	32.516	15.287	32.396	25.857	253.7
5	1'54.987 P	36.356	15.579	28.597	34.455	250.6	10th 30 Takaaki NAKAGAMI IDEMITSU Honda Tea JPN						
6	1'56.938	49.234	16.880	28.208	22.616	217.4	Runs=2			Total laps=25		Full laps=22	
7	1'38.522	32.309	15.154	28.189	22.870	252.8	1	1'50.000	41.057	15.927	29.416	23.600	249.3
8	1'38.109	32.291	15.114	28.098	22.606	249.5	2	1'40.717	33.408	15.545	28.681	23.083	253.9
9	1'38.133	32.329	15.067	28.067	22.670	251.0	3	1'40.132	32.987	15.283	28.511	23.351	254.9
10	1'48.748 P	32.597	15.209	29.009	31.933	251.2	4	1'39.163	32.667	15.219	28.397	22.880	252.1
11	10'31.284	9'24.334	15.459	28.475	23.016	247.7	5	1'39.403	32.820	15.282	28.410	22.891	252.2
12	1'38.205	32.393	15.094	28.088	22.630	249.8	6	1'38.916	32.609	15.176	28.302	22.829	252.9
13	1'38.227	32.211	15.092	28.201	22.723	252.6	7	1'39.600	32.999	15.274	28.506	22.821	254.2
14	1'38.279	32.568	15.049	28.068	22.594	252.0	8	1'38.562	32.503	15.167	28.176	22.716	252.6
15	1'37.921	32.229	15.044	28.019	22.629	251.5	9	1'38.617	32.463	15.206	28.250	22.698	251.9
16	1'38.171	32.343	15.105	28.104	22.619	253.4							

Fastest Lap: Tito RABAT EG 0,0 Marc VDS SPA 1'37.287 31.985 15.010 27.790 22.502

These data/results cannot be reproduced, stored and/or transmitted in whole or in part by any manner of electronic, mechanical, photocopying, recording, broadcasting or otherwise now known or herein after developed without the previous express consent by the copyright owner, except for reproduction in daily press and regular printed publications on sale to the public within 60 days of the event related to those data/results and always provided that copyright symbol appears together as follows below.
© DORNA, 2015



Free Practice Nr. 3

Moto2

Lap	Lap Time	T1	T2	T3	T4	Speed	Lap	Lap Time	T1	T2	T3	T4	Speed
10	1'38.684	32.380	15.272	28.272	22.760	251.1	20	1'38.508	32.515	15.171	28.068	22.754	253.9
11	1'38.501	32.407	15.221	28.159	22.714	253.4	21	1'44.092	35.176	15.598	29.498	23.820	253.8
12	1'38.189	32.282	15.130	28.089	22.688	252.2	13th 95 Anthony WEST QMMF Racing Team AUS						
13	1'38.449	32.291	15.095	28.240	22.823	251.6	Runs=2 Total laps=24 Full laps=21						
14	1'38.750	32.478	15.177	28.292	22.803	254.1	1	2'06.944	53.668	16.771	30.393	26.112	243.4
15	1'51.037 P	35.985	15.732	29.090	30.230	251.3	2	1'40.685	33.282	15.558	28.798	23.047	249.5
16	5'12.442	4'03.407	16.114	29.604	23.317	247.5	3	1'39.885	32.832	15.490	28.581	22.982	254.1
17	1'41.448	33.784	15.511	29.194	22.959	250.2	4	1'39.598	32.727	15.388	28.468	23.015	252.9
18	1'39.390	33.004	15.221	28.343	22.822	254.6	5	1'39.558	32.647	15.335	28.680	22.896	251.8
19	1'39.122	32.649	15.195	28.564	22.714	255.0	6	1'39.539	32.651	15.329	28.466	23.093	251.3
20	1'39.162	32.515	15.310	28.515	22.822	255.3	7	1'39.399	32.694	15.359	28.472	22.874	252.9
21	1'45.593	32.783	18.676	31.262	22.872	254.5	8	1'39.189	32.626	15.346	28.447	22.770	251.3
22	1'38.905	32.695	15.157	28.336	22.717	253.8	9	1'39.083	32.625	15.327	28.355	22.776	251.9
23	1'38.891	32.708	15.127	28.288	22.768	252.2	10	1'39.011	32.552	15.214	28.361	22.884	254.2
24	1'44.760	37.905	15.435	28.522	22.898	251.8	11	1'39.178	32.596	15.334	28.493	22.755	250.8
25	1'38.680	32.461	15.175	28.346	22.698	252.7	12	1'59.329 P	39.254	17.569	31.730	30.776	236.6
11th 4 Randy KRUMMENA JIR Racing Team SWI							13	6'55.730	5'45.443	16.261	30.996	23.030	243.8
Runs=2 Total laps=22 Full laps=19							14	1'38.530	32.294	15.327	28.168	22.741	250.9
1	1'45.168	36.594	16.266	29.113	23.195	244.8	15	1'54.890	34.580	16.134	36.763	27.413	246.4
2	1'40.310	33.300	15.373	28.696	22.941	252.4	16	1'46.096	35.250	16.403	30.770	23.673	235.2
3	1'39.112	32.825	15.306	28.391	22.590	249.1	17	1'38.551	32.356	15.237	28.204	22.754	253.3
4	1'39.747	32.681	15.581	28.634	22.851	252.8	18	1'38.708	32.429	15.300	28.268	22.711	250.6
5	1'39.283	32.707	15.265	28.390	22.921	252.1	19	1'50.570	36.942	17.907	32.960	22.761	225.9
6	1'39.189	32.558	15.280	28.485	22.866	248.9	20	1'38.654	32.499	15.254	28.220	22.681	252.9
7	1'39.526	32.747	15.272	28.574	22.933	249.0	21	1'38.592	32.375	15.232	28.245	22.740	251.5
8	1'44.628	33.666	15.748	30.217	24.997	246.3	22	1'38.308	32.357	15.210	28.141	22.600	251.9
9	1'38.869	32.677	15.275	28.285	22.632	249.8	23	1'38.330	32.290	15.171	28.213	22.656	251.9
10	1'38.363	32.468	15.163	28.151	22.581	248.5	24	1'44.663	37.927	15.409	28.415	22.912	251.7
11	1'38.441	32.642	15.168	28.144	22.487	250.2	14th 77 Dominique AEGERT Technomag Racing In SWI						
12	1'38.218	32.409	15.115	28.109	22.585	252.8	Runs=2 Total laps=23 Full laps=20						
13	1'38.357	32.431	15.113	28.066	22.747	250.5	1	1'44.236	36.005	15.760	29.056	23.415	252.1
14	1'38.511	32.580	15.168	28.188	22.575	250.2	2	1'39.327	32.871	15.378	28.301	22.777	254.2
15	1'53.709 P	36.441	15.513	28.948	32.807	247.7	3	1'39.335	32.941	15.179	28.488	22.727	257.8
16	10'24.053	9'15.242	16.067	29.437	23.307	246.2	4	1'38.646	32.537	15.141	28.262	22.706	255.2
17	1'39.244	32.868	15.278	28.460	22.638	247.6	5	1'38.628	32.387	15.251	28.287	22.703	255.3
18	1'39.252	32.716	15.276	28.438	22.822	249.4	6	1'38.581	32.443	15.178	28.252	22.708	255.3
19	1'39.349	32.722	15.259	28.453	22.915	247.9	7	1'38.713	32.407	15.230	28.323	22.753	256.5
20	1'39.516	32.696	15.286	28.562	22.972	247.3	8	1'38.396	32.419	15.097	28.202	22.678	257.5
21	1'39.423	32.797	15.305	28.525	22.796	249.7	9	1'49.469 P	35.750	15.617	28.883	29.219	251.8
22	1'39.248	32.787	15.254	28.419	22.788	250.0	10	8'18.104	7'02.407	15.980	34.308	25.409	246.9
12th 73 Alex MARQUEZ EG 0,0 Marc VDS SPA							11	1'40.113	33.202	15.442	28.579	22.890	253.2
Runs=3 Total laps=21 Full laps=16							12	1'41.677	32.595	15.399	30.462	23.221	247.5
1	1'42.899	33.841	15.786	29.376	23.896	251.0	13	1'39.070	32.473	15.343	28.398	22.856	252.2
2	1'40.527	33.391	15.856	28.345	22.935	244.1	14	1'39.041	32.564	15.314	28.347	22.816	252.3
3	1'39.071	32.862	15.216	28.166	22.827	253.3	15	1'39.183	32.562	15.393	28.407	22.821	250.0
4	1'38.662	32.551	15.159	28.113	22.839	251.6	16	1'58.739	43.659	17.727	33.287	24.066	224.2
5	1'38.481	32.411	15.135	28.091	22.844	252.7	17	1'38.309	32.369	15.127	28.171	22.642	257.4
6	1'38.534	32.509	15.070	28.155	22.800	253.5	18	1'38.447	32.302	15.166	28.259	22.720	256.9
7	1'38.622	32.333	15.303	28.100	22.886	253.3	19	1'43.112	32.631	15.399	32.174	22.908	256.8
8	1'38.546	32.495	15.115	28.111	22.825	252.2	20	1'38.652	32.485	15.215	28.292	22.660	257.8
9	1'49.170 P	35.049	15.568	28.818	29.735	254.4	21	1'53.968	32.659	15.426	37.384	28.499	256.6
10	7'35.524	6'26.074	16.315	29.933	23.202	224.1	22	1'39.351	32.926	15.313	28.413	22.699	254.5
11	1'38.903	32.634	15.093	28.442	22.734	251.2	23	1'39.541	32.869	15.317	28.576	22.779	255.6
12	1'38.681	32.718	15.172	28.110	22.681	252.8	15th 36 Mika KALLIO Italtrans Racing Team FIN						
13	1'38.666	32.382	15.158	28.221	22.905	253.9	Runs=2 Total laps=19 Full laps=16						
14	1'38.661	32.463	15.161	28.249	22.788	250.9	1	1'57.670	47.250	16.613	29.916	23.891	245.9
15	1'48.522 P	34.535	15.480	28.879	29.628	249.0	2	1'40.573	33.245	15.488	28.686	23.154	253.5
16	5'56.355	4'43.074	16.504	29.676	27.101	250.0	3	1'39.489	32.850	15.278	28.517	22.844	255.7
17	1'38.839	32.699	15.287	28.203	22.650	253.4	4	1'39.319	32.617	15.193	28.560	22.949	254.4
18	1'38.882	32.475	15.174	28.013	23.220	252.9	5	1'40.167	33.041	15.424	28.729	22.973	255.7
19	1'38.289	32.316	15.088	28.188	22.697	252.4							

Fastest Lap: Tito RABAT EG 0,0 Marc VDS SPA 1'37.287 31.985 15.010 27.790 22.502

These data/results cannot be reproduced, stored and/or transmitted in whole or in part by any manner of electronic, mechanical, photocopying, recording, broadcasting or otherwise now known or herein after developed without the previous express consent by the copyright owner, except for reproduction in daily press and regular printed publications on sale to the public within 60 days of the event related to those data/results and always provided that copyright symbol appears together as follows below.
© DORNA, 2015



Free Practice Nr. 3

Moto2

Lap	Lap Time	T1	T2	T3	T4	Speed	Lap	Lap Time	T1	T2	T3	T4	Speed
6	1'39.214	32.710	15.117	28.526	22.861	254.4	3	1'39.109	32.692	15.208	28.540	22.669	255.3
7	1'38.995	32.553	15.131	28.492	22.819	257.1	4	1'39.008	32.593	15.160	28.542	22.713	253.5
8	1'50.016 P	33.781	16.225	28.883	31.127	233.6	5	1'54.154 P	37.646	15.646	28.662	32.200	253.4
9	1'48.937	13'39.435	16.345	29.658	23.499	243.1	6	1'04.941	5'57.664	15.581	28.754	22.942	249.1
10	1'40.340	33.152	15.546	28.665	22.977	251.6	7	1'39.149	32.560	15.194	28.570	22.825	255.9
11	1'39.301	32.991	15.283	28.206	22.821	251.1	8	1'39.058	32.515	15.148	28.581	22.814	257.6
12	1'38.454	32.446	15.169	28.180	22.659	252.4	9	1'38.876	32.520	15.056	28.563	22.737	256.4
13	1'38.742	32.467	15.065	28.521	22.689	255.1	10	1'52.676	33.952	18.728	35.146	24.850	226.7
14	1'38.600	32.487	15.179	28.242	22.692	253.5	11	1'45.370 P	33.383	15.234	28.804	27.949	254.4
15	1'44.715	33.261	17.098	31.146	23.210	219.2	12	6'35.270	5'28.464	15.315	28.564	22.927	256.5
16	1'38.490	32.449	15.135	28.228	22.678	254.2	13	1'38.841	32.605	15.081	28.411	22.744	256.2
17	1'38.477	32.409	15.115	28.231	22.722	253.5	14	1'46.122 P	32.456	15.143	29.921	28.602	258.1
18	1'38.453	32.352	15.085	28.252	22.764	253.2	15	5'07.047	3'55.462	18.603	30.030	22.952	173.3
19	1'38.670	32.568	15.179	28.304	22.619	251.9	16	1'38.568	32.440	15.103	28.201	22.824	252.9

16th 49 Axel PONS AGR Team SPA
Runs=3 Total laps=18 Full laps=12

1	4'33.415	3'22.005	16.137	29.528	25.745	244.6
2	1'40.396	33.334	15.333	28.723	23.006	251.7
3	1'39.141	32.968	15.090	28.289	22.794	250.9
4	1'38.672	32.585	15.090	28.278	22.719	251.9
5	1'38.977	32.673	15.146	28.317	22.841	251.8
6	1'38.870	32.578	15.073	28.443	22.776	251.5
7	1'42.133	35.954	15.083	28.484	22.612	253.8
8	1'55.640 P	36.650	16.103	29.954	32.933	247.0
9	8'06.749	6'59.830	15.396	28.684	22.839	253.8
10	1'38.737	32.644	15.110	28.284	22.699	250.0
11	1'38.473	32.609	15.053	28.226	22.585	249.6
12	1'42.072	32.632	16.628	30.006	22.806	248.3
13	1'39.157	32.720	15.247	28.393	22.797	249.7
14	1'46.190 P	32.655	15.108	28.496	29.931	250.5
15	8'32.883	7'26.133	15.282	28.685	22.783	250.7
16	1'38.880	32.721	15.207	28.164	22.788	250.5
17	1'38.649	32.339	15.170	28.308	22.832	251.3
18	2'57.233 P	44.450	51.602	31.289	49.892	198.1

17th 21 Franco MORBIDELL Italtrans Racing Team ITA
Runs=3 Total laps=20 Full laps=15

1	2'10.138	53.251	18.711	34.181	23.995	179.3
2	1'40.752	33.005	15.643	28.990	23.114	253.6
3	1'39.393	32.856	15.205	28.542	22.790	250.9
4	1'38.662	32.503	15.092	28.329	22.738	258.2
5	1'38.906	32.513	15.220	28.364	22.809	256.4
6	1'47.796 P	32.433	15.129	28.937	31.297	256.1
7	8'43.630	7'32.289	19.202	29.068	23.071	149.1
8	1'39.335	32.669	15.180	28.625	22.861	252.5
9	1'39.379	32.479	15.155	28.760	22.985	254.7
10	1'39.356	32.653	15.223	28.375	23.105	252.4
11	1'46.997 P	32.530	15.217	28.463	30.787	252.7
12	6'16.729	5'09.235	15.674	28.770	23.050	249.1
13	1'39.100	32.581	15.237	28.418	22.864	253.6
14	1'38.589	32.307	15.169	28.226	22.887	255.3
15	1'41.657	32.359	15.241	30.097	23.960	255.6
16	1'38.551	32.487	15.085	28.243	22.736	253.1
17	1'38.520	32.357	15.145	28.203	22.815	255.4
18	1'42.959	35.764	15.713	28.550	22.932	243.5
19	1'38.543	32.406	15.122	28.144	22.871	254.0
20	1'38.623	32.393	15.207	28.167	22.856	253.4

18th 60 Julian SIMON QMMF Racing Team SPA
Runs=4 Total laps=19 Full laps=12

1	2'08.645	55.648	16.834	30.449	25.714	240.0
2	1'40.889	33.622	15.441	28.910	22.916	255.8

19th 7 Lorenzo BALDASSA Athina Forward Racin ITA
Runs=2 Total laps=24 Full laps=21

1	2'13.947	1'03.099	16.633	30.622	23.593	244.6
2	1'41.166	33.604	15.671	28.661	23.230	250.0
3	1'39.998	32.991	15.411	28.525	23.071	252.5
4	1'40.016	32.892	15.460	28.500	23.164	251.1
5	1'39.842	32.838	15.438	28.523	23.043	253.5
6	1'39.749	33.158	15.329	28.354	22.908	255.1
7	1'48.311	38.457	16.222	28.811	24.821	238.2
8	1'39.503	32.773	15.453	28.340	22.937	250.6
9	1'39.311	32.514	15.444	28.416	22.937	251.3
10	1'39.152	32.766	15.287	28.271	22.828	252.5
11	1'39.472	32.499	15.488	28.594	22.891	250.9
12	1'39.559	32.525	15.351	28.724	22.959	251.0
13	1'38.957	32.475	15.414	28.274	22.794	251.3
14	1'38.854	32.419	15.298	28.260	22.877	252.5
15	1'39.162	32.435	15.448	28.419	22.860	250.9
16	1'38.907	32.457	15.324	28.315	22.811	248.9
17	1'53.510 P	37.360	15.622	29.066	31.462	251.3
18	6'44.678	5'36.802	15.749	29.018	23.109	248.9
19	1'39.040	32.524	15.374	28.303	22.839	250.9
20	1'38.933	32.504	15.373	28.182	22.874	252.7
21	1'48.596	38.778	15.847	30.455	23.516	242.0
22	1'38.973	32.530	15.379	28.288	22.776	251.3
23	1'38.773	32.412	15.375	28.272	22.714	250.6
24	1'38.593	32.376	15.251	28.295	22.671	252.3

20th 11 Sandro CORTESE Dynavolt Intact GP GER
Runs=3 Total laps=20 Full laps=15

1	2'07.194	53.533	16.787	31.453	25.421	247.3
2	1'41.594	33.808	15.790	28.859	23.137	257.5
3	1'39.316	32.782	15.347	28.473	22.714	260.0
4	1'39.305	32.598	15.260	28.354	23.093	259.0
5	1'48.630	37.493	15.705	28.621	26.811	256.4
6	1'39.357	32.700	15.277	28.418	22.962	257.5
7	1'48.820 P	34.050	15.642	29.146	29.982	256.7
8	8'43.011	7'35.207	15.627	28.871	23.306	252.2
9	1'47.318	33.027	16.899	32.752	24.640	252.2
10	1'39.653	32.931	15.317	28.458	22.947	255.3
11	1'42.400	32.858	15.299	31.189	23.054	255.1
12	1'38.948	32.559	15.239	28.340	22.810	253.9
13	1'39.460	32.746	15.352	28.443	22.919	257.4
14	1'39.532	32.943	15.325	28.293	22.971	255.3
15	1'47.730 P	33.373	15.588	29.081	29.688	253.6
16	5'40.492	4'33.357	15.443	28.692	23.000	255.5

Fastest Lap: Tito RABAT EG 0,0 Marc VDS SPA 1'37.287 31.985 15.010 27.790 22.502

These data/results cannot be reproduced, stored and/or transmitted in whole or in part by any manner of electronic, mechanical, photocopying, recording, broadcasting or otherwise now known or herein after developed without the previous express consent by the copyright owner, except for reproduction in daily press and regular printed publications on sale to the public within 60 days of the event related to those data/results and always provided that copyright symbol appears together as follows below.
© DORNA, 2015



Free Practice Nr. 3

Moto2

Lap	Lap Time	T1	T2	T3	T4	Speed	Lap	Lap Time	T1	T2	T3	T4	Speed
17	1'38.644	32.493	15.221	28.169	22.761	254.5	10	1'40.295	32.985	15.465	28.699	23.146	248.4
18	1'43.148	32.479	15.229	30.274	25.166	256.1	11	1'40.294	32.865	15.427	28.705	23.297	250.1
19	1'38.873	32.493	15.287	28.157	22.936	256.4	12	1'52.634	37.395	18.367	32.797	24.075	234.1
20	1'38.713	32.422	15.275	28.303	22.713	255.6	13	1'39.768	32.814	15.269	28.631	23.054	251.9
21st 55 Hafizh SYAHRIN Petronas Raceline Mal MAL							14	1'39.937	32.772	15.332	28.588	23.245	251.2
Runs=3 Total laps=20 Full laps=15							15	1'40.106	32.878	15.416	28.696	23.116	250.0
1	1'44.724	36.318	16.003	29.037	23.366	245.0	16	1'50.108 P	34.560	15.595	29.285	30.668	250.5
2	1'39.461	33.000	15.329	28.301	22.831	253.5	17	6'05.184	4'50.498	15.772	35.375	23.539	246.1
3	1'39.041	32.701	15.293	28.244	22.803	254.1	18	1'39.319	32.873	15.269	28.323	22.854	252.5
4	1'38.846	32.591	15.212	28.260	22.783	254.7	19	1'41.905	33.969	15.548	29.360	23.028	248.9
5	1'39.025	32.457	15.250	28.447	22.871	252.8	20	1'39.153	32.675	15.281	28.305	22.892	251.9
6	2'08.049 P	45.905	16.779	31.032	34.333	238.6	21	1'39.141	32.769	15.212	28.305	22.855	256.1
7	9'25.167	8'10.845	18.663	32.627	23.032	205.6	24th 88 Ricard CARDUS Tech 3 SPA						
8	1'39.046	32.667	15.349	28.253	22.777	248.1	Runs=2 Total laps=22 Full laps=19						
9	1'39.576	32.591	15.280	28.211	23.494	249.7	1	1'44.124	34.830	16.027	29.655	23.612	249.5
10	1'51.024	39.446	16.039	32.535	23.004	243.0	2	1'40.381	33.260	15.474	28.618	23.029	253.4
11	1'49.324 P	32.577	15.348	28.664	32.735	250.6	3	1'39.386	32.901	15.289	28.327	22.869	254.8
12	4'38.380	3'28.584	16.261	30.602	22.933	243.1	4	1'40.833	33.026	16.089	28.762	22.956	256.4
13	1'39.217	32.877	15.307	28.262	22.771	249.5	5	1'39.399	32.638	15.257	28.427	23.077	256.1
14	1'44.313	37.614	15.378	28.415	22.906	250.2	6	1'39.205	32.641	15.309	28.299	22.956	253.7
15	1'56.319	32.773	17.191	42.945	23.410	228.1	7	1'39.310	32.564	15.293	28.468	22.985	254.7
16	1'49.905	39.842	15.871	31.295	22.897	243.2	8	1'57.613 P	36.310	18.366	29.899	33.038	176.7
17	1'38.667	32.501	15.222	28.229	22.715	254.5	9	10'15.123	9'06.136	16.006	29.193	23.788	252.3
18	1'51.451	32.576	15.315	35.224	28.336	253.6	10	1'42.705	33.232	15.553	30.672	23.248	249.3
19	1'47.038	36.470	16.652	30.796	23.120	232.1	11	1'40.708	33.082	15.460	28.582	23.584	251.6
20	1'49.941	38.238	15.367	30.756	25.580	251.3	12	1'40.192	32.966	15.551	28.423	23.252	252.8
22nd 25 Azlan SHAH IDEMITSU Honda Tea MAL							13	1'39.541	32.597	15.326	28.432	23.186	251.8
Runs=3 Total laps=21 Full laps=16							14	1'42.870	34.953	16.184	28.649	23.084	234.8
1	1'46.961	36.898	16.216	29.691	24.156	250.9	15	1'39.325	32.793	15.255	28.399	22.878	255.1
2	1'49.017	33.696	15.434	30.453	29.434	251.4	16	1'39.226	32.622	15.265	28.403	22.936	253.4
3	1'46.757	33.245	15.427	34.350	23.735	251.4	17	1'53.642	34.377	15.891	33.808	29.566	253.1
4	1'40.790	33.161	15.537	28.801	23.291	250.7	18	1'40.038	32.793	15.474	28.516	23.255	252.0
5	1'39.992	32.881	15.402	28.542	23.167	251.9	19	1'42.579	33.145	15.488	28.592	25.354	253.8
6	1'40.145	32.978	15.372	28.584	23.211	250.9	20	1'40.952	33.338	15.511	28.854	23.249	254.2
7	1'39.631	32.836	15.259	28.570	22.966	253.5	21	1'40.088	32.750	15.478	28.711	23.149	252.2
8	1'39.652	32.723	15.217	28.676	23.036	252.2	22	1'40.247	33.056	15.420	28.781	22.990	253.3
9	1'51.526 P	35.350	15.933	29.430	30.813	252.2	25th 23 Marcel SCHROTTE Tech 3 GER						
10	7'45.488	6'37.634	15.293	29.012	23.549	253.6	Runs=3 Total laps=19 Full laps=14						
11	1'40.440	33.167	15.233	28.744	23.296	250.5	1	2'28.282	1'18.875	16.372	29.509	23.526	246.6
12	1'39.407	32.670	15.214	28.469	23.054	250.3	2	1'41.486	33.354	15.975	28.950	23.207	246.6
13	1'39.729	32.730	15.160	28.516	23.323	250.9	3	1'40.358	33.080	15.461	28.593	23.224	248.5
14	1'48.362 P	34.040	15.558	28.653	30.111	250.1	4	1'40.296	32.923	15.479	28.527	23.367	248.2
15	5'26.479	4'16.540	15.915	30.185	23.839	249.1	5	1'40.617	33.056	15.613	28.650	23.298	247.7
16	1'40.040	33.000	15.442	28.524	23.074	250.9	6	1'40.381	33.010	15.509	28.648	23.214	250.1
17	1'40.165	32.810	15.282	28.944	23.129	252.1	7	1'46.934 P	32.907	15.510	29.705	28.812	249.7
18	1'39.022	32.796	15.105	28.360	22.761	253.5	8	12'29.049	11'17.545	16.822	31.186	23.496	224.8
19	1'39.511	32.901	15.258	28.442	22.910	252.3	9	1'40.711	33.445	15.524	28.776	22.966	244.6
20	1'39.694	32.976	15.350	28.434	22.934	254.0	10	1'40.267	33.189	15.474	28.601	23.003	248.6
21	1'39.754	32.958	15.261	28.595	22.940	251.5	11	1'39.951	32.932	15.493	28.553	22.973	248.2
23rd 96 Louis ROSSI Tasca Racing Scuderi FRA							12	1'39.905	32.837	15.499	28.548	23.021	251.6
Runs=3 Total laps=21 Full laps=16							13	1'39.993	32.859	15.538	28.597	22.999	249.8
1	2'16.675	1'07.601	15.964	29.681	23.429	244.5	14	1'43.760	34.821	16.388	29.205	23.346	239.0
2	1'41.290	33.535	15.481	28.885	23.389	249.8	15	1'44.972 P	32.709	15.371	29.124	27.768	251.1
3	1'40.391	33.180	15.365	28.762	23.084	257.2	16	4'37.429	3'29.679	15.850	28.875	23.025	249.3
4	1'40.371	33.189	15.350	28.678	23.154	251.1	17	1'39.803	32.786	15.563	28.525	22.929	247.8
5	1'40.491	33.088	15.393	28.829	23.181	253.9	18	1'39.790	32.879	15.442	28.462	23.007	248.1
6	1'40.386	33.081	15.385	28.781	23.139	252.8	19	1'39.966	33.103	15.498	28.422	22.943	247.7
7	1'48.785 P	33.160	15.682	29.296	30.647	252.0	26th 66 Florian ALT E-Motion IodaRacing GER						
8	6'17.376	5'08.921	15.567	29.105	23.783	249.1	Runs=3 Total laps=22 Full laps=17						
9	1'41.177	33.255	15.604	28.853	23.465	249.2	1	1'44.617	34.594	16.049	29.797	24.177	250.7

Fastest Lap: Tito RABAT EG 0,0 Marc VDS SPA 1'37.287 31.985 15.010 27.790 22.502

These data/results cannot be reproduced, stored and/or transmitted in whole or in part by any manner of electronic, mechanical, photocopying, recording, broadcasting or otherwise now known or herein after developed without the previous express consent by the copyright owner, except for reproduction in daily press and regular printed publications on sale to the public within 60 days of the event related to those data/results and always provided that copyright symbol appears together as follows below.
© DORNA, 2015



Free Practice Nr. 3

Moto2

Lap	Lap Time	T1	T2	T3	T4	Speed	Lap	Lap Time	T1	T2	T3	T4	Speed
2	1'41.211	33.574	15.494	28.774	23.369	252.9	19	1'40.525	33.227	15.366	28.784	23.148	253.4
3	1'40.229	33.045	15.369	28.704	23.111	252.9	20	1'45.748	37.076	16.163	29.267	23.242	246.1
4	1'40.253	33.001	15.352	28.657	23.243	248.5	21	1'39.972	32.942	15.304	28.568	23.158	252.5
5	1'40.449	33.172	15.384	28.718	23.175	250.5	29th 10 Thitipong WAROKO APH PTT The Pizza S THA						
6	1'40.279	33.110	15.378	28.640	23.151	252.1	Runs=3 Total laps=21 Full laps=16						
7	1'49.210	37.176	16.334	32.223	23.477	240.0	1	1'47.057	36.560	16.315	29.693	24.489	249.4
8	1'42.534	33.102	15.436	28.664	25.332	248.7	2	1'42.172	33.744	15.554	29.023	23.851	253.0
9	1'39.996	32.933	15.343	28.653	23.067	251.0	3	1'41.814	33.299	15.805	29.065	23.645	250.6
10	1'53.820 P	35.164	19.200	29.512	29.944	136.5	4	1'40.801	33.021	15.453	28.747	23.580	247.9
11	5'42.151	4'22.705	16.190	38.701	24.555	241.6	5	1'40.516	33.016	15.410	28.634	23.456	252.6
12	1'39.945	33.030	15.494	28.395	23.026	247.5	6	1'40.801	32.925	15.503	28.902	23.471	252.2
13	1'39.875	33.097	15.330	28.527	22.921	251.3	7	1'40.779	32.979	15.405	28.914	23.481	251.5
14	1'40.131	33.015	15.381	28.602	23.133	249.0	8	1'55.183 P	33.321	15.569	29.086	37.207	251.4
15	1'40.125	32.957	15.429	28.600	23.139	248.9	9	7'07.774	5'58.876	15.951	29.268	23.679	249.1
16	1'57.460	39.707	20.930	33.591	23.232	144.4	10	1'41.573	33.524	15.702	28.726	23.621	246.0
17	1'40.598	33.161	15.534	28.709	23.194	249.0	11	1'40.176	32.816	15.449	28.532	23.379	251.6
18	1'49.206 P	35.112	15.604	29.352	29.138	247.7	12	1'40.459	32.937	15.584	28.709	23.229	248.7
19	5'59.358	4'37.014	16.647	38.155	27.542	235.6	13	1'40.219	32.787	15.404	28.679	23.349	249.9
20	1'43.111	33.354	15.547	30.569	23.641	249.4	14	1'40.269	32.708	15.584	28.603	23.374	250.7
21	1'40.932	33.221	15.497	28.903	23.311	246.9	15	1'54.171 P	33.574	15.712	29.468	35.417	246.8
22	1'41.033	33.265	15.527	28.937	23.304	249.8	16	5'25.769	4'17.015	15.876	29.052	23.826	249.9
27th 15 Ratthapark WILAIR JPMoto Malaysia THA							17	1'40.995	33.079	15.645	28.719	23.552	247.1
Runs=3 Total laps=18 Full laps=13							18	1'40.737	33.156	15.545	28.527	23.509	248.5
1	1'58.077	47.781	16.404	29.832	24.060	246.2	19	1'40.337	32.931	15.478	28.549	23.379	250.0
2	1'45.609	33.373	15.596	28.727	27.913	252.5	20	1'40.297	32.850	15.538	28.560	23.349	249.5
3	1'51.694	36.645	16.017	33.268	25.764	249.0	21	1'56.101	41.980	15.750	33.544	24.827	252.1
4	1'40.493	33.067	15.471	28.594	23.361	250.3	30th 2 Jesko RAFFIN sports-millions-EMWE SWI						
5	1'40.745	33.104	15.567	28.712	23.362	250.4	Runs=2 Total laps=20 Full laps=17						
6	1'40.431	32.897	15.448	28.643	23.443	253.5	1	2'08.046	56.188	16.710	30.125	25.023	241.3
7	1'59.114 P	39.535	17.089	30.945	31.545	242.6	2	1'41.904	33.745	15.733	29.260	23.166	252.5
8	11'34.578	10'24.379	16.287	29.874	24.038	247.7	3	1'41.212	33.327	15.390	29.322	23.173	253.8
9	1'46.580	34.562	15.708	30.545	25.765	250.2	4	1'40.721	33.132	15.333	28.925	23.331	253.9
10	1'40.965	33.542	15.470	28.672	23.281	248.7	5	1'41.631	33.613	15.646	28.750	23.622	253.1
11	1'49.779	33.075	16.578	34.696	25.430	248.9	6	1'41.048	33.221	15.418	28.860	23.549	253.2
12	1'40.787	32.798	15.595	28.936	23.458	249.7	7	1'44.103	36.037	15.815	28.881	23.370	249.4
13	1'41.433	33.324	15.605	28.978	23.526	247.9	8	1'40.653	33.183	15.322	28.789	23.359	250.1
14	1'53.189 P	34.585	16.335	32.566	29.703	249.3	9	1'40.411	33.087	15.305	28.807	23.212	252.3
15	5'41.563	4'31.152	16.871	29.272	24.268	219.7	10	1'40.429	33.071	15.323	28.865	23.170	250.8
16	1'40.110	32.873	15.339	28.701	23.197	251.8	11	1'41.355	33.718	15.516	28.908	23.213	252.1
17	1'39.899	32.689	15.425	28.646	23.139	252.1	12	1'40.304	32.948	15.357	28.824	23.175	251.1
18	1'40.365	32.733	15.441	28.799	23.392	253.1	13	1'50.134 P	33.844	15.700	29.706	30.884	251.5
28th 70 Robin MULHAUSER Technomag Racing In SWI							14	12'44.640	11'28.581	16.183	36.267	23.609	247.5
Runs=3 Total laps=21 Full laps=16							15	1'40.802	33.459	15.464	28.763	23.116	254.4
1	1'47.227	37.333	16.316	29.518	24.060	250.9	16	1'40.283	33.085	15.344	28.712	23.142	251.4
2	1'41.919	33.824	15.472	29.036	23.587	254.8	17	1'41.531	33.915	15.351	28.839	23.426	251.9
3	1'52.203	43.394	15.743	29.698	23.368	252.1	18	1'40.406	33.064	15.354	28.802	23.186	252.7
4	1'40.786	33.224	15.465	28.672	23.425	252.6	19	1'40.472	33.196	15.321	28.844	23.111	252.2
5	1'40.518	33.034	15.453	28.695	23.336	251.0	20	1'43.091	33.420	15.610	30.932	23.129	250.8
6	1'48.811 P	33.959	16.159	28.956	29.737	243.8	31st 13 Jasper IWEMA Abbink GP NED						
7	5'59.118	4'50.581	15.790	29.099	23.648	248.8	Runs=4 Total laps=14 Full laps=7						
8	1'40.911	33.384	15.573	28.679	23.275	249.5	1	1'58.821	48.074	16.498	30.354	23.895	251.5
9	1'40.324	33.020	15.461	28.585	23.258	251.2	2	1'42.596	33.789	15.608	29.530	23.669	256.7
10	1'40.266	32.866	15.522	28.597	23.281	248.7	3	1'42.366	33.518	15.640	29.563	23.645	257.2
11	1'40.814	33.006	15.395	28.730	23.683	251.8	4	1'41.930	33.448	15.594	29.352	23.536	257.2
12	1'40.336	33.067	15.398	28.652	23.219	254.1	5	2'07.533 P	33.466	15.495	45.135	33.437	256.8
13	1'52.569	38.487	17.864	32.747	23.471	205.7	6	7'35.450	6'26.066	15.533	29.256	24.595	255.0
14	1'40.277	32.880	15.343	28.716	23.338	251.3	7	1'47.419 P	33.766	15.397	29.321	28.935	257.8
15	1'48.862 P	35.862	15.447	28.897	28.656	248.9	8	11'20.610	10'11.544	15.554	29.890	23.622	253.9
16	7'16.346	6'05.308	15.780	30.092	25.166	250.0	9	1'41.517	33.469	15.481	29.018	23.549	255.1
17	1'40.677	33.286	15.512	28.663	23.216	250.3	10	1'51.647	39.787	17.814	30.391	23.655	237.4
18	1'50.603	36.371	15.459	29.981	28.792	253.5							

Fastest Lap: Tito RABAT EG 0,0 Marc VDS SPA 1'37.287 31.985 15.010 27.790 22.502

These data/results cannot be reproduced, stored and/or transmitted in whole or in part by any manner of electronic, mechanical, photocopying, recording, broadcasting or otherwise now known or herein after developed without the previous express consent by the copyright owner, except for reproduction in daily press and regular printed publications on sale to the public within 60 days of the event related to those data/results and always provided that copyright symbol appears together as follows below.
© DORNA, 2015



Free Practice Nr. 3

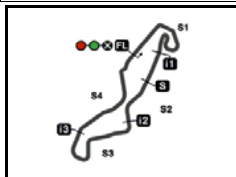
Moto2

Lap	Lap Time	T1	T2	T3	T4	Speed	Lap	Lap Time	T1	T2	T3	T4	Speed
11	1'42.688	33.496	15.550	30.172	23.470	258.0							
12	1'41.069	33.164	15.366	29.022	23.517	257.4							
13	1'57.905 P	33.483	16.291	37.184	30.947	257.5							
14	7'03.880	5'16.704	17.820	1'05.587	23.769	202.8							

Fastest Lap: Tito RABAT	EG 0.0 Marc VDS	SPA	1'37.287	31.985	15.010	27.790	22.502
--------------------------------	-----------------	-----	-----------------	--------	--------	--------	--------

These data/results cannot be reproduced, stored and/or transmitted in whole or in part by any manner of electronic, mechanical, photocopying, recording, broadcasting or otherwise now known or herein after developed without the previous express consent by the copyright owner, except for reproduction in daily press and regular printed publications on sale to the public within 60 days of the event related to those data/results and always provided that copyright symbol appears together as follows below.
© DORNA, 2015





4542 m.

MOTUL TT ASSEN

Free Practice Nr. 3

Best Partial Times

Moto2


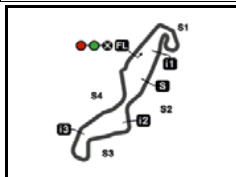
IT Ideal Lap Time, sum of the best partial times*BT* Best Lap Time

<i>T1</i>		<i>T2</i>		<i>T3</i>		<i>T4</i>				<i>IT</i>	<i>BT</i>	
<i>Pos</i>	<i>Rider</i>	<i>Time</i>	<i>Rider</i>	<i>Time</i>	<i>Rider</i>	<i>Time</i>	<i>Rider</i>	<i>Time</i>	<i>Pos</i>	<i>Rider</i>		
1	T.RABAT	31.862	S.LOWES	14.994	T.RABAT	27.729	T.RABAT	22.363	1	T.RABAT	1'36.949	1'37.287 (1)
2	J.ZARCO	32.046	T.RABAT	14.995	X.SIMEON	27.888	X.SIMEON	22.417	2	X.SIMEON	1'37.515	1'37.515 (2)
3	T.LUTHI	32.113	J.FOLGER	15.021	L.SALOM	27.914	S.LOWES	22.447	3	J.ZARCO	1'37.534	1'37.751 (3)
4	X.SIMEON	32.150	J.ZARCO	15.050	J.ZARCO	27.949	S.CORSI	22.473	4	S.LOWES	1'37.724	1'37.901 (6)
5	S.CORSI	32.205	A.PONS	15.053	T.LUTHI	27.999	L.SALOM	22.473	5	T.LUTHI	1'37.751	1'37.871 (5)
6	J.FOLGER	32.211	J.SIMON	15.056	J.FOLGER	28.008	R.KRUMMENAC	22.487	6	S.CORSI	1'37.806	1'37.861 (4)
7	S.LOWES	32.254	A.RINS	15.059	A.MARQUEZ	28.013	J.ZARCO	22.489	7	J.FOLGER	1'37.820	1'37.921 (7)
8	A.RINS	32.256	X.SIMEON	15.060	S.CORSI	28.028	T.LUTHI	22.539	8	L.SALOM	1'37.908	1'38.039 (8)
9	T.NAKAGAMI	32.282	M.KALLIO	15.065	S.LOWES	28.029	J.FOLGER	22.580	9	A.MARQUEZ	1'38.049	1'38.289 (12)
10	A.WEST	32.290	A.MARQUEZ	15.070	A.RINS	28.059	A.PONS	22.585	10	R.KRUMMENAC	1'38.075	1'38.218 (11)
11	D.AEGERTER	32.302	F.MORBIDELLI	15.085	R.KRUMMENACH	28.066	A.WEST	22.600	11	A.RINS	1'38.076	1'38.175 (9)
12	F.MORBIDELLI	32.307	T.NAKAGAMI	15.095	T.NAKAGAMI	28.089	M.KALLIO	22.619	12	A.PONS	1'38.141	1'38.473 (16)
13	A.MARQUEZ	32.316	D.AEGERTER	15.097	A.WEST	28.141	D.AEGERTER	22.642	13	T.NAKAGAMI	1'38.154	1'38.189 (10)
14	A.PONS	32.339	S.CORSI	15.100	F.MORBIDELLI	28.144	A.MARQUEZ	22.650	14	A.WEST	1'38.202	1'38.308 (13)
15	L.SALOM	32.344	T.LUTHI	15.100	S.CORTESE	28.157	J.SIMON	22.669	15	D.AEGERTER	1'38.212	1'38.309 (14)
16	M.KALLIO	32.352	A.SHAH	15.105	A.PONS	28.164	L.BALDASSARRI	22.671	16	M.KALLIO	1'38.216	1'38.453 (15)
17	L.BALDASSARRI	32.376	R.KRUMMENACH	15.113	D.AEGERTER	28.171	T.NAKAGAMI	22.688	17	F.MORBIDELLI	1'38.272	1'38.520 (17)
18	J.SIMON	32.399	A.WEST	15.171	M.KALLIO	28.180	A.RINS	22.702	18	J.SIMON	1'38.325	1'38.568 (18)
19	R.KRUMMENACH	32.409	L.SALOM	15.177	L.BALDASSARRI	28.182	S.CORTESE	22.713	19	L.BALDASSARRI	1'38.480	1'38.593 (19)
20	S.CORTESE	32.422	H.SYHRIN	15.212	J.SIMON	28.201	H.SYHRIN	22.715	20	S.CORTESE	1'38.513	1'38.644 (20)
21	H.SYHRIN	32.457	L.ROSSI	15.212	H.SYHRIN	28.211	F.MORBIDELLI	22.736	21	H.SYHRIN	1'38.595	1'38.667 (21)
22	R.CARDUS	32.564	S.CORTESE	15.221	R.CARDUS	28.299	A.SHAH	22.761	22	A.SHAH	1'38.896	1'39.022 (22)
23	A.SHAH	32.670	L.BALDASSARRI	15.251	L.ROSSI	28.305	L.ROSSI	22.854	23	R.CARDUS	1'38.987	1'39.205 (24)
24	L.ROSSI	32.675	R.CARDUS	15.255	A.SHAH	28.360	R.CARDUS	22.869	24	L.ROSSI	1'39.046	1'39.141 (23)

These data/results cannot be reproduced, stored and/or transmitted in whole or in part by any manner of electronic, mechanical, photocopying, recording, broadcasting or otherwise now known or herein after developed without the previous express consent by the copyright owner, except for reproduction in daily press and regular printed publications on sale to the public within 60 days of the event related to those data/results and always provided that copyright symbol appears together as follows below.
© DORNA, 2015



TT Circuit Assen

Results and timing service provided by  TISSOT

4542 m.

MOTUL TT ASSEN

Free Practice Nr. 3

Best Partial Times

Moto2

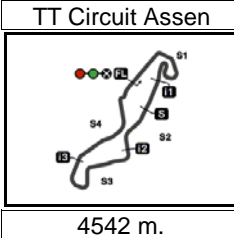
IT Ideal Lap Time, sum of the best partial times*BT* Best Lap Time

<i>T1</i>		<i>T2</i>		<i>T3</i>		<i>T4</i>				<i>IT</i>	<i>BT</i>	
<i>Pos</i>	<i>Rider</i>	<i>Time</i>	<i>Rider</i>	<i>Time</i>	<i>Rider</i>	<i>Time</i>	<i>Rider</i>	<i>Time</i>	<i>Pos</i>	<i>Rider</i>	<i>IT</i>	<i>BT</i>
25	R.WILAIROT	32.689	R.MULHAUSER	15.304	F.ALT	28.395	F.ALT	22.921	25	M.SCHROTTE	1'39.431	1'39.790 (25)
26	T.WAROKORN	32.708	J.RAFFIN	15.305	M.SCHROTTER	28.422	M.SCHROTTER	22.929	26	F.ALT	1'39.579	1'39.875 (26)
27	M.SCHROTTER	32.709	F.ALT	15.330	T.WAROKORN	28.527	J.RAFFIN	23.111	27	R.WILAIROT	1'39.761	1'39.899 (27)
28	R.MULHAUSER	32.866	R.WILAIROT	15.339	R.MULHAUSER	28.568	R.WILAIROT	23.139	28	T.WAROKORN	1'39.868	1'40.176 (29)
29	F.ALT	32.933	J.IWEMA	15.366	R.WILAIROT	28.594	R.MULHAUSER	23.148	29	R.MULHAUSE	1'39.886	1'39.972 (28)
30	J.RAFFIN	32.948	M.SCHROTTER	15.371	J.RAFFIN	28.712	T.WAROKORN	23.229	30	J.RAFFIN	1'40.076	1'40.283 (30)
31	J.IWEMA	33.164	T.WAROKORN	15.404	J.IWEMA	29.018	J.IWEMA	23.470	31	J.IWEMA	1'41.018	1'41.069 (31)

These data/results cannot be reproduced, stored and/or transmitted in whole or in part by any manner of electronic, mechanical, photocopying, recording, broadcasting or otherwise now known or herein after developed without the previous express consent by the copyright owner, except for reproduction in daily press and regular printed publications on sale to the public within 60 days of the event related to those data/results and always provided that copyright symbol appears together as follows below.
© DORNA, 2015

Official MotoGP Timing by **TISSOT**
www.motogp.com






MOTUL TT ASSEN

Free Practice Nr. 3

Fastest Laps Sequence

4542 m.

<i>Practice Time</i>	 <i>Rider</i>	<i>Nation</i>	<i>Motorcycle</i>	<i>Time</i>	<i>Km/h</i>	<i>Rider's Lap</i>
3'23.362	1 Tito RABAT	SPA	KALEX	1'39.911	163.6	2
3'23.563	77 Dominique AEGERTER	SWI	KALEX	1'39.327	164.6	2
4'32.546	22 Sam LOWES	GBR	SPEED UP	1'39.245	164.7	2
5'02.289	1 Tito RABAT	SPA	KALEX	1'38.927	165.2	3
5'29.785	94 Jonas FOLGER	GER	KALEX	1'38.738	165.6	3
5'36.501	3 Simone CORSI	ITA	KALEX	1'38.477	166.0	3
6'40.607	1 Tito RABAT	SPA	KALEX	1'38.318	166.3	4
7'08.017	94 Jonas FOLGER	GER	KALEX	1'38.232	166.4	4
8'18.817	1 Tito RABAT	SPA	KALEX	1'38.210	166.4	5
9'56.937	1 Tito RABAT	SPA	KALEX	1'38.120	166.6	6
14'16.573	94 Jonas FOLGER	GER	KALEX	1'38.109	166.6	8
19'03.207	1 Tito RABAT	SPA	KALEX	1'37.682	167.3	10
20'40.634	1 Tito RABAT	SPA	KALEX	1'37.427	167.8	11
23'55.504	1 Tito RABAT	SPA	KALEX	1'37.351	167.9	13
30'25.653	1 Tito RABAT	SPA	KALEX	1'37.350	167.9	17
32'02.955	1 Tito RABAT	SPA	KALEX	1'37.302	168.0	18
45'03.206	1 Tito RABAT	SPA	KALEX	1'37.287	168.0	26

These data/results cannot be reproduced, stored and/or transmitted in whole or in part by any manner of electronic, mechanical, photocopying, recording, broadcasting or otherwise now known or herein after developed without the previous express consent by the copyright owner, except for reproduction in daily press and regular printed publications on sale to the public within 60 days of the event related to those data/results and always provided that copyright symbol appears together as follows below.

© DORNA, 2015

