


4542 m.

MOTUL TT ASSEN

Free Practice Nr. 3

Classification

10

	Rider	Nation	Team	Motorcycle	Time	Lap	Total	Gap	Top Speed
1	52 Danny KENT	GBR	Leopard Racing	HONDA	1'41.588	14	16		215.0
2	5 Romano FENATI	ITA	SKY Racing Team VR46	KTM	1'41.656	15	15	0.068 0.068	216.8
3	9 Jorge NAVARRO	SPA	Estrella Galicia 0,0	HONDA	1'41.901	18	18	0.313 0.245	218.7
4	10 Alexis MASBOU	FRA	SAXOPRINT RTG	HONDA	1'42.244	15	16	0.656 0.343	220.2
5	7 Efren VAZQUEZ	SPA	Leopard Racing	HONDA	1'42.295	17	17	0.707 0.051	219.6
6	20 Fabio QUARTARARO	FRA	Estrella Galicia 0,0	HONDA	1'42.327	9	18	0.739 0.032	216.5
7	98 Karel HANIKA	CZE	Red Bull KTM Ajo	KTM	1'42.513	14	17	0.925 0.186	216.7
8	31 Niklas AJO	FIN	RBA Racing Team	KTM	1'42.551	15	17	0.963 0.038	214.2
9	44 Miguel OLIVEIRA	POR	Red Bull KTM Ajo	KTM	1'42.602	11	14	1.014 0.051	217.6
10	88 Jorge MARTIN	SPA	MAPFRE Team MAHINDRA	MAHINDRA	1'42.645	9	11	1.057 0.043	215.0
11	65 Philipp OETTL	GER	Schedl GP Racing	KTM	1'42.670	14	19	1.082 0.025	214.6
12	21 Francesco BAGNAIA	ITA	MAPFRE Team MAHINDRA	MAHINDRA	1'42.690	14	16	1.102 0.020	210.6
13	23 Niccolò ANTONELLI	ITA	Ongetta-Rivacold	HONDA	1'42.718	17	18	1.130 0.028	217.4
14	17 John MCPHEE	GBR	SAXOPRINT RTG	HONDA	1'42.723	13	15	1.135 0.005	217.6
15	33 Enea BASTIANINI	ITA	Gresini Racing Team Moto3	HONDA	1'42.752	15	17	1.164 0.029	216.8
16	41 Brad BINDER	RSA	Red Bull KTM Ajo	KTM	1'42.770	16	17	1.182 0.018	216.6
17	6 Maria HERRERA	SPA	Husqvarna Factory Laglisse	HUSQVARNA	1'43.046	15	18	1.458 0.276	217.2
18	32 Isaac VIÑALES	SPA	Husqvarna Factory Laglisse	HUSQVARNA	1'43.053	18	18	1.465 0.007	214.2
19	84 Jakub KORNFEIL	CZE	Drive M7 SIC	KTM	1'43.120	17	17	1.532 0.067	218.1
20	58 Juanfran GUEVARA	SPA	MAPFRE Team MAHINDRA	MAHINDRA	1'43.139	15	18	1.551 0.019	216.8
21	11 Livio LOI	BEL	RW Racing GP	HONDA	1'43.200	18	18	1.612 0.061	218.0
22	16 Andrea MIGNO	ITA	SKY Racing Team VR46	KTM	1'43.216	17	17	1.628 0.016	215.8
23	55 Andrea LOCATELLI	ITA	Gresini Racing Team Moto3	HONDA	1'43.470	13	15	1.882 0.254	217.9
24	19 Alessandro TONUCCI	ITA	Outox Reset Drink Team	MAHINDRA	1'43.480	13	16	1.892 0.010	212.5
25	76 Hiroki ONO	JPN	Leopard Racing	HONDA	1'43.569	4	18	1.981 0.089	220.9
26	63 Zulfahmi KHAIRUDDIN	MAL	Drive M7 SIC	KTM	1'43.639	17	17	2.051 0.070	215.4
27	91 Gabriel RODRIGO	ARG	RBA Racing Team	KTM	1'43.678	13	16	2.090 0.039	213.9
28	40 Darryn BINDER	RSA	Outox Reset Drink Team	MAHINDRA	1'43.722	12	15	2.134 0.044	215.2
29	29 Stefano MANZI	ITA	San Carlo Team Italia	MAHINDRA	1'43.768	14	17	2.180 0.046	214.5
30	95 Jules DANILO	FRA	Ongetta-Rivacold	HONDA	1'43.814	13	16	2.226 0.046	217.0
31	2 Remy GARDNER	AUS	CIP	MAHINDRA	1'43.842	13	15	2.254 0.028	212.0
32	22 Ana CARRASCO	SPA	RBA Racing Team	KTM	1'43.975	17	19	2.387 0.133	214.0
33	24 Tatsuki SUZUKI	JPN	CIP	MAHINDRA	1'44.228	12	14	2.640 0.253	213.1
34	12 Matteo FERRARI	ITA	San Carlo Team Italia	MAHINDRA	1'44.684	16	16	3.096 0.456	208.4
35	25 Jorel BOERBOOM	NED	FPW Racing	KALEX KTM	1'47.257	4	16	5.669 2.573	211.5
36	86 Kevin HANUS	GER	Team Hanusch	HONDA	1'47.849	16	16	6.261 0.592	197.9

Practice condition: Dry

Air: 16°

Humidity: 85%

Ground: 21°

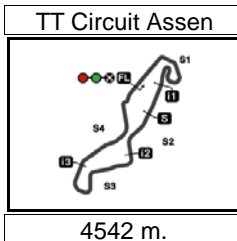
Fastest Lap:	Lap: 14	Danny KENT	1'41.588	160.9 Km/h
Circuit Record Lap:	2014	Romano FENATI	1'42.914	158.8 Km/h
Circuit Best Lap:	2015	Danny KENT	1'41.588	160.9 Km/h

The results are provisional until the end of the limit for protest and appeals.

Time limit for protest expires 30' after publication of the results - Mr. Time:

These data/results cannot be reproduced, stored and/or transmitted in whole or in part by any manner of electronic, mechanical, photocopying, recording, broadcasting or otherwise now known or herein after developed without the previous express consent by the copyright owner, except for reproduction in daily press and regular printed publications on sale to the public within 60 days of the event related to those data/results and always provided that copyright symbol appears together as follows below.

© DORNA, 2015




MOTUL TT ASSEN

Free Practice Nr. 3

Combined Free Practice Times

11

	Rider	Nation	Team	MOTORCYCLE	FP1	FP2	FP3	Gap	
1	52 D.KENT	GBR	Leopard Racing	HONDA	1'42.362	16	1'41.860	14	
2	5 R.FENATI	ITA	SKY Racing Team VR46	KTM	1'42.987	15	1'42.137	15	0.068 0.068
3	9 J.NAVARRO	SPA	Estrella Galicia 0,0	HONDA	1'43.068	18	1'42.286	18	0.313 0.245
4	10 A.MASBOU	FRA	SAXOPRINT RTG	HONDA	1'43.701	18	1'43.082	13	0.656 0.343
5	7 E.VAZQUEZ	SPA	Leopard Racing	HONDA	1'43.203	18	1'42.660	16	0.707 0.051
6	20 F.QUARTARARO	FRA	Estrella Galicia 0,0	HONDA	1'43.203	17	1'42.552	14	0.739 0.032
7	98 K.HANIKA	CZE	Red Bull KTM Ajo	KTM	1'43.827	16	1'42.553	13	0.925 0.186
8	31 N.AJO	FIN	RBA Racing Team	KTM	1'44.092	11	1'43.041	14	0.963 0.038
9	44 M.OLIVEIRA	POR	Red Bull KTM Ajo	KTM	1'43.276	16	1'43.008	15	1.014 0.051
10	23 N.ANTONELLI	ITA	Ongetta-Rivacold	HONDA	1'43.968	16	1'42.613	14	1.025 0.011
11	88 J.MARTIN	SPA	MAPFRE Team MAHINDRA	MAHINDRA	1'43.869	15	1'43.506	15	1.057 0.032
12	65 P.OETTL	GER	Schedl GP Racing	KTM	1'44.228	17	1'43.222	19	1.082 0.025
13	21 F.BAGNAIA	ITA	MAPFRE Team MAHINDRA	MAHINDRA	1'44.358	11	1'43.519	9	1.102 0.020
14	17 J.MCPHEE	GBR	SAXOPRINT RTG	HONDA	1'43.629	16	1'42.857	15	1.135 0.033
15	33 E.BASTIANINI	ITA	Gresini Racing Team Moto3	HONDA	1'43.255	16	1'42.957	16	1.164 0.029
16	41 B.BINDER	RSA	Red Bull KTM Ajo	KTM	1'43.777	17	1'43.969	12	1.182 0.018
17	6 M.HERRERA	SPA	Husqvarna Factory Laglisse	HUSQVARNA	1'44.926	18	1'43.583	18	1.458 0.276
18	32 I.VIÑALES	SPA	Husqvarna Factory Laglisse	HUSQVARNA	1'44.150	16	1'43.357	16	1.465 0.007
19	76 H.ONO	JPN	Leopard Racing	HONDA	1'44.725	15	1'43.099	17	1.511 0.046
20	84 J.KORNFEIL	CZE	Drive M7 SIC	KTM	1'43.998	18	1'43.690	17	1.532 0.021
21	58 J.GUEVARA	SPA	MAPFRE Team MAHINDRA	MAHINDRA	1'44.067	15	1'43.667	15	1.551 0.019
22	11 L.LOI	BEL	RW Racing GP	HONDA	1'43.954	19	1'43.349	16	1.612 0.061
23	16 A.MIGNO	ITA	SKY Racing Team VR46	KTM	1'45.146	7	1'44.898	14	1.628 0.016
24	19 A.TONUCCI	ITA	Otox Reset Drink Team	MAHINDRA	1'45.091	7	1'43.419	14	1.831 0.203
25	55 A.LOCATELLI	ITA	Gresini Racing Team Moto3	HONDA	1'43.615	16	1'44.133	3	1.882 0.051
26	95 J.DANILO	FRA	Ongetta-Rivacold	HONDA	1'44.938	14	1'43.549	14	1.961 0.079
27	63 Z.KHAIRUDDIN	MAL	Drive M7 SIC	KTM	1'44.909	16	1'44.186	16	2.051 0.090
28	91 G.RODRIGO	ARG	RBA Racing Team	KTM	1'45.919	14	1'44.533	17	2.090 0.039
29	29 S.MANZI	ITA	San Carlo Team Italia	MAHINDRA	1'46.234	15	1'43.686	17	2.098 0.008
30	40 D.BINDER	RSA	Otox Reset Drink Team	MAHINDRA	1'45.828	17	1'44.591	15	2.134 0.036
31	2 R.GARDNER	AUS	CIP	MAHINDRA	1'44.800	17	1'43.730	11	2.142 0.008
32	22 A.CARRASCO	SPA	RBA Racing Team	KTM	1'45.189	18	1'44.519	16	2.387 0.245
33	24 T.SUZUKI	JPN	CIP	MAHINDRA	1'46.176	13	1'44.745	14	2.640 0.253
34	12 M.FERRARI	ITA	San Carlo Team Italia	MAHINDRA	1'46.144	5	1'44.684	16	3.096 0.456
35	25 J.BOERBOOM	NED	FPW Racing	KALEX KTM	1'48.022	5	1'48.025	10	5.669 2.573
36	86 K.HANUS	GER	Team Hanusch	HONDA	1'49.160	16	1'47.927	18	6.261 0.592

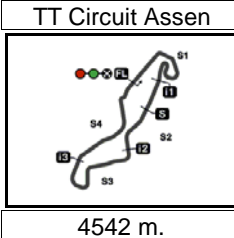
Pole Position Record:	2014	Jack MILLER	1'42.240	159.9 Km/h
Circuit Record Lap:	2014	Romano FENATI	1'42.914	158.8 Km/h
Circuit Best Lap:	2015	Danny KENT	1'41.588	160.9 Km/h

The results are provisional until the end of the limit for protest and appeals.

Time limit for protest expires 60' after publication of the results - Mr. Time:

These data/results cannot be reproduced, stored and/or transmitted in whole or in part by any manner of electronic, mechanical, photocopying, recording, broadcasting or otherwise now known or herein after developed without the previous express consent by the copyright owner, except for reproduction in daily press and regular printed publications on sale to the public within 60 days of the event related to those data/results and always provided that copyright symbol appears together as follows below.

© DORNA, 2015



MOTUL TT ASSEN

Free Practice Nr. 3

Top Speed & Average

12



Rider	Nation	Motorcycle	Top 5 speeds					Average	Top
76 Hiroki ONO	JPN	HONDA	220.9	218.8	218.6	218.3	217.2	218.8	220.9
10 Alexis MASBOU	FRA	HONDA	220.2	216.9	215.6	215.4	214.1	216.4	220.2
7 Efren VAZQUEZ	SPA	HONDA	219.6	216.5	216.4	216.0	215.7	216.8	219.6
9 Jorge NAVARRO	SPA	HONDA	218.7	216.0	215.8	215.0	214.2	215.9	218.7
84 Jakub KORNFEIL	CZE	KTM	218.1	217.3	215.0	214.2	214.2	215.8	218.1
11 Livio LOI	BEL	HONDA	218.0	217.2	217.1	216.4	215.2	216.8	218.0
55 Andrea LOCATELLI	ITA	HONDA	217.9	216.0	215.3	214.6	214.0	215.6	217.9
44 Miguel OLIVEIRA	POR	KTM	217.6	216.6	213.8	211.7	210.6	214.1	217.6
17 John MCPHEE	GBR	HONDA	217.6	215.2	214.9	214.3	214.0	215.2	217.6
23 Niccolò ANTONELLI	ITA	HONDA	217.4	215.4	214.3	212.8	212.6	214.5	217.4
6 Maria HERRERA	SPA	HUSQVARNA	217.2	214.6	214.5	214.1	213.8	214.8	217.2
95 Jules DANILO	FRA	HONDA	217.0	213.9	213.3	212.6	211.7	213.7	217.0
33 Enea BASTIANINI	ITA	HONDA	216.8	216.6	216.6	215.6	215.3	216.2	216.8
5 Romano FENATI	ITA	KTM	216.8	216.3	213.3	213.1	213.1	214.5	216.8
58 Juanfran GUEVARA	SPA	MAHINDRA	216.8	216.4	216.2	215.2	213.6	215.6	216.8
98 Karel HANIKA	CZE	KTM	216.7	216.0	214.1	212.8	212.6	214.4	216.7
41 Brad BINDER	RSA	KTM	216.6	216.1	214.6	214.6	214.4	215.3	216.6
20 Fabio QUARTARARO	FRA	HONDA	216.5	213.4	213.1	212.6	212.3	213.6	216.5
16 Andrea MIGNO	ITA	KTM	215.8	214.9	214.8	214.1	213.6	214.6	215.8
63 Zulfahmi KHAIRUDDIN	MAL	KTM	215.4	215.4	214.2	212.4	212.3	213.7	215.4
40 Darryn BINDER	RSA	MAHINDRA	215.2	214.0	213.9	213.9	213.2	214.0	215.2
52 Danny KENT	GBR	HONDA	215.0	214.5	214.4	213.9	212.4	214.0	215.0
88 Jorge MARTIN	SPA	MAHINDRA	215.0	210.6	210.6	209.9	208.4	210.9	215.0
65 Philipp OETTL	GER	KTM	214.6	214.2	212.1	212.0	212.0	213.0	214.6
29 Stefano MANZI	ITA	MAHINDRA	214.5	214.2	213.4	212.7	212.5	213.5	214.5
31 Niklas AJO	FIN	KTM	214.2	214.2	212.6	212.0	211.1	212.5	214.2
32 Isaac VIÑALES	SPA	HUSQVARNA	214.2	212.8	212.0	211.6	211.4	212.4	214.2
22 Ana CARRASCO	SPA	KTM	214.0	213.4	213.3	213.1	213.0	213.4	214.0
91 Gabriel RODRIGO	ARG	KTM	213.9	213.3	213.0	212.9	212.8	213.2	213.9
24 Tatsuki SUZUKI	JPN	MAHINDRA	213.1	211.8	210.9	210.8	210.4	211.4	213.1
19 Alessandro TONUCCI	ITA	MAHINDRA	212.5	211.1	210.5	209.8	209.7	210.7	212.5
2 Remy GARDNER	AUS	MAHINDRA	212.0	211.5	211.3	211.1	210.9	211.4	212.0
25 Jorel BOERBOOM	NED	KALEX KTM	211.5	210.1	208.0	207.8	207.6	209.0	211.5
21 Francesco BAGNAIA	ITA	MAHINDRA	210.6	210.3	210.0	209.9	209.5	210.1	210.6
12 Matteo FERRARI	ITA	MAHINDRA	208.4	208.3	207.9	207.3	207.3	207.8	208.4
86 Kevin HANUS	GER	HONDA	197.9	197.2	196.9	195.9	195.9	196.8	197.9

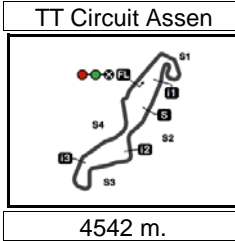
These data/results cannot be reproduced, stored and/or transmitted in whole or in part by any manner of electronic, mechanical, photocopying, recording, broadcasting or otherwise now known or herein after developed without the previous express consent by the copyright owner, except for reproduction in daily press and regular printed publications on sale to the public within 60 days of the event related to those data/results and always provided that copyright symbol appears together as follows below.

© DORNA, 2015

Official MotoGP Timing by TISSOT
www.motogp.com



Assen, Friday, June 26, 2015



MOTUL TT ASSEN

Free Practice Nr. 3

Chronological Analysis of Performances

13

					<i>T1</i> Time from finish line to 1st intermedate		<i>T3</i> Time from 2nd intermed. to 3rd intermed.							
					<i>T2</i> Time from 1st intermed. to 2nd intermed.		<i>T4</i> Time from 3rd intermediate to finish line							
<i>P</i>	<i>Crossing the finish line in pit lane</i>													
Lap	Lap Time	T1	T2	T3	T4	Speed	Lap	Lap Time	T1	T2	T3	T4	Speed	
1st	52	Danny KENT Leopard Racing GBR			Runs=3	Total laps=16	Full laps=11	14	1'49.241 P	33.680	16.528	29.160	29.873	210.4
1	2'28.343	1'17.181	16.986	29.584	24.592	207.6	15	4'31.615	3'21.230	16.919	29.553	23.913	209.3	
2	1'44.368	34.100	16.640	29.468	24.160	210.2	16	1'41.940	33.379	16.310	28.655	23.596	213.3	
3	1'43.064	33.706	16.574	28.861	23.923	211.4	17	1'41.938	33.272	16.347	28.617	23.702	212.3	
4	1'42.683	33.717	16.389	28.766	23.811	212.4	18	1'41.901	33.242	16.318	28.635	23.706	214.2	
5	1'55.911 P	34.993	16.976	29.937	34.005	207.2	4th	10	Alexis MASBOU SAXOPRINT RTG FRA			Runs=3	Total laps=16	Full laps=11
6	7'20.756	6'09.785	16.791	29.766	24.414	207.3	1	2'16.024	1'01.003	18.044	31.836	25.141	202.7	
7	1'47.429	37.162	16.675	29.014	24.578	208.5	2	1'58.126	34.604			24.748	220.2	
8	1'42.403	33.621	16.391	28.712	23.679	212.1	3	1'45.038	34.341	16.738	29.518	24.441	213.3	
9	1'42.328	33.496	16.265	28.802	23.765	214.4	4	1'44.529	34.264	16.575	29.441	24.249	213.3	
10	1'52.832 P	33.548	16.336	30.444	32.504	211.6	5	1'44.106	34.077	16.647	29.238	24.144	213.3	
11	8'47.987	7'28.435	18.213	35.236	26.103	189.5	6	1'43.425	33.881	16.428	29.158	23.958	214.1	
12	1'42.308	33.685	16.239	28.597	23.787	215.0	7	1'52.854 P	34.544	17.282	30.752	30.276	208.2	
13	1'41.898	33.287	16.253	28.734	23.624	214.5	8	9'59.218	8'43.512	16.849	30.590	28.267	212.3	
14	1'41.588	33.187	16.238	28.526	23.637	211.9	9	1'43.943	34.149	16.496	29.295	24.003	211.8	
15	1'53.586	34.126	16.583	31.477	31.400	211.3	10	1'44.348	33.750	16.423	29.360	24.815	215.4	
16	1'41.698	33.446	16.211	28.452	23.589	213.9	11	1'50.183 P	33.975	16.712	29.996	29.500	211.3	
2nd	5	Romano FENATI SKY Racing Team VR ITA			Runs=3	Total laps=15	Full laps=10	12	4'58.883	3'48.041	16.975	29.630	24.237	212.6
1	1'54.981	41.573	17.762	30.864	24.782	192.9	13	1'48.403	34.920	16.881	30.243	26.359	208.9	
2	1'44.143	34.093	16.581	29.194	24.275	211.6	14	1'45.360	33.777	16.585	31.007	23.991	216.9	
3	1'43.583	33.917	16.568	29.032	24.066	212.7	15	1'42.244	33.652	16.255	28.614	23.723	215.6	
4	1'42.903	33.645	16.368	28.860	24.030	216.3	16	1'42.931	33.838	16.325	28.851	23.917	213.5	
5	1'42.972	33.509	16.419	28.841	24.203	213.3	5th	7	Efren VAZQUEZ Leopard Racing SPA			Runs=3	Total laps=17	Full laps=12
6	1'51.892 P	35.359	16.845	29.404	30.284	209.7	1	2'21.723	1'10.326	17.053	29.880	24.464	212.8	
7	7'40.991	6'28.652	18.562	29.794	23.983	175.0	2	1'44.328	34.211	16.569	29.501	24.047	212.8	
8	1'42.906	33.488	16.494	29.026	23.898	211.4	3	1'43.512	33.838	16.415	29.373	23.886	214.3	
9	1'42.763	33.544	16.426	28.904	23.889	212.8	4	1'42.852	33.793	16.238	29.066	23.755	216.4	
10	1'42.843	33.572	16.514	28.918	23.839	211.4	5	1'43.216	34.221	16.281	28.955	23.759	219.6	
11	2'00.220 P	41.771	16.664	31.401	30.384	208.6	6	1'52.143 P	33.737	16.263	29.062	33.081	215.7	
12	9'40.703	8'26.831	17.514	29.890	26.468	198.3	7	7'03.178	5'51.925	16.606	30.280	24.367	210.8	
13	1'42.141	33.346	16.254	28.890	23.651	216.8	8	1'42.794	33.652	16.396	28.887	23.859	213.1	
14	1'42.677	33.664	16.371	28.700	23.942	213.1	9	1'45.155	33.833	16.447	30.511	24.364	216.5	
15	1'41.656	33.235	16.256	28.502	23.663	213.1	10	1'43.285	33.853	16.495	29.064	23.873	216.0	
3rd	9	Jorge NAVARRO Estrella Galicia 0,0 SPA			Runs=3	Total laps=18	Full laps=13	11	1'51.159 P	33.699	16.317	29.239	31.904	212.8
1	2'15.704	1'04.242	16.952	29.984	24.526	210.2	12	6'53.416	5'43.336	16.733	29.416	23.931	212.0	
2	1'44.363	34.231	16.681	29.536	23.915	215.8	13	1'42.708	33.718	16.345	28.873	23.772	214.8	
3	1'44.188	34.361	16.497	29.256	24.074	216.0	14	1'42.393	33.608	16.350	28.770	23.665	213.6	
4	1'43.256	33.930	16.277	29.090	23.959	218.7	15	1'42.635	33.632	16.332	28.760	23.911	214.4	
5	1'43.057	33.633	16.415	28.956	24.053	215.0	16	1'42.470	33.451	16.367	28.801	23.851	214.4	
6	1'43.102	33.582	16.462	29.154	23.904	210.8	17	1'42.295	33.329	16.322	28.751	23.893	214.2	
7	1'42.910	33.629	16.555	28.953	23.773	212.4	6th	20	Fabio QUARTARAR Estrella Galicia 0,0 FRA			Runs=3	Total laps=18	Full laps=13
8	1'52.764 P	33.730	16.614	29.731	32.689	210.8	1	2'19.576	1'08.300	17.014	29.695	24.567	209.9	
9	7'41.503	6'31.664	16.715	29.231	23.893	210.3	2	1'44.492	34.435	16.495	29.151	24.411	213.4	
10	1'42.780	33.557	16.431	28.959	23.833	213.1	3	1'44.859	34.214	16.446	30.025	24.174	213.1	
11	1'42.999	33.550	16.352	29.034	24.063	212.0	4	1'43.407	34.004	16.509	28.940	23.954	212.6	
12	1'42.812	33.552	16.462	28.901	23.897	209.7	5	1'50.115 P	34.333	16.866	29.119	29.797	216.5	
13	1'42.737	33.588	16.453	28.918	23.778	210.2								

Fastest Lap: Danny KENT Leopard Racing GBR **1'41.588** 33.187 16.238 28.526 23.637

These data/results cannot be reproduced, stored and/or transmitted in whole or in part by any manner of electronic, mechanical, photocopying, recording, broadcasting or otherwise now known or herein after developed without the previous express consent by the copyright owner, except for reproduction in daily press and regular printed publications on sale to the public within 60 days of the event related to those data/results and always provided that copyright symbol appears together as follows below.
© DORNA, 2015

Free Practice Nr. 3

Moto3

Lap	Lap Time	T1	T2	T3	T4	Speed	Lap	Lap Time	T1	T2	T3	T4	Speed
6	7'22.651	6'12.506	16.776	29.166	24.203	209.3	7	1'43.148	33.767	16.352	28.925	24.104	216.6
7	1'42.856	33.768	16.521	28.603	23.964	210.4	8	1'54.314 P	35.740	18.094	29.666	30.814	168.9
8	1'42.542	33.565	16.495	28.607	23.875	211.5	9	6'19.013	5'08.922	16.857	29.089	24.145	209.3
9	1'42.327	33.607	16.409	28.523	23.788	210.5	10	1'42.930	33.544	16.325	29.188	23.873	213.8
10	1'42.620	33.736	16.457	28.561	23.866	212.0	11	1'42.602	33.582	16.422	28.640	23.958	217.6
11	1'43.052	33.723	16.545	28.741	24.043	211.0	12	1'42.783	33.637	16.384	28.817	23.945	210.4
12	1'53.584 P	37.494	16.587	28.933	30.570	210.8	13	1'42.862	33.662	16.417	28.755	24.028	210.0
13	5'27.420	4'13.806	17.895	30.976	24.743	192.7	14	1'45.435	33.551	16.502	31.252	24.130	211.7
14	1'42.510	33.340	16.487	28.516	24.167	212.0	10th 88 Jorge MARTIN MAPFRE Team MAHI SPA						
15	1'42.474	33.410	16.474	28.531	24.059	211.9	Runs=2		Total laps=11		Full laps=8		
16	1'42.379	33.369	16.483	28.499	24.028	211.7	1	3'09.881	1'57.985	17.070	29.965	24.861	205.6
17	1'42.429	33.444	16.413	28.642	23.930	212.3	2	1'45.803	34.752	16.762	29.689	24.600	207.0
18	1'42.496	33.402	16.504	28.648	23.942	211.6	3	1'44.994	34.399	16.685	29.306	24.604	208.4
7th 98 Karel HANIKA Red Bull KTM Ajo CZE							4	1'44.904	34.290	16.667	29.285	24.662	207.0
Runs=3		Total laps=17		Full laps=12			5	1'44.897	34.350	16.748	29.204	24.595	206.7
1	2'17.978	1'05.848	17.140	30.422	24.568	210.8	6	1'52.869 P	34.808	17.023	30.219	30.819	206.1
2	1'45.311	34.697	16.754	29.767	24.093	212.8	7	2'06.982	1'56.415	17.119	29.411	24.037	206.3
3	1'45.918	34.472	16.711	30.794	23.941	212.6	8	1'42.739	33.690	16.437	28.749	23.863	210.6
4	1'43.769	34.292	16.342	29.257	23.878	216.0	9	1'42.645	33.589	16.357	28.790	23.909	215.0
5	1'44.038	34.054	16.612	29.366	24.006	216.7	10	1'42.659	33.680	16.464	28.649	23.866	209.9
6	1'49.766 P	34.072	16.630	29.182	29.882	212.4	11	1'42.949	33.817	16.404	28.789	23.939	210.6
7	7'01.986	5'51.305	16.823	29.482	24.376	209.4	11th 65 Philipp OETTL Schedl GP Racing GER						
8	1'44.317	34.258	16.687	29.266	24.106	209.4	Runs=2		Total laps=19		Full laps=16		
9	1'44.368	34.112	16.735	29.501	24.020	208.6	1	1'46.562	34.341	16.983	30.554	24.684	209.4
10	1'43.851	34.040	16.604	29.224	23.983	209.9	2	1'46.603	35.247	16.713	30.147	24.496	210.2
11	1'44.358	34.010	16.661	29.396	24.291	208.7	3	1'45.619	34.788	16.671	29.738	24.422	209.4
12	1'54.461 P	37.765	16.903	30.282	29.511	209.7	4	1'45.145	34.618	16.663	29.590	24.274	210.1
13	7'32.935	6'19.984	19.846	29.177	23.928	154.3	5	1'45.005	34.343	16.626	29.449	24.587	209.9
14	1'42.513	33.673	16.381	28.824	23.635	214.1	6	1'45.101	34.823	16.592	29.464	24.222	211.0
15	1'44.860	35.003	16.684	29.187	23.986	211.7	7	1'44.132	34.320	16.483	29.298	24.031	211.6
16	1'43.682	33.759	16.409	28.886	24.628	212.5	8	1'44.441	34.329	16.537	29.363	24.212	209.2
17	1'43.803	34.014	16.582	29.193	24.014	209.8	9	1'43.840	34.147	16.430	29.251	24.012	210.7
8th 31 Niklas AJO RBA Racing Team FIN							10	1'43.438	33.963	16.408	29.198	23.869	212.0
Runs=3		Total laps=17		Full laps=11			11	1'44.269	34.144	16.456	29.567	24.102	214.6
1	2'15.457	1'01.820	17.486	31.384	24.767	211.1	12	1'51.497 P	36.708	16.466	29.439	28.884	211.3
2	1'45.918	34.963	16.738	29.659	24.558	211.1	13	8'37.629	7'27.841	16.552	29.215	24.021	211.1
3	1'44.753	34.645	16.688	29.316	24.104	209.7	14	1'42.670	33.867	16.255	28.833	23.715	214.2
4	1'44.271	34.393	16.630	29.151	24.097	210.1	15	1'43.109	33.852	16.423	28.958	23.876	212.1
5	1'44.041	34.363	16.399	29.142	24.137	212.6	16	1'43.153	33.740	16.299	29.026	24.088	212.0
6	1'52.445 P	34.866	17.254	30.192	30.133	203.3	17	1'42.932	33.718	16.383	28.958	23.873	210.8
7	7'33.268	6'19.542	17.031	30.946	25.749	206.3	18	1'43.061	33.738	16.413	29.026	23.884	210.8
8	1'43.972	34.187	16.621	28.967	24.197	208.0	19	1'43.111	33.772	16.348	28.943	24.048	211.0
9	1'43.102	33.952	16.370	28.842	23.938	210.5	12th 21 Francesco BAGNAI MAPFRE Team MAHI ITA						
10	1'43.485	33.817	16.288	29.135	24.245	214.2	Runs=3		Total laps=16		Full laps=11		
11	1'46.661	34.780	17.446	29.512	24.923	195.1	1	2'43.045	1'29.627	17.361	30.861	25.196	204.7
12	1'53.220 P	35.977	16.744	29.950	30.549	207.7	2	1'47.162	35.146	16.931	30.168	24.917	207.6
13	6'51.650	5'36.107	17.981	32.239	25.323	195.6	3	1'45.604	34.595	16.775	29.674	24.560	207.4
14	1'44.407	33.943	16.479	29.363	24.622	209.5	4	1'44.693	34.295	16.646	29.373	24.379	209.1
15	1'42.551	33.671	16.272	28.947	23.661	212.0	5	1'44.380	34.193	16.662	29.298	24.227	208.6
16	1'43.268	33.863	16.346	29.011	24.048	214.2	6	1'53.160 P	34.177	16.665	29.516	32.802	208.5
17	1'53.975 P	36.308	16.722	29.760	31.185	209.0	7	7'44.351	6'32.438	17.411	30.008	24.494	198.8
9th 44 Miguel OLIVEIRA Red Bull KTM Ajo POR							8	1'44.192	34.322	16.593	29.164	24.113	209.3
Runs=3		Total laps=15		Full laps=9			9	1'43.864	33.980	16.517	29.134	24.233	208.4
1	2'11.861	59.132	17.014	30.185	25.530	206.0	10	1'44.110	34.176	16.539	29.294	24.101	209.5
2	1'45.458	34.694	16.632	29.660	24.472	209.0	11	1'50.992 P	33.994	16.597	29.390	31.011	210.3
unfinished		34.104	16.606	39.479		210.3	12	6'47.570	5'36.367	17.466	29.621	24.116	205.5
3	13'00.268		16.766	29.428	24.285	209.5	13	1'43.153	33.899	16.482	28.826	23.946	210.0
4	1'43.035	33.756	16.454	28.902	23.923	210.6	14	1'42.690	33.686	16.388	28.823	23.793	209.9
5	1'43.246	33.786	16.483	28.961	24.016	209.1	15	1'48.237	33.589	16.380	28.832	29.436	210.6
6	1'43.590	33.979	16.505	28.863	24.243	209.9	16	1'50.814	39.366	16.770	29.497	25.181	207.8

Fastest Lap: Danny KENT Leopard Racing GBR **1'41.588** 33.187 16.238 28.526 23.637

These data/results cannot be reproduced, stored and/or transmitted in whole or in part by any manner of electronic, mechanical, photocopying, recording, broadcasting or otherwise now known or herein after developed without the previous express consent by the copyright owner, except for reproduction in daily press and regular printed publications on sale to the public within 60 days of the event related to those data/results and always provided that copyright symbol appears together as follows below.
© DORNA, 2015



Free Practice Nr. 3

Moto3

Lap	Lap Time	T1	T2	T3	T4	Speed	Lap	Lap Time	T1	T2	T3	T4	Speed	
13th	23	Niccolò ANTONELLI Ongetta-Rivacold ITA					2	1'45.475	34.769	16.599	29.697	24.410	214.3	
		Runs=2 Total laps=18 Full laps=14					3	1'45.394	34.442	16.405	29.970	24.577	214.3	
1	2'46.133	1'30.721	19.220	31.106	25.086	174.1	4	1'44.140	34.078	16.567	29.356	24.139	211.0	
2	1'45.246	34.406	16.976	29.508	24.356	211.5	5	1'46.580	36.082	16.476	29.449	24.573	214.4	
3	1'44.350	33.954	16.653	29.329	24.414	212.8	6	1'56.128 P	33.862	16.553	33.928	31.785	213.6	
4	1'43.900	33.860	16.658	29.174	24.208	211.0	7	7'00.326	5'49.024	16.672	30.424	24.206	213.5	
5	1'44.106	33.783	16.615	29.268	24.440	211.7	8	1'43.292	33.894	16.371	29.163	23.864	216.6	
6	1'43.682	33.789	16.665	29.131	24.097	211.7	9	1'43.673	34.024	16.414	29.151	24.084	213.0	
7	1'43.326	33.625	16.541	29.059	24.101	211.7	10	1'43.751	33.928	16.544	29.186	24.093	210.2	
8	1'46.955	36.057	16.952	29.382	24.564	206.8	11	1'47.510	37.737	16.437	29.289	24.047	212.6	
9	1'43.741	33.756	16.607	29.169	24.209	211.3	12	1'51.413 P	34.227	16.774	29.487	30.925	208.4	
10	1'43.424	33.712	16.541	29.000	24.171	212.2	13	6'46.692	5'36.828	16.635	29.080	24.149	213.3	
11	1'43.436	33.816	16.479	29.134	24.007	214.3	14	1'43.283	33.951	16.693	28.706	23.933	213.1	
12	1'43.383	33.692	16.507	29.148	24.036	212.6	15	1'42.843	33.747	16.263	28.883	23.950	214.6	
13	1'52.345 P	35.761	16.948	29.855	29.781	206.1	16	1'42.770	33.707	16.323	28.700	24.040	216.1	
14	9'34.669	8'24.066	16.753	29.729	24.121	210.9	17	1'42.959	33.719	16.392	28.976	23.872	214.6	
15	1'51.614	36.952	19.878	29.493	25.291	156.7	17th 6 Maria HERRERA Husqvarna Factory La SPA							
16	1'43.563	33.668	16.409	28.945	24.541	215.4	Runs=3 Total laps=18 Full laps=13							
17	1'42.718	33.749	16.277	28.904	23.788	217.4	1	1'58.037	45.494	17.298	30.657	24.588	211.7	
18	1'52.992 P	35.679	17.395	30.102	29.816	201.8	2	1'46.543	35.239	16.936	29.913	24.455	211.0	
14th 17 John MCPHEE SAXOPRINT RTG GBR							3	1'45.551	34.853	16.685	29.808	24.205	214.1	
Runs=3 Total laps=15 Full laps=10							4	1'45.455	34.943	16.959	29.382	24.171	210.1	
1	2'16.190	1'01.216	17.656	31.579	25.739	213.3	5	1'44.831	34.514	16.630	29.265	24.422	213.8	
2	1'45.476	34.771	16.710	29.707	24.288	217.6	6	1'55.357 P	36.482	16.590	29.614	32.671	212.9	
3	1'44.581	34.503	16.439	29.115	24.524	214.0	7	6'33.405	5'13.379	21.225	33.073	25.728	164.7	
4	1'43.947	34.412	16.401	29.168	23.966	214.3	8	1'45.135	34.515	16.712	29.757	24.151	209.2	
5	1'44.111	34.281	16.443	29.246	24.141	212.5	9	1'47.362	36.999	16.750	29.347	24.266	209.5	
6	1'52.328 P	33.873	16.424	29.875	32.156	212.5	10	1'44.233	34.199	16.551	29.346	24.137	210.9	
7	10'41.286	9'25.924	19.459	31.690	24.213	175.0	11	1'44.251	34.092	16.586	29.339	24.234	210.8	
8	1'43.772	33.969	16.556	29.114	24.133	210.5	12	1'57.411 P	39.679	16.520	29.324	31.888	212.5	
9	1'43.882	33.811	16.496	29.238	24.337	209.7	13	6'12.155	4'58.543	17.829	30.913	24.870	201.1	
10	1'55.444 P	35.344	16.816	30.378	32.906	212.1	14	1'43.326	33.874	16.413	29.009	24.030	217.2	
11	7'12.272	5'58.936	17.124	31.531	24.681	209.7	15	1'43.046	33.954	16.387	28.737	23.968	214.6	
12	1'43.115	33.992	16.341	28.923	23.859	215.2	16	1'43.159	33.680	16.416	28.805	24.258	212.4	
13	1'42.723	33.635	16.299	28.868	23.921	214.9	17	1'43.522	33.912	16.598	28.850	24.162	214.5	
14	1'44.302	33.707	16.812	29.529	24.254	206.3	18	1'43.246	33.762	16.429	29.020	24.035	211.5	
15	1'42.849	33.572	16.340	29.081	23.856	213.2	18th 32 Isaac VIÑALES Husqvarna Factory La SPA							
Runs=3 Total laps=18 Full laps=13							1	1'56.768	43.998	17.669	30.491	24.610	206.9	
15th 33 Enea BASTIANINI Gresini Racing Team ITA	Runs=2 Total laps=17 Full laps=13						2	1'45.200	34.275	16.674	29.810	24.441	211.3	
1	2'12.510	59.836	17.475	30.317	24.882	209.4	3	1'44.069	34.091	16.703	29.121	24.154	208.3	
2	1'45.049	34.517	16.713	29.348	24.471	212.5	4	1'44.347	33.991	16.772	29.225	24.359	208.0	
3	1'46.267	35.126	16.537	29.921	24.683	212.8	5	1'47.898	34.077	16.963	30.517	26.341	206.3	
4	1'43.463	33.873	16.350	29.003	24.237	215.6	6	1'44.349	34.079	16.647	29.270	24.353	209.0	
5	1'43.343	33.754	16.634	28.890	24.065	211.2	7	1'52.056 P	34.908	17.074	29.781	30.293	204.5	
6	1'43.154	33.773	16.307	29.097	23.977	215.3	8	6'06.115	4'53.066	16.881	30.449	25.719	207.0	
7	1'42.907	33.624	16.310	28.912	24.061	216.6	9	1'43.461	33.908	16.546	29.038	23.969	211.6	
8	1'51.784 P	33.760	16.373	29.758	31.893	214.8	10	1'43.504	34.020	16.431	29.169	23.884	212.0	
9	11'17.890	10'07.669	16.670	29.264	24.287	210.4	11	1'43.139	33.694	16.409	29.118	23.918	212.8	
10	1'43.155	33.673	16.482	28.888	24.112	210.1	12	1'52.017 P	34.700	16.950	29.822	30.545	205.9	
11	1'44.459	33.710	16.504	29.953	24.292	210.1	13	7'04.624	5'45.977	18.762	32.122	27.763	183.4	
12	1'43.427	33.794	16.475	29.040	24.118	209.3	14	1'43.731	34.144	16.546	29.067	23.974	208.2	
13	1'50.040	34.901	16.595	32.066	26.478	210.3	15	1'43.236	33.753	16.494	29.108	23.881	210.3	
14	1'44.482	34.684	16.509	29.195	24.094	216.6	16	1'43.321	33.787	16.654	28.998	23.882	209.6	
15	1'42.752	33.638	16.352	29.013	23.749	213.7	17	1'47.289	35.164	16.373	29.428	26.324	214.2	
16	1'43.312	33.775	16.345	28.979	24.213	216.8	18	1'43.053	33.864	16.426	28.801	23.962	211.4	
17	1'52.996 P	34.132	16.625	29.561	32.678	211.6	19th 84 Jakub KORNFEIL Drive M7 SIC CZE							
Runs=3 Total laps=17 Full laps=12							1	2'14.609	1'02.095	17.192	30.634	24.688	214.2	
16th 41 Brad BINDER Red Bull KTM Ajo RSA	Runs=3 Total laps=17 Full laps=12						2	1'45.911	34.969	16.818	29.594	24.530	211.7	
1	2'11.950	59.518	16.893	30.030	25.509	211.4								

Fastest Lap: Danny KENT Leopard Racing GBR **1'41.588** 33.187 16.238 28.526 23.637

These data/results cannot be reproduced, stored and/or transmitted in whole or in part by any manner of electronic, mechanical, photocopying, recording, broadcasting or otherwise now known or herein after developed without the previous express consent by the copyright owner, except for reproduction in daily press and regular printed publications on sale to the public within 60 days of the event related to those data/results and always provided that copyright symbol appears together as follows below.
© DORNA, 2015



Free Practice Nr. 3

Moto3

Lap	Lap Time	T1	T2	T3	T4	Speed	Lap	Lap Time	T1	T2	T3	T4	Speed
3	1'45.734	34.303	16.544	29.683	25.204	218.1	4	1'44.842	34.809	16.549	29.300	24.184	212.4
4	1'44.741	35.083	16.563	29.136	23.959	217.3	5	1'46.560	34.206	16.702	29.894	25.758	212.4
5	1'43.563	34.003	16.462	28.958	24.140	215.0	6	1'45.813	34.385	16.800	30.154	24.474	212.5
6	1'44.466	34.203	16.619	29.198	24.446	212.2	7	1'51.508 P	34.873	16.942	29.580	30.113	210.8
7	1'44.021	34.162	16.643	29.017	24.199	208.1	8	5'47.451	4'34.714	18.775	29.683	24.279	176.1
8	1'54.578 P	36.241	17.639	29.651	31.047	198.7	9	1'44.008	33.856	16.564	29.380	24.208	212.4
9	8'24.482	7'07.715	17.133	30.684	28.950	205.5	10	1'44.520	34.122	16.596	29.604	24.198	210.8
10	1'44.584	34.538	16.588	29.227	24.231	211.1	11	1'44.526	34.283	16.659	29.358	24.226	213.4
11	1'44.467	34.070	16.661	29.447	24.289	209.3	12	1'44.157	34.369	16.554	29.100	24.134	213.6
12	1'44.364	34.243	16.627	29.248	24.246	209.0	13	1'52.050 P	35.260	16.952	29.784	30.054	209.3
13	1'51.474 P	34.296	16.722	29.482	30.974	207.4	14	7'57.209	6'45.527	17.152	29.751	24.779	208.4
14	4'46.260	3'24.916	20.934	34.806	25.604	176.2	15	1'44.415	34.300	16.703	29.248	24.164	214.1
15	1'44.028	34.227	16.617	29.174	24.010	210.6	16	1'43.811	34.356	16.414	28.976	24.065	214.9
16	1'43.391	33.916	16.498	28.803	24.174	214.2	17	1'43.216	34.081	16.324	28.899	23.912	215.8
17	1'43.120	33.743	16.503	28.803	24.071	211.2							

20th 58 Juanfran GUEVARA MAPFRE Team MAHI SPA
Runs=3 Total laps=18 Full laps=13

1	2'18.303	1'05.382	17.597	30.498	24.826	209.1
2	1'45.962	34.708	16.639	29.744	24.871	213.6
3	1'45.680	34.295	16.581	30.485	24.319	216.8
4	1'44.013	34.168	16.604	29.262	23.979	216.4
5	1'44.507	34.322	16.589	29.439	24.157	210.4
6	1'51.851 P	34.297	16.519	29.409	31.626	211.6
7	8'11.713	6'58.926	17.356	30.862	24.569	204.3
8	1'44.873	34.163	16.686	29.483	24.541	208.2
9	1'43.435	33.949	16.500	28.997	23.989	210.7
10	1'44.403	34.026	16.588	29.432	24.357	208.8
11	1'43.990	33.943	16.605	29.347	24.095	210.1
12	1'51.413 P	34.483	16.908	29.882	30.140	205.6
13	4'35.280	3'18.865	18.318	32.210	25.887	184.2
14	1'46.289	34.926	17.119	29.986	24.258	208.6
15	1'43.139	33.794	16.593	28.899	23.853	210.8
16	1'43.339	33.779	16.335	28.906	24.319	216.2
17	1'46.246	34.521	16.639	29.759	25.327	209.0
18	1'43.701	34.004	16.376	29.125	24.196	215.2

21st 11 Livio LOI RW Racing GP BEL
Runs=3 Total laps=18 Full laps=13

1	1'49.411	36.987	17.111	30.375	24.938	211.1
2	1'46.638	35.162	16.960	29.869	24.647	211.5
3	1'45.743	34.777	16.758	29.770	24.438	211.4
4	1'45.041	34.409	16.868	29.594	24.170	212.8
5	1'44.813	34.273	16.691	29.463	24.386	212.3
6	1'56.357 P	36.921	17.011	30.342	32.083	212.0
7	5'26.621	4'15.474	16.998	29.714	24.435	209.5
8	1'44.416	34.205	16.591	29.354	24.266	213.7
9	1'44.144	34.025	16.612	29.324	24.183	213.7
10	1'43.845	33.889	16.621	29.245	24.090	212.3
11	1'43.752	33.841	16.534	29.259	24.118	212.5
12	1'53.648 P	33.944	16.803	30.813	32.088	215.2
13	7'00.621	5'49.954	16.795	29.687	24.185	214.3
14	1'44.258	34.178	16.650	29.319	24.111	214.4
15	1'44.340	34.622	16.370	29.368	23.980	217.2
16	1'43.413	33.901	16.398	29.203	23.911	217.1
17	1'44.074	34.030	16.564	29.127	24.353	218.0
18	1'43.200	33.854	16.453	29.116	23.777	216.4

22nd 16 Andrea MIGNO SKY Racing Team VR ITA
Runs=3 Total laps=17 Full laps=12

1	1'55.160	41.775	17.808	30.817	24.760	194.3
2	1'45.129	34.554	16.618	29.515	24.442	214.8
3	1'45.454	34.654	16.638	29.735	24.427	212.4

23rd 55 Andrea LOCATELLI Gresini Racing Team ITA
Runs=4 Total laps=15 Full laps=9

1	2'11.033	46.267	19.263	36.047	29.456	181.8
2	1'46.898	35.985	17.160	29.544	24.209	210.7
3	1'45.186	34.559	16.514	29.770	24.343	216.0
4	1'44.520	34.343	16.464	29.514	24.199	214.0
5	1'50.684 P	34.394	16.623	29.677	29.990	215.3
6	6'48.138	5'33.145	19.212	31.205	24.576	181.8
7	1'44.985	34.489	16.695	29.391	24.410	212.6
8	1'45.109	34.401	16.680	29.748	24.280	209.9
9	1'52.547 P	34.866	17.141	30.385	30.155	206.3
10	10'08.741 P	8'47.014	18.313	31.657	31.757	187.5
11	2'09.622	57.587	18.331	29.669	24.035	193.5
12	1'44.013	34.147	16.577	29.353	23.936	213.6
13	1'43.470	34.169	16.313	29.035	23.953	217.9
14	1'43.599	33.959	16.418	29.220	24.002	214.6
15	1'44.965	34.027	16.526	30.036	24.376	213.4

24th 19 Alessandro TONUC Outox Reset Drink Te ITA
Runs=3 Total laps=16 Full laps=11

1	2'12.044	59.069	17.598	29.925	25.452	199.3
2	1'45.619	35.216	16.820	29.282	24.301	210.5
3	1'45.305	34.550	16.638	29.624	24.493	209.8
4	1'44.471	34.214	16.599	29.210	24.448	209.7
5	1'45.513	34.343	16.972	29.677	24.521	206.4
6	1'59.260 P	41.635	17.243	30.248	30.134	203.9
7	9'50.257	8'27.961	20.433	34.313	27.550	167.7
8	1'44.489	34.422	16.806	29.041	24.220	206.3
9	1'43.945	33.985	16.619	29.149	24.192	208.5
10	1'55.743 P	39.517	16.782	29.365	30.079	208.9
11	5'38.613	4'28.058	16.739	29.618	24.198	208.8
12	1'44.145	34.149	16.517	29.312	24.167	212.5
13	1'43.480	34.032	16.454	28.956	24.038	211.1
14	1'43.893	33.919	16.626	29.088	24.260	208.6
15	1'43.643	33.983	16.559	28.927	24.174	209.2
16	1'43.700	34.088	16.614	28.952	24.046	208.5

25th 76 Hiroki ONO Leopard Racing JPN
Runs=3 Total laps=18 Full laps=13

1	2'13.091	59.996	17.283	30.949	24.863	217.2
2	1'45.010	34.699	16.533	29.583	24.195	220.9
3	1'46.076	34.746	16.566	29.933	24.831	215.9
4	1'43.569	33.901	16.366	29.252	24.050	218.8
5	1'54.137 P	34.066	16.735	30.096	33.240	215.6
6	6'20.546	5'07.216	17.350	30.636	25.344	212.1
7	1'46.183	34.609	16.984	29.822	24.768	212.3
8	1'46.858	35.816	16.867	29.750	24.425	212.3
9	1'45.144	34.403	16.768	29.552	24.421	212.2

Fastest Lap: Danny KENT Leopard Racing GBR 1'41.588 33.187 16.238 28.526 23.637

These data/results cannot be reproduced, stored and/or transmitted in whole or in part by any manner of electronic, mechanical, photocopying, recording, broadcasting or otherwise now known or herein after developed without the previous express consent by the copyright owner, except for reproduction in daily press and regular printed publications on sale to the public within 60 days of the event related to those data/results and always provided that copyright symbol appears together as follows below.
© DORNA, 2015



Free Practice Nr. 3

Moto3

Lap	Lap Time	T1	T2	T3	T4	Speed	Lap	Lap Time	T1	T2	T3	T4	Speed
10	1'50.407	34.990	19.907	30.615	24.895	151.0	13	1'44.122	33.865	16.540	29.317	24.400	211.3
11	1'43.903	33.933	16.523	29.302	24.145	218.3	14	1'44.077	34.298	16.452	29.128	24.199	214.0
12	1'52.572 P	34.009	16.657	29.378	32.528	218.6	15	1'44.434	33.896	16.492	29.543	24.503	213.9
13	5'40.765	4'30.008	16.736	29.740	24.281	214.3	29th 29 Stefano MANZI San Carlo Team Italia ITA						
14	1'44.308	34.001	16.378	29.691	24.238	216.6	Runs=3 Total laps=17 Full laps=12						
15	1'43.849	33.932	16.485	29.289	24.143	215.0	1	2'14.128	1'01.537	17.203	30.775	24.613	211.0
16	1'47.251	34.526	17.011	30.911	24.803	214.6	2	1'45.214	34.459	16.612	29.707	24.436	214.2
17	1'44.808	34.117	16.614	29.588	24.489	215.0	3	1'45.914	34.426	17.146	30.077	24.265	214.5
18	1'44.664	33.986	16.625	29.736	24.317	213.6	4	1'45.668	34.307	16.931	30.123	24.307	210.6
26th 63 Zulfahmi KHAIRUD Drive M7 SIC MAL							5	1'45.278	34.431	16.554	29.682	24.611	212.5
Runs=3 Total laps=17 Full laps=12							6	1'57.123 P	37.493	16.900	30.291	32.439	210.4
1	2'13.590	1'00.429	17.217	31.031	24.913	210.6	7	6'55.781	5'45.062	16.830	29.543	24.346	207.6
2	1'45.482	34.724	16.659	29.714	24.385	215.4	8	1'44.595	34.416	16.559	29.352	24.268	212.7
3	1'45.584	34.493	16.936	29.610	24.545	212.1	9	1'44.690	34.221	16.708	29.462	24.299	209.9
4	1'45.351	34.277	16.621	29.685	24.768	212.3	10	1'44.429	34.052	16.917	29.321	24.139	208.4
5	1'56.625	40.142	17.421	34.393	24.669	206.5	11	1'52.967 P	34.964	16.925	29.885	31.193	207.8
6	1'51.373 P	34.450	16.811	29.786	30.326	208.1	12	7'23.649	6'10.848	17.747	30.188	24.866	190.1
7	6'50.152	5'34.679	18.739	31.953	24.781	182.6	13	1'44.009	33.971	16.527	29.294	24.217	211.5
8	1'45.392	35.185	16.590	29.392	24.225	210.8	14	1'43.768	34.034	16.465	29.198	24.071	213.4
9	1'45.019	34.553	16.654	29.523	24.289	214.2	15	1'43.862	33.865	16.516	29.253	24.228	211.2
10	1'44.087	33.954	16.649	29.405	24.079	212.3	16	1'53.656	37.731	17.261	30.693	27.971	199.9
11	1'44.661	34.225	16.654	29.441	24.341	210.4	17	1'44.802	34.637	16.444	29.341	24.380	212.3
12	1'59.982 P	42.333	17.107	30.281	30.261	206.8	30th 95 Jules DANILO Ongetta-Rivacold FRA						
13	7'17.243	6'00.422	17.203	32.946	26.672	207.7	Runs=3 Total laps=16 Full laps=11						
14	1'44.905	34.352	16.569	29.407	24.577	211.4	1	2'17.303	1'04.632	17.062	30.635	24.974	210.8
15	1'53.080	42.284	16.610	29.858	24.328	212.4	2	1'46.483	34.926	17.039	30.060	24.458	211.6
16	1'44.483	34.097	16.617	29.427	24.342	210.4	3	1'45.980	34.642	16.646	30.410	24.282	217.0
17	1'43.639	34.068	16.358	29.150	24.063	215.4	4	1'44.400	34.203	16.641	29.256	24.300	213.9
27th 91 Gabriel RODRIGO RBA Racing Team ARG							5	1'44.829	34.269	16.679	29.265	24.616	213.3
Runs=3 Total laps=16 Full laps=11							6	1'44.226	34.143	16.571	29.155	24.357	212.6
1	2'14.521	1'00.918	17.772	30.703	25.128	210.5	7	1'51.501 P	34.189	16.656	29.455	31.201	209.7
2	1'47.284	35.115	17.396	29.668	25.105	207.0	8	6'28.958	5'16.176	17.598	30.509	24.675	199.5
3	1'49.965	34.730	17.436	33.113	24.686	213.9	9	1'44.574	34.134	16.661	29.342	24.437	211.5
4	1'45.330	34.468	16.744	29.622	24.496	211.2	10	1'53.789	37.761	17.059	31.273	27.696	208.5
5	1'45.375	34.383	16.604	29.797	24.591	212.8	11	1'50.999 P	34.150	16.739	29.452	30.658	209.1
6	1'54.535 P	35.770	17.189	30.253	31.323	206.0	12	8'21.536	7'09.800	17.434	29.914	24.388	204.3
7	6'42.973	5'31.596	17.248	29.619	24.510	204.0	13	1'43.814	33.927	16.562	29.073	24.252	211.7
8	1'44.828	34.268	16.662	29.464	24.434	210.2	14	1'44.091	33.900	16.664	29.254	24.273	211.3
9	1'44.473	34.016	16.622	29.527	24.308	209.7	15	1'44.029	34.037	16.594	29.099	24.299	209.9
10	1'54.394 P	34.252	17.156	31.046	31.940	207.4	16	1'43.944	34.059	16.500	29.110	24.275	210.5
11	8'42.923	7'31.803	17.165	29.681	24.274	211.2	31st 2 Remy GARDNER CIP AUS						
12	1'44.413	34.590	16.630	29.173	24.020	212.4	Runs=3 Total laps=15 Full laps=10						
13	1'43.678	34.066	16.468	29.087	24.057	212.3	1	2'13.300	1'00.318	17.471	30.658	24.853	209.9
14	1'44.214	33.982	16.531	29.338	24.363	213.3	2	1'46.488	34.835	16.908	29.711	25.034	208.6
15	1'44.126	34.084	16.526	29.332	24.184	213.0	3	1'46.405	34.902	16.957	29.588	24.958	212.0
16	1'44.241	34.101	16.639	29.310	24.191	212.9	4	1'45.916	35.479	16.870	29.357	24.210	207.8
28th 40 Darryn BINDER Outox Reset Drink Te RSA							5	1'44.015	34.217	16.686	28.987	24.125	208.6
Runs=3 Total laps=15 Full laps=10							6	1'51.456 P	34.039	16.544	29.313	31.560	211.3
1	1'57.451	45.075	17.237	30.487	24.652	209.8	7	11'43.361	10'26.557	20.906	30.513	25.385	141.5
2	1'45.369	34.502	16.854	29.527	24.486	210.5	8	1'44.241	34.299	16.575	29.140	24.227	210.9
3	1'46.606	35.453	17.084	29.634	24.435	215.2	9	1'44.448	34.004	16.607	29.579	24.258	211.5
4	1'45.599	34.438	16.727	29.774	24.660	209.6	10	1'44.536	34.074	16.729	29.343	24.390	209.0
5	1'45.922	34.626	16.831	30.027	24.438	210.8	11	1'51.676 P	34.279	16.889	29.362	31.146	208.0
6	1'54.044 P	34.899	17.293	29.778	32.074	206.9	12	4'58.037	3'44.318	17.277	31.588	24.854	206.3
7	11'10.912	9'56.929	18.207	30.906	24.870	189.6	13	1'43.842	34.173	16.619	28.952	24.098	210.7
8	1'45.627	34.435	16.816	29.999	24.377	208.3	14	2'30.977	1'19.819	17.402	29.342	24.414	201.9
9	1'46.636	34.316	16.809	29.712	25.799	213.2	15	1'44.332	34.099	16.616	29.477	24.140	211.1
10	1'53.938 P	35.471	16.733	30.171	31.563	210.1							
11	6'15.014	5'04.718	16.727	29.377	24.192	212.5							
12	1'43.722	33.873	16.501	29.238	24.110	213.9							

Fastest Lap: Danny KENT Leopard Racing GBR **1'41.588** 33.187 16.238 28.526 23.637

These data/results cannot be reproduced, stored and/or transmitted in whole or in part by any manner of electronic, mechanical, photocopying, recording, broadcasting or otherwise now known or herein after developed without the previous express consent by the copyright owner, except for reproduction in daily press and regular printed publications on sale to the public within 60 days of the event related to those data/results and always provided that copyright symbol appears together as follows below.
© DORNA, 2015



Free Practice Nr. 3

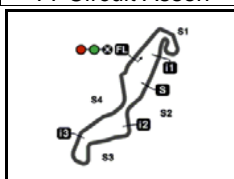
Moto3

Lap	Lap Time	T1	T2	T3	T4	Speed	Lap	Lap Time	T1	T2	T3	T4	Speed	
32nd	22	Ana CARRASCO				RBA Racing Team	SPA	2	1'49.187	36.189	17.565	30.526	24.907	208.0
		Runs=2		Total laps=19		Full laps=16	3	1'47.561	35.555	17.253	30.084	24.669	207.8	
							4	1'47.257	34.914	17.212	30.205	24.926	211.5	
1	1'55.406	36.272	19.529	32.018	27.587	175.2	5	1'55.601 P	36.023	17.622	30.133	31.823	202.0	
2	1'47.232	35.150	16.873	30.344	24.865	210.8	6	11'41.439	10'25.317	18.059	31.738	26.325	203.3	
3	1'47.141	35.449	16.933	29.914	24.845	209.4	7	1'49.928	36.032	17.642	30.829	25.425	205.2	
4	1'45.687	34.649	16.739	29.719	24.580	212.4	8	1'47.379	35.518	17.095	30.150	24.616	207.4	
5	1'45.639	34.731	16.710	29.773	24.425	213.3	9	1'48.612	35.857	17.282	30.757	24.716	206.0	
6	1'46.375	34.836	16.867	29.848	24.824	208.9	10	1'55.347 P	35.765	17.438	30.396	31.748	203.3	
7	1'45.720	34.583	16.799	29.741	24.597	209.2	11	3'50.198	2'37.402	17.887	30.316	24.593	199.9	
8	1'46.234	34.655	16.894	29.951	24.734	207.8	12	1'47.361	35.334	16.912	30.460	24.655	210.1	
9	1'46.009	34.593	16.791	30.022	24.603	209.9	13	1'47.379	35.315	17.106	30.167	24.791	207.4	
10	1'52.401 P	34.551	16.895	29.928	31.027	208.0	14	1'47.574	35.255	17.088	30.274	24.957	207.6	
11	8'13.602	6'58.760	18.524	30.723	25.595	191.7	15	1'47.808	35.523	17.087	30.192	25.006	207.3	
12	1'45.255	34.471	16.753	29.487	24.544	209.4	16	1'47.481	35.191	17.129	30.227	24.934	205.9	
13	1'45.041	34.344	16.808	29.432	24.457	209.0								
14	1'44.711	34.193	16.716	29.407	24.395	209.5	36th	86	Kevin HANUS				Team Hanusch	GER
15	1'44.237	34.176	16.678	29.274	24.109	214.0			Runs=2		Total laps=16		Full laps=13	
16	1'44.064	34.100	16.541	29.286	24.137	213.0	1	1'52.219	36.677	17.978	31.398	26.166	195.0	
17	1'43.975	34.182	16.502	29.152	24.139	213.1	2	1'49.936	36.354	17.598	30.375	25.609	195.3	
18	1'44.381	34.217	16.454	29.282	24.428	213.4	3	1'49.238	35.806	17.526	30.484	25.422	197.2	
19	1'44.531	34.262	16.634	29.315	24.320	211.4	4	1'49.484	35.810	17.802	30.301	25.571	196.9	
							5	1'49.877	35.815	17.583	30.666	25.813	194.5	
33rd	24	Tatsuki SUZUKI				CIP	JPN	6	1'49.503	35.621	17.565	30.648	25.669	195.9
		Runs=3		Total laps=14		Full laps=9	7	1'49.237	35.703	17.523	30.460	25.551	195.1	
1	2'11.845	56.380	18.213	31.683	25.569	204.0	8	1'59.995 P	35.852	18.874	32.109	33.160	183.9	
2	1'47.182	35.711	16.951	29.892	24.628	211.8	9	13'13.187	11'57.686	18.028	31.566	25.907	192.7	
3	1'47.055	35.284	16.806	30.046	24.919	210.4	10	1'49.090	35.626	17.553	30.338	25.573	195.9	
4	1'45.789	35.115	16.863	29.465	24.346	210.8	11	1'48.875	35.469	17.571	30.177	25.658	194.6	
5	1'45.446	34.630	16.851	29.591	24.374	210.0	12	1'48.797	35.578	17.503	30.252	25.464	194.1	
6	1'53.442 P	34.657	16.768	30.053	31.964	209.3	13	1'48.519	35.222	17.468	30.264	25.565	195.2	
7	10'12.503	8'56.965	18.442	31.812	25.284	193.7	14	1'48.467	35.409	17.523	30.164	25.371	194.6	
8	1'46.223	34.985	16.941	29.631	24.666	204.9	15	1'48.408	35.305	17.492	30.055	25.556	194.6	
9	1'46.233	34.717	16.941	29.538	25.037	205.7	16	1'47.849	35.344	17.402	29.824	25.279	197.9	
10	2'00.120 P	37.495	18.019	30.737	33.869	197.4								
11	9'18.721	8'06.896	17.190	29.736	24.899	208.1								
12	1'44.228	34.535	16.517	28.954	24.222	210.3								
13	1'45.277	34.315	16.465	29.476	25.021	213.1								
14	1'44.760	34.270	16.632	29.293	24.565	210.9								
							34th	12	Matteo FERRARI				San Carlo Team Italia	ITA
		Runs=3		Total laps=17		Full laps=11								
1	1'59.021	44.498	17.728	31.601	25.194	206.2	1	1'59.021	44.498	17.728	31.601	25.194	206.2	
2	1'47.551	35.403	17.000	30.253	24.895	206.6	2	1'47.551	35.403	17.000	30.253	24.895	206.6	
3	1'46.499	34.913	16.900	29.957	24.729	207.3	3	1'46.499	34.913	16.900	29.957	24.729	207.3	
4	1'46.100	34.632	17.026	29.813	24.629	208.3	4	1'46.100	34.632	17.026	29.813	24.629	208.3	
5	1'46.091	34.501	16.871	29.842	24.877	208.4	5	1'46.091	34.501	16.871	29.842	24.877	208.4	
6	1'46.065	34.585	16.863	29.796	24.821	205.9	6	1'46.065	34.585	16.863	29.796	24.821	205.9	
7	1'45.871	34.485	16.957	29.859	24.570	204.6	7	1'45.871	34.485	16.957	29.859	24.570	204.6	
8	1'52.424 P	34.160	16.751	29.644	31.869	207.2	8	1'52.424 P	34.160	16.751	29.644	31.869	207.2	
9	7'29.336	6'17.300	17.039	30.143	24.854	205.1	9	7'29.336	6'17.300	17.039	30.143	24.854	205.1	
10	1'46.075	34.375	16.929	29.936	24.835	205.0	10	1'46.075	34.375	16.929	29.936	24.835	205.0	
11	1'45.966	34.421	16.920	29.827	24.798	205.0	11	1'45.966	34.421	16.920	29.827	24.798	205.0	
12	1'45.972	34.501	16.900	29.782	24.789	205.2	12	1'45.972	34.501	16.900	29.782	24.789	205.2	
13	1'45.981	34.400	17.038	29.743	24.800	204.5	13	1'45.981	34.400	17.038	29.743	24.800	204.5	
14	1'51.299 P	34.234	16.843	29.797	30.425	205.5	14	1'51.299 P	34.234	16.843	29.797	30.425	205.5	
15	3'57.962	2'46.028	17.283	29.949	24.702	206.1	15	3'57.962	2'46.028	17.283	29.949	24.702	206.1	
16	1'44.684	34.236	16.699	29.409	24.340	207.9	16	1'44.684	34.236	16.699	29.409	24.340	207.9	
	unfinished	34.143	16.934	29.395		207.3								
							35th	25	Jorel BOERBOOM				FPW Racing	NED
		Runs=3		Total laps=16		Full laps=11								
1	1'53.368	37.758	18.196	31.663	25.751	206.9	1	1'53.368	37.758	18.196	31.663	25.751	206.9	

Fastest Lap: Danny KENT Leopard Racing GBR **1'41.588** 33.187 16.238 28.526 23.637

These data/results cannot be reproduced, stored and/or transmitted in whole or in part by any manner of electronic, mechanical, photocopying, recording, broadcasting or otherwise now known or herein after developed without the previous express consent by the copyright owner, except for reproduction in daily press and regular printed publications on sale to the public within 60 days of the event related to those data/results and always provided that copyright symbol appears together as follows below.
© DORNA, 2015





4542 m.

MOTUL TT ASSEN

Free Practice Nr. 3

Best Partial Times

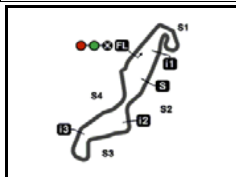
Moto3

IT Ideal Lap Time, sum of the best partial times*BT* Best Lap Time

<i>T1</i>		<i>T2</i>		<i>T3</i>		<i>T4</i>				<i>IT</i>	<i>BT</i>	
<i>Pos</i>	<i>Rider</i>	<i>Time</i>	<i>Rider</i>	<i>Time</i>	<i>Rider</i>	<i>Time</i>	<i>Rider</i>	<i>Time</i>	<i>Pos</i>	<i>Rider</i>		
1	D.KENT	33.187	D.KENT	16.211	D.KENT	28.452	D.KENT	23.589	1	D.KENT	1'41.439	1'41.588 (1)
2	R.FENATI	33.235	E.VAZQUEZ	16.238	F.QUARTARARO	28.499	J.NAVARRO	23.596	2	R.FENATI	1'41.642	1'41.656 (2)
3	J.NAVARRO	33.242	R.FENATI	16.254	R.FENATI	28.502	K.HANIKA	23.635	3	J.NAVARRO	1'41.732	1'41.901 (3)
4	E.VAZQUEZ	33.329	A.MASBOU	16.255	A.MASBOU	28.614	R.FENATI	23.651	4	E.VAZQUEZ	1'41.983	1'42.295 (5)
5	F.QUARTARARO	33.340	P.OETTL	16.255	J.NAVARRO	28.617	N.AJO	23.661	5	F.QUARTARAR	1'42.036	1'42.327 (6)
6	M.OLIVEIRA	33.544	B.BINDER	16.263	M.OLIVEIRA	28.640	E.VAZQUEZ	23.665	6	A.MASBOU	1'42.244	1'42.244 (4)
7	J.MCPHEE	33.572	N.AJO	16.272	J.MARTIN	28.649	P.OETTL	23.715	7	M.OLIVEIRA	1'42.382	1'42.602 (9)
8	F.BAGNAIA	33.589	J.NAVARRO	16.277	B.BINDER	28.700	A.MASBOU	23.723	8	N.AJO	1'42.446	1'42.551 (8)
9	J.MARTIN	33.589	N.ANTONELLI	16.277	M.HERRERA	28.737	E.BASTIANINI	23.749	9	J.MARTIN	1'42.458	1'42.645 (10)
10	E.BASTIANINI	33.624	J.MCPHEE	16.299	E.VAZQUEZ	28.751	L.LOI	23.777	10	K.HANIKA	1'42.474	1'42.513 (7)
11	N.ANTONELLI	33.625	E.BASTIANINI	16.307	I.VIÑALES	28.801	F.QUARTARARO	23.788	11	P.OETTL	1'42.521	1'42.670 (11)
12	A.MASBOU	33.652	A.LOCATELLI	16.313	J.KORNFEIL	28.803	N.ANTONELLI	23.788	12	B.BINDER	1'42.534	1'42.770 (16)
13	N.AJO	33.671	A.MIGNO	16.324	F.BAGNAIA	28.823	F.BAGNAIA	23.793	13	E.BASTIANINI	1'42.568	1'42.752 (15)
14	K.HANIKA	33.673	M.OLIVEIRA	16.325	K.HANIKA	28.824	J.GUEVARA	23.853	14	F.BAGNAIA	1'42.585	1'42.690 (12)
15	M.HERRERA	33.680	J.GUEVARA	16.335	P.OETTL	28.833	J.MCPHEE	23.856	15	N.ANTONELLI	1'42.594	1'42.718 (13)
16	I.VIÑALES	33.694	K.HANIKA	16.342	N.AJO	28.842	J.MARTIN	23.863	16	J.MCPHEE	1'42.595	1'42.723 (14)
17	B.BINDER	33.707	J.MARTIN	16.357	J.MCPHEE	28.868	B.BINDER	23.864	17	I.VIÑALES	1'42.749	1'43.053 (18)
18	P.OETTL	33.718	Z.KHAIRUDDIN	16.358	E.BASTIANINI	28.888	M.OLIVEIRA	23.873	18	M.HERRERA	1'42.772	1'43.046 (17)
19	J.KORNFEIL	33.743	H.ONO	16.366	A.MIGNO	28.899	I.VIÑALES	23.881	19	J.GUEVARA	1'42.866	1'43.139 (20)
20	J.GUEVARA	33.779	L.LOI	16.370	J.GUEVARA	28.899	A.MIGNO	23.912	20	J.KORNFEIL	1'42.967	1'43.120 (19)
21	L.LOI	33.841	I.VIÑALES	16.373	N.ANTONELLI	28.904	A.LOCATELLI	23.936	21	A.MIGNO	1'42.991	1'43.216 (22)
22	A.MIGNO	33.856	F.BAGNAIA	16.380	A.TONUCCI	28.927	J.KORNFEIL	23.959	22	L.LOI	1'43.104	1'43.200 (21)
23	S.MANZI	33.865	M.HERRERA	16.387	R.GARDNER	28.952	M.HERRERA	23.968	23	A.LOCATELLI	1'43.243	1'43.470 (23)
24	D.BINDER	33.865	F.QUARTARARO	16.409	T.SUZUKI	28.954	G.RODRIGO	24.020	24	A.TONUCCI	1'43.338	1'43.480 (24)

These data/results cannot be reproduced, stored and/or transmitted in whole or in part by any manner of electronic, mechanical, photocopying, recording, broadcasting or otherwise now known or herein after developed without the previous express consent by the copyright owner, except for reproduction in daily press and regular printed publications on sale to the public within 60 days of the event related to those data/results and always provided that copyright symbol appears together as follows below.
© DORNA, 2015





4542 m.

MOTUL TT ASSEN

Free Practice Nr. 3

Best Partial Times

Moto3

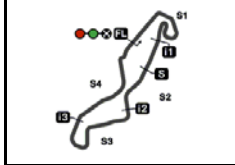
IT Ideal Lap Time, sum of the best partial times*BT* Best Lap Time

<i>T1</i>		<i>T2</i>		<i>T3</i>		<i>T4</i>				<i>IT</i>	<i>BT</i>	
<i>Pos</i>	<i>Rider</i>	<i>Time</i>	<i>Rider</i>	<i>Time</i>	<i>Rider</i>	<i>Time</i>	<i>Rider</i>	<i>Time</i>	<i>Pos</i>	<i>Rider</i>		
25	J.DANILO	33.900	S.MANZI	16.444	A.LOCATELLI	29.035	A.TONUCCI	24.038	25	Z.KHAIRUDDIN	1'43.525	1'43.639 (26)
26	H.ONO	33.901	D.BINDER	16.452	J.DANILO	29.073	H.ONO	24.050	26	D.BINDER	1'43.555	1'43.722 (28)
27	A.TONUCCI	33.919	A.TONUCCI	16.454	G.RODRIGO	29.087	Z.KHAIRUDDIN	24.063	27	G.RODRIGO	1'43.557	1'43.678 (27)
28	Z.KHAIRUDDIN	33.954	A.CARRASCO	16.454	L.LOI	29.116	S.MANZI	24.071	28	H.ONO	1'43.569	1'43.569 (25)
29	A.LOCATELLI	33.959	J.KORNFEIL	16.462	D.BINDER	29.128	R.GARDNER	24.098	29	S.MANZI	1'43.578	1'43.768 (29)
30	G.RODRIGO	33.982	T.SUZUKI	16.465	Z.KHAIRUDDIN	29.150	A.CARRASCO	24.109	30	R.GARDNER	1'43.598	1'43.842 (31)
31	R.GARDNER	34.004	G.RODRIGO	16.468	A.CARRASCO	29.152	D.BINDER	24.110	31	J.DANILO	1'43.725	1'43.814 (30)
32	A.CARRASCO	34.100	J.DANILO	16.500	S.MANZI	29.198	T.SUZUKI	24.222	32	A.CARRASCO	1'43.815	1'43.975 (32)
33	M.FERRARI	34.143	R.GARDNER	16.544	H.ONO	29.252	J.DANILO	24.252	33	T.SUZUKI	1'43.911	1'44.228 (33)
34	T.SUZUKI	34.270	M.FERRARI	16.699	M.FERRARI	29.395	M.FERRARI	24.340	34	M.FERRARI	1'44.577	1'44.684 (34)
35	J.BOERBOOM	34.914	J.BOERBOOM	16.912	K.HANUS	29.824	J.BOERBOOM	24.593	35	J.BOERBOOM	1'46.503	1'47.257 (35)
36	K.HANUS	35.222	K.HANUS	17.402	J.BOERBOOM	30.084	K.HANUS	25.279	36	K.HANUS	1'47.727	1'47.849 (36)

These data/results cannot be reproduced, stored and/or transmitted in whole or in part by any manner of electronic, mechanical, photocopying, recording, broadcasting or otherwise now known or herein after developed without the previous express consent by the copyright owner, except for reproduction in daily press and regular printed publications on sale to the public within 60 days of the event related to those data/results and always provided that copyright symbol appears together as follows below.
© DORNA, 2015

Official MotoGP Timing by TISSOT
www.motogp.com






4542 m.

MOTUL TT ASSEN

Free Practice Nr. 3

Fastest Laps Sequence

<i>Practice Time</i>	 <i>Rider</i>	<i>Nation</i>	<i>Motorcycle</i>	<i>Time</i>	<i>Km/h</i>	<i>Rider's Lap</i>
3'33.165	65 Philipp OETTL	GER	KTM	1'46.603	153.3	2
3'39.124	5 Romano FENATI	ITA	KTM	1'44.143	157.0	2
5'22.707	5 Romano FENATI	ITA	KTM	1'43.583	157.8	3
5'49.563	7 Efren VAZQUEZ	SPA	HONDA	1'43.512	157.9	3
5'55.775	52 Danny KENT	GBR	HONDA	1'43.064	158.6	3
7'05.610	5 Romano FENATI	ITA	KTM	1'42.903	158.8	4
7'32.415	7 Efren VAZQUEZ	SPA	HONDA	1'42.852	158.9	4
7'38.458	52 Danny KENT	GBR	HONDA	1'42.683	159.2	4
20'10.498	20 Fabio QUARTARARO	FRA	HONDA	1'42.542	159.4	8
20'24.957	52 Danny KENT	GBR	HONDA	1'42.403	159.6	8
21'52.825	20 Fabio QUARTARARO	FRA	HONDA	1'42.327	159.7	9
34'30.412	52 Danny KENT	GBR	HONDA	1'42.308	159.8	12
36'12.310	52 Danny KENT	GBR	HONDA	1'41.898	160.4	13
37'53.898	52 Danny KENT	GBR	HONDA	1'41.588	160.9	14

These data/results cannot be reproduced, stored and/or transmitted in whole or in part by any manner of electronic, mechanical, photocopying, recording, broadcasting or otherwise now known or herein after developed without the previous express consent by the copyright owner, except for reproduction in daily press and regular printed publications on sale to the public within 60 days of the event related to those data/results and always provided that copyright symbol appears together as follows below.

© DORNA, 2015

Official MotoGP Timing by TISSOT
www.motogp.com

Assen, Friday, June 26, 2015

