


COMMERCIAL BANK GRAND PRIX OF QATAR

Race

Classification after 20 laps = 107.6 km

29

Pos		Rider	Nation	Team	Motorcycle	Total Time	Km/h	Gap
1	25	94 Jonas FOLGER	GER	AGR Team	KALEX	40'18.532	160.1	
2	20	19 Xavier SIMEON	BEL	Federal Oil Gresini Moto2	KALEX	40'23.583	159.8	5.051
3	16	12 Thomas LUTHI	SWI	Derendinger Racing Interwetten	KALEX	40'30.655	159.3	12.123
4	13	40 Alex RINS	SPA	Paginas Amarillas HP 40	KALEX	40'30.734	159.3	12.202
5	11	21 Franco MORBIDELLI	ITA	Italtrans Racing Team	KALEX	40'32.917	159.2	14.385
6	10	36 Mika KALLIO	FIN	Italtrans Racing Team	KALEX	40'32.945	159.2	14.413
7	9	11 Sandro CORTESE	GER	Dynavolt Intact GP	KALEX	40'33.003	159.2	14.471
8	8	5 Johann ZARCO	FRA	Ajo Motorsport	KALEX	40'37.073	158.9	18.541
9	7	96 Louis ROSSI	FRA	Tasca Racing Scuderia Moto2	TECH 3	40'39.446	158.7	20.914
10	6	7 Lorenzo BALDASSARRI	ITA	Athinà Forward Racing	KALEX	40'39.868	158.7	21.336
11	5	73 Alex MARQUEZ	SPA	EG 0,0 Marc VDS	KALEX	40'40.379	158.7	21.847
12	4	55 Hafizh SYAHRIN	MAL	Petronas Raceline Malaysia	KALEX	40'41.758	158.6	23.226
13	3	60 Julian SIMON	SPA	QMMF Racing Team	SPEED UP	40'44.105	158.4	25.573
14	2	30 Takaaki NAKAGAMI	JPN	IDEMITSU Honda Team Asia	KALEX	40'48.316	158.2	29.784
15	1	77 Dominique AEGERTER	SWI	Technomag Racing Interwetten	KALEX	40'48.799	158.1	30.267
16		23 Marcel SCHROTTER	GER	Tech 3	TECH 3	40'53.093	157.9	34.561
17		4 Randy KRUMMENACHE	SWI	JIR Racing Team	KALEX	40'55.382	157.7	36.850
18		25 Azlan SHAH	MAL	IDEMITSU Honda Team Asia	KALEX	41'06.878	157.0	48.346
19		10 Thitipong WAROKORN	THA	APH PTT The Pizza SAG	KALEX	41'07.304	156.9	48.772
20		70 Robin MULHAUSER	SWI	Technomag Racing Interwetten	KALEX	41'08.202	156.9	49.670
21		66 Florian ALT	GER	Octo Iodaracing Team	SUTER	41'34.128	155.3	1'15.596
22		2 Jesko RAFFIN	SWI	sports-millions-EMWE-SAG	KALEX	41'34.173	155.3	1'15.641
23		51 Zaqhwan ZAIDI	MAL	JPMoto Malaysia	SUTER	41'40.225	154.9	1'21.693
Not classified								
		88 Ricard CARDUS	SPA	Tech 3	TECH 3	38'38.469	158.7	1 lap
		95 Anthony WEST	AUS	QMMF Racing Team	SPEED UP	18'25.143	157.7	11 laps
		3 Simone CORSI	ITA	Athinà Forward Racing	KALEX	6'11.670	156.3	17 laps
		1 Tito RABAT	SPA	EG 0,0 Marc VDS	KALEX	6'11.694	156.3	17 laps
		39 Luis SALOM	SPA	Paginas Amarillas HP 40	KALEX	6'13.848	155.4	17 laps
		49 Axel PONS	SPA	AGR Team	KALEX	6'14.183	155.2	17 laps
		22 Sam LOWES	GBR	Speed Up Racing	SPEED UP	4'06.082	157.4	18 laps

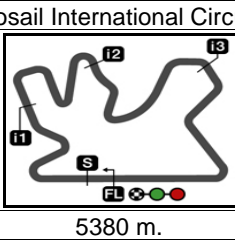
The results are provisional until the end of the limit for protest and appeals.

Time limit for protest expires 30' after publication of the results - Mr. Time:

These data/results cannot be reproduced, stored and/or transmitted in whole or in part by any manner of electronic, mechanical, photocopying, recording, broadcasting or otherwise now known or herein after developed without the previous express consent by the copyright owner, except for reproduction in daily press and regular printed publications on sale to the public within 60 days of the event related to those data/results and always provided that copyright symbol appears together as follows below.

© DORNA, 2015





COMMERCIAL BANK GRAND PRIX OF QATAR

Race

Classification after 20 laps = 107.6 km

29

Pos	Rider	Nation	Team	Motorcycle	Total Time	Km/h	Gap
-----	-------	--------	------	------------	------------	------	-----

Race condition: Dry
 Air: 22°
 Humidity: 83%
 Ground: 29°

Pole Position:		Sam LOWES	1'59.423	162.1 Km/h
Fastest Lap (New record):	Lap 2	Johann ZARCO	1'59.918	161.5 Km/h
Circuit Record Lap:	2014	Maverick VIÑALES	2'00.168	161.1 Km/h
Circuit Best Lap:	2015	Sam LOWES	1'59.423	162.1 Km/h

19:05'00		SIGHTING LAP START
19:18'00		WARM UP LAP START
19:21'28		RACE START
19:22'36		No jump start
19:27'29	Sam LOWES	crashed out - Rider OK
19:27'52	Tito RABAT	crashed out - Rider OK
19:28'08	Simone CORSI	crashed out - Rider OK
19:28'54	Luis SALOM	crashed out - Rider OK
19:28'55	Axel PONS	crashed out - Rider OK
19:29'36	Sam LOWES	entered pits and retired
19:40'36	Anthony WEST	crashed out - Rider OK
19:40'57	Anthony WEST	re-joined race
19:41'32	Anthony WEST	retired
20:01'16	Ricard CARDUS	crashed out - Rider OK
20:02'23	Ricard CARDUS	re-joined race
20:05'01	Ricard CARDUS	entered pits and retired

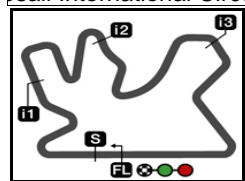
The results are provisional until the end of the limit for protest and appeals.

Time limit for protest expires 30' after publication of the results - Mr. Time:

These data/results cannot be reproduced, stored and/or transmitted in whole or in part by any manner of electronic, mechanical, photocopying, recording, broadcasting or otherwise now known or herein after developed without the previous express consent by the copyright owner, except for reproduction in daily press and regular printed publications on sale to the public within 60 days of the event related to those data/results and always provided that copyright symbol appears together as follows below.

© DORNA, 2015





5380 m.

COMMERCIAL BANK GRAND PRIX OF QATAR

Moto2

World Championship Classification

30

Rider	Nation	Points	QAT	AME	ARG	SPA	FRA	ITA	CAT	NED	GER	INP	CZE	GBR	RSM	ARA	JPN	AUS	MAL	VAL
1 FOLGER Jonas	GER	25	25																	
2 SIMEON Xavier	BEL	20	20																	
3 LUTHI Thomas	SWI	16	16																	
4 RINS Alex	SPA	13	13																	
5 MORBIDELLI Franco	ITA	11	11																	
6 KALLIO Mika	FIN	10	10																	
7 CORTESE Sandro	GER	9	9																	
8 ZARCO Johann	FRA	8	8																	
9 ROSSI Louis	FRA	7	7																	
10 BALDASSARRI Lorenz	ITA	6	6																	
11 MARQUEZ Alex	SPA	5	5																	
12 SYHRIN Hafizh	MAL	4	4																	
13 SIMON Julian	SPA	3	3																	
14 NAKAGAMI Takaaki	JPN	2	2																	
15 AEGERTER Dominiqu	SWI	1	1																	

Constructor	Points	QAT	AME	ARG	SPA	FRA	ITA	CAT	NED	GER	INP	CZE	GBR	RSM	ARA	JPN	AUS	MAL	VAL	
1 KALEX	25	25																		
2 TECH 3	7	7																		
3 SPEED UP	3	3																		

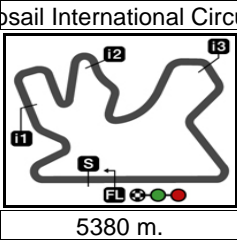
These data/results cannot be reproduced, stored and/or transmitted in whole or in part by any manner of electronic, mechanical, photocopying, recording, broadcasting or otherwise now known or herein after developed without the previous express consent by the copyright owner, except for reproduction in daily press and regular printed publications on sale to the public within 60 days of the event related to those data/results and always provided that copyright symbol appears together as follows below.

© DORNA, 2015

Official MotoGP Timing by 
www.motogp.com



Doha, Sunday, March 29, 2015



COMMERCIAL BANK GRAND PRIX OF QATAR

Race
Lap Chart

31

Pos	1	2	3	4	5	6	7	8	9	10	11	12	13	14	15	16	17	18	19	20	21	22	23	24	25	26	27	28	29	30
Grid	22	5	1	11	94	19	12	21	40	3	49	73	96	88	39	36	23	30	55	7	60	95	25	4	77	10	51	70	2	66



	1	22	5	21	94	19	11	3	1	88	36	96	55	73	12	95	49	39	7	77	40	23	30	60	4	10	25	66	70	51	2
	2	5	22	94	21	19	3	11	1	36	88	55	96	12	95	49	39	7	73	77	40	23	30	60	4	25	10	70	66	51	2
	3	5	94	19	21	11	3	1	36	88	55	96	12	95	39	49	7	40	73	77	23	60	30	4	25	10	70	51	66	2	
	4	5	94	19	21	11	36	88	12	55	96	7	40	95	73	77	60	23	30	25	4	10	70	51	66	2					
	5	5	94	19	21	11	36	88	12	96	40	55	7	95	73	60	77	23	30	25	4	10	70	66	51	2					
	6	5	94	19	21	11	36	12	88	96	40	7	55	95	73	60	77	23	30	4	25	10	70	66	51	2					
	7	5	94	19	21	11	36	12	88	96	40	7	55	95	73	60	77	23	30	4	25	10	70	66	51	2					
	8	5	94	19	21	11	12	36	88	40	96	7	95	55	73	60	23	77	30	4	25	10	70	66	51	2					
	9	5	94	19	21	11	12	36	88	40	96	7	55	73	95	60	23	77	30	4	25	10	70	66	2	51					
	10	5	94	19	11	21	12	36	40	88	96	7	73	55	60	77	23	30	4	25	10	70	66	2	51						
L	11	5	94	19	11	21	12	36	40	88	7	96	73	55	60	23	30	77	4	25	10	70	66	2	51						
a	12	5	94	19	11	21	12	36	40	88	7	96	73	55	60	23	30	77	4	25	10	70	66	2	51						
P	13	5	94	19	11	21	12	36	40	88	7	96	73	55	60	30	23	77	4	25	10	70	66	2	51						
S	14	5	94	19	11	21	12	36	40	7	96	88	73	55	60	30	23	77	4	25	10	70	66	2	51						
	15	5	94	19	11	21	12	36	40	7	96	88	73	55	60	30	23	77	4	10	25	70	66	2	51						
	16	5	94	19	21	11	12	36	40	7	96	88	73	55	60	30	23	77	4	10	25	70	66	2	51						
	17	5	94	19	21	12	36	11	40	7	96	88	73	55	60	30	23	77	4	10	25	70	66	2	51						
	18	94	19	5	12	36	11	21	40	7	96	88	73	55	60	30	23	77	4	10	25	70	66	2	51						
	19	94	19	12	40	21	36	11	5	7	96	88	73	55	60	30	23	77	4	10	25	70	66	2	51						
	20	94	19	12	40	21	36	11	5	96	7	73	55	60	30	77	23	4	25	10	70	66	2	51							

Winner Lapped rider

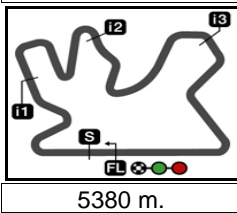
These data/results cannot be reproduced, stored and/or transmitted in whole or in part by any manner of electronic, mechanical, photocopying, recording, broadcasting or otherwise now known or herein after developed without the previous express consent by the copyright owner, except for reproduction in daily press and regular printed publications on sale to the public within 60 days of the event related to those data/results and always provided that copyright symbol appears together as follows below.

© DORNA, 2015

Official MotoGP Timing by TISSOT
www.motogp.com



Doha, Sunday, March 29, 2015



COMMERCIAL BANK GRAND PRIX OF QATAR

Race

Fastest Lap of Each Rider

32

	Rider	Nation	Team	Motorcycle	Time	Lap Total	Gap
1	5 Johann ZARCO	FRA	Ajo Motorsport	KALEX	1'59.918	2 20	
2	94 Jonas FOLGER	GER	AGR Team	KALEX	2'00.144	7 20	0.226 0.226
3	22 Sam LOWES	GBR	Speed Up Racing	SPEED UP	2'00.182	2 2	0.264 0.038
4	19 Xavier SIMEON	BEL	Federal Oil Gresini Moto2	KALEX	2'00.276	5 20	0.358 0.094
5	12 Thomas LUTHI	SWI	Derendinger Racing Interwetten	KALEX	2'00.326	9 20	0.408 0.050
6	40 Alex RINS	SPA	Paginas Amarillas HP 40	KALEX	2'00.448	19 20	0.530 0.122
7	11 Sandro CORTESE	GER	Dynavolt Intact GP	KALEX	2'00.596	6 20	0.678 0.148
8	21 Franco MORBIDELLI	ITA	Italtrans Racing Team	KALEX	2'00.742	6 20	0.824 0.146
9	36 Mika KALLIO	FIN	Italtrans Racing Team	KALEX	2'00.760	8 20	0.842 0.018
10	7 Lorenzo BALDASSARRI	ITA	Athinà Forward Racing	KALEX	2'00.789	6 20	0.871 0.029
11	1 Tito RABAT	SPA	EG 0,0 Marc VDS	KALEX	2'00.987	3 3	1.069 0.198
12	60 Julian SIMON	SPA	QMMF Racing Team	SPEED UP	2'01.007	6 20	1.089 0.020
13	88 Ricard CARDUS	SPA	Tech 3	TECH 3	2'01.041	3 19	1.123 0.034
14	73 Alex MARQUEZ	SPA	EG 0,0 Marc VDS	KALEX	2'01.057	12 20	1.139 0.016
15	55 Hafizh SYAHRIN	MAL	Petronas Raceline Malaysia	KALEX	2'01.100	14 20	1.182 0.043
16	95 Anthony WEST	AUS	QMMF Racing Team	SPEED UP	2'01.158	3 9	1.240 0.058
17	39 Luis SALOM	SPA	Paginas Amarillas HP 40	KALEX	2'01.253	3 3	1.335 0.095
18	96 Louis ROSSI	FRA	Tasca Racing Scuderia Moto2	TECH 3	2'01.291	3 20	1.373 0.038
19	23 Marcel SCHROTTER	GER	Tech 3	TECH 3	2'01.425	17 20	1.507 0.134
20	77 Dominique AEGERTER	SWI	Technomag Racing Interwetten	KALEX	2'01.428	17 20	1.510 0.003
21	3 Simone CORSI	ITA	Athinà Forward Racing	KALEX	2'01.433	3 3	1.515 0.005
22	49 Axel PONS	SPA	AGR Team	KALEX	2'01.614	3 3	1.696 0.181
23	30 Takaaki NAKAGAMI	JPN	IDEMITSU Honda Team Asia	KALEX	2'01.655	16 20	1.737 0.041
24	4 Randy KRUMMENACHER	SWI	JIR Racing Team	KALEX	2'01.891	14 20	1.973 0.236
25	25 Azlan SHAH	MAL	IDEMITSU Honda Team Asia	KALEX	2'02.011	2 20	2.093 0.120
26	70 Robin MULHAUSER	SWI	Technomag Racing Interwetten	KALEX	2'02.300	6 20	2.382 0.289
27	10 Thitipong WAROKORN	THA	APH PTT The Pizza SAG	KALEX	2'02.312	6 20	2.394 0.012
28	66 Florian ALT	GER	Octo Iodaracing Team	SUTER	2'03.608	4 20	3.690 1.296
29	51 Zaqhwani ZAIDI	MAL	JPMoto Malaysia	SUTER	2'03.664	4 20	3.746 0.056
30	2 Jesko RAFFIN	SWI	sports-millions-EMWE-SAG	KALEX	2'03.761	4 20	3.843 0.097

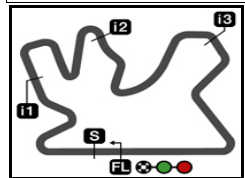
These data/results cannot be reproduced, stored and/or transmitted in whole or in part by any manner of electronic, mechanical, photocopying, recording, broadcasting or otherwise now known or herein after developed without the previous express consent by the copyright owner, except for reproduction in daily press and regular printed publications on sale to the public within 60 days of the event related to those data/results and always provided that copyright symbol appears together as follows below.

© DORNA, 2015

Official MotoGP Timing by TISSOT
www.motogp.com

Doha, Sunday, March 29, 2015





5380 m.

COMMERCIAL BANK GRAND PRIX OF QATAR

After the Race

Event Best Maximum Speed

33



Rider	Nation Team	Motorcycle	Km/h	
40 Alex RINS	SPA Paginas Amarillas HP 40	KALEX	286.7	Race
39 Luis SALOM	SPA Paginas Amarillas HP 40	KALEX	286.0	Race
60 Julian SIMON	SPA QMMF Racing Team	SPEED UP	285.6	Race
49 Axel PONS	SPA AGR Team	KALEX	285.1	Free Practice
88 Ricard CARDUS	SPA Tech 3	TECH 3	284.8	Race
77 Dominique AEGERTER	SWI Technomag Racing Interwetten	KALEX	284.8	Free Practice
73 Alex MARQUEZ	SPA EG 0,0 Marc VDS	KALEX	284.4	Race
25 Azlan SHAH	MAL IDEMITSU Honda Team Asia	KALEX	284.4	Race
19 Xavier SIMEON	BEL Federal Oil Gresini Moto2	KALEX	283.9	Free Practice
36 Mika KALLIO	FIN Italtrans Racing Team	KALEX	283.6	Race
1 Tito RABAT	SPA EG 0,0 Marc VDS	KALEX	283.3	Race
96 Louis ROSSI	FRA Tasca Racing Scuderia Moto2	TECH 3	282.7	Race
11 Sandro CORTESE	GER Dynavolt Intact GP	KALEX	282.6	Race
12 Thomas LUTHI	SWI Derendinger Racing Interwetten	KALEX	282.6	Race
55 Hafizh SYAHRIN	MAL Petronas Raceline Malaysia	KALEX	282.5	Race
95 Anthony WEST	AUS QMMF Racing Team	SPEED UP	282.3	Race
30 Takaaki NAKAGAMI	JPN IDEMITSU Honda Team Asia	KALEX	282.2	Race
21 Franco MORBIDELLI	ITA Italtrans Racing Team	KALEX	282.0	Race
94 Jonas FOLGER	GER AGR Team	KALEX	281.9	Race
23 Marcel SCHROTTER	GER Tech 3	TECH 3	281.6	Race
10 Thitipong WAROKORN	THA APH PTT The Pizza SAG	KALEX	281.0	Race
4 Randy KRUMMENACHER	SWI JIR Racing Team	KALEX	280.9	Race
70 Robin MULHAUSER	SWI Technomag Racing Interwetten	KALEX	280.8	Race
7 Lorenzo BALDASSARRI	ITA Athinà Forward Racing	KALEX	280.8	Race
5 Johann ZARCO	FRA Ajo Motorsport	KALEX	280.8	Free Practice
2 Jesko RAFFIN	SWI sports-millions-EMWE-SAG	KALEX	280.1	Warm Up
3 Simone CORSI	ITA Athinà Forward Racing	KALEX	279.6	Free Practice
22 Sam LOWES	GBR Speed Up Racing	SPEED UP	279.2	Warm Up
51 Zaqhwani ZAIDI	MAL JPMoto Malaysia	SUTER	278.7	Free Practice
66 Florian ALT	GER Octo Iodaracing Team	SUTER	278.4	Warm Up

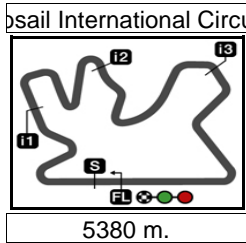
These data/results cannot be reproduced, stored and/or transmitted in whole or in part by any manner of electronic, mechanical, photocopying, recording, broadcasting or otherwise now known or herein after developed without the previous express consent by the copyright owner, except for reproduction in daily press and regular printed publications on sale to the public within 60 days of the event related to those data/results and always provided that copyright symbol appears together as follows below.

© DORNA, 2015

Official MotoGP Timing by TISSOT
www.motogp.com

Doha, Sunday, March 29, 2015





COMMERCIAL BANK GRAND PRIX OF QATAR

Race

Chronological Analysis of Performances

34

P Crossing the finish line in pit lane		T1 Time from finish line to 1st intermediate					T2 Time from 1st intermed. to 2nd intermed.					T3 Time from 2nd intermed. to 3rd intermed.					T4 Time from 3rd intermediate to finish line				
Lap	Lap Time	T1	T2	T3	T4	Speed	Lap	Lap Time	T1	T2	T3	T4	Speed	Lap	Lap Time	T1	T2	T3	T4	Speed	
1st 94 Jonas FOLGER AGR Team GER																					
1	2'07.309	32.757	31.189	29.503	33.860	175.6	5	2'00.529	26.120	31.070	29.472	33.867	281.6	10	2'01.470	26.366	31.337	29.673	34.094	280.7	
2	2'00.825	26.552	30.960	29.429	33.884	281.9	6	2'00.428	26.370	30.900	29.374	33.784	280.8	11	2'01.783	26.712	31.367	29.646	34.058	282.0	
3	2'01.192	26.875	31.001	29.342	33.974	275.3	7	2'00.756	26.291	31.072	29.539	33.854	282.3	12	2'01.165	26.353	31.249	29.646	33.917	281.4	
4	2'00.572	26.375	30.987	29.351	33.859	274.7	8	2'00.381	26.214	30.889	29.435	33.843	281.3	13	2'00.760	26.278	31.065	29.581	33.836	281.9	
5	2'00.500	26.425	30.870	29.342	33.863	274.9	9	2'00.326	26.201	30.965	29.372	33.788	280.4	14	2'01.207	26.508	31.122	29.679	33.898	282.6	
6	2'00.466	26.378	30.858	29.333	33.897	275.0	10	2'01.470	26.366	31.337	29.673	34.094	280.7	15	2'01.610	26.344	31.253	29.980	34.033	282.6	
7	2'00.144	26.257	30.808	29.266	33.813	274.8	11	2'01.783	26.712	31.367	29.646	34.058	282.0	16	2'01.975	26.666	31.230	30.104	33.975	281.9	
8	2'00.354	26.282	30.841	29.330	33.901	274.9	12	2'01.165	26.353	31.249	29.646	33.917	281.4	17	2'01.628	26.266	31.269	30.079	34.014	279.7	
9	2'00.494	26.285	30.881	29.436	33.892	275.5	13	2'00.760	26.278	31.065	29.581	33.836	281.9	18	2'00.711	26.506	30.947	29.460	33.798	280.9	
10	2'00.462	26.247	30.869	29.459	33.887	276.0	14	2'01.207	26.508	31.122	29.679	33.898	282.6	19	2'00.881	26.257	30.911	29.760	33.953	278.5	
11	2'00.362	26.203	30.786	29.461	33.912	275.2	15	2'01.610	26.344	31.253	29.980	34.033	282.6	20	2'01.159	26.437	31.114	29.680	33.928	278.4	
12	2'00.430	26.266	30.822	29.438	33.904	275.0	16	2'01.975	26.666	31.230	30.104	33.975	281.9								
13	2'00.546	26.288	30.860	29.374	34.024	276.4	17	2'01.628	26.266	31.269	30.079	34.014	279.7								
14	2'00.684	26.307	30.880	29.482	34.015	275.7	18	2'00.711	26.506	30.947	29.460	33.798	280.9								
15	2'00.544	26.322	30.849	29.460	33.913	275.3	19	2'00.881	26.257	30.911	29.760	33.953	278.5								
16	2'00.508	26.233	30.915	29.480	33.880	276.4	20	2'01.159	26.437	31.114	29.680	33.928	278.4								
17	2'00.640	26.297	31.009	29.496	33.838	276.4															
18	2'00.680	26.359	30.919	29.491	33.911	274.1															
19	2'00.573	26.287	30.897	29.483	33.906	275.7															
20	2'01.247	26.435	30.886	29.525	34.401	275.5															
2nd 19 Xavier SIMEON Federal Oil Gresini Mo BEL																					
1	2'08.373	32.906	31.430	29.661	34.376	177.8	5	2'01.238	26.405	31.100	29.547	34.186	282.1	10	2'01.108	26.616	31.119	29.516	33.857	281.1	
2	2'00.588	26.519	30.927	29.435	33.707	275.6	6	2'00.721	26.329	30.972	29.546	33.874	277.7	11	2'01.005	26.527	31.110	29.541	33.827	277.6	
3	2'01.054	26.408	31.442	29.479	33.725	276.9	7	2'01.138	26.480	31.176	29.655	33.827	278.7	12	2'00.945	26.440	31.050	29.485	33.970	277.3	
4	2'00.289	26.409	30.882	29.322	33.676	276.5	8	2'00.709	26.411	31.018	29.467	33.813	279.7	13	2'01.062	26.445	31.180	29.566	33.871	278.1	
5	2'00.276	26.277	30.952	29.316	33.731	276.6	9	2'01.105	26.593	31.052	29.658	33.802	277.7	14	2'00.749	26.427	30.968	29.568	33.786	277.7	
6	2'00.762	26.381	31.053	29.400	33.928	279.2	10	2'01.108	26.616	31.119	29.516	33.857	281.1	15	2'00.738	26.452	31.064	29.484	33.738	277.7	
7	2'00.365	26.328	30.956	29.349	33.732	277.0	11	2'01.005	26.527	31.110	29.541	33.827	277.6	16	2'00.637	26.410	30.992	29.412	33.823	279.1	
8	2'00.320	26.235	30.898	29.449	33.738	276.7	12	2'00.945	26.440	31.050	29.485	33.970	277.3	17	2'01.063	26.766	30.923	29.417	33.957	280.3	
9	2'00.499	26.272	31.156	29.335	33.736	277.2	13	2'01.062	26.445	31.180	29.566	33.871	278.1	18	2'01.435	26.568	31.254	29.803	33.810	282.7	
10	2'00.667	26.342	31.029	29.475	33.821	277.5	14	2'00.749	26.427	30.968	29.568	33.786	277.7	19	2'00.448	26.291	30.943	29.396	33.818	284.2	
11	2'00.759	26.356	31.027	29.530	33.846	277.3	15	2'00.738	26.452	31.064	29.484	33.738	277.7	20	2'00.457	26.327	30.855	29.428	33.847	277.3	
12	2'00.895	26.365	30.997	29.658	33.875	276.9	16	2'00.637	26.410	30.992	29.412	33.823	279.1								
13	2'00.794	26.335	31.144	29.529	33.786	277.4	17	2'01.063	26.766	30.923	29.417	33.957	280.3								
14	2'00.836	26.439	31.051	29.533	33.813	277.2	18	2'01.435	26.568	31.254	29.803	33.810	282.7								
15	2'00.732	26.383	30.991	29.541	33.817	276.9	19	2'00.448	26.291	30.943	29.396	33.818	284.2								
16	2'00.953	26.472	31.039	29.569	33.873	277.7	20	2'00.457	26.327	30.855	29.428	33.847	277.3								
17	2'01.065	26.391	31.057	29.676	33.941	277.0															
18	2'01.116	26.565	31.056	29.555	33.940	277.4															
19	2'01.447	26.513	31.247	29.699	33.988	276.4															
20	2'01.793	26.485	31.406	29.735	34.167	276.4															
3rd 12 Thomas LUTHI Derendinger Racing In SWI																					
1	2'10.096	33.697	32.580	29.852	33.967	178.2	5	2'00.745	26.325	30.968	29.532	33.920	276.7	10	2'01.928	26.795	31.325	29.702	34.106	277.4	
2	2'01.605	26.698	31.430	29.652	33.825	281.3	6	2'00.742	26.318	30.894	29.603	33.927	276.4								
3	2'01.145	26.485	31.473	29.398	33.789	281.4	7	2'00.744	26.408	31.054	29.486	33.796	277.7								
4	2'01.040	26.426	31.294	29.490	33.830	281.3	8	2'01.034	26.348	31.121	29.537	34.028	277.5								

Fastest Lap: 2'00.144 26.257 30.808 29.266 33.813

These data/results cannot be reproduced, stored and/or transmitted in whole or in part by any manner of electronic, mechanical, photocopying, recording, broadcasting or otherwise now known or herein after developed without the previous express consent by the copyright owner, except for reproduction in daily press and regular printed publications on sale to the public within 60 days of the event related to those data/results and always provided that copyright symbol appears together as follows below.
© DORNA, 2015



Race

Moto2

Lap	Lap Time	T1	T2	T3	T4	Speed	Lap	Lap Time	T1	T2	T3	T4	Speed
11	2'01.766	26.801	31.272	29.683	34.010	274.8	5	2'00.077	26.250	30.707	29.280	33.840	273.2
12	2'01.390	26.573	31.155	29.696	33.966	273.7	6	2'00.330	26.323	30.766	29.329	33.912	273.4
13	2'00.752	26.234	31.021	29.600	33.897	279.7	7	2'00.450	26.336	30.785	29.439	33.890	275.1
14	2'01.203	26.406	31.143	29.689	33.965	282.0	8	2'00.429	26.353	30.721	29.361	33.994	273.5
15	2'01.506	26.317	31.191	29.907	34.091	281.1	9	2'00.398	26.298	30.766	29.437	33.897	273.4
16	2'01.965	26.622	31.154	30.110	34.079	274.5	10	2'00.430	26.336	30.768	29.466	33.860	274.0
17	2'01.783	26.364	31.242	30.020	34.157	275.5	11	2'00.487	26.363	30.718	29.583	33.823	274.3
18	2'01.915	26.847	31.192	29.822	34.054	275.0	12	2'00.543	26.364	30.779	29.490	33.910	274.4
19	2'01.150	26.474	31.017	29.561	34.098	274.3	13	2'00.507	26.351	30.845	29.494	33.817	275.0
20	2'01.969	26.526	31.285	29.748	34.410	277.4	14	2'00.628	26.447	30.766	29.524	33.891	274.2
6th 36 Mika KALLIO Italtrans Racing Team FIN							15	2'00.651	26.387	30.804	29.507	33.953	274.1
							16	2'00.790	26.462	30.845	29.581	33.902	274.4
							17	2'02.763	26.418	30.845	29.519	35.981	274.5
							18	2'10.765	31.017	33.015	30.800	35.933	170.9
							19	2'06.129	28.549	31.644	30.603	35.333	199.4
							20	2'05.931	28.431	31.677	30.444	35.379	200.0
7th 11 Sandro CORTESE Dynavolt Intact GP GER							9th 96 Louis ROSSI Tasca Racing Scuderi FRA						
1	2'09.444	33.421	32.352	29.688	33.983	189.0	1	2'09.701	33.476	32.603	29.638	33.984	183.5
2	2'01.351	26.877	31.204	29.427	33.843	283.6	2	2'01.804	26.929	31.462	29.566	33.847	282.2
3	2'01.142	26.547	31.405	29.349	33.841	283.5	3	2'01.291	26.541	31.484	29.364	33.902	282.7
4	2'00.893	26.501	31.103	29.437	33.852	282.6	4	2'01.428	26.786	31.265	29.476	33.901	282.2
5	2'00.870	26.549	30.963	29.471	33.887	278.6	5	2'01.890	26.514	31.311	29.597	34.468	278.9
6	2'00.955	26.552	30.951	29.574	33.878	278.4	6	2'01.610	26.520	31.220	29.658	34.212	275.1
7	2'00.874	26.412	31.018	29.536	33.908	274.9	7	2'01.545	26.589	31.287	29.703	33.966	274.5
8	2'00.760	26.537	30.960	29.493	33.770	277.7	8	2'01.291	26.566	31.182	29.592	33.951	274.6
9	2'00.779	26.482	30.914	29.506	33.877	279.1	9	2'01.362	26.519	31.211	29.660	33.972	277.2
10	2'01.061	26.446	30.971	29.644	34.000	278.2	10	2'01.801	26.548	31.603	29.679	33.971	276.4
11	2'01.646	26.641	31.257	29.723	34.025	279.7	11	2'01.446	26.631	31.287	29.649	33.879	275.9
12	2'01.341	26.600	31.183	29.613	33.945	282.5	12	2'01.579	26.573	31.329	29.584	34.093	280.7
13	2'01.201	26.457	31.151	29.619	33.974	281.0	13	2'01.528	26.599	31.246	29.688	33.995	278.5
14	2'01.243	26.528	31.045	29.674	33.996	277.9	14	2'01.878	26.654	31.369	29.744	34.111	281.5
15	2'01.060	26.432	31.088	29.603	33.937	278.2	15	2'01.449	26.629	31.253	29.643	33.924	276.0
16	2'01.849	26.632	31.197	29.955	34.065	281.5	16	2'01.691	26.603	31.243	29.755	34.090	279.9
17	2'01.501	26.645	31.134	29.841	33.881	281.7	17	2'01.640	26.527	31.315	29.820	33.978	277.5
18	2'01.809	26.811	31.231	29.859	33.908	282.2	18	2'01.685	26.617	31.317	29.744	34.007	277.5
19	2'01.276	26.932	31.051	29.469	33.824	278.7	19	2'01.438	26.517	31.197	29.739	33.985	281.3
20	2'01.890	26.857	31.178	29.806	34.049	280.6	20	2'01.389	26.432	31.205	29.679	34.073	280.5
8th 5 Johann ZARCO Ajo Motorsport FRA							10th 7 Lorenzo BALDASS Athina Forward Racin ITA						
1	2'05.910	31.909	31.020	29.260	33.721	172.2	1	2'10.674	34.209	32.608	29.867	33.990	193.0
2	1'59.918	26.246	30.692	29.297	33.683	273.6	2	2'02.291	26.869	31.804	29.642	33.976	280.8
3	1'59.921	26.369	30.680	29.194	33.678	272.7	3	2'01.771	26.671	31.337	29.561	34.202	279.5
4	2'00.016	26.293	30.746	29.316	33.661	273.1	4	2'01.331	26.647	31.074	29.554	34.056	277.1
							5	2'01.437	26.587	31.191	29.534	34.125	275.7
							6	2'00.789	26.437	31.053	29.460	33.839	277.9
							7	2'01.225	26.426	31.217	29.607	33.975	280.1
							8	2'01.642	26.418	31.268	30.086	33.870	279.1
							9	2'01.428	26.455	31.100	29.694	34.179	276.0
							10	2'01.156	26.420	31.212	29.661	33.863	276.8
							11	2'01.189	26.394	31.120	29.712	33.963	278.4
							12	2'01.468	26.685	31.097	29.673	34.013	277.2
							13	2'01.731	26.356	31.387	29.714	34.274	277.7
							14	2'01.968	26.514	31.494	29.747	34.213	279.3
							15	2'01.452	26.523	31.202	29.687	34.040	276.2
							16	2'01.381	26.451	31.093	29.739	34.098	275.4
							17	2'01.976	26.451	31.373	29.885	34.267	275.0
							18	2'01.619	26.463	31.150	29.702	34.304	275.5
							19	2'01.464	26.428	31.039	29.749	34.248	275.7
							20	2'01.876	26.560	31.307	29.693	34.316	275.5

Fastest Lap:

2'00.144 26.257 30.808 29.266 33.813

These data/results cannot be reproduced, stored and/or transmitted in whole or in part by any manner of electronic, mechanical, photocopying, recording, broadcasting or otherwise now known or herein after developed without the previous express consent by the copyright owner, except for reproduction in daily press and regular printed publications on sale to the public within 60 days of the event related to those data/results and always provided that copyright symbol appears together as follows below.

© DORNA, 2015



Race

Moto2

Lap	Lap Time	T1	T2	T3	T4	Speed	Lap	Lap Time	T1	T2	T3	T4	Speed
11th 73 Alex MARQUEZ							EG 0,0 Marc VDS SPA						
1	2'10.065	33.362	32.746	29.801	34.156	184.8	16	2'01.834	26.659	31.205	29.861	34.109	279.2
2	2'03.130	26.870	31.658	29.628	34.974	283.8	17	2'01.856	26.742	31.293	29.764	34.057	278.2
3	2'02.225	26.690	31.483	29.640	34.412	282.5	18	2'01.960	26.700	31.200	29.917	34.143	278.6
4	2'01.705	26.666	31.372	29.543	34.124	283.9	19	2'01.846	26.630	31.234	29.783	34.199	278.7
5	2'01.923	26.842	31.242	29.480	34.359	279.9	20	2'02.463	26.715	31.339	30.097	34.312	277.8
6	2'01.165	26.522	31.092	29.485	34.066	275.0	14th 30 Takaaki NAKAGAMI						
7	2'01.204	26.465	31.235	29.502	34.002	281.2	IDEMITSU Honda Tea JPN						
8	2'01.568	26.550	31.516	29.471	34.031	282.7	1	2'12.104	34.287	32.765	30.722	34.330	187.7
9	2'02.029	26.839	31.304	29.694	34.192	284.2	2	2'02.081	26.815	31.393	29.669	34.204	282.0
10	2'01.117	26.398	31.194	29.499	34.026	284.0	3	2'01.958	26.839	31.432	29.537	34.150	280.6
11	2'01.176	26.499	31.127	29.473	34.077	278.9	4	2'01.933	26.833	31.351	29.650	34.099	281.6
12	2'01.057	26.463	31.089	29.403	34.102	278.7	5	2'02.020	26.898	31.274	29.683	34.165	281.9
13	2'01.352	26.532	31.279	29.523	34.018	278.9	6	2'01.765	26.751	31.329	29.554	34.131	281.7
14	2'01.321	26.506	31.128	29.523	34.164	278.9	7	2'02.029	26.650	31.294	29.789	34.296	280.4
15	2'01.571	26.707	31.171	29.642	34.051	282.8	8	2'01.993	26.810	31.258	29.823	34.102	281.0
16	2'01.441	26.527	31.232	29.731	33.951	280.8	9	2'01.867	26.751	31.353	29.643	34.120	282.2
17	2'01.915	26.878	31.306	29.568	34.163	284.4	10	2'02.273	27.074	31.402	29.657	34.140	276.4
18	2'01.152	26.480	31.259	29.481	33.932	282.5	11	2'02.314	26.996	31.453	29.709	34.156	281.1
19	2'01.980	26.584	31.860	29.531	34.005	273.9	12	2'02.146	26.760	31.443	29.804	34.139	280.3
20	2'01.283	26.467	31.131	29.563	34.122	279.8	13	2'01.761	26.608	31.225	29.674	34.254	277.4
12th 55 Hafizh SYHRIN							Petronas Raceline Ma MAL						
1	2'09.832	33.566	32.369	29.707	34.190	191.0	14	2'01.775	26.589	31.210	29.733	34.243	276.7
2	2'01.640	26.682	31.461	29.538	33.959	282.2	15	2'01.865	26.646	31.275	29.742	34.202	277.3
3	2'01.215	26.467	31.327	29.443	33.978	280.2	16	2'01.655	26.578	31.242	29.717	34.118	276.3
4	2'01.201	26.533	31.232	29.470	33.966	276.7	17	2'01.687	26.604	31.170	29.816	34.097	275.8
5	2'03.556	26.510	31.516	29.605	35.925	276.4	18	2'01.675	26.594	31.258	29.662	34.161	277.2
6	2'01.943	26.882	31.253	29.613	34.195	274.8	19	2'01.679	26.568	31.215	29.716	34.180	277.3
7	2'01.801	26.459	31.370	29.654	34.318	275.3	20	2'01.736	26.580	31.272	29.746	34.138	277.0
8	2'01.712	26.671	31.313	29.661	34.067	275.7	15th 77 Dominique AEGER						
9	2'02.031	26.643	31.121	30.047	34.220	281.5	Technomag Racing In SWI						
10	2'01.576	26.672	31.193	29.663	34.048	275.0	1	2'11.358	34.384	32.626	30.171	34.177	197.6
11	2'01.202	26.673	31.106	29.516	33.907	274.8	2	2'02.248	26.624	31.610	29.824	34.190	280.5
12	2'01.150	26.469	31.160	29.543	33.978	277.6	3	2'02.014	26.647	31.403	29.704	34.260	281.0
13	2'01.131	26.493	31.192	29.479	33.967	276.3	4	2'02.045	26.589	31.462	29.738	34.256	280.8
14	2'01.100	26.515	31.163	29.422	34.000	278.8	5	2'01.999	26.776	31.209	29.888	34.126	281.2
15	2'01.684	26.805	31.221	29.614	34.044	282.5	6	2'01.772	26.553	31.288	29.806	34.125	281.3
16	2'01.621	26.604	31.308	29.611	34.098	279.2	7	2'02.148	26.518	31.328	30.051	34.251	281.9
17	2'01.764	26.697	31.422	29.566	34.079	278.2	8	2'02.179	26.673	31.269	30.096	34.141	279.4
18	2'01.425	26.532	31.299	29.534	34.060	280.8	9	2'01.782	26.613	31.296	29.757	34.116	281.6
19	2'01.951	26.829	31.371	29.583	34.168	276.0	10	2'02.174	26.620	31.244	30.004	34.306	281.1
20	2'02.223	26.689	31.348	29.784	34.402	278.2	11	2'02.883	27.161	31.775	29.784	34.163	281.3
13th 60 Julian SIMON							QMMF Racing Team SPA						
1	2'12.363	35.090	32.728	30.231	34.314	193.0	12	2'02.217	26.643	31.529	29.959	34.086	281.3
2	2'01.904	26.983	31.373	29.524	34.024	279.9	13	2'02.183	26.688	31.579	29.787	34.129	280.6
3	2'01.608	26.640	31.290	29.574	34.104	285.6	14	2'01.819	26.487	31.540	29.743	34.049	281.3
4	2'01.852	26.598	31.348	29.747	34.159	282.8	15	2'01.982	26.586	31.426	29.838	34.132	281.4
5	2'01.741	26.842	31.183	29.684	34.032	284.2	16	2'01.664	26.466	31.344	29.818	34.036	278.5
6	2'01.007	26.426	31.080	29.591	33.910	280.3	17	2'01.428	26.416	31.274	29.733	34.005	281.5
7	2'01.133	26.427	31.182	29.526	33.998	281.1	18	2'01.586	26.449	31.326	29.750	34.061	281.1
8	2'01.706	26.598	31.418	29.615	34.075	282.7	19	2'01.576	26.518	31.306	29.756	33.996	280.8
9	2'01.892	26.816	31.450	29.588	34.038	280.3	20	2'01.742	26.520	31.313	29.783	34.126	276.1
10	2'01.600	26.687	31.263	29.635	34.015	285.1	16th 23 Marcel SCHROTTE						
11	2'01.546	26.625	31.264	29.598	34.059	280.3	Tech 3 GER						
12	2'01.148	26.502	31.147	29.564	33.935	278.7	1	2'11.973	34.716	32.754	30.195	34.308	190.8
13	2'01.251	26.506	31.095	29.573	34.077	278.9	2	2'02.129	26.691	31.440	29.773	34.225	278.7
14	2'01.635	26.532	31.143	29.862	34.098	279.2	3	2'01.753	26.631	31.306	29.601	34.215	280.8
15	2'01.760	26.679	31.212	29.775	34.094	277.9	4	2'02.112	26.794	31.426	29.732	34.160	279.6
Fastest Lap:							2'00.144 26.257 30.808 29.266 33.813						

These data/results cannot be reproduced, stored and/or transmitted in whole or in part by any manner of electronic, mechanical, photocopying, recording, broadcasting or otherwise now known or herein after developed without the previous express consent by the copyright owner, except for reproduction in daily press and regular printed publications on sale to the public within 60 days of the event related to those data/results and always provided that copyright symbol appears together as follows below.
© DORNA, 2015



Race

Moto2

Lap	Lap Time	T1	T2	T3	T4	Speed	Lap	Lap Time	T1	T2	T3	T4	Speed
10	2'02.604	27.336	31.298	29.710	34.260	277.4	4	2'02.319	26.915	31.313	29.814	34.277	276.9
11	2'02.145	26.727	31.331	29.852	34.235	279.5	5	2'02.362	26.906	31.362	29.873	34.221	277.7
12	2'02.379	26.830	31.480	29.743	34.326	275.7	6	2'02.312	26.913	31.360	29.915	34.124	277.4
13	2'02.225	26.899	31.524	29.659	34.143	275.8	7	2'02.858	26.969	31.486	29.976	34.427	279.7
14	2'01.881	26.566	31.521	29.683	34.111	277.9	8	2'03.425	26.856	31.368	30.571	34.630	280.2
15	2'01.908	26.710	31.270	29.618	34.310	278.7	9	2'02.961	26.948	31.386	30.135	34.492	276.8
16	2'01.639	26.563	31.306	29.665	34.105	277.7	10	2'03.026	26.979	31.515	30.107	34.425	276.0
17	2'01.425	26.521	31.205	29.706	33.993	278.5	11	2'02.928	26.973	31.384	30.099	34.472	276.4
18	2'01.529	26.495	31.336	29.654	34.044	279.6	12	2'02.729	26.925	31.347	30.105	34.352	275.7
19	2'01.726	26.588	31.365	29.726	34.047	280.7	13	2'02.657	26.967	31.240	30.082	34.368	276.8
20	2'06.288	26.544	34.639	30.193	34.912	280.0	14	2'02.576	26.929	31.408	29.916	34.323	277.2
17th 4 Randy KRUMMENA JIR Racing Team SWI							15	2'02.985	26.835	31.461	30.165	34.524	277.9
1	2'12.378	34.995	32.576	30.353	34.454	194.7	16	2'03.212	27.034	31.452	30.254	34.472	274.1
2	2'02.292	26.694	31.527	29.863	34.208	280.9	17	2'03.015	26.992	31.464	30.151	34.408	274.9
3	2'02.258	26.608	31.522	29.697	34.431	280.5	18	2'03.449	27.034	31.372	30.388	34.655	274.8
4	2'03.076	27.611	31.392	29.810	34.263	277.4	19	2'03.139	27.035	31.458	30.222	34.424	274.6
5	2'02.299	26.730	31.556	29.737	34.276	278.6	20	2'02.819	27.117	31.386	30.146	34.170	275.4
6	2'02.682	26.738	31.594	29.995	34.355	279.6	20th 70 Robin MULHAUSER Technomag Racing In SWI						
7	2'02.280	26.662	31.417	29.852	34.349	273.9	1	2'13.403	35.426	33.031	30.321	34.625	199.4
8	2'02.071	26.557	31.350	29.875	34.289	274.6	2	2'03.452	27.351	31.651	29.943	34.507	278.6
9	2'02.373	26.712	31.487	29.880	34.294	273.9	3	2'02.762	26.966	31.542	29.816	34.438	278.8
10	2'02.369	26.629	31.497	30.001	34.242	274.1	4	2'02.512	26.888	31.423	29.901	34.300	278.6
11	2'02.064	26.630	31.277	29.951	34.206	274.0	5	2'02.573	26.985	31.449	29.856	34.283	279.3
12	2'02.030	26.624	31.303	29.948	34.155	274.2	6	2'02.300	26.862	31.341	29.845	34.252	279.1
13	2'02.005	26.641	31.322	29.837	34.205	275.0	7	2'02.761	26.725	31.525	30.003	34.508	278.9
14	2'01.891	26.565	31.274	29.799	34.253	274.6	8	2'02.678	26.823	31.517	29.976	34.362	280.8
15	2'02.039	26.604	31.328	29.854	34.253	274.8	9	2'02.934	26.900	31.572	30.009	34.453	279.2
16	2'02.199	26.662	31.432	29.901	34.204	274.0	10	2'02.964	26.934	31.634	29.944	34.452	277.9
17	2'01.911	26.627	31.255	29.875	34.154	275.1	11	2'02.674	26.892	31.518	29.981	34.283	279.9
18	2'02.156	26.572	31.408	29.949	34.227	274.8	12	2'02.942	27.059	31.585	30.020	34.278	279.7
19	2'02.190	26.639	31.341	29.991	34.219	274.6	13	2'02.889	26.911	31.518	30.085	34.375	279.5
20	2'02.819	26.617	31.757	30.170	34.275	274.1	14	2'02.439	26.798	31.501	29.898	34.242	278.8
18th 25 Azlan SHAH IDEMITSU Honda Tea MAL							15	2'02.878	27.001	31.500	29.946	34.431	280.0
1	2'12.919	35.309	32.727	30.398	34.485	193.7	16	2'03.180	27.118	31.612	30.019	34.431	278.9
2	2'02.011	26.694	31.465	29.548	34.304	284.4	17	2'02.992	27.090	31.652	29.957	34.293	278.4
3	2'02.083	26.598	31.548	29.698	34.239	281.9	18	2'03.496	27.118	31.711	29.979	34.688	278.8
4	2'02.782	27.323	31.302	29.910	34.247	283.8	19	2'03.198	26.868	31.618	30.019	34.693	278.7
5	2'02.375	26.766	31.204	29.790	34.615	275.6	20	2'03.175	26.964	31.645	30.110	34.456	278.4
6	2'03.117	26.716	31.565	30.329	34.507	274.6	21st 66 Florian ALT Octo Iodaracing Team GER						
7	2'02.760	26.946	31.578	29.828	34.408	273.9	1	2'13.364	35.237	32.996	30.392	34.739	201.3
8	2'02.343	26.729	31.382	29.917	34.315	274.8	2	2'03.972	27.231	32.069	30.055	34.617	278.4
9	2'02.311	26.681	31.402	29.939	34.289	275.1	3	2'03.949	27.409	31.838	30.154	34.548	277.8
10	2'03.064	27.230	31.402	29.997	34.435	275.0	4	2'03.608	27.077	31.763	30.279	34.489	274.6
11	2'02.648	26.744	31.367	30.044	34.493	275.0	5	2'04.249	27.112	31.933	30.375	34.829	271.9
12	2'03.304	26.981	31.486	30.188	34.649	273.5	6	2'04.294	27.169	31.874	30.526	34.725	272.9
13	2'03.203	26.957	31.440	30.227	34.579	271.6	7	2'04.221	27.164	31.936	30.351	34.770	273.9
14	2'03.236	26.924	31.632	30.185	34.495	271.6	8	2'04.672	27.448	31.996	30.375	34.853	271.4
15	2'03.711	26.914	31.616	30.269	34.912	272.2	9	2'04.300	27.276	32.046	30.315	34.663	272.3
16	2'03.345	27.080	31.468	30.211	34.586	276.4	10	2'04.682	27.492	31.975	30.404	34.811	272.5
17	2'02.914	27.004	31.516	29.966	34.428	274.3	11	2'04.099	27.339	31.752	30.292	34.716	271.9
18	2'03.421	26.988	31.630	30.073	34.730	275.7	12	2'03.714	27.165	31.755	30.206	34.588	271.8
19	2'02.991	26.912	31.618	30.083	34.378	277.4	13	2'04.031	27.007	31.833	30.431	34.760	273.0
20	2'02.340	26.774	31.479	29.900	34.187	280.4	14	2'04.226	27.144	31.941	30.414	34.727	272.5
19th 10 Thitipong WAROKO APH PTT The Pizza S THA							15	2'04.349	27.267	31.988	30.363	34.731	271.9
1	2'12.838	34.917	32.809	30.607	34.505	199.9	16	2'05.269	27.918	31.984	30.471	34.896	272.1
2	2'03.120	27.209	31.523	29.948	34.440	281.0	17	2'04.145	27.219	31.892	30.321	34.713	272.4
3	2'02.574	26.990	31.370	29.938	34.276	278.8	18	2'04.146	27.178	31.958	30.355	34.655	272.3
							19	2'04.395	27.222	31.911	30.479	34.783	273.4
							20	2'04.443	27.239	32.123	30.317	34.764	271.8

Fastest Lap:

2'00.144 26.257 30.808 29.266 33.813

These data/results cannot be reproduced, stored and/or transmitted in whole or in part by any manner of electronic, mechanical, photocopying, recording, broadcasting or otherwise now known or herein after developed without the previous express consent by the copyright owner, except for reproduction in daily press and regular printed publications on sale to the public within 60 days of the event related to those data/results and always provided that copyright symbol appears together as follows below.

© DORNA, 2015

Official MotoGP Timing by TISSOT
www.motogp.com

Doha, Sunday, March 29, 2015

Page 4 of 5



Race

Moto2

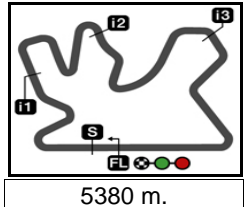
Lap	Lap Time	T1	T2	T3	T4	Speed	Lap	Lap Time	T1	T2	T3	T4	Speed	
22nd	2	Jesko RAFFIN sports-millions-EMWE SWI						16	2'01.917	26.667	31.530	29.754	33.966	279.5
							17	2'01.804	26.784	31.303	29.646	34.071	277.9	
							18	2'01.172	26.453	31.228	29.581	33.910	279.7	
							19	2'01.534	26.606	31.340	29.674	33.914	279.8	
								PIT	26.439	1'46.924	1'25.407		280.3	
1	2'14.248	35.555	33.344	30.379	34.970	199.7	25th	95	Anthony WEST QMMF Racing Team AUS					
2	2'04.270	27.252	32.191	30.137	34.690	279.0								
3	2'04.089	27.263	32.007	30.124	34.695	276.9	1	2'10.344	33.867	32.562	29.887	34.028	192.8	
4	2'03.761	27.075	31.787	30.114	34.785	277.7	2	2'01.996	26.710	31.378	29.705	34.203	280.6	
5	2'03.834	27.096	31.905	30.065	34.768	270.2	3	2'01.158	26.595	31.089	29.505	33.969	276.7	
6	2'03.819	27.070	31.912	30.071	34.766	277.7	4	2'02.989	27.336	31.430	29.892	34.331	270.5	
7	2'04.022	27.196	32.142	30.158	34.526	278.6	5	2'01.737	26.631	31.253	29.746	34.107	276.6	
8	2'04.800	27.469	32.199	30.475	34.657	278.9	6	2'01.589	26.546	31.261	29.741	34.041	276.0	
9	2'04.262	27.128	32.033	30.231	34.870	278.4	7	2'01.404	26.550	31.179	29.690	33.985	277.2	
10	2'04.373	27.167	32.204	30.289	34.713	276.7	8	2'01.591	26.474	31.218	29.719	34.180	280.5	
11	2'04.372	27.428	32.075	30.101	34.768	278.3	9	2'02.335	27.180	31.325	29.676	34.154	275.0	
12	2'03.792	27.066	31.990	30.128	34.608	276.7		unfinished	26.536				282.3	
13	2'03.767	27.014	31.910	30.131	34.712	276.9	26th	3	Simone CORSI Athina Forward Racin ITA					
14	2'04.163	27.052	32.108	30.354	34.649	277.2								
15	2'04.291	27.223	32.225	30.152	34.691	276.2	1	2'08.745	33.256	31.900	29.652	33.937	182.3	
16	2'05.264	27.915	32.239	30.343	34.767	279.6	2	2'01.492	26.715	31.234	29.559	33.984	277.7	
17	2'04.227	27.387	32.085	30.121	34.634	276.7	3	2'01.433	26.894	31.207	29.430	33.902	275.5	
18	2'04.045	27.095	32.183	30.277	34.490	275.8	27th	1	Tito RABAT EG 0,0 Marc VDS SPA					
19	2'04.433	27.314	31.959	30.418	34.742	276.2								
20	2'04.341	27.214	32.254	30.254	34.619	274.4	1	2'09.350	32.524	32.997	29.684	34.145	174.7	
23rd	51	Zaqhwan ZAIDI JPMoto Malaysia MAL						2	2'01.357	26.902	31.158	29.393	33.904	283.3
1	2'13.497	35.330	33.267	30.402	34.498	200.6	3	2'00.987	26.587	31.299	29.349	33.752	282.5	
2	2'03.873	27.451	31.865	30.168	34.389	277.0	28th	39	Luis SALOM Paginas Amarillas HP SPA					
3	2'03.858	27.170	31.706	30.263	34.719	277.0								
4	2'03.664	26.893	31.750	30.401	34.620	274.9	1	2'10.669	34.051	32.684	30.120	33.814	188.7	
5	2'04.384	27.321	32.026	30.366	34.671	273.5	2	2'01.926	27.055	31.364	29.543	33.964	286.0	
6	2'04.227	27.235	31.952	30.485	34.555	275.7	3	2'01.253	26.673	31.317	29.515	33.748	283.5	
7	2'04.298	27.291	32.028	30.437	34.542	276.0		unfinished	26.719	31.278			284.1	
8	2'05.021	27.568	32.063	30.572	34.818	277.0	29th	49	Axel PONS AGR Team SPA					
9	2'04.508	27.401	32.070	30.422	34.615	275.0								
10	2'04.906	27.299	32.074	30.721	34.812	275.7	1	2'10.396	33.758	32.803	29.911	33.924	181.9	
11	2'04.411	27.260	31.987	30.384	34.780	274.2	2	2'02.173	26.814	31.504	29.602	34.253	283.9	
12	2'04.043	27.044	31.881	30.442	34.676	274.3	3	2'01.614	26.770	31.418	29.604	33.822	281.2	
13	2'04.158	27.010	32.012	30.504	34.632	273.8		unfinished	26.447	31.367			280.5	
14	2'04.691	27.294	31.891	30.675	34.831	270.0	30th	22	Sam LOWES Speed Up Racing GBR					
15	2'04.890	27.121	32.169	30.709	34.891	271.4								
16	2'05.108	27.427	32.040	30.757	34.884	270.7	1	2'05.900	31.621	30.846	29.401	34.032	172.7	
17	2'04.975	27.256	32.052	30.723	34.944	272.9	2	2'00.182	26.662	30.674	29.236	33.610	272.1	
18	2'05.295	27.495	32.090	30.919	34.791	270.6		PIT	26.323	30.746	29.289		276.3	
19	2'04.965	27.313	31.940	30.876	34.836	273.4	24th	88	Ricard CARDUS Tech 3 SPA					
20	2'05.453	27.456	32.142	30.991	34.864	270.0								
1	2'09.418	33.297	32.360	29.689	34.072	187.6								
2	2'01.814	26.997	31.382	29.555	33.880	284.8								
3	2'01.041	26.460	31.338	29.412	33.831	278.8								
4	2'01.095	26.543	31.197	29.427	33.928	279.5								
5	2'01.043	26.520	31.069	29.442	34.012	278.6								
6	2'01.451	26.581	31.209	29.624	34.037	278.2								
7	2'01.528	26.483	31.302	29.628	34.115	276.2								
8	2'01.633	26.624	31.234	29.655	34.120	276.9								
9	2'01.857	26.639	31.226	29.793	34.199	275.7								
10	2'02.029	26.686	31.414	29.842	34.087	275.6								
11	2'01.503	26.546	31.247	29.677	34.033	278.3								
12	2'01.579	26.532	31.102	29.858	34.087	277.7								
13	2'01.943	26.684	31.276	29.749	34.234	277.3								
14	2'02.237	26.639	31.294	29.794	34.510	276.8								
15	2'01.871	26.806	31.265	29.721	34.079	276.7								

Fastest Lap:

2'00.144 26.257 30.808 29.266 33.813

These data/results cannot be reproduced, stored and/or transmitted in whole or in part by any manner of electronic, mechanical, photocopying, recording, broadcasting or otherwise now known or herein after developed without the previous express consent by the copyright owner, except for reproduction in daily press and regular printed publications on sale to the public within 60 days of the event related to those data/results and always provided that copyright symbol appears together as follows below.
© DORNA, 2015





COMMERCIAL BANK GRAND PRIX OF QATAR

Race Analysis by Lap

35

Num	Lap	Time	Gap	Num	Lap	Time	Gap	Num	Lap	Time	Gap				
Lap 1															
70		2'03.452	11.027	66		2'03.608	19.128	19		2'00.365	5.085				
66		2'03.972	11.508	2		2'03.761	20.603	21		2'00.744	6.839				
51		2'03.873	11.542	Lap 5											
2		2'04.270	12.690	5		2'00.077		11		2'00.737	7.697				
Lap 2															
5		1'59.918		94		2'00.500	4.556	36		2'00.874	8.907				
22		2'00.182	0.254	19		2'00.276	4.738	12		2'00.756	8.977				
94		2'00.825	2.306	21		2'00.745	6.133	88		2'01.528	10.768				
21		2'01.132	2.515	11		2'00.602	7.144	96		2'01.545	12.647				
Lap 3															
5		1'59.921		36		2'00.870	7.858	7		2'01.225	12.896				
22		2'00.182	0.254	88		2'01.043	8.569	55		2'01.801	14.566				
Lap 4															
5		2'00.016		12		2'00.529	8.573	95		2'01.404	14.595				
94		2'00.572	4.133	96		2'01.890	10.272	73		2'01.204	14.795				
Lap 5															
5		2'00.330		40		2'01.238	11.572	60		2'01.133	14.986				
94		2'00.466	4.692	55		2'03.556	11.602	77		2'02.148	16.962				
Lap 6															
5		2'00.450		7		2'01.437	11.662	23		2'02.106	17.061				
94		2'00.144	4.386	95		2'01.737	12.382	30		2'02.029	17.268				
Lap 7															
5		2'00.398		73		2'01.923	13.206	4		2'02.280	20.643				
94		2'00.494	4.407	60		2'01.741	13.626	25		2'02.760	21.425				
Lap 8															
5		2'00.487		77		2'01.999	13.822	10		2'02.858	21.761				
94		2'00.362	4.314	23		2'01.916	14.041	70		2'02.761	23.141				
Lap 9															
5		2'00.494	4.407	30		2'02.020	14.254	66		2'04.221	31.035				
94		2'00.499	5.077	25		2'02.375	16.328	51		2'04.298	31.179				
Lap 10															
5		2'00.487		4		2'02.299	16.461	2		2'04.022	31.421				
94		2'00.759	5.586	10		2'02.362	17.371	Lap 10							
Lap 11															
5		2'00.487		70		2'02.573	18.860	5		2'00.430					
94		2'00.759	5.586	66		2'04.249	23.300	94		2'00.462	4.439				

Lapped rider

These data/results cannot be reproduced, stored and/or transmitted in whole or in part by any manner of electronic, mechanical, photocopying, recording, broadcasting or otherwise now known or herein after developed without the previous express consent by the copyright owner, except for reproduction in daily press and regular printed publications on sale to the public within 60 days of the event related to those data/results and always provided that copyright symbol appears together as follows below.

© DORNA, 2015



Num Lap Time Gap

30	2'02.314	23.971
77	2'02.883	24.236
4	2'02.064	27.776
25	2'02.648	30.047
10	2'02.928	32.357
70	2'02.674	32.647
66	2'04.099	47.044
2	2'04.372	47.484
51	2'04.411	48.281

Lap 12

5	2'00.543	
94	2'00.430	4.201
19	2'00.895	5.938
11	2'00.956	11.323
21	2'01.390	11.765
12	2'01.165	11.815
36	2'01.341	12.207
40	2'00.945	15.236
88	2'01.579	17.082
7	2'01.468	17.492
96	2'01.579	17.839
73	2'01.057	19.455
55	2'01.150	19.950
60	2'01.148	20.591
23	2'02.379	25.563
30	2'02.146	25.574
77	2'02.217	25.910
4	2'02.030	29.263
25	2'03.304	32.808
10	2'02.729	34.543
70	2'02.942	35.046
66	2'03.714	50.215
2	2'03.792	50.733
51	2'04.043	51.781

Lap 13

5	2'00.507	
94	2'00.546	4.240
19	2'00.794	6.225
11	2'01.041	11.857
21	2'00.752	12.010
12	2'00.760	12.068
36	2'01.201	12.901
40	2'01.062	15.791
88	2'01.943	18.518
7	2'01.731	18.716
96	2'01.528	18.860
73	2'01.352	20.300
55	2'01.131	20.574
60	2'01.251	21.335
30	2'01.761	26.828
23	2'02.225	27.281
77	2'02.183	27.586
4	2'02.005	30.761
25	2'03.203	35.504
10	2'02.657	36.693
70	2'02.889	37.428
66	2'04.031	53.739
2	2'03.767	53.993
51	2'04.158	55.432

Lap 14

5	2'00.628	
94	2'00.684	4.296
19	2'00.836	6.433
11	2'01.074	12.303
21	2'01.203	12.585
12	2'01.207	12.647
36	2'01.243	13.516

40	2'00.749	15.912
7	2'01.968	20.056
96	2'01.878	20.110
88	2'02.237	20.127
73	2'01.321	20.993
55	2'01.100	21.046
60	2'01.635	22.342
30	2'01.775	27.975
23	2'01.881	28.534
77	2'01.819	28.777
4	2'01.891	32.024
25	2'03.236	38.112
10	2'02.576	38.641
70	2'02.439	39.239
66	2'04.226	57.337
2	2'04.163	57.528
51	2'04.691	59.495

Lap 15

5	2'00.651	
94	2'00.544	4.189
19	2'00.732	6.514
11	2'01.765	13.417
21	2'01.506	13.440
12	2'01.610	13.606
36	2'01.060	13.925
40	2'00.738	15.999
7	2'01.452	20.857
96	2'01.449	20.908
88	2'01.871	21.347
73	2'01.571	21.913
55	2'01.684	22.079
60	2'01.760	23.451
30	2'01.865	29.189
23	2'01.908	29.791
77	2'01.982	30.108
4	2'02.039	33.412
10	2'02.985	40.975
25	2'03.711	41.172
70	2'02.878	41.466
66	2'04.349	1'01.035
2	2'04.291	1'01.168
51	2'04.890	1'03.734

Lap 16

5	2'00.790	
94	2'00.508	3.907
19	2'00.953	6.677
21	2'01.965	14.615
11	2'02.163	14.790
12	2'01.975	14.791
36	2'01.849	14.984
40	2'00.637	15.846
7	2'01.381	21.448
96	2'01.691	21.809
88	2'01.917	22.474
73	2'01.441	22.564
55	2'01.621	22.910
60	2'01.834	24.495
30	2'01.655	30.054
23	2'01.639	30.640
77	2'01.664	30.982
4	2'02.199	34.821
10	2'03.212	43.397
25	2'03.345	43.727
70	2'03.180	43.856
66	2'05.269	1'05.514
2	2'05.264	1'05.642
51	2'05.108	1'08.052

Lap 17

5	2'02.763	
94	2'00.640	1.784
19	2'01.065	4.979
21	2'01.783	13.635
12	2'01.628	13.656
36	2'01.501	13.722
11	2'01.732	13.759
40	2'01.063	14.146
7	2'01.976	20.661
96	2'01.640	20.686
88	2'01.804	21.515
73	2'01.915	21.716
55	2'01.764	21.911
60	2'01.856	23.588
30	2'01.687	28.978
23	2'01.425	29.302
77	2'01.428	29.647
4	2'01.911	33.969
10	2'03.015	43.649
25	2'02.914	43.878
70	2'02.992	44.085
66	2'04.145	1'06.896
2	2'04.227	1'07.106
51	2'04.975	1'10.264

Lap 18

94	2'00.680	
19	2'01.116	3.631
5	2'10.765	8.301
12	2'00.711	11.903
36	2'01.809	13.067
11	2'01.789	13.084
21	2'01.915	13.086
40	2'01.435	13.117
7	2'01.619	19.816
96	2'01.685	19.907
88	2'01.172	20.223
73	2'01.152	20.404
55	2'01.425	20.872
60	2'01.960	23.084
30	2'01.675	28.189
23	2'01.529	28.367
77	2'01.586	28.769
4	2'02.156	33.661
10	2'03.449	44.634
25	2'03.421	44.835
70	2'03.496	45.117
66	2'04.146	1'08.578
2	2'04.045	1'08.687
51	2'05.295	1'13.095

Lap 19

94	2'00.573	
19	2'01.447	4.505
12	2'00.881	12.211
40	2'00.448	12.992
21	2'01.150	13.663
36	2'01.276	13.770
11	2'01.282	13.793
5	2'06.129	13.857
7	2'01.464	20.707
96	2'01.438	20.772
88	2'01.534	21.184
73	2'01.980	21.811
55	2'01.951	22.250
60	2'01.846	24.357
30	2'01.679	29.295
23	2'01.726	29.520

77	2'01.576	29.772
4	2'02.190	35.278
10	2'03.139	47.200
25	2'02.991	47.253
70	2'03.198	47.742
66	2'04.395	1'12.400
2	2'04.433	1'12.547
51	2'04.965	1'17.487

Lap 20

94	2'01.247	
19	2'01.793	5.051
12	2'01.159	12.123
40	2'00.457	12.202
21	2'01.969	14.385
36	2'01.890	14.413
11	2'01.925	14.471
5	2'05.931	18.541
96	2'01.389	20.914
7	2'01.876	21.336
73	2'01.283	21.847
55	2'02.223	23.226
60	2'02.463	25.573
30	2'01.736	29.784
77	2'01.742	30.267
23	2'06.288	34.561
4	2'02.819	36.850
25	2'02.340	48.346
10	2'02.819	48.772
70	2'03.175	49.670
66	2'04.443	1'15.596
2	2'04.341	1'15.641
51	2'05.453	1'21.693

Lapped rider

These data/results cannot be reproduced, stored and/or transmitted in whole or in part by any manner of electronic, mechanical, photocopying, recording, broadcasting or otherwise now known or herein after developed without the previous express consent by the copyright owner, except for reproduction in daily press and regular printed publications on sale to the public within 60 days of the event related to those data/results and always provided that copyright symbol appears together as follows below.

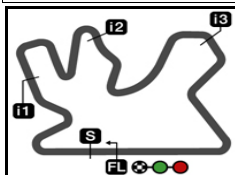
© DORNA, 2015

Official MotoGP Timing by TISSOT
www.motogp.com

Doha, Sunday, March 29, 2015

Page 2 of 2





5380 m.

COMMERCIAL BANK GRAND PRIX OF QATAR

2015 Rookie of the Year Classification

36

Rider	Nation	Points	QAT	AME	ARG	SPA	FRA	ITA	CAT	NED	GER	INP	CZE	GBR	RSM	ARA	JPN	AUS	MAL	VAL
1 RINS Alex	SPA	13	13																	
2 MARQUEZ Alex	SPA	5	5																	

These data/results cannot be reproduced, stored and/or transmitted in whole or in part by any manner of electronic, mechanical, photocopying, recording, broadcasting or otherwise now known or herein after developed without the previous express consent by the copyright owner, except for reproduction in daily press and regular printed publications on sale to the public within 60 days of the event related to those data/results and always provided that copyright symbol appears together as follows below.

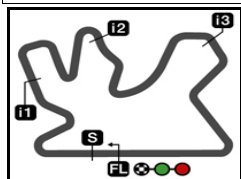
© DORNA, 2015

Official MotoGP Timing by **TISSOT**
www.motogp.com

Doha, Sunday, March 29, 2015



psail International Circu



5380 m.

Results and timing service provided by **TISSOT**

After the **COMMERCIAL BANK GRAND PRIX OF QATAR**

2015 Riders Performance

(Qualifying Position - Race Position)

Moto2

37

Rider	Points	QAT	AME	ARG	SPA	FRA	ITA	CAT	NED	GER	INP	CZE	GBR	RSM	ARA	JPN	AUS	MAL	VAL
1 FOLGER Jonas	25	5-1	-	-	-	-	-	-	-	-	-	-	-	-	-	-	-	-	-
2 SIMEON Xavier	20	6-2	-	-	-	-	-	-	-	-	-	-	-	-	-	-	-	-	-
3 LUTHI Thomas	16	7-3	-	-	-	-	-	-	-	-	-	-	-	-	-	-	-	-	-
4 RINS Alex	13	9-4	-	-	-	-	-	-	-	-	-	-	-	-	-	-	-	-	-
5 MORBIDELLI Franco	11	8-5	-	-	-	-	-	-	-	-	-	-	-	-	-	-	-	-	-
6 KALLIO Mika	10	16-6	-	-	-	-	-	-	-	-	-	-	-	-	-	-	-	-	-
7 CORTESE Sandro	9	4-7	-	-	-	-	-	-	-	-	-	-	-	-	-	-	-	-	-
8 ZARCO Johann	8	2-8	-	-	-	-	-	-	-	-	-	-	-	-	-	-	-	-	-
9 ROSSI Louis	7	13-9	-	-	-	-	-	-	-	-	-	-	-	-	-	-	-	-	-
10 BALDASSARRI Lorenzo	6	20-10	-	-	-	-	-	-	-	-	-	-	-	-	-	-	-	-	-
11 MARQUEZ Alex	5	12-11	-	-	-	-	-	-	-	-	-	-	-	-	-	-	-	-	-
12 SYHRIN Hafizh	4	19-12	-	-	-	-	-	-	-	-	-	-	-	-	-	-	-	-	-
13 SIMON Julian	3	21-13	-	-	-	-	-	-	-	-	-	-	-	-	-	-	-	-	-
14 NAKAGAMI Takaaki	2	18-14	-	-	-	-	-	-	-	-	-	-	-	-	-	-	-	-	-
15 AEGERTER Dominique	1	25-15	-	-	-	-	-	-	-	-	-	-	-	-	-	-	-	-	-

NC=Not classified NL=Not finished first lap NP=Not started race re-start N2=Not finished first lap race re-start EX=Excluded NS=Not Started DS=Disqualified


These data/results cannot be reproduced, stored and/or transmitted in whole or in part by any manner of electronic, mechanical, photocopying, recording, broadcasting or otherwise now known or herein after developed without the previous express consent by the copyright owner, except for reproduction in daily press and regular printed publications on sale to the public within 60 days of the event related to those data/results and always provided that copyright symbol appears together as follows below.
© DORNA, 2015

Official MotoGP Timing by **TISSOT**
www.motogp.com

Doha, Sunday, March 29, 2015

Moto2





COMMERCIAL BANK GRAND PRIX OF QATAR

Official Starting Grid

Race : 20 laps = 107.6 km



1	1 1'59.423 22 Sam LOWES Speed Up	2	2 1'59.755 5 Johann ZARCO Kalex	3	3 1'59.813 1 Tito RABAT Kalex
2	4 1'59.845 11 Sandro CORTESE Kalex	3	5 1'59.938 94 Jonas FOLGER Kalex	4	6 2'00.232 19 Xavier SIMEON Kalex
3	7 2'00.284 12 Thomas LUTHI Kalex	4	8 2'00.396 21 Franco MORBIDELLI Kalex	5	9 2'00.479 40 Alex RINS Kalex
4	10 2'00.584 3 Simone CORSI Kalex	5	11 2'00.593 49 Axel PONS Kalex	6	12 2'00.604 73 Alex MARQUEZ Kalex
5	13 2'00.605 96 Louis ROSSI Tech 3	6	14 2'00.713 88 Ricard CARDUS Tech 3	7	15 2'00.791 39 Luis SALOM Kalex
6	16 2'00.844 36 Mika KALLIO Kalex	7	17 2'00.948 23 Marcel SCHROTTER Tech 3	8	18 2'00.985 30 Takaaki NAKAGAMI Kalex
7	19 2'01.000 55 Hafizh SYAHRIN Kalex	8	20 2'01.030 7 Lorenzo BALDASSARRI Kalex	9	21 2'01.112 60 Julian SIMON Speed Up
8	22 2'01.267 95 Anthony WEST Speed Up	9	23 2'01.397 25 Azlan SHAH Kalex	10	24 2'01.465 4 Randy KRUMMENACHER Kalex

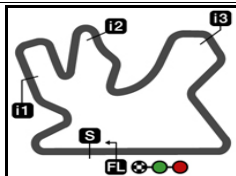
The results are provisional until the end of the limit for protest and appeals and until the ratification of the Event Management Committee.

Time limit for protest expires 60' at the latest after publication of the results - Mr. Time:

These data/results cannot be reproduced, stored and/or transmitted in whole or in part by any manner of electronic, mechanical, photocopying, recording, broadcasting or otherwise now known or herein after developed without the previous express consent by the copyright owner, except for reproduction in daily press and regular printed publications on sale to the public within 60 days of the event related to those data/results and always provided that copyright symbol appears together as follows below.

© DORNA, 2015





5380 m.

COMMERCIAL BANK GRAND PRIX OF QATAR

Official Starting Grid

Race : 20 laps = 107.6 km

9

25

2'02.055

77 Dominique AEGERTER

Kalex

26

2'02.589

10 Thitipong WAROKORN

Kalex

27

2'02.817

51 Zaqhwani Zaidi

Suter

10

28

2'03.052

70 Robin MULHAUSER

Kalex

29

2'03.483

2 Jesko RAFFIN

Kalex

30

2'03.486

66 Florian ALT

Suter

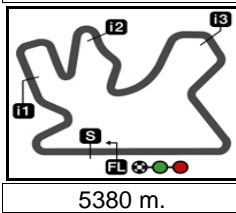
The results are provisional until the end of the limit for protest and appeals and until the ratification of the Event Management Committee.

Time limit for protest expires 60' at the latest after publication of the results - Mr. Time:

These data/results cannot be reproduced, stored and/or transmitted in whole or in part by any manner of electronic, mechanical, photocopying, recording, broadcasting or otherwise now known or herein after developed without the previous express consent by the copyright owner, except for reproduction in daily press and regular printed publications on sale to the public within 60 days of the event related to those data/results and always provided that copyright symbol appears together as follows below.

© DORNA, 2015





COMMERCIAL BANK GRAND PRIX OF QATAR

Race

Top Speed & Average



Rider	Nation	Motorcycle	Top 5 speeds					Average	Top
40 Alex RINS	SPA	KALEX	286.7	284.8	284.2	282.7	282.1	284.1	286.7
39 Luis SALOM	SPA	KALEX	286.0	284.1	283.5	188.7		260.6	286.0
60 Julian SIMON	SPA	SPEED UP	285.6	285.1	284.2	282.8	282.7	284.1	285.6
88 Ricard CARDUS	SPA	TECH 3	284.8	280.3	279.8	279.7	279.5	280.6	284.8
25 Azlan SHAH	MAL	KALEX	284.4	283.8	281.9	280.4	277.4	281.6	284.4
73 Alex MARQUEZ	SPA	KALEX	284.4	284.2	284.0	283.9	283.8	284.1	284.4
49 Axel PONS	SPA	KALEX	283.9	281.2	280.5	181.9		256.9	283.9
36 Mika KALLIO	FIN	KALEX	283.6	283.5	282.6	282.5	282.2	282.9	283.6
1 Tito RABAT	SPA	KALEX	283.3	282.5	174.7			246.8	283.3
96 Louis ROSSI	FRA	TECH 3	282.7	282.2	282.2	281.5	281.3	282.0	282.7
11 Sandro CORTESE	GER	KALEX	282.6	282.0	281.5	280.9	280.9	281.6	282.6
12 Thomas LUTHI	SWI	KALEX	282.6	282.6	282.3	282.0	281.9	282.2	282.6
55 Hafizh SYAHRIN	MAL	KALEX	282.5	282.2	281.5	280.8	280.2	281.4	282.5
95 Anthony WEST	AUS	SPEED UP	282.3	280.6	280.5	277.2	276.7	279.5	282.3
30 Takaaki NAKAGAMI	JPN	KALEX	282.2	282.0	281.9	281.7	281.6	281.9	282.2
21 Franco MORBIDELLI	ITA	KALEX	282.0	281.1	279.7	279.3	278.5	280.1	282.0
94 Jonas FOLGER	GER	KALEX	281.9	276.4	276.4	276.4	276.0	277.4	281.9
77 Dominique AEGERTER	SWI	KALEX	281.9	281.6	281.5	281.4	281.3	281.5	281.9
23 Marcel SCHROTTER	GER	TECH 3	281.6	281.3	281.1	280.8	280.8	281.1	281.6
10 Thitipong WAROKORN	THA	KALEX	281.0	280.2	279.7	278.8	277.9	279.5	281.0
4 Randy KRUMMENACHER	SWI	KALEX	280.9	280.5	279.6	278.6	277.4	279.4	280.9
7 Lorenzo BALDASSARRI	ITA	KALEX	280.8	280.1	279.5	279.3	279.1	279.8	280.8
70 Robin MULHAUSER	SWI	KALEX	280.8	280.0	279.9	279.7	279.5	280.0	280.8
2 Jesko RAFFIN	SWI	KALEX	279.6	279.0	278.9	278.6	278.4	278.9	279.6
19 Xavier SIMEON	BEL	KALEX	279.2	277.7	277.5	277.4	277.4	277.8	279.2
66 Florian ALT	GER	SUTER	278.4	277.8	274.6	273.9	273.4	275.6	278.4
3 Simone CORSI	ITA	KALEX	277.7	275.5	182.3			245.2	278.2
51 Zaqhwani ZAIDI	MAL	SUTER	277.0	277.0	277.0	276.0	275.7	276.4	277.0
22 Sam LOWES	GBR	SPEED UP	276.3	272.1	172.7			240.4	276.3
5 Johann ZARCO	FRA	KALEX	275.1	275.0	274.5	274.4	274.4	274.7	275.1

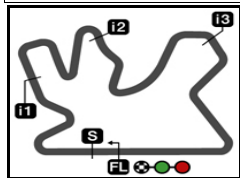
These data/results cannot be reproduced, stored and/or transmitted in whole or in part by any manner of electronic, mechanical, photocopying, recording, broadcasting or otherwise now known or herein after developed without the previous express consent by the copyright owner, except for reproduction in daily press and regular printed publications on sale to the public within 60 days of the event related to those data/results and always provided that copyright symbol appears together as follows below.

© DORNA, 2015

Official MotoGP Timing by TISSOT
www.motogp.com



Doha, Sunday, March 29, 2015




5380 m.

COMMERCIAL BANK GRAND PRIX OF QATAR

Race

Fastest Laps Sequence

<i>Lap</i>	<i>Race Time</i>	 <i>Rider</i>	<i>Nation</i>	<i>Motorcycle</i>	<i>Time</i>	<i>Km/h</i>	<i>Riders's Lap</i>
2	4'05.828	5 Johann ZARCO	FRA	KALEX	1'59.918	161.5	2

These data/results cannot be reproduced, stored and/or transmitted in whole or in part by any manner of electronic, mechanical, photocopying, recording, broadcasting or otherwise now known or herein after developed without the previous express consent by the copyright owner, except for reproduction in daily press and regular printed publications on sale to the public within 60 days of the event related to those data/results and always provided that copyright symbol appears together as follows below.

© DORNA, 2015

Official MotoGP Timing by **TISSOT**
www.motogp.com

Doha, Sunday, March 29, 2015

