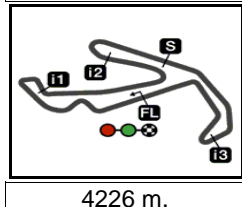


## GP TIM DI SAN MARINO E DELLA RIVIERA DI RIMINI


## Free Practice Nr. 3

## Classification

10



4226 m.

	Rider	Nation	Team	Motorcycle	Time	Lap Total	Gap	Top Speed
1	1 <b>Tito RABAT</b>	SPA	EG 0,0 Marc VDS	KALEX	<b>1'37.246</b>	24 26		<b>243.0</b>
2	5 <b>Johann ZARCO</b>	FRA	Ajo Motorsport	KALEX	<b>1'37.322</b>	17 24	0.076 0.076	<b>244.0</b>
3	40 <b>Alex RINS</b>	SPA	Paginas Amarillas HP 40	KALEX	<b>1'37.335</b>	19 20	0.089 0.013	<b>244.0</b>
4	55 <b>Hafizh SYAHRIN</b>	MAL	Petronas Raceline Malaysia	KALEX	<b>1'37.659</b>	16 16	0.413 0.324	<b>243.0</b>
5	30 <b>Takaaki NAKAGAMI</b>	JPN	IDEMITSU Honda Team Asia	KALEX	<b>1'37.680</b>	23 24	0.434 0.021	<b>241.4</b>
6	12 <b>Thomas LUTHI</b>	SWI	Derendinger Racing Interwetten	KALEX	<b>1'37.765</b>	5 17	0.519 0.085	<b>243.0</b>
7	7 <b>Lorenzo BALDASSARRI</b>	ITA	Forward Racing	KALEX	<b>1'37.911</b>	14 15	0.665 0.146	<b>242.1</b>
8	94 <b>Jonas FOLGER</b>	GER	AGR Team	KALEX	<b>1'37.928</b>	20 20	0.682 0.017	<b>243.5</b>
9	77 <b>Dominique AEGERTER</b>	SWI	Technomag Racing Interwetten	KALEX	<b>1'37.932</b>	21 21	0.686 0.004	<b>243.5</b>
10	73 <b>Alex MARQUEZ</b>	SPA	EG 0,0 Marc VDS	KALEX	<b>1'37.938</b>	5 20	0.692 0.006	<b>240.2</b>
11	60 <b>Julian SIMON</b>	SPA	QMMF Racing Team	SPEED UP	<b>1'38.070</b>	16 19	0.824 0.132	<b>241.2</b>
12	22 <b>Sam LOWES</b>	GBR	Speed Up Racing	SPEED UP	<b>1'38.074</b>	15 17	0.828 0.004	<b>240.2</b>
13	23 <b>Marcel SCHROTTER</b>	GER	Tech 3	TECH 3	<b>1'38.139</b>	17 18	0.893 0.065	<b>241.5</b>
14	3 <b>Simone CORSI</b>	ITA	Forward Racing	KALEX	<b>1'38.149</b>	4 18	0.903 0.010	<b>240.2</b>
15	49 <b>Axel PONS</b>	SPA	AGR Team	KALEX	<b>1'38.237</b>	5 19	0.991 0.088	<b>241.1</b>
16	19 <b>Xavier SIMEON</b>	BEL	Federal Oil Gresini Moto2	KALEX	<b>1'38.248</b>	12 19	1.002 0.011	<b>237.7</b>
17	95 <b>Anthony WEST</b>	AUS	QMMF Racing Team	SPEED UP	<b>1'38.310</b>	12 22	1.064 0.062	<b>241.9</b>
18	4 <b>Randy KRUMMENACHER</b>	SWI	JIR Racing Team	KALEX	<b>1'38.312</b>	21 24	1.066 0.002	<b>238.7</b>
19	39 <b>Luis SALOM</b>	SPA	Paginas Amarillas HP 40	KALEX	<b>1'38.386</b>	20 25	1.140 0.074	<b>244.8</b>
20	11 <b>Sandro CORTESE</b>	GER	Dynavolt Intact GP	KALEX	<b>1'38.413</b>	13 20	1.167 0.027	<b>245.3</b>
21	54 <b>Mattia PASINI</b>	ITA	Gresini Racing Moto2	KALEX	<b>1'38.557</b>	19 19	1.311 0.144	<b>239.4</b>
22	96 <b>Louis ROSSI</b>	FRA	Tasca Racing Scuderia Moto2	TECH 3	<b>1'38.589</b>	20 20	1.343 0.032	<b>242.5</b>
23	88 <b>Ricard CARDUS</b>	SPA	JPMoto Malaysia	SUTER	<b>1'38.727</b>	7 17	1.481 0.138	<b>242.5</b>
24	64 <b>Federico CARICASULO</b>	ITA	Italtrans Racing Team	KALEX	<b>1'38.758</b>	23 24	1.512 0.031	<b>243.9</b>
25	36 <b>Mika KALLIO</b>	FIN	Italtrans Racing Team	KALEX	<b>1'38.771</b>	5 22	1.525 0.013	<b>239.8</b>
26	2 <b>Jesko RAFFIN</b>	SWI	sports-millions-EMWE-SAG	KALEX	<b>1'38.909</b>	21 23	1.663 0.138	<b>240.4</b>
27	25 <b>Azlan SHAH</b>	MAL	IDEMITSU Honda Team Asia	KALEX	<b>1'39.029</b>	7 20	1.783 0.120	<b>241.4</b>
28	97 <b>Xavi VIERGE</b>	SPA	Tech 3	TECH 3	<b>1'39.080</b>	19 22	1.834 0.051	<b>238.6</b>
29	9 <b>Luca MARINI</b>	ITA	Pons Racing Junior Team	KALEX	<b>1'39.254</b>	20 23	2.008 0.174	<b>241.4</b>
30	10 <b>Thitipong WAROKORN</b>	THA	APH PTT The Pizza SAG	KALEX	<b>1'39.321</b>	19 23	2.075 0.067	<b>240.4</b>
31	70 <b>Robin MULHAUSER</b>	SWI	Technomag Racing Interwetten	KALEX	<b>1'39.376</b>	22 22	2.130 0.055	<b>241.8</b>
32	66 <b>Florian ALT</b>	GER	E-Motion IodaRacing Team	SUTER	<b>1'39.520</b>	20 20	2.274 0.144	<b>239.3</b>

Practice condition: Dry

Air: 24°

Humidity: 57%

Ground: 30°

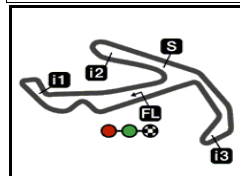
<b>Fastest Lap:</b>	Lap: 24	<b>Tito RABAT</b>	<b>1'37.246</b>	156.4 Km/h
<b>Circuit Record Lap:</b>	2013	<b>PoI ESPARGARO</b>	<b>1'38.070</b>	155.1 Km/h
<b>Circuit Best Lap:</b>	2015	<b>Tito RABAT</b>	<b>1'37.246</b>	156.4 Km/h

The results are provisional until the end of the limit for protest and appeals.

Time limit for protest expires 30' after publication of the results - Mr. .... Time: .....

These data/results cannot be reproduced, stored and/or transmitted in whole or in part by any manner of electronic, mechanical, photocopying, recording, broadcasting or otherwise now known or herein after developed without the previous express consent by the copyright owner, except for reproduction in daily press and regular printed publications on sale to the public within 60 days of the event related to those data/results and always provided that copyright symbol appears together as follows below.

© DORNA, 2015




4226 m.

## GP TIM DI SAN MARINO E DELLA RIVIERA DI RIMINI

## Free Practice Nr. 3

## Combined Free Practice Times

11

	Rider	Nation	Team	MOTORCYCLE	FP1	FP2	FP3	Gap
1	<b>T.RABAT</b>	SPA	EG 0,0 Marc VDS	KALEX	1'38.225 25	1'37.457 18	<b>1'37.246</b> 24	
2	<b>J.ZARCO</b>	FRA	Ajo Motorsport	KALEX	1'37.925 22	1'37.868 14	<b>1'37.322</b> 17	0.076 0.076
3	<b>A.RINS</b>	SPA	Paginas Amarillas HP 40	KALEX	1'38.338 16	1'37.761 12	<b>1'37.335</b> 19	0.089 0.013
4	<b>D.AEGERTER</b>	SWI	Technomag Racing Interwetten	KALEX	1'38.381 23	<b>1'37.615</b> 14	1'37.932 21	0.369 0.280
5	<b>L.BALDASSARRI</b>	ITA	Forward Racing	KALEX	1'38.516 22	<b>1'37.616</b> 20	1'37.911 14	0.370 0.001
6	<b>S.LOWES</b>	GBR	Speed Up Racing	SPEED UP	1'38.579 19	<b>1'37.630</b> 23	1'38.074 15	0.384 0.014
7	<b>H.SYAHRI</b>	MAL	Petronas Raceline Malaysia	KALEX	1'39.248 19	1'38.224 21	<b>1'37.659</b> 16	0.413 0.029
8	<b>T.NAKAGAMI</b>	JPN	IDEMITSU Honda Team Asia	KALEX	1'38.464 20	1'38.050 19	<b>1'37.680</b> 23	0.434 0.021
9	<b>T.LUTHI</b>	SWI	Derendinger Racing Interwetten	KALEX	1'38.575 19	1'38.061 9	<b>1'37.765</b> 5	0.519 0.085
10	<b>S.CORSI</b>	ITA	Forward Racing	KALEX	1'37.910 19	<b>1'37.810</b> 20	1'38.149 4	0.564 0.045
11	<b>J.FOLGER</b>	GER	AGR Team	KALEX	1'38.124 19	1'38.456 11	<b>1'37.928</b> 20	0.682 0.118
12	<b>A.MARQUEZ</b>	SPA	EG 0,0 Marc VDS	KALEX	1'39.198 14	1'38.235 21	<b>1'37.938</b> 5	0.692 0.010
13	<b>J.SIMON</b>	SPA	QMMF Racing Team	SPEED UP	1'38.481 15	1'38.237 19	<b>1'38.070</b> 16	0.824 0.132
14	<b>M.SCHROTTER</b>	GER	Tech 3	TECH 3	1'39.186 21	1'39.121 17	<b>1'38.139</b> 17	0.893 0.069
15	<b>A.PONS</b>	SPA	AGR Team	KALEX	<b>1'38.203</b> 22	1'38.463 17	1'38.237 5	0.957 0.064
16	<b>R.KRUMMENACH</b>	SWI	JIR Racing Team	KALEX	1'38.827 9	<b>1'38.237</b> 16	1'38.312 21	0.991 0.034
17	<b>X.SIMEON</b>	BEL	Federal Oil Gresini Moto2	KALEX	1'38.507 23	1'38.396 20	<b>1'38.248</b> 12	1.002 0.011
18	<b>A.WEST</b>	AUS	QMMF Racing Team	SPEED UP	1'38.456 15	1'38.775 7	<b>1'38.310</b> 12	1.064 0.062
19	<b>S.CORTESE</b>	GER	Dynavolt Intact GP	KALEX	1'39.795 7	<b>1'38.367</b> 20	1'38.413 13	1.121 0.057
20	<b>L.SALOM</b>	SPA	Paginas Amarillas HP 40	KALEX	1'38.802 19	1'38.435 18	<b>1'38.386</b> 20	1.140 0.019
21	<b>M.PASINI</b>	ITA	Gresini Racing Moto2	KALEX	1'38.654 6	1'39.033 4	<b>1'38.557</b> 19	1.311 0.171
22	<b>L.ROSSI</b>	FRA	Tasca Racing Scuderia Moto2	TECH 3	1'39.043 19	1'39.080 18	<b>1'38.589</b> 20	1.343 0.032
23	<b>A.SHAH</b>	MAL	IDEMITSU Honda Team Asia	KALEX	1'39.176 20	<b>1'38.598</b> 18	1'39.029 7	1.352 0.009
24	<b>M.KALLIO</b>	FIN	Italtrans Racing Team	KALEX	<b>1'38.695</b> 23	1'38.916 15	1'38.771 5	1.449 0.097
25	<b>R.CARDUS</b>	SPA	JPMoto Malaysia	SUTER	1'39.830 14	1'39.114 17	<b>1'38.727</b> 7	1.481 0.032
26	<b>F.CARICASULO</b>	ITA	Italtrans Racing Team	KALEX	1'40.106 18	1'39.727 7	<b>1'38.758</b> 23	1.512 0.031
27	<b>X.VIERGE</b>	SPA	Tech 3	TECH 3	1'40.102 21	<b>1'38.759</b> 19	1'39.080 19	1.513 0.001
28	<b>J.RAFFIN</b>	SWI	sports-millions-EMWE-SAG	KALEX	1'40.331 19	1'39.966 23	<b>1'38.909</b> 21	1.663 0.150
29	<b>L.MARINI</b>	ITA	Pons Racing Junior Team	KALEX	1'39.983 18	1'39.813 12	<b>1'39.254</b> 20	2.008 0.345
30	<b>T.WAROKORN</b>	THA	APH PTT The Pizza SAG	KALEX	1'40.939 16	1'39.883 19	<b>1'39.321</b> 19	2.075 0.067
31	<b>R.MULHAUSER</b>	SWI	Technomag Racing Interwetten	KALEX	1'41.364 16	1'39.887 16	<b>1'39.376</b> 22	2.130 0.055
32	<b>F.ALT</b>	GER	E-Motion IodaRacing Team	SUTER	1'40.145 22	1'39.868 12	<b>1'39.520</b> 20	2.274 0.144

<b>Pole Position Record:</b>	2013	<b>Pol ESPARGARO</b>	<b>1'37.666</b>	155.7 Km/h
<b>Circuit Record Lap:</b>	2013	<b>Pol ESPARGARO</b>	<b>1'38.070</b>	155.1 Km/h
<b>Circuit Best Lap:</b>	2015	<b>Tito RABAT</b>	<b>1'37.246</b>	156.4 Km/h

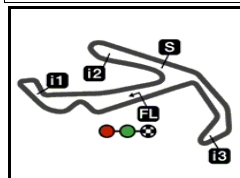
The results are provisional until the end of the limit for protest and appeals.

Time limit for protest expires 60' after publication of the results - Mr. .... Time: .....

These data/results cannot be reproduced, stored and/or transmitted in whole or in part by any manner of electronic, mechanical, photocopying, recording, broadcasting or otherwise now known or herein after developed without the previous express consent by the copyright owner, except for reproduction in daily press and regular printed publications on sale to the public within 60 days of the event related to those data/results and always provided that copyright symbol appears together as follows below.

© DORNA, 2015





4226 m.

## GP TIM DI SAN MARINO E DELLA RIVIERA DI RIMINI

## Free Practice Nr. 3

## Top Speed &amp; Average

12



Rider	Nation	Motorcycle	Top 5 speeds					Average	Top
11 Sandro CORTESE	GER	KALEX	245.3	245.1	244.6	244.4	244.1	244.7	245.3
39 Luis SALOM	SPA	KALEX	244.8	244.3	243.8	243.8	243.7	244.1	244.8
5 Johann ZARCO	FRA	KALEX	244.0	243.1	241.1	240.7	240.6	241.9	244.0
40 Alex RINS	SPA	KALEX	244.0	241.6	240.8	240.8	240.8	241.6	244.0
64 Federico CARICASULO	ITA	KALEX	243.9	241.1	240.7	240.7	240.7	241.4	243.9
77 Dominique AEGERTER	SWI	KALEX	243.5	242.8	242.6	242.1	241.7	242.5	243.5
94 Jonas FOLGER	GER	KALEX	243.5	242.5	241.2	241.2	241.1	241.9	243.5
1 Tito RABAT	SPA	KALEX	243.0	242.7	242.5	242.2	242.1	242.5	243.0
55 Hafizh SYAHRIN	MAL	KALEX	243.0	242.5	241.5	241.4	241.2	241.9	243.0
12 Thomas LUTHI	SWI	KALEX	243.0	242.5	242.5	242.4	242.4	242.6	243.0
88 Ricard CARDUS	SPA	SUTER	242.5	242.4	241.8	241.2	241.1	241.8	242.5
96 Louis ROSSI	FRA	TECH 3	242.5	241.6	240.6	240.5	240.5	241.0	242.5
7 Lorenzo BALDASSARRI	ITA	KALEX	242.1	238.3	238.0	237.4	237.3	238.6	242.1
95 Anthony WEST	AUS	SPEED UP	241.9	240.6	240.3	240.3	240.1	240.6	241.9
70 Robin MULHAUSER	SWI	KALEX	241.8	241.6	241.2	241.2	241.1	241.4	241.8
23 Marcel SCHROTTER	GER	TECH 3	241.5	241.3	241.2	241.0	240.8	241.2	241.5
9 Luca MARINI	ITA	KALEX	241.4	240.3	240.3	240.2	240.0	240.3	241.4
25 Azlan SHAH	MAL	KALEX	241.4	241.1	240.9	240.2	240.2	240.8	241.4
30 Takaaki NAKAGAMI	JPN	KALEX	241.4	241.1	241.0	241.0	240.7	241.0	241.4
60 Julian SIMON	SPA	SPEED UP	241.2	241.1	240.2	240.2	240.1	240.6	241.2
49 Axel PONS	SPA	KALEX	241.1	240.0	240.0	239.0	238.7	239.8	241.1
2 Jesko RAFFIN	SWI	KALEX	240.4	240.1	240.1	239.5	239.4	239.9	240.4
10 Thitipong WAROKORN	THA	KALEX	240.4	239.6	239.3	239.2	239.2	239.5	240.4
3 Simone CORSI	ITA	KALEX	240.2	240.1	240.0	239.2	238.9	239.7	240.2
22 Sam LOWES	GBR	SPEED UP	240.2	239.9	238.8	238.1	237.9	239.0	240.2
73 Alex MARQUEZ	SPA	KALEX	240.2	240.1	240.0	239.7	239.5	239.8	240.2
36 Mika KALLIO	FIN	KALEX	239.8	239.4	239.4	239.3	239.2	239.4	239.8
54 Mattia PASINI	ITA	KALEX	239.4	239.3	237.5	237.2	236.8	238.0	239.4
66 Florian ALT	GER	SUTER	239.3	239.2	238.2	238.0	238.0	238.5	239.3
4 Randy KRUMMENACHER	SWI	KALEX	238.7	238.7	238.7	238.7	238.3	238.6	238.7
97 Xavi VIERGE	SPA	TECH 3	238.6	238.4	238.2	238.2	237.9	238.3	238.6
19 Xavier SIMEON	BEL	KALEX	237.7	237.3	237.3	237.3	237.2	237.3	237.7

These data/results cannot be reproduced, stored and/or transmitted in whole or in part by any manner of electronic, mechanical, photocopying, recording, broadcasting or otherwise now known or herein after developed without the previous express consent by the copyright owner, except for reproduction in daily press and regular printed publications on sale to the public within 60 days of the event related to those data/results and always provided that copyright symbol appears together as follows below.

© DORNA, 2015

Official MotoGP Timing by TISSOT  
www.motogp.com



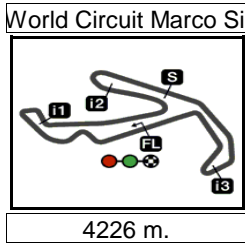
Misano Adriatico, Saturday, September 12, 2015

## GP TIM DI SAN MARINO E DELLA RIVIERA DI RIMINI

## Free Practice Nr. 3

## Chronological Analysis of Performances

13



4226 m.

\* Lap / Sector time cancelled

T1 Time from finish line to 1st intermediate

T3 Time from 2nd intermed. to 3rd intermed.

P Crossing the finish line in pit lane

T2 Time from 1st intermed. to 2nd intermed.

T4 Time from 3rd intermediate to finish line

Lap	Lap Time	T1	T2	T3	T4	Speed	Lap	Lap Time	T1	T2	T3	T4	Speed
<b>1st</b>	<b>1</b>	<b>Tito RABAT</b>			EG 0,0 Marc VDS	SPA	16	<b>1'37.819</b>	26.707	22.633	26.628	21.851	238.9
		Runs=2	Total laps=26	Full laps=23			17	<b>1'37.322</b>	26.479	22.522	26.535	21.786	239.6
1	3'07.188	1'52.941	23.931	27.692	22.624	238.0	18	<b>1'37.455</b>	<b>26.451</b>	22.596	26.572	21.836	240.1
2	<b>1'39.186</b>	27.347	22.793	26.886	22.160	241.0	19	<b>1'37.410</b>	26.513	22.603	26.515	21.779	240.6
3	<b>1'38.533</b>	26.955	22.713	26.837	22.028	241.1	20	<b>1'37.424</b>	26.467	22.558	26.581	21.818	239.8
4	<b>1'38.195</b>	26.821	22.632	26.828	21.914	241.0	21	<b>1'37.519</b>	26.617	22.527	26.606	21.769	239.6
5	<b>1'37.893</b>	26.696	22.552	26.732	21.913	241.7	22	<b>1'38.110</b>	26.840	22.574	26.794	21.902	239.0
6	<b>1'37.845</b>	26.706	22.489	26.700	21.950	242.7	23	<b>1'37.437</b>	26.551	<b>22.409</b>	26.775	<b>21.702</b>	240.1
7	<b>1'38.032</b>	26.716	22.623	26.776	21.917	241.2	24	<b>1'37.478</b>	26.539	22.454	26.653	21.832	239.0
8	<b>1'38.374</b>	26.788	22.700	26.937	21.949	240.9							
9	<b>1'38.457</b>	26.900	22.679	26.959	21.919	241.1	<b>3rd</b>	<b>40</b>	<b>Alex RINS</b>			Paginas Amarillas HP	SPA
10	<b>1'38.614</b>	26.826	22.784	26.966	22.038	242.2			Runs=3	Total laps=21	Full laps=15		
11	<b>1'38.532</b>	26.920	22.631	26.845	22.136	241.4	1	2'40.076	1'25.118	24.253	27.818	22.887	238.6
12	<b>1'38.542</b>	26.959	22.669	26.871	22.043	241.7	2	<b>1'38.928</b>	27.174	22.764	26.724	22.266	239.7
13	<b>1'38.727</b>	26.933	22.759	26.977	22.058	241.7	3	<b>1'38.377</b>	26.927	22.802	26.677	21.971	239.7
14	3'45.839 P	29.230	23.191	27.238	2'26.180	241.4	4	<b>1'38.036</b>	26.850	22.644	26.582	21.960	240.8
15	1'46.283	33.987	23.263	26.928	22.105	239.7	5	<b>1'37.998</b>	26.799	22.686	26.577	21.936	240.3
16	<b>1'38.278</b>	26.856	22.819	26.684	21.919	240.8	6	<b>1'38.214</b>	26.789	22.782	26.716	21.927	241.6
17	<b>1'37.670</b>	26.681	22.592	26.580	21.817	<b>243.0</b>	7	6'23.293 P	27.235	23.156	27.678	5'05.224	238.7
18	<b>1'37.647</b>	26.803	22.514	26.555	21.775	241.6	8	2'00.970	45.936	24.923	27.602	22.509	234.8
19	<b>1'37.367</b>	26.500	22.576	26.518	21.773	242.5	9	<b>1'37.981</b>	26.818	22.664	26.647	21.852	240.3
20	<b>1'37.367</b>	26.503	22.581	26.557	21.726	242.1	10	<b>1'40.938</b>	27.272	23.035	27.688	22.943	<b>244.0</b>
21	<b>1'37.458</b>	26.517	22.538	26.525	21.878	241.5	11	<b>1'37.417</b>	26.605	22.478	26.531	21.803	240.7
22	<b>1'37.358</b>	26.534	22.509	<b>26.517</b>	21.798	240.9	12	<b>1'37.663</b>	26.524	22.518	26.595	22.026	240.6
23	<b>1'37.328</b>	26.481	22.483	26.666	<b>21.698</b>	242.0	13	<b>1'37.492</b>	26.586	<b>22.449</b>	26.620	21.837	239.4
24	<b>1'37.246</b>	26.568	<b>22.453</b>	26.523	21.702	241.6	14	<b>1'37.497</b>	26.547	22.585	26.604	21.761	240.6
25	<b>1'37.605</b>	26.589	22.463	26.605	21.948	240.8	15	<b>1'37.498</b>	26.532	22.555	<b>26.475</b>	21.936	240.8
26	<b>1'37.415</b>	<b>26.399</b>	22.570	26.578	21.868	241.7	16	6'27.372 P	27.944	23.571	28.074	5'07.783	240.8

<b>2nd</b>	<b>5</b>	<b>Johann ZARCO</b>			Ajo Motorsport	FRA
		Runs=2	Total laps=24	Full laps=21		
1	2'55.764	1'41.962	23.943	27.581	22.278	238.4
2	<b>1'39.031</b>	27.263	22.821	26.665	22.282	240.7
3	<b>1'37.860</b>	26.853	22.672	26.605	21.730	239.7
4	<b>1'37.477</b>	26.632	22.559	26.485	21.801	240.2
5	<b>1'37.440</b>	26.536	22.461	26.507	21.936	241.1
6	<b>1'37.339</b>	26.605	22.497	<b>26.475</b>	21.762	240.3
7	<b>1'37.778</b>	26.612	22.480	26.730	21.956	239.5
8	<b>1'37.495</b>	26.615	22.515	26.557	21.808	240.2
9	<b>1'38.014</b>	26.583	22.728	26.842	21.861	239.7
10	<b>1'37.394</b>	26.587	22.450	26.617	21.740	240.3
11	<b>1'40.950</b>	26.641	24.137	28.048	22.124	231.5
12	<b>1'37.522</b>	26.556	22.486	26.700	21.780	<b>244.0</b>
13	<b>1'39.013</b>	27.317	22.690	27.105	21.901	243.1
14	7'30.295 P	26.911	22.795	27.038	6'13.551	237.4
15	1'47.520	34.821	23.282	27.412	22.005	235.7

<b>4th</b>	<b>55</b>	<b>Hafizh SYAHRIN</b>			Petronas Raceline Mal	MAL
		Runs=3	Total laps=17	Full laps=11		
1	2'25.161	1'07.519	27.188	27.994	22.460	237.1
2	<b>1'39.206</b>	27.014	22.944	27.172	22.076	239.4
3	<b>1'38.381</b>	26.840	22.611	26.875	22.055	240.5
4	<b>1'38.135</b>	26.736	22.631	26.913	21.855	241.2
5	8'50.652 P	26.804	22.634	28.116	7'33.098	237.9
6	2'18.919	37.687	40.529	37.717	22.986	151.3
7	<b>1'43.518</b>	29.667	23.718	27.848	22.285	230.9
8	<b>1'38.659</b>	26.909	22.680	27.013	22.057	241.5
9	<b>1'43.675</b>	28.649	25.073	27.924	22.029	233.4
10	<b>1'38.280</b>	26.801	22.647	26.850	21.982	241.4

**Fastest Lap:** Tito RABAT EG 0,0 Marc VDS SPA **1'37.246** 26.568 22.453 26.523 21.702

These data/results cannot be reproduced, stored and/or transmitted in whole or in part by any manner of electronic, mechanical, photocopying, recording, broadcasting or otherwise now known or herein after developed without the previous express consent by the copyright owner, except for reproduction in daily press and regular printed publications on sale to the public within 60 days of the event related to those data/results and always provided that copyright symbol appears together as follows below.  
© DORNA, 2015

Free Practice Nr. 3

Moto2

Lap	Lap Time	T1	T2	T3	T4	Speed	Lap	Lap Time	T1	T2	T3	T4	Speed		
11	5'57.193 P	29.303	25.869	29.004	4'33.017	229.7	<b>7th 7</b> Lorenzo BALDASSA Forward Racing ITA Runs=2 Total laps=16 Full laps=12	1	2'18.547	1'02.336	24.899	28.335	22.977	232.5	
12	2'03.007	35.881	27.990	34.248	24.888	196.9		2	1'40.435	27.530	23.179	27.285	22.441	235.8	
13	1'40.885	26.765	22.597	26.833	24.690	240.3		3	1'39.310	27.179	22.966	26.932	22.233	236.4	
14	1'48.248	29.448	29.016	27.830	21.954	243.0		4	1'39.118	26.991	23.038	26.851	22.238	238.0	
15	1'37.812	26.674	22.578	26.709	21.851	242.5		5	1'39.130	26.927	22.968	26.919	22.316	237.4	
16	1'37.659	26.515	22.510	26.703	21.931	241.1		6	1'41.974	26.989	22.838	28.278	23.869	242.1	
PIT								7	1'39.079	26.963	23.011	26.911	22.194	237.3	
<b>5th 30</b> Takaaki NAKAGAMI IDEMITSU Honda Tea JPN Runs=2 Total laps=24 Full laps=21	1	2'24.326	1'09.790	24.314	27.787	22.435		8	5'42.995 P	28.821	23.508	27.700	4'22.966	236.7	
	2	1'39.323	27.031	22.998	27.152	22.142		238.0	9	1'48.882	33.763	24.252	28.104	22.763	233.1
	3	1'38.227	26.717	22.613	26.952	21.945		238.7	10	1'39.228	27.223	22.932	26.974	22.099	235.2
	4	1'38.459	26.770	22.601	27.017	22.071		240.6	11	1'38.143	26.708	22.695	26.758	21.982	236.1
	5	1'38.626	26.773	22.633	26.967	22.253		241.1	12	1'38.159	26.782	22.653	26.817	21.907	236.3
	6	1'38.860	27.097	22.749	26.974	22.040		240.2	13	1'38.093	26.756	22.547	26.804	21.986	236.9
	7	1'38.219	26.822	22.577	26.888	21.932		240.4	14	1'37.911	26.764	22.499	26.683	21.965	237.2
	8	1'39.100	27.403	22.518	27.079	22.100		239.4	15	1'38.325	26.877	22.690	26.779	21.979	238.3
	9	1'38.641	26.795	22.558	27.136	22.152		241.4	unfinished 26.757 22.634						
	10	1'38.392	26.694	22.708	26.996	21.994	239.2	<b>8th 94</b> Jonas FOLGER AGR Team GER Runs=3 Total laps=20 Full laps=15	1	2'02.892	42.201	24.192	33.750	22.749	163.1
	11	1'38.437	26.676	22.723	27.039	21.999	239.0		2	1'39.820	27.406	22.863	27.279	22.272	242.5
	12	1'38.598	26.893	22.693	26.986	22.026	239.3		3	1'39.453	27.283	22.680	27.022	22.468	243.5
	13	1'38.523	26.973	22.637	26.887	22.026	239.0		4	1'38.352	26.736	22.546	27.024	22.046	241.2
	14	1'38.367	26.756	22.621	26.935	22.055	239.3		5	1'38.155	26.922	22.669	26.795	21.769	241.1
	15	1'38.506	26.788	22.780	26.918	22.020	239.2		6	1'43.196	26.840	22.540	29.828	23.988	236.0
	16	6'32.365 P	29.430	25.896	27.844	5'09.195	236.8		7	1'38.285	26.911	22.515	26.870	21.989	241.2
17	2'00.200	39.953	27.790	29.575	22.882	231.8	8		8'57.518 P	32.021	27.096	27.411	7'30.990	238.3	
18	1'39.371	27.387	22.970	26.899	22.115	239.3	9		1'50.998	35.056	23.630	30.196	22.116	214.6	
19	1'38.039	26.614	22.588	26.835	22.002	240.3	10		1'47.483	27.283	25.856	31.900	22.444	128.5	
20	1'37.828	26.609	22.570	26.694	21.955	241.0	11		1'38.007	26.745	22.525	26.774	21.963	239.2	
21	1'54.118	26.772	27.296	37.428	22.622	176.9	12		1'38.031	26.710	22.570	26.779	21.972	238.0	
22	1'38.444	26.846	22.622	26.969	22.007	240.7	13		1'41.335	29.440	22.775	26.969	22.151	239.2	
23	1'37.680	26.580	22.544	26.733	21.823	240.6	14		5'22.817 P	26.841	22.557	26.740	4'06.679	238.9	
24	1'38.302	26.702	22.428	27.009	22.163	241.0	15		1'51.702	33.722	25.901	29.976	22.103	184.8	
<b>6th 12</b> Thomas LUTHI Derendinger Racing In SWI Runs=3 Total laps=18 Full laps=12	1	2'30.693	1'16.024	24.303	27.935	22.431	239.6	16	1'39.339	26.710	22.584	28.038	22.007	232.6	
	2	1'39.585	27.382	22.861	27.055	22.287	240.8	17	1'37.960	26.719	22.601	26.710	21.930	239.1	
	3	1'38.730	27.068	22.644	26.893	22.125	241.3	18	1'46.740	26.790	24.481	32.526	22.943	178.6	
	4	1'38.177	26.919	22.402	26.967	21.889	242.5	19	1'38.505	26.866	22.655	26.888	22.096	238.4	
	5	1'37.765	26.720	22.412	26.772	21.861	243.0	20	1'37.928	26.757	22.514	26.636	22.021	238.6	
	6	1'37.907	26.806	22.345	26.787	21.969	242.5	<b>9th 77</b> Dominique AEGERT Technomag Racing In SWI Runs=3 Total laps=21 Full laps=16	1	1'50.232	36.292	23.949	27.605	22.386	237.3
	7	10'59.885 P	26.820	22.431	26.893	9'43.741	241.9		2	1'39.036	27.195	22.781	26.984	22.076	240.1
	8	1'52.382	39.518	23.481	27.198	22.185	240.1		3	1'38.544	26.877	22.591	27.021	22.055	239.8
	9	1'44.059	26.904	22.561	31.836	22.758	153.4		4	1'38.253	26.840	22.589	26.863	21.961	239.8
	10	1'38.813	26.918	22.540	27.098	22.257	242.4		5	1'38.260	26.901	22.566	26.827	21.966	239.9
	11	1'38.198	26.871	22.506	26.879	21.942	242.4		6	1'38.425	26.932	22.600	26.860	22.033	239.6
	12	1'38.202	26.893	22.534	26.864	21.911	241.4		7	1'38.270	26.928	22.531	26.851	21.960	240.2
	13	7'11.419 P	26.873	22.457	28.605	5'53.484	232.6		8	1'38.183	26.858	22.571	26.810	21.944	240.2
	14	1'49.840	36.135	23.509	27.750	22.446	236.4		9	1'38.387	26.825	22.661	26.830	22.071	240.6
	15	1'44.441	27.257	22.765	27.174	27.245	239.7		10	7'38.947 P	27.052	22.894	27.293	6'21.708	238.5
	16	1'39.565	27.388	22.988	27.056	22.133	241.2		11	1'57.624	36.677	28.103	30.467	22.377	226.0
	17	1'42.199	27.204	22.665	27.167	25.163	241.2		12	1'38.599	27.062	22.707	26.765	22.065	239.6
PIT															

<b>Fastest Lap:</b>	Tito RABAT	EG 0,0 Marc VDS	SPA	1'37.246	26.568	22.453	26.523	21.702
---------------------	------------	-----------------	-----	----------	--------	--------	--------	--------

These data/results cannot be reproduced, stored and/or transmitted in whole or in part by any manner of electronic, mechanical, photocopying, recording, broadcasting or otherwise now known or herein after developed without the previous express consent by the copyright owner, except for reproduction in daily press and regular printed publications on sale to the public within 60 days of the event related to those data/results and always provided that copyright symbol appears together as follows below.  
© DORNA, 2015



# Free Practice Nr. 3

# Moto2

Lap	Lap Time	T1	T2	T3	T4	Speed	Lap	Lap Time	T1	T2	T3	T4	Speed
<b>12th 22 Sam LOWES</b>							Speed Up Racing GBR						
Runs=3 Total laps=17 Full laps=12													
1	2'45.971	1'21.470	23.591	37.658	23.252	105.3							
2	<b>1'40.851</b>	27.808	23.150	27.774	22.119	235.9							
3	<b>1'39.745</b>	27.302	22.850	27.410	22.183	235.6							
4	<b>1'38.829</b>	26.971	22.767	27.102	21.989	236.9							
5	14'08.102 P	26.800	22.836	28.888	12'49.578	226.7							
6	2'04.487	46.887	23.535	30.127	23.938	181.1							
7	<b>1'45.324</b>	31.724	23.803	27.571	22.226	236.3							
8	<b>1'38.991</b>	27.006	22.928	27.106	21.951	237.6							
9	<b>1'38.457</b>	26.797	22.835	26.867	21.958	239.9							
10	<b>1'38.352</b>	26.731	22.840	26.897	21.884	237.9							
11	<b>1'38.373</b>	26.792	22.759	26.882	21.940	238.8							
12	5'00.672 P	31.641	27.825	28.268	3'32.938	232.9							
13	2'03.459	41.953	26.907	31.493	23.106	229.9							
14	<b>1'40.120</b>	26.893	22.824	27.569	22.834	238.1							
15	<b>1'38.074</b>	26.853	22.750	26.636	21.835	240.2							
16	<b>2'03.215</b>	31.141	22.872	46.918	22.284	185.4							
17	<b>1'38.379</b>	26.809	22.737	26.928	21.905	237.7							
<b>10th 73 Alex MARQUEZ</b>							EG 0,0 Marc VDS SPA						
Runs=3 Total laps=20 Full laps=15													
1	1'53.029	38.285	24.136	27.835	22.773	236.4							
2	<b>1'39.301</b>	27.103	22.966	27.062	22.170	238.5							
3	<b>1'38.389</b>	26.729	22.727	26.869	22.064	239.1							
4	<b>1'38.210</b>	26.691	22.544	26.914	22.061	240.0							
5	<b>1'37.938</b>	26.575	22.521	26.804	22.038	239.5							
6	<b>1'38.373</b>	26.723	22.580	26.873	22.197	240.2							
7	8'18.580 P	29.629	23.440	27.706	6'57.805	237.8							
8	1'49.347	35.577	23.515	27.719	22.536	234.6							
9	<b>1'39.379</b>	27.129	22.932	26.964	22.354	237.5							
10	<b>1'39.012</b>	27.078	22.742	26.924	22.268	238.5							
11	<b>1'38.964</b>	26.949	22.819	26.988	22.208	239.5							
12	<b>1'38.931</b>	26.936	22.835	26.916	22.244	238.5							
13	7'01.027 P	28.442	23.494	29.249	5'39.842	200.3							
14	1'52.487	35.527	23.958	29.906	23.096	235.0							
15	<b>1'38.657</b>	26.788	22.814	26.936	22.119	239.7							
16	<b>1'38.597</b>	26.703	22.675	27.049	22.170	239.5							
17	<b>1'38.356</b>	26.604	22.687	26.980	22.085	238.7							
18	<b>1'38.271</b>	26.760	22.627	26.833	22.051	239.2							
19	<b>1'38.430</b>	26.678	22.660	26.876	22.216	238.2							
20	<b>1'38.667</b>	26.919	22.688	26.855	22.205	240.1							
<b>11th 60 Julian SIMON</b>							QMMF Racing Team SPA						
Runs=3 Total laps=19 Full laps=14													
1	2'40.331	1'24.646	24.200	28.164	23.321	234.4							
2	<b>1'39.467</b>	27.312	22.961	27.123	22.071	240.2							
3	<b>1'39.023</b>	27.115	22.786	27.077	22.045	240.2							
4	<b>1'38.740</b>	26.913	22.683	27.057	22.087	240.1							
5	<b>1'50.700</b>	26.887	27.719	32.453	23.641	190.1							
6	<b>1'39.145</b>	27.065	22.923	27.052	22.105	238.1							
7	10'41.060 P	26.924	22.906	27.750	9'23.480	234.8							
8	1'47.130	34.373	23.415	27.222	22.120	238.3							
9	<b>1'38.689</b>	26.851	22.721	26.993	22.124	239.3							
10	<b>1'38.846</b>	26.859	22.878	27.041	22.068	240.0							
11	<b>1'38.760</b>	26.871	22.784	27.002	22.103	238.7							
12	<b>1'43.111</b>	29.344	24.838	26.900	22.029	241.2							
13	5'36.696 P	26.760	22.757	27.224	4'19.955	238.3							
14	1'47.321	34.199	23.784	27.273	22.065	237.1							
15	<b>1'38.512</b>	26.777	22.902	26.896	21.937	239.6							
16	<b>1'38.070</b>	26.617	22.580	26.896	21.977	239.7							
17	<b>1'46.319</b>	31.096	25.199	27.199	22.825	241.1							
18	<b>1'41.972</b>	27.614	24.560	27.787	22.011	233.1							
19	<b>1'38.541</b>	26.745	22.789	26.970	22.037	239.5							
<b>13th 23 Marcel SCHROTTE</b>							Tech 3 GER						
Runs=3 Total laps=18 Full laps=13													
1	2'17.409	58.274	23.873	29.136	26.126	202.3							
2	<b>1'40.088</b>	27.632	23.084	27.115	22.257	239.0							
3	<b>1'39.394</b>	27.308	22.789	27.039	22.258	240.7							
4	<b>1'39.171</b> *	27.102	22.829	27.014*	22.226	241.3							
5	<b>1'39.056</b>	27.006	22.881	26.992	22.177	240.1							
6	12'27.344 P	27.136	22.791	26.861	11'10.556	241.2							
7	1'53.334	38.817	23.717	27.708	23.092	234.5							
8	<b>1'39.899</b>	27.295	23.119	27.179	22.306	235.9							
9	<b>1'39.118</b>	27.079	22.850	27.034	22.155	238.5							
10	<b>1'38.927</b>	27.021	22.830	26.944	22.132	239.5							
11	<b>1'38.843</b>	27.155	22.753	26.851	22.084	240.0							
12	<b>1'39.032</b>	27.023	22.818	27.020	22.171	239.7							
13	5'20.090 P	30.133	24.534	28.024	3'57.399	235.7							
14	2'01.991	35.590	24.096	35.195	27.110	118.8							
15	<b>1'40.881</b>	27.705	23.586	27.391	22.199	236.4							
16	<b>1'38.499</b>	26.854	22.878	26.755	22.012	240.8							
17	<b>1'38.139</b>	26.784	22.640	26.803	21.912	241.0							
18	<b>1'39.019</b>	26.944	22.569	27.017	22.489	241.5							
<b>14th 3 Simone CORSI</b>							Forward Racing ITA						
Runs=2 Total laps=19 Full laps=15													
1	2'37.124	1'22.018	24.067	28.320	22.719	234.9							
2	<b>1'40.998</b>	27.657	23.347	27.920	22.074	236.8							
3	<b>1'38.429</b>	26.791	22.720	27.063	21.855	236.1							
4	<b>1'38.149</b>	26.730	22.705	26.903	21.811	238.2							
5	<b>1'38.419</b>	26.707	22.673	27.209	21.830	238.0							
6	<b>1'38.172</b>	26.817	22.633	26.905	21.817	238.9							
7	<b>1'38.437</b>	26.769	22.768	27.031	21.869	238.0							
8	<b>1'42.456</b>	30.319	23.003	27.185	21.949	238.5							
9	<b>1'38.331</b>	26.869	22.669	26.986	21.807	240.1							
10	<b>1'39.209</b>	27.295	22.732	27.281	21.901	238.7							
11	<b>1'38.595</b>	26.827	22.607	27.019	22.142	240.2							
12	<b>1'38.489</b>	26.874	22.673	27.009	21.933	238.8							
13	<b>1'38.517</b>	26.868	22.631	27.072	21.946	239.2							

<b>Fastest Lap:</b>	Tito RABAT	EG 0,0 Marc VDS	SPA	<b>1'37.246</b>	26.568	22.453	26.523	21.702
---------------------	------------	-----------------	-----	-----------------	--------	--------	--------	--------

These data/results cannot be reproduced, stored and/or transmitted in whole or in part by any manner of electronic, mechanical, photocopying, recording, broadcasting or otherwise now known or herein after developed without the previous express consent by the copyright owner, except for reproduction in daily press and regular printed publications on sale to the public within 60 days of the event related to those data/results and always provided that copyright symbol appears together as follows below.  
© DORNA, 2015



### Free Practice Nr. 3

Moto2

Lap	Lap Time		T1	T2	T3	T4	Speed	Lap	Lap Time	T1	T2	T3	T4	Speed	
14	7'54.595	P	28.059	24.324	27.745	6'34.467	237.9	3	1'39.050	27.284	22.636	27.145	21.985	238.4	
15	1'53.001		37.654	24.048	28.051	23.248	234.2	4	1'38.851	27.221	22.671	26.992	21.967	239.9	
16	1'38.864		26.999	22.816	27.173	21.876	237.8	5	1'38.820	27.110	22.645	27.030	22.035	239.8	
17	1'38.439		26.723	22.781	27.138	21.797	237.7	6	1'38.730	27.050	22.608	27.056	22.016	240.3	
18	1'38.203		26.782	22.696	26.959	21.766	240.0	7	1'38.980	27.079	22.800	27.044	22.057	240.6	
	PIT		31.346	25.242	28.420		235.6	8	1'38.996	27.182	22.711	27.094	22.009	239.6	
								9	1'39.404	27.142	22.742	27.358	22.162	240.3	
								10	8'01.508	P	27.067	22.767	28.204	6'43.470	239.1

**15th 49 Axel PONS** AGR Team SPA  
Runs=3 Total laps=19 Full laps=14

1	2'01.509		45.140	24.111	29.342	22.916	226.0
2	1'41.131		27.431	23.751	27.355	22.594	237.6
3	1'38.955		26.955	22.915	26.933	22.152	240.0
4	1'38.818		26.744	22.714	27.214	22.146	241.1
5	1'38.237		26.723	22.749	26.770	21.995	240.0
6	1'39.537		27.011	22.635	27.714	22.177	236.7
7	1'38.262		26.696	22.652	26.905	22.009	238.3
8	1'45.233		33.611	22.706	26.900	22.016	238.7
9	8'47.788	P	28.329	1'27.466	28.128	6'23.865	236.2
10	1'47.176		34.923	22.972	27.119	22.162	238.2
11	1'43.390		30.173	23.869	27.159	22.189	239.0
12	7'21.842	P	27.871	24.316	27.157	6'02.498	237.8
13	1'46.342		34.198	22.987	27.031	22.126	237.7
14	1'38.528		26.944	22.782	26.779	22.023	238.4
15	2'08.287		26.756	22.850	52.587	26.094	224.2
16	1'38.946		26.965	22.714	27.207	22.060	237.5
17	1'38.518		26.681	22.737	26.937	22.163	237.8
18	1'38.493		26.729	22.755	26.987	22.022	236.4
19	1'38.609		26.805	22.604	27.142	22.058	237.2

**16th 19 Xavier SIMEON** Federal Oil Gresini Mo BEL  
Runs=3 Total laps=20 Full laps=14

1	2'08.465		53.974	23.903	27.961	22.627	232.2
2	1'39.861		27.243	22.930	27.335	22.353	237.2
3	1'39.535		27.153	23.172	27.105	22.105	237.2
4	1'39.017	*	26.958	22.817	27.068*	22.174	237.3
5	1'38.756		26.869	22.681	27.047	22.159	237.3
6	1'38.913		26.971	22.726	26.995	22.221	237.2
7	1'38.935		27.055	22.764	27.024	22.092	236.8
8	8'37.926	P	29.005	23.490	28.067	7'17.364	231.7
9	1'50.315		36.641	23.621	27.786	22.267	231.8
10	1'42.274		30.210	22.845	27.080	22.139	235.9
11	1'38.902		26.972	22.865	26.988	22.077	237.0
12	1'38.248		26.752	22.643	26.847	22.006	237.7
13	1'38.453		26.819	22.618	26.957	22.059	237.3
14	1'38.469		26.740	22.760	26.919	22.050	236.7
15	6'42.602	P	29.136	23.523	27.585	5'22.358	233.9
16	1'48.786		36.178	23.121	27.238	22.249	235.1
17	1'39.531		27.067	23.042	27.235	22.187	237.2
18	1'38.614		26.944	22.789	26.843	22.038	236.5
19	1'38.484		26.895	22.748	26.793	22.048	235.9
	PIT		27.226	23.131	28.255		227.6

**17th 95 Anthony WEST** QMMF Racing Team AUS  
Runs=2 Total laps=22 Full laps=19

1	2'26.019		1'10.692	24.421	28.363	22.543	234.1
2	1'38.968		27.089	22.757	27.059	22.063	238.9

11	1'59.223		38.779	23.898	28.775	27.771	231.9
12	1'38.310		26.918	22.627	26.836	21.929	240.1
13	1'45.514		30.555	23.643	29.270	22.046	233.9
14	1'38.338		26.858	22.499	27.077	21.904	241.9
15	1'38.450		26.874	22.621	27.031	21.924	239.2
16	1'51.083		30.928	27.471	28.052	24.632	233.3
17	1'55.834		31.923	28.663	30.576	24.672	219.4
18	2'00.866		28.683	25.246	34.603	32.334	150.1
19	1'53.911		27.077	22.797	29.038	34.999	237.8
20	1'44.838		26.964	22.716	28.177	26.981	233.3
21	1'38.654		27.092	22.617	27.080	21.865	239.4
22	1'38.482		26.995	22.511	27.095	21.881	239.6

**18th 4 Randy KRUMMENA** JIR Racing Team SWI  
Runs=2 Total laps=24 Full laps=21

1	2'13.420		40.680	34.393	32.880	25.467	188.7
2	1'40.638		27.848	23.353	27.246	22.191	234.9
3	1'39.662		27.244	22.927	27.391	22.100	235.4
4	1'39.212		27.151	22.808	27.239	22.014	237.2
5	1'38.873		26.862	22.730	27.125	22.156	236.9
6	1'38.892		27.076	22.759	27.081	21.976	236.6
7	1'38.538		26.866	22.648	27.033	21.991	235.6
8	1'38.985		27.025	22.720	27.190	22.050	237.2
9	1'48.040		27.072	27.096	28.365	25.507	230.7
10	1'38.527		26.901	22.840	26.910	21.876	236.7
11	1'38.448		26.873	22.602	27.062	21.911	238.7
12	1'38.676		27.062	22.550	26.980	22.084	238.7
13	6'25.759	P	27.006	22.876	27.028	5'08.849	237.4
14	2'03.551		39.730	26.262	32.344	25.215	199.8
15	1'43.215		30.708	23.166	27.177	22.164	235.9
16	1'39.916		26.852	22.666	27.568	22.830	238.7
17	1'38.517		26.914	22.716	26.915	21.972	236.2
18	1'38.615		26.991	22.697	26.881	22.046	237.3
19	1'38.443		26.854	22.686	26.964	21.939	236.2
20	1'45.536		29.999	26.497	27.032	22.008	238.7
21	1'38.312		26.964	22.597	26.793	21.958	238.3
22	1'38.341		26.913	22.637	26.873	21.918	237.8
23	1'38.739		26.960	22.683	27.090	22.006	236.2
24	1'39.041		27.121	22.694	27.100	22.126	236.9

**19th 39 Luis SALOM** Paginas Amarillas HP SPA  
Runs=2 Total laps=25 Full laps=22

1	2'16.148		1'00.774	24.025	27.899	23.450	239.0
2	1'40.463		27.775	23.152	27.198	22.338	241.3
3	1'39.394		27.206	22.914	26.989	22.285	241.8
4	1'39.007		27.040	22.724	26.985	22.258	243.2
5	1'44.494		27.351	27.483	27.329	22.331	244.8
6	1'39.650		27.126	22.991	27.220	22.313	243.5

<b>Fastest Lap:</b>	Tito RABAT	EG 0.0 Marc VDS	SPA	1'37.246	26.568	22.453	26.523	21.702
---------------------	------------	-----------------	-----	----------	--------	--------	--------	--------

These data/results cannot be reproduced, stored and/or transmitted in whole or in part by any manner of electronic, mechanical, photocopying, recording, broadcasting or otherwise now known or herein after developed without the previous express consent by the copyright owner, except for reproduction in daily press and regular printed publications on sale to the public within 60 days of the event related to those data/results and always provided that copyright symbol appears together as follows below.  
© DORNA, 2015



# Free Practice Nr. 3

# Moto2

Lap	Lap Time	T1	T2	T3	T4	Speed	Lap	Lap Time	T1	T2	T3	T4	Speed
7	1'39.200	27.032	22.902	27.082	22.184	241.5	12	1'38.663	26.867	22.809	26.804	22.183	239.4
8	1'39.842	27.185	23.003	27.425	22.229	241.6	13	1'41.172	26.994	22.858	27.393	23.927	237.2
9	1'39.430	27.196	22.775	27.205	22.254	241.4	14	6'40.377 P	27.221	23.572	27.892	5'21.692	234.9
10	1'39.783	27.068	22.824	27.070	22.821	242.2	15	1'56.710	34.558	23.465	27.904	30.783	231.8
11	4'43.192 P	29.931	23.772	28.202	3'21.287	235.4	16	1'38.829	26.945	22.721	26.874	22.289	235.8
12	1'57.190	39.893	25.086	28.423	23.788	240.5	17	1'41.719	29.219	22.988	27.403	22.109	235.9
13	1'39.883	27.383	22.902	27.462	22.136	239.8	18	1'38.760	26.801	22.719	26.950	22.290	236.5
14	1'38.962	27.288	22.741	26.926	22.007	241.6	19	1'38.557	26.821	22.630	26.884	22.222	237.5
15	1'38.881	26.888	22.866	27.013	22.114	242.3							
16	1'38.985	26.740	22.782	27.418	22.045	243.8							
17	1'38.812	26.986	22.739	26.918	22.169	242.2							
18	1'38.777	26.967	22.788	26.957	22.065	243.7							
19	1'38.450	26.738	22.740	26.953	22.019	243.8							
20	1'38.386	26.688	22.769	26.767	22.162	244.3							
21	1'44.240	30.434	24.177	27.432	22.197	242.6							
22	1'46.826	26.894	22.788	34.317	22.827	189.6							
23	1'38.441	26.877	22.701	26.825	22.038	243.6							
24	1'38.452	26.845	22.655	26.888	22.064	242.3							
25	1'38.555	26.835	22.681	26.916	22.123	242.8							

## 22nd 96 Louis ROSSI Tasca Racing Scuderi FRA

Runs=3	Total laps=20	Full laps=15
1	2'08.700	54.216 23.862 27.960 22.662 231.4
2	1'40.096	27.440 23.201 27.174 22.281 239.5
3	1'39.500	27.326 22.975 27.021 22.178 240.5
4	1'41.213	27.276 22.880 28.156 22.901 242.5
5	1'42.861	27.828 23.047 27.669 24.317 238.8
6	1'39.758 *	27.354 22.953 27.106* 22.345 240.6
7	1'39.651	27.232 22.851 27.053 22.515 239.5
8	7'24.106 P	35.394 24.003 27.419 5'57.290 240.4
9	1'53.825	35.340 23.485 32.638 22.362 224.3
10	1'46.468	29.938 25.946 27.566 23.018 239.5
11	1'39.642	27.257 22.987 27.175 22.223 241.6
12	1'39.175	27.179 22.856 27.012 22.128 240.2
13	1'39.065	27.065 22.839 27.017 22.144 240.5
14	1'39.029	27.071 22.740 27.047 22.171 240.5
15	1'39.071	27.113 22.748 27.078 22.132 239.8
16	6'13.056 P	33.630 23.766 28.554 4'47.106 238.4
17	1'47.956	35.133 23.251 27.299 22.273 237.9
18	1'47.980	34.377 23.381 27.756 22.466 235.5
19	2'15.309	1'02.111 23.440 27.466 22.292 238.1
20	1'38.589	26.987 22.739 26.880 21.983 239.9

## 20th 11 Sandro CORTESE Dynavolt Intact GP GER

Runs=3	Total laps=20	Full laps=15
1	2'17.041	1'00.509 24.542 28.199 23.791 240.1
2	1'40.157	27.671 23.046 27.140 22.300 244.1
3	1'39.071	27.115 22.817 26.814 22.325 245.1
4	1'42.562	28.507 24.302 27.302 22.451 242.9
5	1'38.713	26.901 22.773 26.835 22.204 243.7
6	1'38.924	26.904 22.888 27.018 22.114 245.3
7	1'38.604	26.939 22.662 26.977 22.026 244.4
8	6'26.736 P	29.625 26.119 27.432 5'03.560 244.6
9	1'50.017	36.998 23.394 27.201 22.424 239.6
10	1'39.115	26.869 22.952 26.933 22.361 242.5
11	1'38.881	26.857 22.963 26.729 22.332 241.5
12	1'38.799	26.774 22.956 26.811 22.258 241.7
13	1'38.413	26.791 22.697 26.626 22.299 242.6
14	7'50.204 P	27.950 23.196 27.540 6'31.518 240.4
15	1'48.786	33.943 25.142 27.218 22.483 242.3
16	1'39.166	26.932 22.767 27.089 22.378 242.4
17	1'40.958	26.914 24.924 26.908 22.212 243.6
18	1'38.906	26.975 22.700 27.101 22.130 240.9
19	1'38.593	26.706 22.793 26.973 22.121 242.3
20	1'38.449	26.909 22.658 26.815 22.067 241.6

## 23rd 88 Ricard CARDUS JPMoto Malaysia SPA

Runs=3	Total laps=17	Full laps=12
1	1'53.723	38.688 24.077 28.126 22.832 239.4
2	1'39.749	27.520 22.899 27.354 21.976 240.0
3	1'39.437	27.039 22.826 27.561 22.011 237.8
4	1'47.882	26.983 24.805 32.610 23.484 194.1
5	1'38.895	27.136 22.730 27.086 21.943 241.8
6	1'39.340	27.052 22.766 27.366 22.156 242.5
7	1'38.727	26.950 22.611 27.229 21.937 241.1
8	11'24.999 P	33.706 23.129 28.187 9'59.977 223.2
9	1'54.890	37.924 25.594 28.527 22.845 237.3
10	1'40.910	27.689 23.570 27.357 22.294 242.4
11	1'39.532	27.042 22.913 27.307 22.270 240.9
12	1'39.289	27.077 22.790 27.301 22.121 240.8
13	8'05.390 P	27.054 22.934 31.492 6'43.910 233.5
14	2'01.265	38.388 25.776 28.388 28.713 238.9
15	1'49.584	27.441 22.894 27.144 32.105 240.1
16	1'39.183	26.996 22.910 27.037 22.240 240.3
17	1'39.377	26.945 22.764 27.368 22.300 241.2

## 21st 54 Mattia PASINI Gresini Racing Moto2 ITA

Runs=3	Total laps=19	Full laps=14
1	2'54.524	1'39.230 24.328 28.137 22.829 232.1
2	1'40.211	27.303 23.154 27.334 22.420 234.4
3	1'39.770	27.537 22.998 26.937 22.298 235.8
4	1'39.335	27.032 22.980 26.993 22.330 236.5
5	1'39.385	27.106 22.932 27.041 22.306 236.8
6	1'46.324	29.942 24.570 27.684 24.128 235.6
7	1'39.304	27.143 22.924 27.052 22.185 236.3
8	9'07.671 P	28.123 23.479 28.084 7'47.985 235.2
9	1'51.777	34.327 23.467 27.249 26.734 234.0
10	1'45.210	27.192 22.862 30.090 25.066 176.3
11	1'39.316	27.067 22.987 26.912 22.350 239.3

## 24th 64 Federico CARICAS Italtrans Racing Team ITA

Runs=2	Total laps=24	Full laps=21
1	1'56.721	41.580 24.217 28.317 22.607 237.9
2	1'41.180	27.708 23.494 27.403 22.575 239.4

**Fastest Lap:** Tito RABAT EG 0,0 Marc VDS SPA 1'37.246 26.568 22.453 26.523 21.702

These data/results cannot be reproduced, stored and/or transmitted in whole or in part by any manner of electronic, mechanical, photocopying, recording, broadcasting or otherwise now known or herein after developed without the previous express consent by the copyright owner, except for reproduction in daily press and regular printed publications on sale to the public within 60 days of the event related to those data/results and always provided that copyright symbol appears together as follows below.  
© DORNA, 2015

Official MotoGP Timing by TISSOT  
www.motogp.com





# Free Practice Nr. 3

# Moto2

Lap	Lap Time	T1	T2	T3	T4	Speed	Lap	Lap Time	T1	T2	T3	T4	Speed
3	1'40.227	27.607	23.043	27.410	22.167	239.5	7	4'51.062 P	27.700	25.333	27.703	3'30.326	237.2
4	1'39.854	27.344	22.957	27.286	22.267	240.1	8	1'55.172	35.863	24.059	28.243	27.007	232.5
5	1'39.391	27.140	23.020	27.182	22.049	238.3	9	1'42.741	28.962	23.490	27.575	22.714	235.9
6	1'41.837	27.266	24.289	27.737	22.545	243.9	10	1'40.198	27.291	22.994	27.354	22.559	236.9
7	1'39.188	27.157	22.760	27.124	22.147	240.7	11	1'40.990	27.390	23.012	28.027	22.561	237.1
8	1'39.241	27.115	22.849	27.231	22.046	239.2	12	1'40.141	27.324	22.994	27.507	22.316	238.5
9	1'39.089	27.255	22.597	27.135	22.102	238.6	13	1'39.925	27.304	22.894	27.363	22.364	237.8
10	1'44.967	32.120	22.780	27.744	22.323	240.7	14	1'39.615	27.183	22.884	27.257	22.291	238.7
11	1'38.845	27.084	22.706	27.141	21.914	241.1	15	5'18.959 P	29.407	24.856	27.433	3'57.263	239.0
12	6'44.552 P	27.183	22.712	27.994	5'26.663	237.4	16	1'52.987	37.965	24.073	28.222	22.727	233.9
13	1'49.183	35.693	23.359	27.639	22.492	236.9	17	1'39.730	27.171	22.974	27.317	22.268	237.2
14	1'40.226	27.742	22.998	27.306	22.180	237.1	18	1'45.174	29.783	23.132	28.752	23.507	233.6
15	1'40.417	27.277	22.987	27.769	22.384	238.3	19	1'39.061	26.895	22.729	27.221	22.216	238.3
16	1'49.957	36.981	22.875	27.426	22.675	240.6	20	1'39.148	27.176	22.791	27.143	22.038	237.9
17	1'40.526	27.329	23.739	27.359	22.099	239.2	21	1'38.909	26.967	22.660	27.178	22.104	237.8
18	1'39.502	27.191	22.957	27.180	22.174	238.4	22	1'48.320	28.558	23.825	31.417	24.520	225.1
19	1'39.391	27.239	22.795	27.141	22.216	239.2	23	1'39.754	27.111	22.752	27.552	22.339	238.3
20	1'39.399	27.305	22.685	27.109	22.300	238.9							
21	1'52.649	29.740	26.942	33.900	22.067	201.0							
22	1'41.773	27.876	24.762	27.116	22.019	240.7							
23	1'38.758	27.030	22.686	27.032	22.010	239.0							
24	1'39.352	27.096	22.707	27.111	22.438	239.5							

25th 36		Mika KALLIO		Italtrans Racing Team FIN		
		Runs=2	Total laps=22	Full laps=19		
1	2'00.830	44.074	25.019	28.642	23.095	234.6
2	1'40.711	27.775	23.156	27.422	22.358	238.0
3	1'39.017	27.169	22.756	27.023	22.069	239.4
4	1'38.861	26.921	22.703	27.209	22.028	238.4
5	1'38.771	26.935	22.809	27.029	21.998	239.2
6	1'42.781	27.020	23.422	27.764	24.575	238.2
7	1'39.474	27.202	22.879	27.374	22.019	239.4
8	1'39.017	27.008	22.638	27.265	22.106	238.5
9	1'39.002	27.035	22.688	27.171	22.108	239.8
10	1'42.817	29.452	23.076	27.966	22.323	233.9
11	1'38.914	27.063	22.744	27.122	21.985	239.3
12	11'02.761 P	30.486	23.328	28.552	9'40.395	231.0
13	1'54.637	39.096	24.005	29.069	22.467	233.9
14	1'40.161	27.505	23.063	27.376	22.217	238.4
15	1'39.821	27.211	22.972	27.342	22.296	239.2
16	1'39.519	27.162	22.754	27.321	22.282	238.4
17	1'39.403	27.177	22.881	27.177	22.168	238.3
18	1'43.831	28.221	24.679	28.826	22.105	238.0
19	1'40.873	27.221	22.862	28.187	22.603	233.1
20	1'39.431	27.143	22.797	27.261	22.230	237.8
21	1'38.963	27.100	22.708	27.099	22.056	238.6
22	1'39.046	27.082	22.691	27.253	22.020	238.8

26th 2		Jesko RAFFIN		sports-millions-EMWE SWI		
		Runs=3	Total laps=23	Full laps=18		
1	2'18.777	1'04.403	23.910	27.745	22.719	238.2
2	1'40.457	27.559	23.065	27.448	22.385	240.4
3	1'40.058	27.204	22.974	27.473	22.407	240.1
4	1'39.992	27.436	22.927	27.343	22.286	239.4
5	1'39.796	27.215	22.887	27.159	22.535	239.5
6	1'40.553	27.318	23.080	27.708	22.447	240.1

27th 25		Azlan SHAH		IDEMITSU Honda Tea MAL		
		Runs=3	Total laps=20	Full laps=15		
1	2'05.108	48.804	24.543	28.630	23.131	231.7
2	1'44.439	27.916	23.241			238.1
3	1'39.475	27.131	22.969	27.163	22.212	240.1
4	1'39.640	27.213	22.955	27.204	22.268	241.4
5	1'39.638	27.052	22.941	27.332	22.313	240.2
6	1'39.413	27.005	22.870	27.235	22.303	238.4
7	1'39.029	27.022	22.693	26.933	22.381	240.0
8	1'40.279	27.218	22.623	27.649	22.789	241.1
9	7'31.182 P	27.240	23.712	28.123	6'12.107	238.9
10	1'58.496	42.734	24.433	28.252	23.077	233.6
11	1'40.128	27.288	23.183	27.318	22.339	238.1
12	6'24.795 P	27.128	22.804	27.208*	5'07.655	240.9
13	2'00.143	45.282	24.206	27.775	22.880	237.6
14	1'39.981	27.430	23.062	27.187	22.302	238.4
15	1'39.221	27.130	22.851	27.090	22.150	239.8
16	1'39.414	27.089	22.877	27.134	22.314	240.2
17	1'49.274	36.421	23.075	27.198	22.580	239.3
18	1'44.409	31.495	23.082	27.536	22.296	239.4
19	1'39.736	27.203	22.837	27.046	22.650	239.2
20	1'39.391	27.267	22.750	27.094	22.280	239.3

28th 97		Xavi VIERGE		Tech 3 SPA		
		Runs=2	Total laps=22	Full laps=19		
1	2'02.428	38.965	24.077	28.283	31.103	237.5
2	1'51.109	27.646	23.834	36.780	22.849	107.1
3	1'40.910	27.501	23.382	27.692	22.335	238.2
4	1'40.416 *	27.342	23.215	27.533*	22.326	237.9
5	1'40.986	27.392	23.988	27.396	22.210	238.4
6	1'40.098	27.481	22.896	27.481	22.240	238.2
7	1'39.897	27.258	23.036	27.432	22.171	237.7
8	1'40.084	27.436	23.110	27.307	22.231	238.6
9	1'48.494	27.873	29.216	28.610	22.795	232.8
10	10'11.079 P	27.446	23.022	27.456	8'53.155	236.4
11	1'51.379	36.379	23.894	28.312	22.794	226.7
12	1'39.868	27.334	22.989	27.179	22.366	237.5
13	1'39.550	27.137	22.965	27.216	22.232	237.3

<b>Fastest Lap:</b>	Tito RABAT	EG 0,0 Marc VDS	SPA	1'37.246	26.568	22.453	26.523	21.702
---------------------	------------	-----------------	-----	----------	--------	--------	--------	--------

These data/results cannot be reproduced, stored and/or transmitted in whole or in part by any manner of electronic, mechanical, photocopying, recording, broadcasting or otherwise now known or herein after developed without the previous express consent by the copyright owner, except for reproduction in daily press and regular printed publications on sale to the public within 60 days of the event related to those data/results and always provided that copyright symbol appears together as follows below.  
© DORNA, 2015



# Free Practice Nr. 3

# Moto2

Lap	Lap Time	T1	T2	T3	T4	Speed	Lap	Lap Time	T1	T2	T3	T4	Speed
14	1'39.526	27.119	22.843	27.375	22.189	236.9	19	1'39.321	27.060	22.943	27.018	22.300	239.2
15	1'46.372	27.060	25.920	30.348	23.044	233.2	20	1'53.822	31.884	23.841	28.208	29.889	235.4
16	1'39.581	27.174	22.877	27.359	22.171	237.4	21	1'40.740	27.851	23.316	27.122	22.451	239.1
17	1'57.628	30.232	27.703	37.284	22.409	103.3	22	1'49.679	27.785	23.565	28.308	30.021	236.2
18	1'39.400	27.130	22.875	27.258	22.137	237.7	23	1'40.770	27.665	23.263	27.431	22.411	239.6
19	1'39.080	26.982	22.780	27.256	22.062	237.1							
20	1'39.361	27.050	22.889	27.233	22.189	237.6							
21	1'39.453	27.156	22.925	27.252	22.120	236.7							
22	1'56.045	34.441	25.877	32.100	23.627	192.0							

29th		9	Luca MARINI	Pons Racing Junior T		ITA
		Runs=2	Total laps=23	Full laps=20		
1	4'19.283	3'03.843	24.156	28.407	22.877	237.0
2	1'40.921	27.835	23.152	27.376	22.558	239.5
3	1'40.986	27.461	23.169	27.677	22.679	239.0
4	1'40.348	27.368	23.007	27.448	22.525	238.6
5	1'40.127	27.430	22.970	27.265	22.462	238.6
6	6'20.562	P 28.874	23.482	28.206	5'00.000	237.2
7	1'51.741	38.160	23.565	27.485	22.531	238.3
8	1'39.806	27.253	23.111	27.174	22.268	238.8
9	1'40.008	27.207	22.937	27.225	22.639	240.3
10	1'39.657	27.177	22.872	27.241	22.367	241.4
11	1'40.313	27.723	22.982	27.304	22.304	239.4
12	1'39.584	27.247	22.904	27.168	22.265	240.0
13	1'39.502	27.167	22.899	27.166	22.270	239.3
14	1'51.771	27.089	22.991	34.829	26.862	161.7
15	1'41.758	27.790	24.166	27.442	22.360	240.3
16	1'39.444	27.162	22.896	27.175	22.211	239.1
17	1'39.381	27.072	22.944	27.122	22.243	240.0
18	1'39.470	27.172	22.889	27.171	22.238	238.9
19	1'39.607	27.333	22.822	27.177	22.275	240.2
20	1'39.254	27.129	22.748	27.123	22.254	239.6
21	1'40.835	26.962	23.063	27.752	23.058	240.0
22	1'45.356	28.952	24.244	29.407	22.753	227.4
23	1'39.859	27.185	23.075	27.393	22.206	239.0

30th		10	Thitipong WAROKO	APH PTT The Pizza S		THA
		Runs=2	Total laps=23	Full laps=20		
1	2'05.546	49.414	24.726	28.398	23.008	237.0
2	1'41.260	27.715	23.477	27.502	22.566	238.4
3	1'41.009	27.432	23.450	27.445	22.682	237.1
4	1'39.989	27.333	23.111	27.170	22.375	239.2
5	1'43.198	29.920	23.369	27.336	22.573	238.4
6	1'42.901	29.924	23.186	27.284	22.507	238.4
7	1'40.040	27.217	23.119	27.267	22.437	238.4
8	1'40.140	27.328	23.047	27.260	22.505	238.0
9	1'39.808	27.037	23.053	27.268	22.450	238.8
10	1'39.455	27.042	22.978	27.195	22.240	238.4
11	1'39.341	26.956	23.039	27.022	22.324	238.6
12	1'39.907	27.029	23.032	27.610	22.236	240.4
13	7'44.747	P 33.415	23.994	28.439	6'18.899	235.5
14	1'53.535	38.941	24.022	27.979	22.593	234.8
15	1'41.062	27.938	23.445	27.278	22.401	238.6
16	1'39.891	27.050	23.274	27.186	22.381	238.7
17	1'39.530	27.224	22.982	27.009	22.315	239.3
18	1'39.466	27.097	22.978	27.092	22.299	239.1

31st		70	Robin MULHAUSER	Technomag Racing In		SWI
		Runs=3	Total laps=22	Full laps=17		
1	1'53.431	38.012	24.228	28.490	22.701	235.4
2	1'42.006	28.030	23.143	27.580	23.253	240.1
3	1'40.809	27.640	23.028	27.674	22.467	239.6
4	1'46.083	30.653	23.627	27.746	24.057	241.6
5	4'52.754	P 27.779	23.060	27.987	3'33.928	239.8
6	2'13.539	43.258	24.201	42.699	23.381	72.5
7	1'41.414	27.900	23.125	28.015	22.374	236.8
8	1'40.629	27.481	23.200	27.526	22.422	241.8
9	1'40.134	27.463	22.946	27.444	22.281	240.5
10	1'40.328	27.477	22.960	27.433	22.458	240.2
11	1'47.075	33.080	23.573	27.877	22.545	239.2
12	1'40.242	27.633	22.870	27.461	22.278	240.7
13	1'39.897	27.454	22.885	27.353	22.205	241.1
14	1'45.623	32.204	23.115	27.525	22.779	241.2
15	1'40.207	27.553	22.950	27.406	22.298	241.0
16	1'40.048	27.365	22.816	27.629	22.238	240.7
17	6'52.631	P 32.625	23.054	27.738	5'29.214	239.5
18	1'58.090	41.595	24.074	28.698	23.723	234.5
19	1'40.285	27.574	23.027	27.467	22.217	238.5
20	1'39.703	* 27.285	22.979	27.343*	22.096	241.2
21	1'39.820	27.464	22.759	27.525	22.072	239.3
22	1'39.376	27.237	22.819	27.199	22.121	239.5

32nd		66	Florian ALT	E-Motion IodaRacing		GER
		Runs=3	Total laps=20	Full laps=15		
1	2'01.580	39.334	29.041	29.068	24.137	228.8
2	1'41.442	27.986	23.340	27.677	22.439	239.3
3	1'40.618	27.519	23.177	27.546	22.376	236.6
4	1'40.573	* 27.406	23.134	27.543*	22.490	238.0
5	1'54.072	32.187	23.422	29.351	29.112	190.1
6	1'41.218	27.629	23.429	27.394	22.766	238.2
7	1'40.361	27.377	22.987	27.363	22.634	237.8
8	8'14.121	P 29.720	24.095	28.732	6'51.574	227.5
9	1'52.553	36.073	25.342	28.576	22.562	236.4
10	1'48.208	27.566	24.196	28.390	28.056	234.2
11	1'46.706	27.568	27.194	29.437	22.507	209.0
12	1'40.826	27.522	23.364	27.330	22.610	239.2
13	1'40.485	27.427	23.106	27.563	22.389	236.3
14	5'45.204	P 27.580	30.356	30.833	4'16.435	234.9
15	2'01.771	35.693	28.418	32.328	25.332	207.4
16	1'40.314	27.479	23.003	27.416	22.416	235.0
17	1'39.717	27.263	22.909	27.307	22.238	236.2
18	1'39.938	27.189	23.201	27.283	22.265	237.0
19	1'47.551	32.836	24.327	27.633	22.755	235.9
20	1'39.520	27.266	22.856	27.277	22.121	238.0

**Fastest Lap:** Tito RABAT EG 0,0 Marc VDS SPA **1'37.246** 26.568 22.453 26.523 21.702

These data/results cannot be reproduced, stored and/or transmitted in whole or in part by any manner of electronic, mechanical, photocopying, recording, broadcasting or otherwise now known or herein after developed without the previous express consent by the copyright owner, except for reproduction in daily press and regular printed publications on sale to the public within 60 days of the event related to those data/results and always provided that copyright symbol appears together as follows below.  
© DORNA, 2015





4226 m.

## GP TIM DI SAN MARINO E DELLA RIVIERA DI RIMINI

## Free Practice Nr. 3

## Best Partial Times

IT Ideal Lap Time, sum of the best partial times

BT Best Lap Time

T1		T2		T3		T4				IT	BT	
Pos	Rider	Time	Rider	Time	Rider	Time	Rider	Time	Pos	Rider	IT	BT
1	T.RABAT	26.399	T.LUTHI	22.345	J.ZARCO	26.475	T.RABAT	21.698	1	J.ZARCO	1'37.037	1'37.322 (2)
2	J.ZARCO	26.451	J.ZARCO	22.409	A.RINS	26.475	J.ZARCO	21.702	2	T.RABAT	1'37.067	1'37.246 (1)
3	A.RINS	26.480	T.NAKAGAMI	22.428	T.RABAT	26.517	A.RINS	21.759	3	A.RINS	1'37.163	1'37.335 (3)
4	H.SYHRIN	26.515	A.RINS	22.449	S.CORTESE	26.626	S.CORSI	21.766	4	T.NAKAGAMI	1'37.525	1'37.680 (5)
5	A.MARQUEZ	26.575	T.RABAT	22.453	S.LOWES	26.636	J.FOLGER	21.769	5	H.SYHRIN	1'37.579	1'37.659 (4)
6	T.NAKAGAMI	26.580	D.AEGERTER	22.481	J.FOLGER	26.636	T.NAKAGAMI	21.823	6	J.FOLGER	1'37.629	1'37.928 (8)
7	J.SIMON	26.617	L.BALDASSARRI	22.499	D.AEGERTER	26.674	S.LOWES	21.835	7	T.LUTHI	1'37.698	1'37.765 (6)
8	A.PONS	26.681	A.WEST	22.499	L.BALDASSARRI	26.683	H.SYHRIN	21.851	8	L.BALDASSAR	1'37.797	1'37.911 (7)
9	L.SALOM	26.688	H.SYHRIN	22.510	T.NAKAGAMI	26.694	T.LUTHI	21.861	9	D.AEGERTER	1'37.803	1'37.932 (9)
10	S.CORTESE	26.706	J.FOLGER	22.514	H.SYHRIN	26.703	A.WEST	21.865	10	A.MARQUEZ	1'37.938	1'37.938 (10)
11	S.CORSI	26.707	A.MARQUEZ	22.521	M.SCHROTTER	26.755	R.KRUMMENACH	21.876	11	S.LOWES	1'37.939	1'38.074 (12)
12	L.BALDASSARRI	26.708	R.KRUMMENACH	22.550	L.SALOM	26.767	D.AEGERTER	21.888	12	S.CORSI	1'37.983	1'38.149 (14)
13	J.FOLGER	26.710	M.SCHROTTER	22.569	A.PONS	26.770	L.BALDASSARRI	21.907	13	S.CORTESE	1'38.016	1'38.413 (20)
14	T.LUTHI	26.720	J.SIMON	22.580	T.LUTHI	26.772	M.SCHROTTER	21.912	14	M.SCHROTTE	1'38.020	1'38.139 (13)
15	S.LOWES	26.731	F.CARICASULO	22.597	R.KRUMMENACH	26.793	F.CARICASULO	21.914	15	J.SIMON	1'38.030	1'38.070 (11)
16	X.SIMEON	26.740	A.PONS	22.604	X.SIMEON	26.793	J.SIMON	21.937	16	A.PONS	1'38.050	1'38.237 (15)
17	D.AEGERTER	26.760	S.CORSI	22.607	M.PASINI	26.804	R.CARDUS	21.937	17	A.WEST	1'38.058	1'38.310 (17)
18	M.SCHROTTER	26.784	R.CARDUS	22.611	A.MARQUEZ	26.804	L.ROSSI	21.983	18	R.KRUMMENACH	1'38.071	1'38.312 (18)
19	M.PASINI	26.801	X.SIMEON	22.618	A.WEST	26.836	M.KALLIO	21.985	19	L.SALOM	1'38.117	1'38.386 (19)
20	R.KRUMMENACH	26.852	A.SHAH	22.623	L.ROSSI	26.880	A.PONS	21.995	20	X.SIMEON	1'38.157	1'38.248 (16)
21	A.WEST	26.858	M.PASINI	22.630	J.SIMON	26.896	X.SIMEON	22.006	21	M.PASINI	1'38.344	1'38.557 (21)
22	J.RAFFIN	26.895	M.KALLIO	22.638	S.CORSI	26.903	L.SALOM	22.007	22	R.CARDUS	1'38.530	1'38.727 (23)
23	M.KALLIO	26.921	L.SALOM	22.655	A.SHAH	26.933	S.CORTESE	22.026	23	M.KALLIO	1'38.567	1'38.771 (25)
24	R.CARDUS	26.945	S.CORTESE	22.658	T.WAROKORN	27.009	J.RAFFIN	22.038	24	F.CARICASULO	1'38.573	1'38.758 (24)

These data/results cannot be reproduced, stored and/or transmitted in whole or in part by any manner of electronic, mechanical, photocopying, recording, broadcasting or otherwise now known or herein after developed without the previous express consent by the copyright owner, except for reproduction in daily press and regular printed publications on sale to the public within 60 days of the event related to those data/results and always provided that copyright symbol appears together as follows below.

© DORNA, 2015





4226 m.

## GP TIM DI SAN MARINO E DELLA RIVIERA DI RIMINI

## Free Practice Nr. 3

## Best Partial Times

*IT* Ideal Lap Time, sum of the best partial times*BT* Best Lap Time

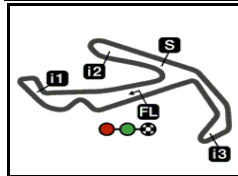
<i>T1</i>			<i>T2</i>			<i>T3</i>			<i>T4</i>				
<i>Pos</i>	<i>Rider</i>	<i>Time</i>	<i>Rider</i>	<i>Time</i>	<i>Rider</i>	<i>Time</i>	<i>Rider</i>	<i>Time</i>	<i>Pos</i>	<i>Rider</i>	<i>IT</i>	<i>BT</i>	
25	T.WAROKORN	26.956	J.RAFFIN	22.660	M.KALLIO	27.023	A.MARQUEZ	22.038	25	<b>L.ROSSI</b>	1'38.589	1'38.589 (22)	
26	<b>L.MARINI</b>	<b>26.962</b>	<b>S.LOWES</b>	<b>22.737</b>	<b>F.CARICASULO</b>	<b>27.032</b>	<b>X.VIERGE</b>	<b>22.062</b>	26	<b>A.SHAH</b>	1'38.711	1'39.029 (27)	
27	X.VIERGE	26.982	L.ROSSI	22.739	R.CARDUS	27.037	R.MULHAUSER	22.072	27	<b>J.RAFFIN</b>	1'38.736	1'38.909 (26)	
28	<b>L.ROSSI</b>	<b>26.987</b>	<b>L.MARINI</b>	<b>22.748</b>	<b>L.MARINI</b>	<b>27.122</b>	<b>M.PASINI</b>	<b>22.109</b>	28	<b>X.VIERGE</b>	1'39.003	1'39.080 (28)	
29	A.SHAH	27.005	R.MULHAUSER	22.759	J.RAFFIN	27.143	F.ALT	22.121	29	<b>L.MARINI</b>	1'39.038	1'39.254 (29)	
30	<b>F.CARICASULO</b>	<b>27.030</b>	<b>X.VIERGE</b>	<b>22.780</b>	<b>X.VIERGE</b>	<b>27.179</b>	<b>A.SHAH</b>	<b>22.150</b>	30	<b>T.WAROKORN</b>	1'39.144	1'39.321 (30)	
31	F.ALT	27.189	F.ALT	22.856	R.MULHAUSER	27.199	L.MARINI	22.206	31	<b>R.MULHAUSE</b>	1'39.267	1'39.376 (31)	
32	<b>R.MULHAUSER</b>	<b>27.237</b>	<b>T.WAROKORN</b>	<b>22.943</b>	<b>F.ALT</b>	<b>27.277</b>	<b>T.WAROKORN</b>	<b>22.236</b>	32	<b>F.ALT</b>	1'39.443	1'39.520 (32)	

These data/results cannot be reproduced, stored and/or transmitted in whole or in part by any manner of electronic, mechanical, photocopying, recording, broadcasting or otherwise now known or herein after developed without the previous express consent by the copyright owner, except for reproduction in daily press and regular printed publications on sale to the public within 60 days of the event related to those data/results and always provided that copyright symbol appears together as follows below.

© DORNA, 2015

Official MotoGP Timing by **TISSOT**  
www.motogp.com






4226 m.

## GP TIM DI SAN MARINO E DELLA RIVIERA DI RIMINI

## Free Practice Nr. 3

## Fastest Laps Sequence

<i>Practice Time</i>	 <i>Rider</i>	<i>Nation</i>	<i>Motorcycle</i>	<i>Time</i>	<i>Km/h</i>	<i>Rider's Lap</i>
<b>3'29.268</b>	77 <b>Dominique AEGERTER</b>	SWI	KALEX	<b>1'39.036</b>	153.6	2
<b>4'04.987</b>	95 <b>Anthony WEST</b>	AUS	SPEED UP	<b>1'38.968</b>	153.7	2
<b>4'19.004</b>	40 <b>Alex RINS</b>	SPA	KALEX	<b>1'38.928</b>	153.7	2
<b>5'07.812</b>	77 <b>Dominique AEGERTER</b>	SWI	KALEX	<b>1'38.544</b>	154.3	3
<b>5'10.719</b>	73 <b>Alex MARQUEZ</b>	SPA	KALEX	<b>1'38.389</b>	154.6	3
<b>5'41.876</b>	30 <b>Takaaki NAKAGAMI</b>	JPN	KALEX	<b>1'38.227</b>	154.8	3
<b>6'12.655</b>	5 <b>Johann ZARCO</b>	FRA	KALEX	<b>1'37.860</b>	155.4	3
<b>7'50.132</b>	5 <b>Johann ZARCO</b>	FRA	KALEX	<b>1'37.477</b>	156.0	4
<b>9'27.572</b>	5 <b>Johann ZARCO</b>	FRA	KALEX	<b>1'37.440</b>	156.1	5
<b>11'04.911</b>	5 <b>Johann ZARCO</b>	FRA	KALEX	<b>1'37.339</b>	156.2	6
<b>35'06.033</b>	5 <b>Johann ZARCO</b>	FRA	KALEX	<b>1'37.322</b>	156.3	17
<b>42'57.959</b>	1 <b>Tito RABAT</b>	SPA	KALEX	<b>1'37.246</b>	156.4	24

These data/results cannot be reproduced, stored and/or transmitted in whole or in part by any manner of electronic, mechanical, photocopying, recording, broadcasting or otherwise now known or herein after developed without the previous express consent by the copyright owner, except for reproduction in daily press and regular printed publications on sale to the public within 60 days of the event related to those data/results and always provided that copyright symbol appears together as follows below.

© DORNA, 2015

