


4226 m.

GP TIM DI SAN MARINO E DELLA RIVIERA DI RIMINI

Qualifying
Classification

	Rider	Nation	Team	Motorcycle	Time	Lap Total	Gap	Top Speed
1	5 Johann ZARCO	FRA	Ajo Motorsport	KALEX	1'36.754	18 21		240.0
2	40 Alex RINS	SPA	Paginas Amarillas HP 40	KALEX	1'36.756	13 18	0.002 0.002	239.0
3	1 Tito RABAT	SPA	EG 0,0 Marc VDS	KALEX	1'36.854	22 24	0.100 0.098	240.0
4	3 Simone CORSI	ITA	Forward Racing	KALEX	1'37.121	16 20	0.367 0.267	237.9
5	77 Dominique AEGERTER	SWI	Technomag Racing Interwetten	KALEX	1'37.172	20 21	0.418 0.051	242.2
6	55 Hafizh SYAHRIN	MAL	Petronas Raceline Malaysia	KALEX	1'37.220	17 21	0.466 0.048	240.6
7	22 Sam LOWES	GBR	Speed Up Racing	SPEED UP	1'37.393	19 22	0.639 0.173	239.5
8	30 Takaaki NAKAGAMI	JPN	IDEMITSU Honda Team Asia	KALEX	1'37.422	5 23	0.668 0.029	239.8
9	94 Jonas FOLGER	GER	AGR Team	KALEX	1'37.484	21 21	0.730 0.062	240.5
10	60 Julian SIMON	SPA	QMMF Racing Team	SPEED UP	1'37.510	16 18	0.756 0.026	238.9
11	11 Sandro CORTESE	GER	Dynavolt Intact GP	KALEX	1'37.534	19 19	0.780 0.024	243.6
12	39 Luis SALOM	SPA	Paginas Amarillas HP 40	KALEX	1'37.578	20 22	0.824 0.044	242.0
13	12 Thomas LUTHI	SWI	Derendinger Racing Interwetten	KALEX	1'37.622	20 21	0.868 0.044	241.4
14	49 Axel PONS	SPA	AGR Team	KALEX	1'37.627	5 18	0.873 0.005	239.8
15	7 Lorenzo BALDASSARRI	ITA	Forward Racing	KALEX	1'37.704	21 21	0.950 0.077	236.2
16	4 Randy KRUMMENACHER	SWI	JIR Racing Team	KALEX	1'37.786	19 19	1.032 0.082	235.8
17	73 Alex MARQUEZ	SPA	EG 0,0 Marc VDS	KALEX	1'37.786	3 19	1.032	238.0
18	88 Ricard CARDUS	SPA	JPMoto Malaysia	SUTER	1'37.979	17 18	1.225 0.193	239.8
19	23 Marcel SCHROTTER	GER	Tech 3	TECH 3	1'38.032	19 19	1.278 0.053	238.1
20	19 Xavier SIMEON	BEL	Federal Oil Gresini Moto2	KALEX	1'38.137	18 19	1.383 0.105	236.7
21	95 Anthony WEST	AUS	QMMF Racing Team	SPEED UP	1'38.286	17 20	1.532 0.149	242.9
22	25 Azlan SHAH	MAL	IDEMITSU Honda Team Asia	KALEX	1'38.321	14 22	1.567 0.035	238.4
23	36 Mika KALLIO	FIN	Italtrans Racing Team	KALEX	1'38.393	22 22	1.639 0.072	239.2
24	54 Mattia PASINI	ITA	Gresini Racing Moto2	KALEX	1'38.414	5 19	1.660 0.021	238.2
25	70 Robin MULHAUSER	SWI	Technomag Racing Interwetten	KALEX	1'38.673	18 19	1.919 0.259	236.6
26	9 Luca MARINI	ITA	Pons Racing Junior Team	KALEX	1'38.678	22 23	1.924 0.005	239.6
27	64 Federico CARICASULO	ITA	Italtrans Racing Team	KALEX	1'38.857	13 24	2.103 0.179	238.9
28	97 Xavi VIERGE	SPA	Tech 3	TECH 3	1'38.897	15 17	2.143 0.040	237.6
29	66 Florian ALT	GER	E-Motion IodaRacing Team	SUTER	1'39.045	20 21	2.291 0.148	238.7
30	96 Louis ROSSI	FRA	Tasca Racing Scuderia Moto2	TECH 3	1'39.058	2 15	2.304 0.013	239.0
31	10 Thitipong WAROKORN	THA	APH PTT The Pizza SAG	KALEX	1'39.343	18 24	2.589 0.285	238.1
32	2 Jesko RAFFIN	SWI	sports-millions-EMWE-SAG	KALEX	1'40.079	8 8	3.325 0.736	235.8

Practice condition: Dry

Air: 25°

Humidity: 56%

Ground: 39°

Fastest Lap:	Lap: 18	Johann ZARCO	1'36.754	157.2 Km/h
Circuit Record Lap:	2013	PoI ESPARGARO	1'38.070	155.1 Km/h
Circuit Best Lap:	2015	Johann ZARCO	1'36.754	157.2 Km/h

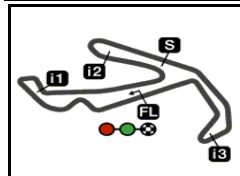
The results are provisional until the end of the limit for protest and appeals.

Time limit for protest expires 30' after publication of the results - Mr. Time:

These data/results cannot be reproduced, stored and/or transmitted in whole or in part by any manner of electronic, mechanical, photocopying, recording, broadcasting or otherwise now known or herein after developed without the previous express consent by the copyright owner, except for reproduction in daily press and regular printed publications on sale to the public within 60 days of the event related to those data/results and always provided that copyright symbol appears together as follows below.

© DORNA, 2015





4226 m.

GP TIM DI SAN MARINO E DELLA RIVIERA DI RIMINI

Qualifying

Top Speed & Average

21A

Rider	Nation	Motorcycle	Top 5 speeds					Average	Top
11 Sandro CORTESE	GER	KALEX	243.6	243.0	241.4	240.9	240.9	242.0	243.6
95 Anthony WEST	AUS	SPEED UP	242.9	238.5	238.1	237.1	237.1	238.7	242.9
77 Dominique AEGERTER	SWI	KALEX	242.2	240.5	239.8	239.6	239.6	240.3	242.2
39 Luis SALOM	SPA	KALEX	242.0	241.8	241.2	241.1	240.9	241.4	242.0
12 Thomas LUTHI	SWI	KALEX	241.4	241.2	240.9	240.8	240.3	240.8	241.4
55 Hafizh SYAHRIN	MAL	KALEX	240.6	240.0	239.3	239.3	239.2	239.7	240.6
94 Jonas FOLGER	GER	KALEX	240.5	238.8	238.1	237.8	237.8	238.6	240.5
1 Tito RABAT	SPA	KALEX	240.0	240.0	239.8	239.1	239.0	239.6	240.0
5 Johann ZARCO	FRA	KALEX	240.0	239.5	239.4	239.4	238.8	239.4	240.0
30 Takaaki NAKAGAMI	JPN	KALEX	239.8	238.0	237.8	237.5	237.4	238.1	239.8
49 Axel PONS	SPA	KALEX	239.8	239.2	239.2	238.1	237.3	238.7	239.8
88 Ricard CARDUS	SPA	SUTER	239.8	239.3	239.3	238.7	238.6	239.1	239.8
9 Luca MARINI	ITA	KALEX	239.6	239.5	239.4	239.3	238.7	239.3	239.6
22 Sam LOWES	GBR	SPEED UP	239.5	238.8	238.6	238.2	238.1	238.6	239.5
36 Mika KALLIO	FIN	KALEX	239.2	238.5	237.3	237.2	236.8	237.8	239.2
40 Alex RINS	SPA	KALEX	239.0	238.4	238.4	238.2	238.2	238.4	239.0
96 Louis ROSSI	FRA	TECH 3	239.0	238.4	238.3	238.2	237.3	238.2	239.0
60 Julian SIMON	SPA	SPEED UP	238.9	238.5	238.5	237.9	237.9	238.3	238.9
64 Federico CARICASULO	ITA	KALEX	238.9	238.8	238.3	238.3	238.2	238.5	238.9
66 Florian ALT	GER	SUTER	238.7	237.2	236.9	236.9	236.5	237.2	238.7
25 Azlan SHAH	MAL	KALEX	238.4	238.3	237.7	237.3	237.2	237.8	238.4
54 Mattia PASINI	ITA	KALEX	238.2	236.2	235.3	234.9	234.3	235.4	238.2
10 Thitipong WAROKORN	THA	KALEX	238.1	238.0	237.7	237.5	236.8	237.6	238.1
23 Marcel SCHROTTER	GER	TECH 3	238.1	237.9	237.6	237.5	237.5	237.7	238.1
73 Alex MARQUEZ	SPA	KALEX	238.0	237.9	237.9	237.8	237.6	237.8	238.0
3 Simone CORSI	ITA	KALEX	237.9	237.3	237.2	236.6	236.6	237.1	237.9
97 Xavi VIERGE	SPA	TECH 3	237.6	236.2	235.9	234.8	234.8	235.9	237.6
19 Xavier SIMEON	BEL	KALEX	236.7	236.3	236.2	235.8	235.8	236.1	236.7
70 Robin MULHAUSER	SWI	KALEX	236.6	236.4	236.3	236.3	235.9	236.3	236.6
7 Lorenzo BALDASSARRI	ITA	KALEX	236.2	235.6	235.3	235.3	235.2	235.5	236.2
2 Jesko RAFFIN	SWI	KALEX	235.8	234.3	234.2	234.1	233.7	234.4	235.8
4 Randy KRUMMENACHER	SWI	KALEX	235.8	235.6	235.6	235.2	235.1	235.5	235.8

These data/results cannot be reproduced, stored and/or transmitted in whole or in part by any manner of electronic, mechanical, photocopying, recording, broadcasting or otherwise now known or herein after developed without the previous express consent by the copyright owner, except for reproduction in daily press and regular printed publications on sale to the public within 60 days of the event related to those data/results and always provided that copyright symbol appears together as follows below.

© DORNA, 2015

Official MotoGP Timing by TISSOT
www.motogp.com



Misano Adriatico, Saturday, September 12, 2015

Qualifying

Moto2

Lap	Lap Time	T1	T2	T3	T4	Speed	Lap	Lap Time	T1	T2	T3	T4	Speed
18	1'37.579	26.480	22.503	26.894	21.702	237.9	3	1'38.246	26.815	22.700	26.982	21.749	236.7
19	1'37.725	26.695	22.542	26.861	21.627	235.9	4	1'38.161	26.722	22.548	27.112	21.779	239.5
20	1'41.095	27.996	23.232	27.729	22.138	234.5	5	1'37.801	26.648	22.553	26.915	21.685	237.5

5th 77 Dominique AEGERT Technomag Racing In SWI

Runs=3 Total laps=21 Full laps=16						
1	1'52.525	37.470	23.829	27.506	23.720	233.7
2	1'38.279	26.787	22.740	26.807	21.945	239.8
3	1'37.723	26.745	22.409	26.761	21.808	239.3
4	1'38.065	26.626	22.451	27.007	21.981	239.4
5	1'37.685	26.687	22.433	26.681	21.884	238.7
6	1'44.198	28.198	24.445	29.620	21.935	214.2
7	1'37.861	26.699	22.506	26.774	21.882	239.3
8	1'37.590	26.594	22.376	26.692	21.928	239.2
9	8'25.436 P	28.109	23.029	27.380	7'06.918	235.6
10	1'55.151	34.978	24.747	33.149	22.277	189.9
11	1'38.991	26.933	22.884	27.108	22.066	236.5
12	1'38.388	26.764	22.660	26.946	22.018	237.2
13	1'37.978	26.686	22.532	26.816	21.944	237.9
14	5'14.481 P	26.680	22.689	27.116	3'57.996	237.6
15	1'47.223	32.284	23.782	27.818	23.339	234.8
16	1'37.682	26.567	22.560	26.631	21.924	239.5
17	1'37.362	26.578	22.342	26.644	21.798	239.6
18	1'51.263	35.918	22.838	30.596	21.911	215.0
19	1'37.611	26.509	22.346	26.727	22.029	242.2
20	1'37.172	26.472	22.334	26.686	21.680	240.5
21	1'44.888	33.322	22.633	26.918	22.015	239.6

6th 55 Hafizh SYAHRIN Petronas Raceline Mal MAL

Runs=3 Total laps=21 Full laps=16						
1	4'02.895	2'47.795	23.979	28.078	23.043	232.2
2	1'39.555	27.098	22.926	27.327	22.204	236.4
3	1'38.996	26.943	22.767	27.177	22.109	236.4
4	1'43.629	28.756	23.591	28.334	22.948	228.0
5	1'38.581	26.727	22.661	27.139	22.054	237.5
6	4'55.680 P	30.897	28.299	32.849	3'23.635	227.1
7	1'58.850	39.796	28.388	28.415	22.251	235.0
8	1'38.427	26.738	22.781	26.952	21.956	237.1
9	1'37.973	26.736	22.576	26.807	21.854	239.1
10	1'45.821	27.719	23.763	30.463	23.876	211.0
11	1'37.782	26.528	22.597	26.737	21.920	238.7
12	5'45.651 P	34.592	27.307	28.167	4'15.585	227.9
13	2'04.731	43.125	29.456	29.490	22.660	211.9
14	1'55.821	33.969	30.764	28.380	22.708	233.0
15	1'37.716	26.544	22.665	26.648	21.859	239.3
16	1'37.453	26.460	22.545	26.695	21.753	240.0
17	1'37.220	26.464	22.410	26.660	21.686	240.6
18	1'53.360	31.752	28.709	30.924	21.975	212.3
19	1'37.747	26.556	22.522	26.698	21.971	239.2
20	2'08.104	34.369	36.383	34.425	22.927	216.4
21	1'37.550	26.403	22.400	26.736	22.011	239.3

7th 22 Sam LOWES Speed Up Racing GBR

Runs=2 Total laps=22 Full laps=19						
1	2'42.939	1'26.770	23.854	29.286	23.029	231.9
2	1'39.172	27.152	22.988	27.205	21.827	237.1

8th 30 Takaaki NAKAGAMI IDEMITSU Honda Tea JPN

Runs=3 Total laps=23 Full laps=18						
1	2'39.717	1'23.827	24.781	28.207	22.902	234.1
2	1'39.601	27.461	22.911	27.223	22.006	236.1
3	1'37.900	26.649	22.499	26.932	21.820	238.0
4	1'37.761	26.531	22.464	26.966	21.800	237.8
5	1'37.422	26.442	22.398	26.777	21.805	237.2
6	1'58.331	29.683	31.264	35.196	22.188	174.3
7	1'38.376	26.736	22.608	26.913	22.119	236.5
8	4'07.488 P	29.426	22.958	27.714	2'47.390	235.6
9	1'52.443	38.790	23.763	27.490	22.400	234.6
10	1'38.893	27.051	22.740	27.127	21.975	235.9
11	1'44.262	29.630	25.098	27.642	21.892	235.7
12	1'38.061	26.665	22.571	26.893	21.932	235.9
13	1'41.545	29.691	22.918	27.016	21.920	235.7
14	1'37.991	26.623	22.414	27.023	21.931	236.4
15	4'44.589 P	27.206	22.686	27.014	3'27.683	236.1
16	1'52.725	39.187	23.617	27.555	22.366	232.4
17	1'38.496	26.905	22.653	27.069	21.869	234.7
18	1'37.687	26.457	22.540	26.878	21.812	236.2
19	2'01.211	26.472	32.117	28.911	33.711	232.9
20	1'41.494	27.222	22.622	29.770	21.880	222.8
21	1'38.700	26.483	23.426	26.993	21.798	237.5
22	1'37.782	26.562	22.516	26.897	21.807	237.4
23	1'38.660	26.520	22.413	26.835	22.892	239.8

9th 94 Jonas FOLGER AGR Team GER

Runs=3 Total laps=21 Full laps=16						
1	2'06.043	50.511	23.567	29.022	22.943	201.4
2	1'39.959	27.378	23.114	27.219	22.248	236.5
3	1'38.466	26.912	22.687	26.944	21.923	237.6
4	1'39.107	27.121	22.758	27.140	22.088	240.5
5	4'44.500 P	29.873	22.808	27.214	3'24.605	237.8
6	1'48.661	35.550	23.483	27.440	22.188	232.8
7	1'38.075	26.799	22.614	26.779	21.883	235.3

Fastest Lap:	Johann ZARCO	Ajo Motorsport	FRA	1'36.754	26.226	22.274	26.637	21.617
---------------------	--------------	----------------	-----	-----------------	--------	--------	--------	--------

These data/results cannot be reproduced, stored and/or transmitted in whole or in part by any manner of electronic, mechanical, photocopying, recording, broadcasting or otherwise now known or herein after developed without the previous express consent by the copyright owner, except for reproduction in daily press and regular printed publications on sale to the public within 60 days of the event related to those data/results and always provided that copyright symbol appears together as follows below.
© DORNA, 2015



Qualifying

Moto2

Lap	Lap Time	T1	T2	T3	T4	Speed	Lap	Lap Time	T1	T2	T3	T4	Speed
8	1'37.785	26.654	22.542	26.749	21.840	235.4	19	1'37.534	26.674	22.449	26.633	21.778	240.9
9	1'37.675 *	26.721	22.457*	26.737	21.760	236.7	12th 39 Luis SALOM Paginas Amarillas HP SPA						
10	1'39.011	27.058	22.842	27.266	21.845	238.1	Runs=3 Total laps=22 Full laps=17						
11	1'37.899	26.622	22.444	26.857	21.976	238.8	1	2'32.489	1'14.364	26.025	29.383	22.717	236.2
12	1'37.586	26.536	22.486	26.707	21.857	236.0	2	1'40.675	27.973	23.170	27.415	22.117	240.2
13	8'20.446 P	28.261	22.754	26.763	7'02.668	237.8	3	1'38.937	26.909	22.923	27.125	21.980	239.4
14	1'50.581	35.888	24.656	27.624	22.413	233.6	4	1'38.622	26.860	22.792	26.981	21.989	240.2
15	1'37.774	26.686	22.573	26.684	21.831	236.2	5	1'38.176	26.727	22.728	26.847	21.874	240.0
16	1'37.501	26.646	22.357	26.716	21.782	236.1	6	1'38.152	26.669	22.778	26.830	21.875	240.3
17	1'37.894	26.635	22.413	26.705	22.141	236.8	7	6'40.291 P	32.874	23.641	29.982	5'13.794	195.6
18	2'03.325	33.306	37.481	28.494	24.044	226.7	8	1'58.315	42.171	25.512	27.745	22.887	237.7
19	2'21.044	38.045	29.973	42.874	30.152	133.0	9	1'38.977	27.083	22.858	27.021	22.015	240.1
20	1'38.384	26.759	22.863	26.922	21.840	234.7	10	1'38.976	26.912	22.887	27.034	22.143	239.5
21	1'37.484	26.463	22.438	26.734	21.849	236.6	11	1'39.002	26.946	22.959	27.057	22.040	239.3
10th 60 Julian SIMON QMMF Racing Team SPA													
Runs=4 Total laps=18 Full laps=12													
1	3'00.490	1'40.481	24.626	31.547	23.836	189.5	12	5'10.234 P	27.626	23.316	27.470	3'51.822	238.3
2	1'38.750	26.998	22.865	26.980	21.907	237.9	13	1'55.185	35.393	24.634	32.973	22.185	233.3
3	1'38.264	26.616	22.563	27.071	22.014	238.9	14	1'39.198	27.171	22.805	27.308	21.914	240.3
4	1'39.549	26.832	23.340	27.385	21.992	237.4	15	1'38.012	26.658	22.651	26.836	21.867	241.1
5	1'37.901	26.533	22.574	27.041	21.753	236.4	16	1'38.216	26.602	22.746	26.947	21.921	241.2
6	1'37.705	26.488	22.625	26.807	21.785	237.9	17	1'48.028	27.255	25.588	33.127	22.058	147.3
7	1'37.810	26.612	22.513	26.899	21.786	237.5	18	1'38.434	26.910	22.828	26.824	21.872	240.8
8	13'47.343 P	29.514	22.573	27.295	12'27.961	236.6	19	1'38.017	26.741	22.605	26.820	21.851	240.5
9	1'48.307	35.754	23.262	27.281	22.010	233.7	20	1'37.578	26.450	22.628	26.785	21.715	242.0
10	1'38.423	26.681	22.813	27.060	21.869	236.8	21	1'37.745	26.511	22.585	26.790	21.859	240.9
11	1'38.395	26.807	22.670	27.059	21.859	236.6	22	1'37.711	26.618	22.571	26.715	21.807	241.8
12	1'38.268	26.712	22.652	26.944	21.960	237.8	13th 12 Thomas LUTHI Derendinger Racing In SWI						
13	4'02.143 P	26.777	22.586	27.272	2'45.508	238.5	Runs=3 Total laps=21 Full laps=16						
14	2'16.526 P	35.498	24.578	29.983	46.467	212.8	1	2'38.906	1'19.777	24.797	31.309	23.023	211.0
15	1'47.016	33.088	23.552	28.554	21.822	220.0	2	1'45.789	32.714	23.224	27.642	22.209	238.2
16	1'37.510	26.459	22.600	26.693	21.758	238.5	3	1'38.207	26.953	22.414	27.044	21.796	239.6
17	1'37.695	26.473	22.505	26.893	21.824	237.9	4	1'38.122	26.806	22.316	27.068	21.932	240.8
18	1'37.854	26.512	22.535	26.873	21.934	237.5	5	1'38.555	26.856	22.633	27.143	21.923	239.6
11th 11 Sandro CORTESE Dynavolt Intact GP GER													
Runs=3 Total laps=19 Full laps=14													
1	2'39.594	1'00.601	40.429	34.691	23.873	180.5	6	1'38.211	26.990	22.252	27.016	21.953	240.3
2	1'40.153	27.797	23.205	27.172	21.979	240.8	7	1'37.975	26.647	22.289	27.065	21.974	241.4
3	1'38.543	26.827	22.807	26.824	22.085	243.6	8	6'20.398 P	27.177	23.011	27.271	5'02.939	237.8
4	1'38.248	26.839	22.594	26.839	21.976	243.0	9	1'53.508	37.636	24.355	28.960	22.557	217.0
5	1'38.443	26.791	22.700	26.994	21.958	240.0	10	1'45.966	33.044	23.026	27.904	21.992	231.9
6	1'52.241	30.345	28.407	30.095	23.394	218.0	11	6'01.207 P	26.877	23.747	27.613	4'42.970	234.1
7	1'38.269	26.794	22.628	26.769	22.078	241.4	12	1'48.294	34.939	23.523	27.718	22.114	236.9
8	6'06.206 P	28.280	23.374	27.858	4'46.694	237.2	13	1'37.928	26.760	22.432	26.970	21.766	237.7
9	1'58.200	40.037	25.984	28.200	23.979	236.8	14	1'37.813	26.540	22.415	26.965	21.893	238.4
10	1'46.437	27.569	28.620	28.286	21.962	230.5	15	1'38.229	26.699	22.348	27.089	22.093	239.5
11	1'41.497	26.777	22.962	28.387	23.371	227.2	16	1'37.899	26.683	22.294	26.999	21.923	239.6
12	1'38.226	26.730	22.660	26.888	21.948	240.9	17	2'00.624	30.148	31.398	32.994	26.084	211.7
13	9'17.175 P	27.350	23.359	27.794	7'58.672	237.1	18	1'51.248	27.121	28.361	33.791	21.975	151.1
14	1'50.495	33.656	23.231	27.453	26.155	237.3	19	1'37.845	26.575	22.491	26.837	21.942	240.9
15	1'38.412	26.807	22.609	27.088	21.908	240.1	20	1'37.622	26.607	22.401	26.827	21.787	240.3
16	1'50.326	28.899	26.989	30.776	23.662	220.1	21	1'43.549	31.939	22.596	27.048	21.966	241.2
17	1'53.699	32.348	28.583	29.925	22.843	216.4	14th 49 Axel PONS AGR Team SPA						
18	1'37.674	26.619	22.609	26.668	21.778	240.0	Runs=2 Total laps=19 Full laps=15						
Fastest Lap: Johann ZARCO Ajo Motorsport FRA 1'36.754 26.226 22.274 26.637 21.617													

These data/results cannot be reproduced, stored and/or transmitted in whole or in part by any manner of electronic, mechanical, photocopying, recording, broadcasting or otherwise now known or herein after developed without the previous express consent by the copyright owner, except for reproduction in daily press and regular printed publications on sale to the public within 60 days of the event related to those data/results and always provided that copyright symbol appears together as follows below.
© DORNA, 2015



Qualifying

Moto2

Lap	Lap Time	T1	T2	T3	T4	Speed	Lap	Lap Time	T1	T2	T3	T4	Speed	
4	1'37.674	26.424	22.546	26.847	21.857	236.0	14	1'48.518	35.474	23.164	27.568	22.312	234.2	
5	1'37.627	26.425	22.503	26.942	21.757	236.7	15	1'37.948	26.807	22.577	26.908	21.656	234.8	
6	1'38.032	26.577	22.585	26.875	21.995	238.1	16	1'38.343	26.754	22.646	27.193	21.750	233.5	
7	1'45.562	33.706	23.024	26.952	21.880	236.6	17	1'56.889	33.386	26.656	28.510	28.337	231.9	
8	1'38.560	26.585	22.577	27.212	22.186	239.2	18	1'38.816	27.088	22.871	27.024	21.833	235.0	
9	15'06.497 P	26.519	22.646	1'05.804	13'11.528	184.6	19	1'37.786	26.599	22.507	26.825	21.855	235.8	
10	2'13.632	45.008	32.337	34.150	22.137	232.5	17th 73 Alex MARQUEZ EG 0,0 Marc VDS SPA							
11	1'37.913	26.733	22.611	26.828	21.741	235.8	Runs=3 Total laps=20 Full laps=14							
12	1'37.446 *	26.349	22.575	26.766	21.756*	237.3	1	2'03.176	48.655	23.811	28.186	22.524	233.6	
13	1'37.897	26.737	22.473	26.808	21.879	237.1	2	1'38.642	26.783	22.921	26.988	21.950	236.4	
14	1'50.857	33.393	27.141	28.451	21.872	236.9	3	1'37.786	26.586	22.621	26.803	21.776	237.1	
15	1'38.036	26.399	22.656	27.014	21.967	239.8	4	1'38.219	26.561	22.651	26.824	22.183	237.6	
16	1'46.078	26.577	24.028	33.040	22.433	232.7	5	9'45.392 P	1'02.436	27.943	32.247	7'42.766	202.2	
17	1'38.331	26.562	22.703	27.143	21.923	235.6	6	1'46.895	33.779	23.367	27.462	22.287	235.6	
18	1'37.843	26.472	22.502	26.980	21.889	235.3	7	1'38.690	26.826	22.873	26.929	22.062	235.9	
PIT		37.400	28.470	29.821		222.2	8	1'38.371	26.613	22.674	26.975	22.109	236.8	
15th 7 Lorenzo BALDASSA Forward Racing ITA		Runs=3 Total laps=21 Full laps=16						9	1'38.475	26.843	22.688	26.906	22.038	237.4
1	3'05.692	1'47.645	25.445	29.430	23.172	227.0	10	1'38.560	26.822	22.700	26.994	22.044	236.2	
2	1'41.137	27.736	23.231	27.689	22.481	232.3	11	6'13.601 P	26.784	22.772	27.136	4'56.909	235.2	
3	1'39.806	27.294	22.910	27.356	22.246	233.7	12	1'57.977	40.084	24.168	27.696	26.029	235.2	
4	1'39.338	27.027	22.890	27.237	22.184	234.0	13	1'40.068	27.018	22.938	27.180	22.932	233.0	
5	1'38.664	26.789	22.815	27.007	22.053	234.2	14	1'40.065	27.316	23.615	26.984	22.150	238.0	
6	1'38.513	26.820	22.729	27.034	21.930	233.9	15	1'38.865	26.756	22.686	27.154	22.269	237.8	
7	5'50.173 P	26.823	22.673	27.098	4'33.579	235.3	16	1'38.319	26.717	22.616	27.011	21.975	237.9	
8	2'01.962	43.213	27.399	28.977	22.373	220.2	17	1'42.807	29.040	23.892	27.603	22.272	237.9	
9	1'38.699	26.771	22.859	27.062	22.007	233.6	18	1'44.546	26.772	22.749	31.516	23.509	201.3	
10	1'38.319	26.688	22.749	27.012	21.870	233.8	19	1'38.715	26.856	22.659	27.107	22.093	237.1	
11	1'38.289	26.824	22.665	26.908	21.892	234.7	PIT		32.010	24.446	28.926		233.5	
12	1'38.332	26.830	22.584	26.995	21.923	235.2	18th 88 Ricard CARDUS JPMoto Malaysia SPA							
13	1'38.159	26.754	22.551	27.009	21.845	236.2	Runs=3 Total laps=19 Full laps=13							
14	6'49.110 P	26.799	22.609	27.093	5'32.609	235.6	1	2'03.314	46.812	24.627	29.010	22.865	227.9	
15	2'03.536	40.873	28.050	31.226	23.387	197.7	2	1'39.192	27.023	22.836	27.301	22.032	239.3	
16	1'46.734	29.389	26.109	28.528	22.708	228.8	3	1'38.499	26.807	22.615	27.267	21.810	238.7	
17	1'38.314	26.591	22.837	27.038	21.848	232.3	4	1'38.922	26.788	22.655	27.283	22.196	238.6	
18	1'38.210	26.689	22.602	27.062	21.857	234.6	5	1'52.773	30.099	22.613	29.845	30.216	201.6	
19	1'38.169	26.638	22.734	26.911	21.886	234.6	6	1'39.955	27.117	22.911	27.689	22.238	238.1	
20	1'37.978	26.699	22.533	26.875	21.871	234.6	7	1'39.167	26.935	22.687	27.445	22.100	238.5	
21	1'37.704	26.526	22.433	26.875	21.870	235.3	8	1'39.119	26.924	22.643	27.402	22.150	237.7	
16th 4 Randy KRUMMENA JIR Racing Team SWI		Runs=3 Total laps=19 Full laps=15						9	8'12.955 P	32.402	24.008	28.697	6'47.848	229.4
1	2'32.288	1'06.131	34.668	28.875	22.614	229.4	10	1'53.691	37.436	23.682	29.787	22.786	226.6	
2	1'39.340	27.047	22.944	27.397	21.952	232.4	11	1'40.947	27.506	22.981	27.718	22.742	234.6	
3	1'38.562	27.160	22.726	26.889	21.787	235.2	12	1'38.516	26.759	22.595	27.264	21.898	237.5	
4	1'38.557	26.742	22.889	27.090	21.836	235.6	13	1'47.250	32.776	23.175	28.680	22.619	232.9	
5	1'38.537	26.959	22.625	27.073	21.880	234.2	14	1'44.086	27.284	23.671	28.513	24.618	221.9	
6	1'42.049	26.936	23.003	29.433	22.677	213.1	15	5'04.253 P	30.319	22.791	27.367	3'43.776	239.3	
7	1'38.294	26.795	22.683	27.024	21.792	235.1	16	1'50.422	37.608	23.295	27.575	21.944	238.0	
8	1'38.501	26.967	22.617	27.148	21.769	233.4	17	1'37.979	26.743	22.434	27.031	21.771	238.5	
9	14'10.606 P	29.232	25.311	27.627	12'48.436	235.6	18	2'06.224	32.927	38.557	29.114	25.626	234.9	
10	2'20.576 P	39.064	26.695	29.445	45.372	221.6	unfinished		26.685	22.454	26.940		239.8	
11	1'58.105	42.138	25.021	27.965	22.981	229.9	19th 23 Marcel SCHROTTE Tech 3 GER							
12	1'41.748	27.530	23.580	28.644	21.994	225.1	Runs=2 Total laps=19 Full laps=16							
13	1'38.595	26.728	22.829	27.196	21.842	233.3	1	2'33.511	1'18.942	23.941	28.293	22.335	233.8	
Fastest Lap: Johann ZARCO		Ajo Motorsport		FRA	1'36.754	26.226	22.274	26.637	21.617					

These data/results cannot be reproduced, stored and/or transmitted in whole or in part by any manner of electronic, mechanical, photocopying, recording, broadcasting or otherwise now known or herein after developed without the previous express consent by the copyright owner, except for reproduction in daily press and regular printed publications on sale to the public within 60 days of the event related to those data/results and always provided that copyright symbol appears together as follows below.
© DORNA, 2015



Qualifying

Moto2

Lap	Lap Time	T1	T2	T3	T4	Speed	Lap	Lap Time	T1	T2	T3	T4	Speed		
3	1'45.212	29.279	24.487	27.939	23.507	227.9	14	1'38.511	26.898	22.529	27.252	21.832	238.5		
4	1'39.226	27.256	22.743	27.235	21.992	237.3	15	1'59.980	31.808	29.601	35.773	22.798	192.2		
5	1'39.207	27.035	22.822	27.313	22.037	238.1	16	1'55.134	34.150	27.664	28.746	24.574	216.0		
6	1'39.046	27.045	22.749	27.087	22.165	236.7	17	1'38.286	26.981	22.451	27.084	21.770	238.1		
7	1'38.867	26.895	22.728	27.212	22.032	237.9	18	1'44.937	26.906	22.518	33.418	22.095	169.8		
8	1'55.047	27.088	24.703	34.777	28.479	190.2	19	1'38.370	26.775	22.543	27.131	21.921	242.9		
9	1'45.192	30.975	24.545	27.557	22.115	231.6	20	1'38.380	26.889	22.540	27.133	21.818	237.1		
10	1'38.807	27.049	22.769	27.044	21.945	236.2	PIT		33.065	25.157	30.112		220.6		
11	14'15.286	P	28.071	23.160	27.644	12'56.411	22nd 25		Azlan SHAH		IDEMITSU Honda Tea MAL				
12	1'55.540	39.196	23.803	28.552	23.989	225.2	Runs=3		Total laps=22		Full laps=17				
13	1'39.112	27.205	22.934	26.990	21.983	235.7	1	2'04.382	47.362	24.623	29.637	22.760	221.8		
14	1'38.290	26.853	22.658	26.854	21.925	236.4	2	1'44.430	27.388	27.131	27.589	22.322	236.6		
15	1'38.206	26.793	22.685	26.816	21.912	237.5	3	1'40.006	27.524	22.949	27.226	22.307	236.3		
16	1'38.130	26.770	22.595	26.873	21.892	237.5	4	1'39.304	27.077	22.827	27.083	22.317	237.7		
17	1'48.710	26.844	22.751	36.524	22.591	132.0	5	1'39.369	27.169	22.787	27.178	22.235	236.2		
18	1'38.334	26.881	22.760	26.838	21.855	236.9	6	1'39.485	* 26.885	22.957*	27.360	22.283	235.9		
19	1'38.032	26.709	22.500	26.921	21.902	237.5	7	1'39.384	27.052	22.912	27.188	22.232	237.2		
20th 19		Xavier SIMEON		Federal Oil Gresini Mo BEL				8	5'15.693	P	36.415	23.444	27.817	3'48.017	235.2
		Runs=3		Total laps=20		Full laps=14		9	1'53.481	39.090	24.673	27.352	22.366	234.6	
1	2'07.746	52.394	24.164	28.946	22.242	224.9	10	1'38.946	27.032	22.893	26.996	22.025	237.0		
2	1'39.011	27.032	22.894	27.086	21.999	235.8	11	1'38.520	26.826	22.661	27.045	21.988	236.5		
3	1'38.990	27.193	22.669	27.028	22.100	235.8	12	1'38.364	26.793	22.730	26.892	21.949	236.7		
4	2'35.078	26.762	22.595	1'22.495	23.226	230.4	13	1'38.293	* 26.692	22.655*	26.966	21.980	238.4		
5	1'38.725	26.874	22.785	27.108	21.958	233.9	14	1'38.321	26.732	22.650	26.980	21.959	237.0		
6	1'38.326	26.763	22.663	27.052	21.848	234.7	15	5'40.827	P	33.132	23.257	27.443	4'16.995	235.4	
7	7'39.318	P	29.804	23.697	27.808	6'18.009	232.0	16	2'05.542	40.440	24.581	30.121	30.400	230.1	
8	1'50.332	35.286	24.088	28.126	22.832	225.9	17	1'39.882	27.158	23.072	27.137	22.515	235.3		
9	1'39.061	26.957	22.845	27.307	21.952	232.5	18	1'39.006	27.013	22.789	27.141	22.063	236.7		
10	1'41.161	28.356	23.012	27.660	22.133	231.9	19	1'59.715	31.525	34.037	30.289	23.864	210.4		
11	1'38.787	26.951	22.684	27.215	21.937	235.8	20	1'49.226	31.972	27.358	27.347	22.549	238.3		
12	1'40.078	27.303	23.392	27.321	22.062	236.2	21	1'39.185	27.052	22.808	27.079	22.246	237.3		
13	7'08.961	P	26.824	22.685	28.275	5'51.177	228.3	22	1'38.924	26.822	22.837	27.119	22.146	237.0	
14	2'00.783	36.997	23.972	32.918	26.896	128.3	23rd 36		Mika KALLIO		Italtrans Racing Team FIN				
15	1'38.802	26.872	22.794	27.250	21.886	235.4	Runs=2		Total laps=23		Full laps=19				
16	1'38.191	26.769	22.629	27.044	21.749	236.3	1	2'05.048	45.995	25.033	31.050	22.970	213.9		
17	1'40.032	26.798	22.904	27.541	22.789	233.1	2	1'39.490	27.325	22.885	27.291	21.989	236.5		
18	1'38.137	26.784	22.596	26.929	21.828	236.7	3	1'39.034	27.040	22.769	27.181	22.044	237.2		
19	1'39.583	26.642	23.283	27.568	22.090	233.8	4	1'38.502	26.948	22.656	26.984	21.914	236.5		
PIT		27.324	24.723	27.978		233.4	5	1'44.906	26.851	22.615	29.777	25.663	214.4		
21st 95		Anthony WEST		QMMF Racing Team AUS				6	1'38.755	26.891	22.887	27.066	21.911	236.8	
		Runs=3		Total laps=21		Full laps=15		7	1'38.898	26.862	22.846	27.300	21.890	236.0	
1	2'40.173	1'19.443	24.503	30.218	26.009	227.2	8	1'38.399	26.779	22.632	27.012	21.976	235.3		
2	1'44.987	28.378	25.117	27.795	23.697	237.1	9	1'42.724	27.133	25.689	27.832	22.070	234.0		
3	1'38.863	27.032	22.647	27.249	21.935	236.1	10	1'38.749	26.955	22.695	27.103	21.996	236.2		
4	1'38.662	27.018	22.546	27.267	21.831	236.1	11	8'41.074	P	28.039	24.297	28.348	7'20.390	225.2	
5	4'55.831	P	28.988	23.737	28.638	3'34.468	229.9	12	1'52.307	36.860	24.811	28.004	22.632	232.9	
6	1'54.630	33.982	24.122	29.220	27.306	232.9	13	1'40.154	27.277	23.102	27.494	22.281	234.7		
7	1'38.852	26.965	22.652	27.393	21.842	234.3	14	1'39.484	27.016	23.024	27.359	22.085	235.0		
8	1'38.857	27.028	22.626	27.224	21.979	235.0	15	1'43.974	26.935	22.684	27.113	27.242	236.5		
9	1'55.443	32.214	25.797	30.499	26.933	223.9	16	1'38.788	27.048	22.682	27.119	21.939	236.1		
10	1'38.951	27.014	22.612	27.347	21.978	234.1	17	2'00.993	31.255	34.252	33.320	22.166	169.9		
11	7'20.320	P	29.655	23.718	28.384	5'58.563	230.3	18	1'57.638	27.703	27.999	38.600	23.336	116.8	
12	2'04.792	34.018	28.014	30.941	31.819	228.8	19	1'38.931	27.035	22.691	27.197	22.008	237.3		
13	1'51.982	30.972	25.055	29.686	26.269	212.2	20	1'40.146	26.936	23.755	27.417	22.038	236.1		

Fastest Lap:	Johann ZARCO	Ajo Motorsport	FRA	1'36.754	26.226	22.274	26.637	21.617
---------------------	--------------	----------------	-----	----------	--------	--------	--------	--------

These data/results cannot be reproduced, stored and/or transmitted in whole or in part by any manner of electronic, mechanical, photocopying, recording, broadcasting or otherwise now known or herein after developed without the previous express consent by the copyright owner, except for reproduction in daily press and regular printed publications on sale to the public within 60 days of the event related to those data/results and always provided that copyright symbol appears together as follows below.
© DORNA, 2015



Qualifying

Moto2

Lap	Lap Time	T1	T2	T3	T4	Speed	Lap	Lap Time	T1	T2	T3	T4	Speed	
21	1'38.624	26.902	22.672	27.097	21.953	239.2	7	1'38.959	27.083	22.794	27.051	22.031	239.3	
22	1'38.393	26.864	22.568	26.978	21.983	238.5	8	4'49.386 P	31.112	25.868	28.260	3'24.146	235.9	
PIT		28.269	24.759	28.472		229.0	9	1'53.187	37.924	25.226	27.605	22.432	238.5	
24th	54	Mattia PASINI				Gresini Racing Moto2			ITA					
		Runs=4		Total laps=19		Full laps=12								
1	4'38.342	3'20.387	23.954	28.016	25.985	229.7	10	1'39.003	27.032	22.777	27.036	22.158	238.5	
2	1'39.067	26.817	23.003	27.093	22.154	233.5	11	1'40.661	27.099	24.089	27.275	22.198	237.9	
3	1'38.707	26.688	22.924	27.046	22.049	233.9	12	1'48.773	31.146	25.133	29.773	22.721	228.1	
4	1'44.495	29.138	26.033	27.289	22.035	233.3	13	1'43.552	27.482	23.076	27.653	25.341	239.5	
5	1'38.414	26.802	22.635	26.912	22.065	234.3	14	1'39.035	26.909	22.854	27.178	22.094	237.4	
6	7'16.026 P	27.557	23.219	27.828	5'57.422	232.0	15	1'39.522	26.888	22.848	27.747	22.039	232.4	
7	1'54.570	35.972	23.975	27.927	26.696	229.8	16	4'39.298 P	34.467	23.406	28.058	3'13.367	238.4	
8	1'38.702	26.754	22.807	27.067	22.074	232.4	17	2'04.994	44.162	23.981	29.998	26.853	231.1	
9	2'05.441 P	31.111	22.890	27.293	44.147	234.3	18	1'39.987	27.418	23.039	27.301	22.229	235.5	
10	1'50.657	33.726	23.484	31.041	22.406	145.5	19	1'38.834	26.879	22.794	27.132	22.029	237.3	
11	6'38.626 P	27.076	22.997	28.020	5'20.533	227.3	20	1'38.782	26.828	22.730	27.130	22.094	237.8	
12	2'01.316	44.090	24.108	28.597	24.521	224.6	21	1'39.118	26.961	22.898	27.096	22.163	237.6	
13	1'50.731	26.796	26.188	32.234	25.513	143.1	22	1'38.678	26.833	22.797	27.024	22.024	237.7	
14	1'38.794	26.878	22.737	27.111	22.068	234.9	23	1'38.779	26.893	22.719	27.132	22.035	237.9	
15	1'38.520	26.721	22.702	27.011	22.086	234.3	27th 64 Federico CARICAS Italtrans Racing Team ITA							
16	1'44.806	26.780	23.765	29.926	24.335	227.1			Runs=2		Total laps=24		Full laps=21	
17	1'43.661	26.797	22.809	27.730	26.325	236.2	1	1'54.155	39.447	24.018	28.024	22.666	234.8	
18	1'38.530	26.939	22.625	26.991	21.975	235.3	2	1'40.491	27.706	23.070	27.485	22.230	235.1	
19	1'41.855	26.874	22.769	28.134	24.078	238.2	3	1'39.831	27.275	22.904	27.433	22.219	235.1	
25th 70 Robin MULHAUSER Technomag Racing In SWI		Runs=4		Total laps=19		Full laps=12		4	1'39.389	27.208	22.780	27.269	22.132	236.4
1	2'17.351	1'01.180	24.857	28.790	22.524	232.1	5	1'41.639	27.163	22.953	27.443	24.080	236.4	
2	1'40.373	27.588	23.046	27.622	22.117	236.6	6	1'57.461	41.487	25.959	27.778	22.237	238.2	
3	1'39.789	27.347	22.936	27.453	22.053	236.3	7	1'39.336	27.118	22.834	27.268	22.116	237.5	
4	7'10.853 P	27.194	22.929	28.109	5'52.621	235.7	8	1'57.400	27.167	23.546	44.466	22.221	136.7	
5	1'48.987	35.365	23.548	27.788	22.286	234.6	9	1'39.837	27.222	23.140	27.414	22.061	238.0	
6	1'39.891	27.214	22.894	27.739	22.044	233.5	10	1'40.289	27.235	22.826	27.431	22.797	234.7	
7	1'39.588	27.224	22.781	27.518	22.065	235.9	11	6'29.997 P	30.576	25.924	30.260	5'03.237	223.2	
8	6'18.614 P	27.902	24.018	28.484	4'58.210	232.1	12	1'51.090	36.851	24.527	27.526	22.186	235.8	
9	1'56.964	36.794	24.187	32.918	23.065	183.2	13	1'38.857	27.003	22.795	27.016	22.043	236.8	
10	1'40.167	27.332	23.007	27.767	22.061	232.8	14	1'41.563	26.853	22.628	29.336	22.746	229.1	
11	1'39.150	26.898	22.827	27.431	21.994	235.0	15	1'38.896	26.886	22.768	27.285	21.957	237.5	
12	1'49.181	27.030	24.756	33.855	23.540	167.4	16	1'46.852	27.110	22.828	27.871	29.043	237.2	
13	1'55.341	27.200	22.937	40.493	24.711	82.0	17	1'44.545	32.759	22.673	27.167	21.946	238.8	
14	3'59.565 P	27.351	22.924	27.584	2'41.706	236.4	18	1'38.892	27.081	22.631	27.154	22.026	238.3	
15	2'01.635	37.176	23.846	32.294	28.319	200.0	19	1'39.031	26.957	22.766	27.231	22.077	236.7	
16	1'39.856	27.176	23.133	27.461	22.086	235.4	20	1'39.087	26.945	22.712	27.423	22.007	235.4	
17	1'39.102	26.881	22.847	27.335	22.039	236.3	21	1'44.689	32.278	23.035	27.310	22.066	238.9	
18	1'38.673	26.866	22.649	27.288	21.870	235.2	22	1'38.947	26.853	22.770	27.264	22.060	238.3	
19	1'48.843	31.101	23.956	28.348	25.438	232.4	23	1'41.364	27.066	22.697	27.158	24.443	236.4	
26th 9 Luca MARINI Pons Racing Junior T ITA		Runs=3		Total laps=23		Full laps=18		24	1'38.920	27.021	22.685	27.168	22.046	236.5
1	2'05.248	50.013	23.773	28.442	23.020	236.4	28th 97 Xavi VIERGE Tech 3 SPA							
2	1'39.830	27.391	22.838	27.334	22.267	239.6			Runs=2		Total laps=18		Full laps=14	
3	1'39.207	27.016	22.918	27.167	22.106	239.4	1	2'03.849	47.902	24.465	28.547	22.935	233.3	
4	1'39.169	27.009	22.859	27.198	22.103	238.3	2	1'39.221	26.979	22.776	27.472	21.994	234.4	
5	1'38.921	27.045	22.840	27.094	21.942	237.8	3	1'46.759	27.027	22.924	27.362	29.446	233.8	
6	1'45.450	30.898	25.068	27.266	22.218	238.7	4	1'39.117	27.071	22.801	27.190	22.055	234.6	
							5	1'39.018	27.074	22.671	27.273	22.000	234.8	
							6	1'39.249	26.950	22.789	27.281	22.229	237.6	
							7	1'53.651	31.526	25.988	29.672	26.465	226.0	
							8	1'39.339	26.953	23.006	27.228	22.152	233.7	
							9	1'38.857 *	26.891	22.753*	27.232	21.981	234.4	

Fastest Lap: Johann ZARCO Ajo Motorsport FRA **1'36.754** 26.226 22.274 26.637 21.617

These data/results cannot be reproduced, stored and/or transmitted in whole or in part by any manner of electronic, mechanical, photocopying, recording, broadcasting or otherwise now known or herein after developed without the previous express consent by the copyright owner, except for reproduction in daily press and regular printed publications on sale to the public within 60 days of the event related to those data/results and always provided that copyright symbol appears together as follows below.
© DORNA, 2015



Qualifying

Moto2

Lap	Lap Time	T1	T2	T3	T4	Speed	Lap	Lap Time	T1	T2	T3	T4	Speed
10	2'01.322	29.451	33.434	36.105	22.332	139.4	3	1'39.954	27.295	23.190	27.265	22.204	237.5
11	1'45.519	27.627	28.006	27.632	22.254	234.8	4	1'39.387	27.059	23.011	27.191	22.126	236.0
12	1'39.200	27.155	22.899	27.218	21.928	236.2	5	1'39.489	27.002	23.058	27.299	22.130	236.5
13	10'25.929 P	28.205	23.355	29.318	9'05.051	227.3	6	1'39.429	26.971	22.939	27.412	22.107	235.9
14	1'48.414	34.860	23.664	27.753	22.137	233.8	7	1'40.548	27.323	23.334	27.832	22.059	237.7
15	1'38.897	26.995	22.902	27.064	21.936	235.9	8	1'40.783	26.870	22.791	27.074	24.048	236.3
16	3'08.437	1'36.101	34.233	29.233	28.870	227.6	9	7'23.444 P	28.440	23.800	28.259	6'02.945	234.4
17	1'49.710	27.271	23.085	27.825	31.529	232.4	10	1'55.617	39.849	24.407	28.722	22.639	231.2
unfinished		26.927											

29th 66 Florian ALT E-Motion IodaRacing GER
Runs=3 Total laps=21 Full laps=16

1	1'54.347	37.841	24.174	28.567	23.765	229.8
2	1'40.707	27.685	23.104	27.547	22.371	235.8
3	1'39.824	27.218	22.995	27.438	22.173	235.4
4	1'39.373	27.075	22.790	27.308	22.200	236.4
5	1'40.155	27.144	22.802	27.412	22.797	237.2
6	1'54.069	30.883	26.897	28.889	27.400	229.2
7	1'39.799	27.111	22.968	27.490	22.230	236.1
8	1'42.925	29.943	23.450	27.360	22.172	236.9
9	1'48.593	27.351	23.267	32.163	25.812	140.7
10	8'10.099 P	27.576	23.355	27.645	6'51.523	233.3
11	1'50.360	35.768	23.657	28.424	22.511	233.3
12	1'40.840	27.299	23.093	28.135	22.313	236.4
13	1'40.341	27.417	22.964	27.492	22.468	234.5
14	1'49.236	32.379	23.460	28.285	25.112	232.8
15	1'40.614	27.384	23.002	27.546	22.682	234.7
16	5'01.374 P	33.259	23.450	28.012	3'36.653	233.4
17	2'24.374	35.384	24.970	48.517	35.503	77.5
18	1'41.509	27.560	24.112	27.671	22.166	236.9
19	1'39.344	26.970	22.804	27.491	22.079	238.7
20	1'39.045	26.920	22.728	27.151	22.246	236.5
21	1'43.937	27.160	23.285	30.449	23.043	177.6

32nd 2 Jesko RAFFIN sports-millions-EMWE SWI
Runs=2 Total laps=8 Full laps=5

1	2'35.225	1'19.614	24.405	28.501	22.705	234.2
2	1'40.723	27.480	23.269	27.615	22.359	234.1
3	1'42.895	27.643	23.046	27.957	24.249	232.2
4	1'40.308	27.347	22.999	27.517	22.445	235.8
5	1'40.408	27.269	23.016	27.673	22.450	234.3
6	6'09.458 P	28.995	24.267	29.357	4'46.839	222.8
7	2'00.852	40.740	26.646	28.690	24.776	230.7
8	1'40.079	27.293	23.107	27.282	22.397	233.7

30th 96 Louis ROSSI Tasca Racing Scuderi FRA
Runs=3 Total laps=15 Full laps=10

1	2'08.053	52.590	24.105	29.081	22.277	223.9
2	1'39.058	27.159	22.790	27.116	21.993	238.4
3	1'39.902	27.060	22.899	27.399	22.544	239.0
4	1'42.706	27.215	22.826	27.350	25.315	238.3
5	1'39.214	27.148	22.760	27.200	22.106	238.2
6	15'52.745 P	27.006	2'05.164	51.986	12'28.589	133.6
7	1'48.996	34.496	23.791	27.958	22.751	233.8
8	1'40.220	27.430	23.025	27.460	22.305	234.2
9	1'40.185	27.428	23.017	27.489	22.251	235.2
10	6'48.365 P	27.629	24.702	28.286	5'27.748	236.0
11	1'49.757	34.234	23.462	28.832	23.229	225.1
12	2'03.513	33.313	36.721	29.368	24.111	191.5
13	1'55.127	29.501	25.230	33.577	26.819	215.0
14	1'39.598	27.173	22.950	27.221	22.254	237.3
15	1'39.518	27.072	22.920	27.275	22.251	236.6

31st 10 Thitipong WAROKO APH PTT The Pizza S THA
Runs=2 Total laps=24 Full laps=21

1	2'05.615	49.372	24.285	28.840	23.118	236.3
2	1'40.820	27.515	23.291	27.715	22.299	238.0

Fastest Lap: Johann ZARCO Ajo Motorsport FRA **1'36.754** 26.226 22.274 26.637 21.617

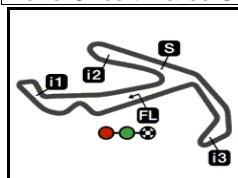
These data/results cannot be reproduced, stored and/or transmitted in whole or in part by any manner of electronic, mechanical, photocopying, recording, broadcasting or otherwise now known or herein after developed without the previous express consent by the copyright owner, except for reproduction in daily press and regular printed publications on sale to the public within 60 days of the event related to those data/results and always provided that copyright symbol appears together as follows below.
© DORNA, 2015



GP TIM DI SAN MARINO E DELLA RIVIERA DI RIMINI

Provisional Starting Grid

23



4226 m.

Race : 26 laps = 109.876 km



1	1 1'36.754 5 Johann ZARCO Kalex	2 1'36.756 40 Alex RINS Kalex	3 1'36.854 1 Tito RABAT Kalex
2	4 1'37.121 3 Simone CORSI Kalex	5 1'37.172 77 Dominique AEGERTER Kalex	6 1'37.220 55 Hafizh SYAHRIN Kalex
3	7 1'37.393 22 Sam LOWES Speed Up	8 1'37.422 30 Takaaki NAKAGAMI Kalex	9 1'37.484 94 Jonas FOLGER Kalex
4	10 1'37.510 60 Julian SIMON Speed Up	11 1'37.534 11 Sandro CORTESE Kalex	12 1'37.578 39 Luis SALOM Kalex
5	13 1'37.622 12 Thomas LUTHI Kalex	14 1'37.627 49 Axel PONS Kalex	15 1'37.704 7 Lorenzo BALDASSARRI Kalex
6	16 1'37.786 4 Randy KRUMMENACHER Kalex	17 1'37.786 73 Alex MARQUEZ Kalex	18 1'37.979 88 Ricard CARDUS Suter
7	19 1'38.032 23 Marcel SCHROTTER Tech 3	20 1'38.137 19 Xavier SIMEON Kalex	21 1'38.286 95 Anthony WEST Speed Up
8	22 1'38.321 25 Azlan SHAH Kalex	23 1'38.393 36 Mika KALLIO Kalex	24 1'38.414 54 Mattia PASINI Kalex

The results are provisional until the end of the limit for protest and appeals and until the ratification of the Event Management Committee.

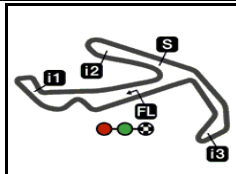
Time limit for protest expires 60' at the latest after publication of the results - Mr. Time:

These data/results cannot be reproduced, stored and/or transmitted in whole or in part by any manner of electronic, mechanical, photocopying, recording, broadcasting or otherwise now known or herein after developed without the previous express consent of the copyright owner, except for reproduction in daily press and regular printed publications on sale to the public within 60 days of the event related to those data/results and always provided that copyright symbol appears together as follows below.

© DORNA, 2015

Official MotoGP Timing by TISSOT
www.motogp.com





4226 m.

GP TIM DI SAN MARINO E DELLA RIVIERA DI RIMINI

Provisional Starting Grid

Race : 26 laps = 109.876 km

Moto2

23

9

25

1'38.673

70 Robin MULHAUSER

Kalex

26

1'38.678

9 Luca MARINI

Kalex

27

1'38.857

64 Federico CARICASULO

Kalex

10

28

1'38.897

97 Xavi VIERGE

Tech 3

29

1'39.045

66 Florian ALT

Suter

30

1'39.058

96 Louis ROSSI

Tech 3

11

31

1'39.343

10 Thitipong WAROKORN

Kalex

32

1'40.079

2 Jesko RAFFIN

Kalex

The results are provisional until the end of the limit for protest and appeals and until the ratification of the Event Management Committee.

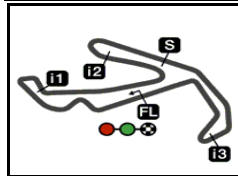
Time limit for protest expires 60' at the latest after publication of the results - Mr. Time:

These data/results cannot be reproduced, stored and/or transmitted in whole or in part by any manner of electronic, mechanical, photocopying, recording, broadcasting or otherwise now known or herein after developed without the previous express consent by the copyright owner, except for reproduction in daily press and regular printed publications on sale to the public within 60 days of the event related to those data/results and always provided that copyright symbol appears together as follows below.

© DORNA, 2015

Official MotoGP Timing by **TISSOT**
www.motogp.com





4226 m.

GP TIM DI SAN MARINO E DELLA RIVIERA DI RIMINI

After the Qualifying

Event Best Maximum Speed



Rider	Nation Team	Motorcycle	Km/h	
11 Sandro CORTESE	GER Dynavolt Intact GP	KALEX	245.9	Free Practice Nr. 1
39 Luis SALOM	SPA Paginas Amarillas HP 40	KALEX	244.8	Free Practice Nr. 3
5 Johann ZARCO	FRA Ajo Motorsport	KALEX	244.0	Free Practice Nr. 3
40 Alex RINS	SPA Paginas Amarillas HP 40	KALEX	244.0	Free Practice Nr. 3
64 Federico CARICASULO	ITA Italtrans Racing Team	KALEX	243.9	Free Practice Nr. 3
25 Azlan SHAH	MAL IDEMITSU Honda Team Asia	KALEX	243.7	Free Practice Nr. 1
55 Hafizh SYAHRIN	MAL Petronas Raceline Malaysia	KALEX	243.7	Free Practice Nr. 1
77 Dominique AEGERTER	SWI Technomag Racing Interwetten	KALEX	243.5	Free Practice Nr. 3
73 Alex MARQUEZ	SPA EG 0,0 Marc VDS	KALEX	243.5	Free Practice Nr. 2
94 Jonas FOLGER	GER AGR Team	KALEX	243.5	Free Practice Nr. 3
96 Louis ROSSI	FRA Tasca Racing Scuderia Moto2	TECH 3	243.4	Free Practice Nr. 1
60 Julian SIMON	SPA QMMF Racing Team	SPEED UP	243.2	Free Practice Nr. 1
12 Thomas LUTHI	SWI Derendinger Racing Interwetten	KALEX	243.1	Free Practice Nr. 1
9 Luca MARINI	ITA Pons Racing Junior Team	KALEX	243.1	Free Practice Nr. 1
1 Tito RABAT	SPA EG 0,0 Marc VDS	KALEX	243.0	Free Practice Nr. 3
95 Anthony WEST	AUS QMMF Racing Team	SPEED UP	242.9	Qualifying
36 Mika KALLIO	FIN Italtrans Racing Team	KALEX	242.8	Free Practice Nr. 1
23 Marcel SCHROTTER	GER Tech 3	TECH 3	242.5	Free Practice Nr. 1
88 Ricard CARDUS	SPA JPMoto Malaysia	SUTER	242.5	Free Practice Nr. 3
7 Lorenzo BALDASSARRI	ITA Forward Racing	KALEX	242.1	Free Practice Nr. 3
70 Robin MULHAUSER	SWI Technomag Racing Interwetten	KALEX	241.9	Free Practice Nr. 1
30 Takaaki NAKAGAMI	JPN IDEMITSU Honda Team Asia	KALEX	241.7	Free Practice Nr. 1
66 Florian ALT	GER E-Motion IodaRacing Team	SUTER	241.7	Free Practice Nr. 1
49 Axel PONS	SPA AGR Team	KALEX	241.5	Free Practice Nr. 1
2 Jesko RAFFIN	SWI sports-millions-EMWE-SAG	KALEX	241.0	Free Practice Nr. 1
22 Sam LOWES	GBR Speed Up Racing	SPEED UP	240.8	Free Practice Nr. 1
3 Simone CORSI	ITA Forward Racing	KALEX	240.5	Free Practice Nr. 1
19 Xavier SIMEON	BEL Federal Oil Gresini Moto2	KALEX	240.5	Free Practice Nr. 1
10 Thitipong WAROKORN	THA APH PTT The Pizza SAG	KALEX	240.5	Free Practice Nr. 1
97 Xavi VIERGE	SPA Tech 3	TECH 3	240.4	Free Practice Nr. 1
54 Mattia PASINI	ITA Gresini Racing Moto2	KALEX	240.3	Free Practice Nr. 1
4 Randy KRUMMENACHER	SWI JIR Racing Team	KALEX	239.6	Free Practice Nr. 2

These data/results cannot be reproduced, stored and/or transmitted in whole or in part by any manner of electronic, mechanical, photocopying, recording, broadcasting or otherwise now known or herein after developed without the previous express consent by the copyright owner, except for reproduction in daily press and regular printed publications on sale to the public within 60 days of the event related to those data/results and always provided that copyright symbol appears together as follows below.

© DORNA, 2015

Official MotoGP Timing by TISSOT
www.motogp.com



Misano Adriatico, Saturday, September 12, 2015



4226 m.

GP TIM DI SAN MARINO E DELLA RIVIERA DI RIMINI

Qualifying

Best Partial Times

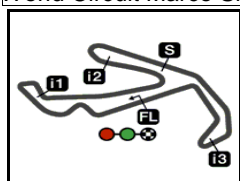
IT Ideal Lap Time, sum of the best partial times

BT Best Lap Time

T1		T2		T3		T4		Pos	Rider	IT	BT	
Pos	Rider	Time	Rider	Time	Rider	Time	Rider	Time				
1	J.ZARCO	26.226	T.LUTHI	22.252	A.RINS	26.403	S.CORSI	21.519	1	J.ZARCO	1'36.585	1'36.754 (1)
2	A.RINS	26.255	J.ZARCO	22.274	J.ZARCO	26.505	S.LOWES	21.560	2	A.RINS	1'36.620	1'36.756 (2)
3	T.RABAT	26.280	D.AEGERTER	22.334	T.RABAT	26.545	J.ZARCO	21.580	3	T.RABAT	1'36.805	1'36.854 (3)
4	A.PONS	26.349	A.RINS	22.349	D.AEGERTER	26.631	A.RINS	21.613	4	S.CORSI	1'37.106	1'37.121 (4)
5	S.CORSI	26.352	T.RABAT	22.355	S.CORTESE	26.633	T.RABAT	21.625	4	S.LOWES	1'37.106	1'37.393 (7)
6	S.LOWES	26.390	J.FOLGER	22.357	H.SYHRIN	26.648	R.KRUMMENAC	21.656	6	D.AEGERTER	1'37.117	1'37.172 (5)
7	H.SYHRIN	26.403	T.NAKAGAMI	22.398	S.LOWES	26.681	D.AEGERTER	21.680	7	H.SYHRIN	1'37.137	1'37.220 (6)
8	T.NAKAGAMI	26.442	H.SYHRIN	22.400	J.FOLGER	26.684	H.SYHRIN	21.686	8	J.FOLGER	1'37.264	1'37.484 (9)
9	L.SALOM	26.450	L.BALDASSARRI	22.433	J.SIMON	26.693	L.SALOM	21.715	9	A.PONS	1'37.329	1'37.627 (14)
10	J.SIMON	26.459	R.CARDUS	22.434	L.SALOM	26.715	A.PONS	21.741	10	T.LUTHI	1'37.385	1'37.622 (13)
11	J.FOLGER	26.463	S.CORTESE	22.449	A.PONS	26.766	X.SIMEON	21.749	11	J.SIMON	1'37.410	1'37.510 (10)
12	D.AEGERTER	26.472	A.WEST	22.451	S.CORSI	26.771	J.SIMON	21.753	12	T.NAKAGAMI	1'37.415	1'37.422 (8)
13	L.BALDASSARRI	26.526	S.CORSI	22.464	T.NAKAGAMI	26.777	J.FOLGER	21.760	13	L.SALOM	1'37.451	1'37.578 (12)
14	T.LUTHI	26.540	A.PONS	22.473	A.MARQUEZ	26.803	T.LUTHI	21.766	14	S.CORTESE	1'37.479	1'37.534 (11)
15	A.MARQUEZ	26.561	S.LOWES	22.475	M.SCHROTTER	26.816	A.WEST	21.770	15	R.KRUMMENA	1'37.587	1'37.786 (16)
16	R.KRUMMENAC	26.599	M.SCHROTTER	22.500	R.KRUMMENAC	26.825	R.CARDUS	21.771	16	L.BALDASSAR	1'37.679	1'37.704 (15)
17	S.CORTESE	26.619	J.SIMON	22.505	T.LUTHI	26.827	A.MARQUEZ	21.776	17	A.MARQUEZ	1'37.756	1'37.786 (17)
18	X.SIMEON	26.642	R.KRUMMENAC	22.507	L.BALDASSARRI	26.875	S.CORTESE	21.778	18	R.CARDUS	1'37.830	1'37.979 (18)
19	R.CARDUS	26.685	M.KALLIO	22.568	A.SHAH	26.892	T.NAKAGAMI	21.798	19	M.SCHROTTE	1'37.880	1'38.032 (19)
20	M.PASINI	26.688	L.SALOM	22.571	M.PASINI	26.912	L.BALDASSARRI	21.845	20	X.SIMEON	1'37.915	1'38.137 (20)
21	A.SHAH	26.692	X.SIMEON	22.595	X.SIMEON	26.929	M.SCHROTTER	21.855	21	A.WEST	1'38.080	1'38.286 (21)
22	M.SCHROTTER	26.709	A.MARQUEZ	22.616	R.CARDUS	26.940	R.MULHAUSER	21.870	22	A.SHAH	1'38.183	1'38.321 (22)
23	A.WEST	26.775	M.PASINI	22.625	M.KALLIO	26.978	M.KALLIO	21.890	23	M.PASINI	1'38.200	1'38.414 (24)
24	M.KALLIO	26.779	F.CARICASULO	22.628	F.CARICASULO	27.016	X.VIERGE	21.928	24	M.KALLIO	1'38.215	1'38.393 (23)

These data/results cannot be reproduced, stored and/or transmitted in whole or in part by any manner of electronic, mechanical, photocopying, recording, broadcasting or otherwise now known or herein after developed without the previous express consent by the copyright owner, except for reproduction in daily press and regular printed publications on sale to the public within 60 days of the event related to those data/results and always provided that copyright symbol appears together as follows below.
© DORNA, 2015





4226 m.

GP TIM DI SAN MARINO E DELLA RIVIERA DI RIMINI**Qualifying****Best Partial Times****Moto2***IT* Ideal Lap Time, sum of the best partial times*BT* Best Lap Time

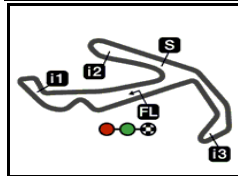
<i>T1</i>		<i>T2</i>		<i>T3</i>		<i>T4</i>				<i>IT</i>	<i>BT</i>	
<i>Pos</i>	<i>Rider</i>	<i>Time</i>	<i>Rider</i>	<i>Time</i>	<i>Rider</i>	<i>Time</i>	<i>Rider</i>	<i>Time</i>	<i>Pos</i>	<i>Rider</i>	<i>IT</i>	<i>BT</i>
25	L.MARINI	26.828	R.MULHAUSER	22.649	L.MARINI	27.024	L.MARINI	21.942	25	F.CARICASULO	1'38.443	1'38.857 (27)
26	F.CARICASULO	26.853	A.SHAH	22.650	X.VIERGE	27.064	F.CARICASULO	21.946	26	L.MARINI	1'38.513	1'38.678 (26)
27	R.MULHAUSER	26.866	X.VIERGE	22.671	T.WAROKORN	27.074	A.SHAH	21.949	27	X.VIERGE	1'38.554	1'38.897 (28)
28	T.WAROKORN	26.870	L.MARINI	22.719	A.WEST	27.084	M.PASINI	21.975	28	R.MULHAUSE	1'38.673	1'38.673 (25)
29	X.VIERGE	26.891	F.ALT	22.728	L.ROSSI	27.116	L.ROSSI	21.993	29	T.WAROKORN	1'38.794	1'39.343 (31)
30	F.ALT	26.920	L.ROSSI	22.760	F.ALT	27.151	T.WAROKORN	22.059	30	L.ROSSI	1'38.875	1'39.058 (30)
31	L.ROSSI	27.006	T.WAROKORN	22.791	J.RAFFIN	27.282	F.ALT	22.079	31	F.ALT	1'38.878	1'39.045 (29)
32	J.RAFFIN	27.269	J.RAFFIN	22.999	R.MULHAUSER	27.288	J.RAFFIN	22.359	32	J.RAFFIN	1'39.909	1'40.079 (32)

These data/results cannot be reproduced, stored and/or transmitted in whole or in part by any manner of electronic, mechanical, photocopying, recording, broadcasting or otherwise now known or herein after developed without the previous express consent by the copyright owner, except for reproduction in daily press and regular printed publications on sale to the public within 60 days of the event related to those data/results and always provided that copyright symbol appears together as follows below.

© DORNA, 2015

Official MotoGP Timing by **TISSOT**
www.motogp.com






4226 m.

GP TIM DI SAN MARINO E DELLA RIVIERA DI RIMINI

Qualifying

Fastest Laps Sequence

<i>Practice Time</i>	 <i>Rider</i>	<i>Nation</i>	<i>Motorcycle</i>	<i>Time</i>	<i>Km/h</i>	<i>Rider's Lap</i>
3'30.442	1 Tito RABAT	SPA	KALEX	1'38.505	154.4	2
3'30.804	77 Dominique AEGERTER	SWI	KALEX	1'38.279	154.8	2
4'37.839	40 Alex RINS	SPA	KALEX	1'37.748	155.6	2
5'08.527	77 Dominique AEGERTER	SWI	KALEX	1'37.723	155.6	3
5'52.346	3 Simone CORSI	ITA	KALEX	1'37.702	155.7	3
6'15.180	40 Alex RINS	SPA	KALEX	1'37.341	156.2	3
7'52.384	40 Alex RINS	SPA	KALEX	1'37.204	156.5	4
11'06.424	40 Alex RINS	SPA	KALEX	1'36.834	157.1	6
22'40.156	40 Alex RINS	SPA	KALEX	1'36.795	157.1	10
27'30.676	40 Alex RINS	SPA	KALEX	1'36.756	157.2	13
40'31.513	5 Johann ZARCO	FRA	KALEX	1'36.754	157.2	18

These data/results cannot be reproduced, stored and/or transmitted in whole or in part by any manner of electronic, mechanical, photocopying, recording, broadcasting or otherwise now known or herein after developed without the previous express consent by the copyright owner, except for reproduction in daily press and regular printed publications on sale to the public within 60 days of the event related to those data/results and always provided that copyright symbol appears together as follows below.

© DORNA, 2015

