


4423 m.

GRAN PREMIO bwin DE ESPAÑA

Free Practice Nr. 3

Classification

10

	Rider	Nation	Team	Motorcycle	Time	Lap Total	Gap	Top Speed
1	5 Johann ZARCO	FRA	Ajo Motorsport	KALEX	1'42.875	18 19		245.1
2	12 Thomas LUTHI	SWI	Derendinger Racing Interwetten	KALEX	1'43.084	16 19	0.209 0.209	247.0
3	1 Tito RABAT	SPA	EG 0,0 Marc VDS	KALEX	1'43.096	15 25	0.221 0.012	246.4
4	60 Julian SIMON	SPA	QMMF Racing Team	SPEED UP	1'43.160	15 17	0.285 0.064	250.4
5	3 Simone CORSI	ITA	Athinà Forward Racing	KALEX	1'43.163	18 18	0.288 0.003	244.4
6	49 Axel PONS	SPA	AGR Team	KALEX	1'43.176	14 15	0.301 0.013	244.2
7	40 Alex RINS	SPA	Paginas Amarillas HP 40	KALEX	1'43.257	17 19	0.382 0.081	246.4
8	22 Sam LOWES	GBR	Speed Up Racing	SPEED UP	1'43.286	15 18	0.411 0.029	246.3
9	39 Luis SALOM	SPA	Paginas Amarillas HP 40	KALEX	1'43.353	17 21	0.478 0.067	249.0
10	94 Jonas FOLGER	GER	AGR Team	KALEX	1'43.377	19 20	0.502 0.024	241.4
11	11 Sandro CORTESE	GER	Dynavolt Intact GP	KALEX	1'43.445	15 17	0.570 0.068	248.6
12	7 Lorenzo BALDASSARRI	ITA	Athinà Forward Racing	KALEX	1'43.521	15 22	0.646 0.076	245.6
13	23 Marcel SCHROTTER	GER	Tech 3	TECH 3	1'43.617	19 19	0.742 0.096	245.3
14	95 Anthony WEST	AUS	QMMF Racing Team	SPEED UP	1'43.641	19 19	0.766 0.024	245.1
15	55 Hafizh SYAHRIN	MAL	Petronas Raceline Malaysia	KALEX	1'43.727	10 17	0.852 0.086	246.0
16	30 Takaaki NAKAGAMI	JPN	IDEMITSU Honda Team Asia	KALEX	1'43.833	19 19	0.958 0.106	246.6
17	21 Franco MORBIDELLI	ITA	Italtrans Racing Team	KALEX	1'43.864	16 18	0.989 0.031	243.2
18	73 Alex MARQUEZ	SPA	EG 0,0 Marc VDS	KALEX	1'43.874	6 20	0.999 0.010	247.0
19	19 Xavier SIMEON	BEL	Federal Oil Gresini Moto2	KALEX	1'43.950	19 19	1.075 0.076	243.0
20	77 Dominique AEGERTER	SWI	Technomag Racing Interwetten	KALEX	1'43.967	15 18	1.092 0.017	248.2
21	36 Mika KALLIO	FIN	Italtrans Racing Team	KALEX	1'43.996	14 18	1.121 0.029	244.0
22	25 Azlan SHAH	MAL	IDEMITSU Honda Team Asia	KALEX	1'44.204	6 22	1.329 0.208	243.5
23	88 Ricard CARDUS	SPA	Tech 3	TECH 3	1'44.274	11 21	1.399 0.070	245.5
24	57 Edgar PONS	SPA	Paginas Amarillas HP 40	KALEX	1'44.404	8 22	1.529 0.130	243.5
25	96 Louis ROSSI	FRA	Tasca Racing Scuderia Moto2	TECH 3	1'44.429	3 12	1.554 0.025	244.1
26	4 Randy KRUMMENACHER	SWI	JIR Racing Team	KALEX	1'44.443	8 16	1.568 0.014	242.9
27	2 Jesko RAFFIN	SWI	sports-millions-EMWE-SAG	KALEX	1'45.516	3 23	2.641 1.073	244.8
28	66 Florian ALT	GER	Octo Iodaracing Team	SUTER	1'45.579	3 20	2.704 0.063	242.8
29	10 Thitipong WAROKORN	THA	APH PTT The Pizza SAG	KALEX	1'45.649	17 22	2.774 0.070	243.9
30	51 Zaqhwani ZAIDI	MAL	JPMoto Malaysia	SUTER	1'46.084	13 15	3.209 0.435	246.7
31	70 Robin MULHAUSER	SWI	Technomag Racing Interwetten	KALEX	1'46.147	12 12	3.272 0.063	243.0

Practice condition: Dry

Air: 29°

Humidity: 38%

Ground: 36°

Fastest Lap:	Lap: 18	Johann ZARCO	1'42.875	154.7 Km/h
Circuit Record Lap:	2014	Jonas FOLGER	1'42.876	154.7 Km/h
Circuit Best Lap:	2011	Stefan BRADL	1'42.706	155.0 Km/h

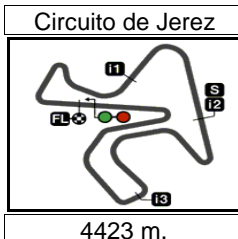
The results are provisional until the end of the limit for protest and appeals.

Time limit for protest expires 30' after publication of the results - Mr. Time:

These data/results cannot be reproduced, stored and/or transmitted in whole or in part by any manner of electronic, mechanical, photocopying, recording, broadcasting or otherwise now known or herein after developed without the previous express consent by the copyright owner, except for reproduction in daily press and regular printed publications on sale to the public within 60 days of the event related to those data/results and always provided that copyright symbol appears together as follows below.

© DORNA, 2015






4423 m.

GRAN PREMIO bwin DE ESPAÑA

Free Practice Nr. 3

Combined Free Practice Times

11

		Rider	Nation	Team	MOTORCYCLE	FP1	FP2	FP3	Gap
1	5	J.ZARCO	FRA	Ajo Motorsport	KALEX	1'43.448 7	1'43.566 10	1'42.875 18	
2	12	T.LUTHI	SWI	Derendinger Racing Interwetten	KALEX	1'43.830 17	1'44.006 21	1'43.084 16	0.209 0.209
3	1	T.RABAT	SPA	EG 0,0 Marc VDS	KALEX	1'43.198 13	1'43.439 9	1'43.096 15	0.221 0.012
4	60	J.SIMON	SPA	QMMF Racing Team	SPEED UP	1'43.474 19	1'43.912 16	1'43.160 15	0.285 0.064
5	3	S.CORSI	ITA	Athinà Forward Racing	KALEX	1'43.368 16	1'44.082 20	1'43.163 18	0.288 0.003
6	49	A.PONS	SPA	AGR Team	KALEX	1'43.780 13	1'44.096 16	1'43.176 14	0.301 0.013
7	40	A.RINS	SPA	Paginas Amarillas HP 40	KALEX	1'43.961 18	1'43.806 12	1'43.257 17	0.382 0.081
8	22	S.LOWES	GBR	Speed Up Racing	SPEED UP	1'43.334 17	1'43.932 17	1'43.286 15	0.411 0.029
9	39	L.SALOM	SPA	Paginas Amarillas HP 40	KALEX	1'44.306 20	1'43.982 13	1'43.353 17	0.478 0.067
10	94	J.FOLGER	GER	AGR Team	KALEX	1'43.440 10	1'43.413 15	1'43.377 19	0.502 0.024
11	11	S.CORTESE	GER	Dynavolt Intact GP	KALEX	1'43.463 17	1'44.076 18	1'43.445 15	0.570 0.068
12	7	L.BALDASSARRI	ITA	Athinà Forward Racing	KALEX	1'43.759 17	1'44.719 15	1'43.521 15	0.646 0.076
13	23	M.SCHROTTER	GER	Tech 3	TECH 3	1'44.629 14	1'44.430 14	1'43.617 19	0.742 0.096
14	95	A.WEST	AUS	QMMF Racing Team	SPEED UP	1'43.934 16	1'43.996 15	1'43.641 19	0.766 0.024
15	19	X.SIMEON	BEL	Federal Oil Gresini Moto2	KALEX	1'43.645 19	1'43.717 19	1'43.950 19	0.770 0.004
16	55	H.SYHRIN	MAL	Petronas Raceline Malaysia	KALEX	1'45.072 16	1'44.723 17	1'43.727 10	0.852 0.082
17	30	T.NAKAGAMI	JPN	IDEMITSU Honda Team Asia	KALEX	1'44.276 16	1'44.089 17	1'43.833 19	0.958 0.106
18	21	F.MORBIDELLI	ITA	Italtrans Racing Team	KALEX	1'43.869 19	1'44.298 14	1'43.864 16	0.989 0.031
19	73	A.MARQUEZ	SPA	EG 0,0 Marc VDS	KALEX	1'44.477 20	1'44.452 15	1'43.874 6	0.999 0.010
20	77	D.AEGERTER	SWI	Technomag Racing Interwetten	KALEX	1'44.378 9	1'44.865 17	1'43.967 15	1.092 0.093
21	36	M.KALLIO	FIN	Italtrans Racing Team	KALEX	1'44.406 18	1'44.198 11	1'43.996 14	1.121 0.029
22	25	A.SHAH	MAL	IDEMITSU Honda Team Asia	KALEX	1'44.072 13	1'45.253 19	1'44.204 6	1.197 0.076
23	4	R.KRUMMENACH	SWI	JIR Racing Team	KALEX	1'44.150 19	1'44.583 2	1'44.443 8	1.275 0.078
24	88	R.CARDUS	SPA	Tech 3	TECH 3	1'44.777 4	1'44.389 18	1'44.274 11	1.399 0.124
25	57	E.PONS	SPA	Paginas Amarillas HP 40	KALEX	1'44.618 16	1'44.973 17	1'44.404 8	1.529 0.130
26	96	L.ROSSI	FRA	Tasca Racing Scuderia Moto2	TECH 3	1'44.855 17	1'44.578 18	1'44.429 3	1.554 0.025
27	70	R.MULHAUSER	SWI	Technomag Racing Interwetten	KALEX	1'45.452 14	1'46.009 8	1'46.147 12	2.577 1.023
28	66	F.ALT	GER	Octo Iodaracing Team	SUTER	1'45.914 18	1'45.458 19	1'45.579 3	2.583 0.006
29	2	J.RAFFIN	SWI	sports-millions-EMWE-SAG	KALEX	1'46.608 11	1'46.826 4	1'45.516 3	2.641 0.058
30	10	T.WAROKORN	THA	APH PTT The Pizza SAG	KALEX	1'46.126 11	1'46.044 8	1'45.649 17	2.774 0.133
31	51	Z.ZAIDI	MAL	JPMoto Malaysia	SUTER	1'47.270 11	1'47.184 17	1'46.084 13	3.209 0.435

Pole Position Record:	2011	Stefan BRADL	1'42.706	155.0 Km/h
Circuit Record Lap:	2014	Jonas FOLGER	1'42.876	154.7 Km/h
Circuit Best Lap:	2011	Stefan BRADL	1'42.706	155.0 Km/h

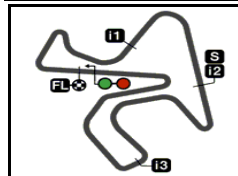
The results are provisional until the end of the limit for protest and appeals.

Time limit for protest expires 60' after publication of the results - Mr. Time:

These data/results cannot be reproduced, stored and/or transmitted in whole or in part by any manner of electronic, mechanical, photocopying, recording, broadcasting or otherwise now known or herein after developed without the previous express consent by the copyright owner, except for reproduction in daily press and regular printed publications on sale to the public within 60 days of the event related to those data/results and always provided that copyright symbol appears together as follows below.

© DORNA, 2015





4423 m.

GRAN PREMIO bwin DE ESPAÑA

Free Practice Nr. 3

Top Speed & Average

12



Rider	Nation	Motorcycle	Top 5 speeds					Average	Top
60 Julian SIMON	SPA	SPEED UP	250.4	247.3	246.2	246.0	244.6	246.9	250.4
39 Luis SALOM	SPA	KALEX	249.0	247.5	247.3	246.8	246.3	247.4	249.0
11 Sandro CORTESE	GER	KALEX	248.6	246.1	244.5	244.2	244.2	245.5	248.6
77 Dominique AEGERTER	SWI	KALEX	248.2	244.6	244.5	244.5	244.0	245.2	248.2
12 Thomas LUTHI	SWI	KALEX	247.0	246.8	246.7	246.4	245.9	246.6	247.0
73 Alex MARQUEZ	SPA	KALEX	247.0	245.3	244.2	243.8	243.5	244.6	247.0
51 Zaqhwani ZAIDI	MAL	SUTER	246.7	243.9	240.7	240.2	240.1	242.3	246.7
30 Takaaki NAKAGAMI	JPN	KALEX	246.6	246.1	245.6	244.0	243.7	245.0	246.6
1 Tito RABAT	SPA	KALEX	246.4	245.9	245.7	245.7	245.1	245.8	246.4
40 Alex RINS	SPA	KALEX	246.4	246.4	245.2	245.1	245.0	245.6	246.4
22 Sam LOWES	GBR	SPEED UP	246.3	245.6	244.7	244.4	244.3	245.1	246.3
55 Hafizh SYAHRIN	MAL	KALEX	246.0	244.9	244.8	244.6	243.9	244.8	246.0
7 Lorenzo BALDASSARRI	ITA	KALEX	245.6	244.2	243.0	242.5	242.5	243.6	245.6
88 Ricard CARDUS	SPA	TECH 3	245.5	245.0	244.4	243.6	243.6	244.4	245.5
23 Marcel SCHROTTER	GER	TECH 3	245.3	245.0	244.5	244.5	243.8	244.6	245.3
5 Johann ZARCO	FRA	KALEX	245.1	243.2	242.8	242.6	242.4	243.2	245.1
95 Anthony WEST	AUS	SPEED UP	245.1	245.0	244.3	243.9	242.9	244.2	245.1
2 Jesko RAFFIN	SWI	KALEX	244.8	242.4	242.3	242.0	241.7	242.6	244.8
3 Simone CORSI	ITA	KALEX	244.4	244.3	242.9	242.8	242.3	243.3	244.4
49 Axel PONS	SPA	KALEX	244.2	244.2	243.0	242.5	242.3	243.2	244.2
96 Louis ROSSI	FRA	TECH 3	244.1	243.9	243.8	243.5	242.5	243.6	244.1
36 Mika KALLIO	FIN	KALEX	244.0	242.0	241.3	241.1	241.1	241.9	244.0
10 Thitipong WAROKORN	THA	KALEX	243.9	242.2	241.7	241.6	241.0	242.1	243.9
57 Edgar PONS	SPA	KALEX	243.5	243.5	243.1	243.0	242.8	243.2	243.5
25 Azlan SHAH	MAL	KALEX	243.5	243.4	242.5	241.9	241.7	242.6	243.5
21 Franco MORBIDELLI	ITA	KALEX	243.2	242.5	242.3	242.0	241.9	242.4	243.2
19 Xavier SIMEON	BEL	KALEX	243.0	242.5	242.5	242.4	242.4	242.6	243.0
70 Robin MULHAUSER	SWI	KALEX	243.0	242.8	242.4	241.2	240.8	242.0	243.0
4 Randy KRUMMENACHER	SWI	KALEX	242.9	239.2	239.2	239.1	238.9	239.9	242.9
66 Florian ALT	GER	SUTER	242.8	242.2	241.8	241.8	241.4	242.0	242.8
94 Jonas FOLGER	GER	KALEX	241.4	240.8	240.5	240.2	240.1	240.6	241.4

These data/results cannot be reproduced, stored and/or transmitted in whole or in part by any manner of electronic, mechanical, photocopying, recording, broadcasting or otherwise now known or herein after developed without the previous express consent by the copyright owner, except for reproduction in daily press and regular printed publications on sale to the public within 60 days of the event related to those data/results and always provided that copyright symbol appears together as follows below.

© DORNA, 2015

Official MotoGP Timing by TISSOT
www.motogp.com



Jerez de la Frontera, Saturday, May 02, 2015



GRAN PREMIO bwin DE ESPAÑA

Free Practice Nr. 3

Chronological Analysis of Performances

13

P Crossing the finish line in pit lane		T1 Time from finish line to 1st intermedie		T2 Time from 1st intermed. to 2nd intermed.		T3 Time from 2nd intermed. to 3rd intermed.		T4 Time from 3rd intermediate to finish line					
Lap	Lap Time	T1	T2	T3	T4	Speed	Lap	Lap Time	T1	T2	T3	T4	Speed
1st	5	Johann ZARCO		Ajo Motorsport		FRA		Runs=3		Total laps=19		Full laps=14	
1	2'37.636	1'16.251	16.266	32.518	32.601	238.4	7	1'44.236	25.850	15.366	30.914	32.106	245.9
2	1'45.143	26.102	15.594	31.211	32.236	242.8	8	1'44.634	25.895	15.402	31.142	32.195	245.7
3	1'44.310	25.898	15.448	30.799	32.165	242.4	9	1'44.132	25.828	15.392	30.900	32.012	243.6
4	1'45.132	26.049	15.485	30.880	32.718	241.3	10	1'43.960	25.826	15.354	30.781	31.999	244.4
5	1'44.125	25.899	15.429	30.762	32.035	243.2	11	1'43.866	25.799	15.389	30.687	31.991	244.7
6	1'43.796	25.763	15.384	30.700	31.949	245.1	12	4'38.895 P	25.708	15.358	30.807	3'27.022	243.4
7	9'36.374 P	26.277	15.529	31.899	8'22.669	242.6	13	1'48.122	29.662	15.538	30.947	31.975	243.5
8	1'51.870	31.587	16.197	31.693	32.393	233.5	14	1'43.265	25.695	15.315	30.512	31.743	242.9
9	1'44.691	25.952	15.564	30.849	32.326	240.7	15	1'43.096	25.561	15.214	30.579	31.742	245.7
10	1'44.639	25.893	15.589	30.872	32.285	241.1	16	1'43.349	25.720	15.277	30.611	31.741	243.7
11	1'54.317	34.741	15.764	31.521	32.291	241.8	17	1'43.512	25.608	15.333	30.743	31.828	245.1
12	1'44.172	25.784	15.501	30.774	32.113	241.7	18	1'43.432	25.886	15.316	30.562	31.668	243.5
13	1'43.951	25.734	15.468	30.693	32.056	241.3	19	1'43.347	25.609	15.301	30.762	31.675	243.9
14	1'44.072	25.893	15.512	30.810	31.857	236.2	20	1'43.235	25.639	15.290	30.548	31.758	243.7
15	6'14.921 P	25.940	15.542	31.038	5'02.401	240.1	21	1'43.435	25.671	15.320	30.647	31.797	243.3
16	1'52.049	31.634	15.653	32.270	32.492	239.6	22	1'43.337	25.598	15.337	30.664	31.738	244.7
17	1'43.133	25.561	15.358	30.500	31.714	240.7	23	1'43.453	25.674	15.283	30.637	31.859	244.7
18	1'42.875	25.483	15.315	30.416	31.661	240.6	24	1'43.498	25.663	15.416	30.643	31.776	243.2
19	1'43.397	25.660	15.319	30.615	31.803	241.0	25	1'43.306	25.614	15.384	30.511	31.797	244.4
4th	60	Julian SIMON		QMMF Racing Team		SPA		Runs=3		Total laps=17		Full laps=12	
1	2'26.700	1'04.875	16.230	32.571	33.024	241.0	1	2'26.700	1'04.875	16.230	32.571	33.024	241.0
2	1'44.219	26.032	15.459	30.747	31.981	246.0	2	1'44.219	26.032	15.459	30.747	31.981	246.0
3	1'48.872	28.621	16.498	31.368	32.385	200.1	3	1'48.872	28.621	16.498	31.368	32.385	200.1
4	1'43.762	25.670	15.312	30.866	31.914	247.3	4	1'43.762	25.670	15.312	30.866	31.914	247.3
5	1'43.972	25.789	15.414	30.632	32.137	246.2	5	1'43.972	25.789	15.414	30.632	32.137	246.2
6	1'43.715	25.706	15.335	30.759	31.915	250.4	6	1'43.715	25.706	15.335	30.759	31.915	250.4
7	1'57.633	30.529	17.174	34.756	35.174	204.2	7	1'57.633	30.529	17.174	34.756	35.174	204.2
8	11'16.202 P	25.941	15.534	31.219	10'03.508	244.6	8	11'16.202 P	25.941	15.534	31.219	10'03.508	244.6
9	1'53.167	30.402	15.770	31.461	35.534	241.6	9	1'53.167	30.402	15.770	31.461	35.534	241.6
10	1'44.813	26.101	15.581	30.880	32.251	242.1	10	1'44.813	26.101	15.581	30.880	32.251	242.1
11	6'41.345 P	25.838	15.516	30.859	5'29.132	243.1	11	6'41.345 P	25.838	15.516	30.859	5'29.132	243.1
12	1'52.600	33.199	15.767	30.850	32.784	241.5	12	1'52.600	33.199	15.767	30.850	32.784	241.5
13	1'43.377	25.628	15.415	30.474	31.860	242.5	13	1'43.377	25.628	15.415	30.474	31.860	242.5
14	1'43.327	25.578	15.457	30.381	31.911	241.3	14	1'43.327	25.578	15.457	30.381	31.911	241.3
15	1'43.160	25.532	15.456	30.402	31.770	243.9	15	1'43.160	25.532	15.456	30.402	31.770	243.9
16	1'43.412	25.545	15.509	30.463	31.895	241.3	16	1'43.412	25.545	15.509	30.463	31.895	241.3
17	1'53.484	28.948	17.436	33.736	33.364	201.9	17	1'53.484	28.948	17.436	33.736	33.364	201.9
5th	3	Simone CORSI		Athinà Forward Racin		ITA		Runs=3		Total laps=19		Full laps=13	
1	2'28.830	1'05.480	16.308	33.617	33.425	237.8	1	2'28.830	1'05.480	16.308	33.617	33.425	237.8
2	1'45.681	26.471	15.544	31.366	32.300	240.9	2	1'45.681	26.471	15.544	31.366	32.300	240.9
3	1'43.671	25.802	15.424	30.584	31.861	242.9	3	1'43.671	25.802	15.424	30.584	31.861	242.9
4	1'43.962	25.756	15.471	30.724	32.011	242.8	4	1'43.962	25.756	15.471	30.724	32.011	242.8
5	1'46.892	25.838	15.497	31.639	33.918	244.4	5	1'46.892	25.838	15.497	31.639	33.918	244.4
6	6'16.504 P	25.768	15.473	31.246	5'04.017	241.6	6	6'16.504 P	25.768	15.473	31.246	5'04.017	241.6
7	1'51.905	31.310	15.813	32.692	32.090	238.4	7	1'51.905	31.310	15.813	32.692	32.090	238.4
8	1'43.933	25.754	15.501	30.682	31.996	241.3	8	1'43.933	25.754	15.501	30.682	31.996	241.3
9	1'44.004	25.730	15.495	30.672	32.107	241.5	9	1'44.004	25.730	15.495	30.672	32.107	241.5
10	1'44.212	25.807	15.510	30.787	32.108	239.8	10	1'44.212	25.807	15.510	30.787	32.108	239.8
3rd	1	Tito RABAT		EG 0,0 Marc VDS		SPA		Runs=2		Total laps=25		Full laps=22	
1	1'56.013	35.263	16.162	31.773	32.815	239.3	1	1'56.013	35.263	16.162	31.773	32.815	239.3
2	1'45.450	26.286	15.572	31.223	32.369	241.0	2	1'45.450	26.286	15.572	31.223	32.369	241.0
3	1'44.810	26.097	15.495	31.089	32.129	242.8	3	1'44.810	26.097	15.495	31.089	32.129	242.8
4	1'44.426	25.967	15.446	30.923	32.090	243.1	4	1'44.426	25.967	15.446	30.923	32.090	243.1
5	1'44.439	25.908	15.437	31.024	32.070	243.7	5	1'44.439	25.908	15.437	31.024	32.070	243.7
6	1'44.755	26.106	15.430	31.057	32.162	246.4	6	1'44.755	26.106	15.430	31.057	32.162	246.4

Fastest Lap: Johann ZARCO Ajo Motorsport FRA 1'42.875 25.483 15.315 30.416 31.661

These data/results cannot be reproduced, stored and/or transmitted in whole or in part by any manner of electronic, mechanical, photocopying, recording, broadcasting or otherwise now known or herein after developed without the previous express consent by the copyright owner, except for reproduction in daily press and regular printed publications on sale to the public within 60 days of the event related to those data/results and always provided that copyright symbol appears together as follows below.
© DORNA, 2015



Free Practice Nr. 3

Moto2

Lap	Lap Time	T1	T2	T3	T4	Speed	Lap	Lap Time	T1	T2	T3	T4	Speed
11	1'44.389	25.895	15.546	30.706	32.242	241.2	11	1'44.074	25.937	15.480	30.828	31.829	241.4
12	1'44.079	25.805	15.517	30.646	32.111	242.0	12	1'43.371	25.743	15.397	30.576	31.655	241.6
13	4'31.967 P	27.006	15.995	31.807	3'17.159	238.2	13	1'43.328	25.679	15.384	30.607	31.658	242.6
14	1'51.651	31.594	15.956	32.074	32.027	237.1	14	2'05.931	25.673	15.337	30.905	54.016	243.7
15	1'43.369	25.676	15.440	30.514	31.739	241.7	15	1'43.286	25.893	15.289	30.595	31.509	246.3
16	1'43.339	25.562	15.388	30.711	31.678	244.3	16	1'43.459	25.621	15.330	30.812	31.696	245.6
17	1'43.256	25.583	15.425	30.498	31.750	240.5	17	1'43.369	25.820	15.412	30.545	31.592	242.9
18	1'43.163	25.573	15.507	30.402	31.681	242.3	18	1'43.406	25.705	15.509	30.545	31.647	242.2
PIT							PIT						
29.511 16.613 32.582 217.0							25.720 20.028 39.090 134.2						

6th		49	Axel PONS	AGR Team			SPA
		Runs=3	Total laps=16	Full laps=10			
1	2'27.186	1'05.671	16.654	32.336	32.525	235.6	
2	1'44.798	26.190	15.445	31.025	32.138	244.2	
3	1'44.298	25.934	15.437	30.812	32.115	242.5	
4	1'44.769	25.748	15.444	30.998	32.579	244.2	
5	1'44.373	25.865	15.517	30.800	32.191	243.0	
6	1'44.264	25.782	15.511	30.820	32.151	242.3	
7	7'53.363 P	33.839	18.239	34.272	6'27.013	156.9	
8	1'52.673	33.820	15.749	30.975	32.129	238.9	
9	1'43.870	25.820	15.492	30.653	31.905	241.7	
10	1'43.853	25.698	15.436	30.578	32.141	240.8	
11	1'56.160	28.317	18.213	34.854	34.776	201.3	
12	8'23.130 P	27.327	16.373	36.643	7'02.787	228.8	
13	2'00.216	40.015	15.928	31.031	33.242	240.1	
14	1'43.176	25.598	15.370	30.471	31.737	241.4	
15	1'43.303	25.497	15.441	30.625	31.740	242.1	
PIT							
37.051 18.873 39.797 219.7							

9th		39	Luis SALOM	Paginas Amarillas HP			SPA
		Runs=3	Total laps=21	Full laps=16			
1	1'56.928	36.349	15.817	32.189	32.573	244.5	
2	1'45.195	26.311	15.440	31.186	32.258	246.8	
3	1'44.343	26.015	15.410	30.983	31.935	246.3	
4	1'44.459	25.965	15.406	31.095	31.993	247.3	
5	1'43.887	25.843	15.343	30.794	31.907	249.0	
6	1'44.740	26.274	15.477	31.020	31.969	246.1	
7	1'44.293	25.864	15.433	31.011	31.985	245.1	
8	6'54.390 P	25.991	15.479	31.096	5'41.824	245.5	
9	1'53.477	33.188	15.943	31.814	32.532	242.6	
10	1'44.844	26.297	15.514	31.042	31.991	244.4	
11	1'44.139	25.898	15.503	30.790	31.948	245.6	
12	1'43.978	26.026	15.362	30.760	31.830	246.1	
13	1'43.745	25.819	15.302	30.902	31.722	247.5	
14	5'56.083 P	26.234	15.519	31.526	4'42.804	244.1	
15	1'54.195	33.869	15.807	32.252	32.267	242.3	
16	1'43.725	25.940	15.370	30.625	31.790	242.6	
17	1'43.353	25.485	15.334	30.790	31.744	244.8	
18	1'43.977	25.786	15.372	30.841	31.978	246.2	
19	1'43.710	25.637	15.429	30.795	31.849	244.2	
20	1'43.793	25.779	15.359	30.848	31.807	244.5	
21	1'43.721	25.718	15.385	30.871	31.747	245.0	

7th		40	Alex RINS	Paginas Amarillas HP			SPA
		Runs=3	Total laps=19	Full laps=14			
1	2'50.390	1'27.833	16.011	32.306	34.240	243.4	
2	1'44.608	25.923	15.393	31.055	32.237	246.4	
3	1'44.310	25.894	15.449	30.927	32.040	244.5	
4	1'44.326	25.829	15.495	30.875	32.127	243.9	
5	1'44.123	25.852	15.385	30.840	32.046	245.2	
6	1'44.171	25.918	15.445	30.858	31.950	244.6	
7	5'57.813 P	25.834	16.606	33.230	4'42.143	199.4	
8	1'53.159	32.253	16.175	32.544	32.187	206.6	
9	1'44.305	25.868	15.432	30.976	32.029	243.4	
10	1'43.549	25.717	15.336	30.734	31.762	244.2	
11	1'43.625	25.680	15.329	30.766	31.850	246.4	
12	2'54.592	1'27.867	16.854	31.930	37.941	240.2	
13	8'30.645 P	26.102	15.484	33.203	7'15.856	241.5	
14	1'53.582	32.892	16.409	32.072	32.209	209.5	
15	1'43.639	25.848	15.382	30.742	31.667	242.3	
16	1'43.289	25.634	15.339	30.588	31.728	244.8	
17	1'43.257	25.579	15.368	30.654	31.656	244.5	
18	1'43.338	25.704	15.333	30.565	31.736	245.0	
19	1'43.469	25.749	15.349	30.720	31.651	245.1	

10th		94	Jonas FOLGER	AGR Team			GER
		Runs=2	Total laps=20	Full laps=17			
1	3'15.100	1'53.573	16.553	32.059	32.915	234.1	
2	1'45.025	26.058	15.592	31.081	32.294	239.7	
3	1'44.536	25.929	15.520	31.005	32.082	239.7	
4	1'44.377	26.003	15.498	30.805	32.071	240.1	
5	1'44.192	25.876	15.537	30.820	31.959	239.9	
6	1'44.374	25.892	15.623	30.793	32.066	240.0	
7	1'50.641	28.441	16.884	32.003	33.313	209.1	
8	1'44.051	25.964	15.489	30.704	31.894	240.5	
9	1'44.163	25.815	15.542	30.785	32.021	239.2	
10	10'16.485 P	29.073	15.795	32.160	8'59.457	234.3	
11	2'00.553	38.314	15.922	32.657	33.660	237.1	
12	1'44.950	26.241	15.612	31.008	32.089	238.6	
13	1'43.929	25.836	15.459	30.824	31.810	239.5	
14	1'43.529	25.779	15.434	30.609	31.707	239.6	
15	1'56.325	25.871	15.488	30.703	44.263	239.7	
16	1'49.698	29.074	15.664	31.682	33.278	239.7	
17	1'49.690	26.313	17.799	33.547	32.031	151.5	
18	1'43.885	25.719	15.504	30.760	31.902	240.2	
19	1'43.377	25.732	15.353	30.581	31.711	241.4	
20	1'43.386	25.686	15.425	30.612	31.663	240.8	

8th		22	Sam LOWES	Speed Up Racing			GBR
		Runs=3	Total laps=19	Full laps=13			
1	2'25.337	1'03.401	15.903	33.097	32.936	241.3	
2	1'44.241	25.967	15.492	30.960	31.822	244.4	
3	1'43.654	25.747	15.329	30.870	31.708	244.7	
4	1'56.447	25.720	15.233	39.276	36.218	242.2	
5	1'43.444	25.626	15.501	30.693	31.624	244.3	
6	5'55.431 P	27.549	15.731	32.260	4'39.891	240.2	
7	1'50.080	31.661	15.523	30.995	31.901	244.1	
8	1'43.793	25.732	15.360	30.751	31.950	243.9	
9	8'10.346 P	27.550	18.094	32.811	6'51.891	220.4	
10	2'10.566	47.210	16.506	31.665	35.185	241.7	

11th		11	Sandro CORTESE	Dynavolt Intact GP			GER
		Runs=3	Total laps=17	Full laps=12			
1	2'10.206	49.867	15.742	31.820	32.777	241.8	
2	1'46.729	26.999	15.679	31.436	32.615	248.6	
3	1'44.463	26.191	15.455	30.947	31.870	242.0	
4	1'47.738	25.911	15.389	31.795	34.643	238.8	

Fastest Lap: Johann ZARCO Ajo Motorsport FRA 1'42.875 25.483 15.315 30.416 31.661

These data/results cannot be reproduced, stored and/or transmitted in whole or in part by any manner of electronic, mechanical, photocopying, recording, broadcasting or otherwise now known or herein after developed without the previous express consent by the copyright owner, except for reproduction in daily press and regular printed publications on sale to the public within 60 days of the event related to those data/results and always provided that copyright symbol appears together as follows below.
© DORNA, 2015



Free Practice Nr. 3

Moto2

Lap	Lap Time	T1	T2	T3	T4	Speed	Lap	Lap Time	T1	T2	T3	T4	Speed
5	1'44.456	26.135	15.392	30.861	32.068	246.1	1	2'41.258	1'19.702	16.540	32.241	32.775	235.8
6	10'41.910 P	30.312	15.767	32.167	9'23.664	244.2	2	1'45.552	26.140	15.714	31.298	32.400	241.3
7	1'53.016	32.534	15.973	31.598	32.911	238.4	3	1'44.927	25.972	15.601	31.059	32.295	242.8
8	1'44.051	26.033	15.408	30.761	31.849	241.7	4	1'44.902	25.918	15.611	30.895	32.478	242.0
9	1'44.206	25.883	15.433	30.982	31.908	241.4	5	4'14.226 P	29.015	16.813	33.779	2'54.619	229.3
10	8'44.013 P	28.253	16.679	34.722	7'24.359	216.1	6	1'58.714	31.662	16.665	35.356	35.031	223.0
11	1'59.373	33.313	16.284	37.216	32.560	238.0	7	1'44.529	25.990	15.607	30.830	32.102	241.4
12	1'43.801	26.092	15.350	30.787	31.572	240.9	8	1'43.714	25.701	15.476	30.612	31.925	242.6
13	1'43.496	25.944	15.288	30.665	31.599	243.2	9	1'43.838	25.708	15.415	30.718	31.997	245.0
14	1'43.733	25.951	15.346	30.732	31.704	244.2	10	1'43.884	25.729	15.438	30.721	31.996	244.3
15	1'43.445	25.796	15.353	30.696	31.600	242.2	11	1'44.242	25.970	15.541	30.788	31.943	242.9
16	1'43.650	25.922	15.373	30.693	31.662	243.8	12	5'05.770 P	25.942	15.502	31.489	3'52.837	243.9
17	1'43.459	25.784	15.323	30.732	31.620	244.5	13	1'58.356	32.268	16.203	31.579	38.306	231.5

12th 7 Lorenzo BALDASS Athina Forward Racin ITA
Runs=2 Total laps=22 Full laps=19

1	2'22.384	59.359	16.865	33.102	33.058	229.0
2	1'44.933	26.099	15.429	31.119	32.286	244.2
3	1'44.423	25.884	15.416	31.043	32.080	245.6
4	1'44.373	25.855	15.457	30.929	32.132	240.8
5	1'44.230	25.827	15.425	30.865	32.113	242.2
6	1'44.029	25.661	15.376	30.855	32.137	242.5
7	1'44.720	25.748	15.450	30.913	32.609	243.0
8	1'45.490	26.251	15.582	31.293	32.364	240.2
9	1'44.308	25.771	15.518	30.807	32.212	241.7
10	1'44.060	25.755	15.369	30.841	32.095	241.6
11	1'44.152	25.726	15.424	30.848	32.154	240.4
12	1'43.862	25.805	15.395	30.744	31.918	242.5
13	8'53.113 P	27.352	15.960	32.081	7'37.720	239.3
14	1'51.565	31.547	16.100	31.519	32.399	237.2
15	1'43.521	25.671	15.440	30.570	31.840	239.5
16	1'43.550	25.670	15.385	30.664	31.831	240.7
17	1'43.933	25.719	15.451	30.781	31.982	241.8
18	1'44.056	25.926	15.544	30.702	31.884	239.6
19	1'44.009	25.816	15.492	30.680	32.021	240.9
20	2'06.590	27.742	22.582	39.803	36.463	99.1
21	1'44.127	25.866	15.412	30.801	32.048	241.8
22	1'43.812	25.737	15.406	30.701	31.968	241.8

13th 23 Marcel SCHROTTE Tech 3 GER
Runs=3 Total laps=19 Full laps=14

1	2'28.022	1'06.769	16.071	32.337	32.845	238.4
2	1'45.118	26.121	15.565	31.063	32.369	242.1
3	1'44.393	25.910	15.484	30.899	32.100	244.5
4	1'44.120	25.817	15.494	30.673	32.136	245.0
5	1'44.509	25.941	15.514	30.859	32.195	245.3
6	1'44.190	25.871	15.489	30.712	32.118	244.5
7	9'02.554 P	28.399	15.785	31.679	7'46.691	237.6
8	1'58.438	36.715	16.456	32.637	32.630	234.6
9	1'45.161	26.088	15.872	31.002	32.199	237.4
10	1'44.543	25.982	15.668	30.698	32.195	240.2
11	1'45.946	25.814	15.493	31.085	33.554	243.8
12	1'44.896	25.994	15.580	30.838	32.484	242.4
13	1'44.473	26.010	15.582	30.815	32.066	240.1
14	1'44.422	25.887	15.646	30.831	32.058	241.5
15	6'36.691 P	27.994	15.948	31.876	5'20.873	236.8
16	1'54.492	32.530	16.650	33.096	32.216	208.7
17	1'44.107	25.752	15.512	30.721	32.122	240.0
18	1'43.939	25.742	15.481	30.739	31.977	241.3
19	1'43.617	25.765	15.443	30.522	31.887	239.2

14th 95 Anthony WEST QMMF Racing Team AUS
Runs=4 Total laps=20 Full laps=12

15th 55 Hafizh SYHRIN Petronas Raceline Ma MAL
Runs=3 Total laps=17 Full laps=12

1	2'23.236	1'01.248	16.441	32.625	32.922	239.2
2	1'45.375	26.215	15.612	31.102	32.446	242.3
3	1'44.565	25.914	15.479	30.940	32.232	243.9
4	1'49.114	26.047	15.396	32.514	35.157	246.0
5	1'44.776	26.146	15.407	31.027	32.196	244.9
6	1'44.485	25.999	15.475	30.996	32.015	244.8
7	8'11.025 P	29.866	16.577	36.028	6'48.554	231.7
8	2'06.836	35.204	16.492	38.178	36.962	230.1
9	1'44.320	26.160	15.590	30.629	31.941	239.2
10	1'43.727	25.754	15.485	30.605	31.883	242.0
11	9'29.256 P	29.758	16.455	32.580	8'10.463	227.7
12	2'13.840	35.069	16.660	33.784	48.327	237.7
13	1'49.091	26.226	15.487	32.976	34.402	240.9
14	1'52.923	28.650	18.269	33.641	32.363	222.7
15	1'45.653	25.843	15.437	31.003	33.370	244.6
16	1'49.084	28.459	16.332	31.354	32.939	232.4
17	1'43.966	25.811	15.494	30.661	32.000	242.3

16th 30 Takaaki NAKAGAMI IDEMITSU Honda Tea JPN
Runs=3 Total laps=19 Full laps=14

1	2'29.362	1'08.514	16.079	32.131	32.638	240.1
2	1'45.370	26.278	15.410	31.323	32.359	245.6
3	1'44.363	25.881	15.330	31.098	32.054	246.1
4	1'44.403	25.951	15.399	30.980	32.073	244.0
5	1'44.372	26.020	15.394	30.925	32.033	246.6
6	4'56.190 P	26.748	16.313	31.978	3'41.151	240.2
7	1'51.439	32.020	15.698	31.390	32.331	241.3
8	1'44.563	25.850	15.542	30.969	32.202	242.3
9	1'44.242	25.862	15.454	30.820	32.106	242.9
10	1'44.379	25.846	15.422	31.024	32.087	243.7
11	1'44.048	25.743	15.529	30.826	31.950	241.6
12	1'44.104	25.787	15.525	30.747	32.045	242.6
13	9'28.510 P	28.085	16.024	31.881	8'12.520	240.7
14	1'50.820	31.507	15.800	31.365	32.148	237.3
15	1'51.267	25.862	15.575	37.694	32.136	241.4
16	1'43.921	25.759	15.447	30.878	31.837	243.2
17	1'44.688	25.901	15.472	30.852	32.463	243.3
18	1'43.945	25.848	15.515	30.763	31.819	243.7
19	1'43.833	25.674	15.450	30.787	31.922	243.6

Fastest Lap: Johann ZARCO Ajo Motorsport FRA 1'42.875 25.483 15.315 30.416 31.661

These data/results cannot be reproduced, stored and/or transmitted in whole or in part by any manner of electronic, mechanical, photocopying, recording, broadcasting or otherwise now known or herein after developed without the previous express consent by the copyright owner, except for reproduction in daily press and regular printed publications on sale to the public within 60 days of the event related to those data/results and always provided that copyright symbol appears together as follows below.
© DORNA, 2015



Free Practice Nr. 3

Moto2

Lap	Lap Time	T1	T2	T3	T4	Speed	Lap	Lap Time	T1	T2	T3	T4	Speed	
17th	21	Franco MORBIDEL Italtrans Racing Team ITA					18	1'45.294	26.228	15.506	31.212	32.348	243.0	
		Runs=3 Total laps=18 Full laps=13					19	1'43.950	25.827	15.504	30.721	31.898	237.6	
1	2'22.637	1'01.356	16.050	32.235	32.996	242.5	20th	77	Dominique AEGER Technomag Racing In SWI					
2	1'45.374	26.244	15.576	31.156	32.398	243.2			Runs=3 Total laps=18 Full laps=13					
3	1'44.845	26.038	15.550	30.967	32.290	242.3	1	1'57.624	36.785	15.895	32.126	32.818	241.3	
4	1'44.573	25.844	15.499	30.997	32.233	242.0	2	1'45.159	26.250	15.636	31.129	32.144	244.0	
5	1'44.215	25.773	15.487	30.858	32.097	241.6	3	1'44.713	26.001	15.609	30.984	32.119	248.2	
6	7'57.292 P	25.769	15.554	33.017	6'42.952	241.2	4	1'44.360	25.735	15.567	30.897	32.161	243.6	
7	1'50.915	31.227	15.767	31.471	32.450	238.0	5	1'44.695	25.864	15.619	30.885	32.327	243.4	
8	1'44.497	25.907	15.610	30.884	32.096	238.0	6	1'44.674	25.943	15.642	30.852	32.237	243.7	
9	1'44.000	25.770	15.491	30.730	32.009	238.5	7	1'44.895	25.959	15.596	30.908	32.432	244.5	
10	2'04.358	25.710	15.558	30.642	52.448	239.3	8	8'10.895 P	26.703	15.820	31.749	6'56.623	244.6	
11	8'02.564 P	29.194	16.630	35.575	6'41.165	236.6	9	1'50.246	30.432	15.791	31.311	32.712	240.1	
12	1'51.273	32.193	15.838	31.124	32.118	237.8	10	1'45.366	26.032	15.750	31.048	32.536	240.2	
13	1'44.365	25.925	15.555	30.824	32.061	240.0	11	1'45.082	26.009	15.714	31.029	32.330	242.2	
14	1'44.022	25.718	15.606	30.706	31.992	239.6	12	1'44.794	25.920	15.645	30.918	32.311	242.9	
15	1'44.708	25.784	15.460	31.189	32.275	241.9	13	8'50.680 P	26.115	15.841	31.778	7'36.946	241.1	
16	1'43.864	25.700	15.492	30.726	31.946	240.4	14	1'53.631	31.882	16.046	31.333	34.370	240.7	
17	1'43.912	25.622	15.624	30.668	31.998	240.6	15	1'43.967	25.880	15.545	30.618	31.924	243.1	
18	1'43.879	25.663	15.538	30.639	32.039	240.6	16	1'44.249	25.786	15.547	30.816	32.100	242.8	
18th	73	Alex MARQUEZ EG 0,0 Marc VDS SPA					17	1'44.069	25.790	15.571	30.681	32.027	242.8	
		Runs=3 Total laps=20 Full laps=15					18	1'44.085	25.704	15.550	30.718	32.113	244.5	
1	2'00.408	39.232	15.967	32.366	32.843	239.3	21st	36	Mika KALLIO Italtrans Racing Team FIN					
2	1'45.113	26.179	15.542	31.324	32.068	243.4			Runs=3 Total laps=18 Full laps=13					
3	1'44.252	25.759	15.396	30.945	32.152	247.0	1	2'10.095	48.985	16.098	31.895	33.117	240.4	
4	1'44.089	25.632	15.411	30.990	32.056	243.8	2	1'46.111	26.758	15.828	31.127	32.398	244.0	
5	1'43.997	25.748	15.450	30.878	31.921	243.5	3	1'44.738	26.077	15.564	30.792	32.305	242.0	
6	1'43.874	25.772	15.398	30.752	31.952	244.2	4	1'44.662	25.917	15.615	30.875	32.255	241.3	
7	1'44.521	25.629	15.447	31.030	32.415	245.3	5	1'44.783	25.887	15.580	30.955	32.361	241.1	
8	6'44.383 P	26.382	15.672	31.683	5'30.646	242.8	6	1'44.753	25.934	15.682	30.812	32.325	240.6	
9	1'57.507	32.853	16.071	34.254	34.329	239.3	7	7'18.151 P	27.582	15.921	31.568	6'03.080	237.7	
10	1'44.552	26.114	15.544	30.951	31.943	241.5	8	1'51.840	31.772	15.955	31.428	32.685	234.9	
11	1'44.769	25.869	15.498	30.942	32.460	243.0	9	1'45.027	26.042	15.763	30.949	32.273	238.7	
12	1'45.921	27.304	15.527	30.965	32.125	242.6	10	1'44.880	26.044	15.667	30.881	32.288	240.4	
13	1'44.220	25.873	15.463	30.815	32.069	243.1	11	9'41.866 P	27.162	15.781	31.491	8'27.432	239.5	
14	6'22.783 P	27.887	15.694	31.478	5'07.724	242.9	12	1'56.901	35.252	16.282	32.324	33.043	234.9	
15	2'07.599	33.008	15.887	31.714	46.990	241.0	13	1'44.992	26.304	15.613	30.864	32.211	238.5	
16	1'44.815	26.233	15.656	30.825	32.101	240.3	14	1'43.996	25.777	15.461	30.640	32.118	241.1	
17	1'44.588	25.877	15.546	31.189	31.976	242.5	15	1'44.169	25.860	15.568	30.690	32.051	240.4	
18	1'43.936	25.751	15.470	30.844	31.871	243.5	16	1'44.240	25.924	15.564	30.768	31.984	240.9	
19	1'44.045	25.780	15.494	30.810	31.961	241.8	17	1'44.131	25.841	15.618	30.517	32.155	240.1	
20	1'50.592	30.551	15.978	31.640	32.423	242.2	18	1'44.356	25.996	15.594	30.622	32.144	240.9	
19th	19	Xavier SIMEON Federal Oil Gresini Mo BEL					22nd	25	Azlan SHAH IDEMITSU Honda Tea MAL					
		Runs=3 Total laps=19 Full laps=14							Runs=3 Total laps=22 Full laps=17					
1	2'21.919	1'01.131	16.006	32.305	32.477	239.7	1	2'12.597	51.253	15.686	33.133	32.525	240.5	
2	1'45.136	26.209	15.531	30.957	32.439	241.4	2	1'45.318	26.148	15.549	31.316	32.305	243.4	
3	1'44.414	26.003	15.471	30.803	32.137	242.4	3	1'44.626	26.146	15.428	31.056	31.996	243.5	
4	1'47.108	25.986	16.224	32.086	32.812	242.0	4	1'44.450	25.936	15.445	30.952	32.117	241.7	
5	1'44.688	26.164	15.494	30.881	32.149	240.4	5	1'44.237	25.914	15.427	30.812	32.084	241.6	
6	1'44.176	25.953	15.450	30.746	32.027	242.4	6	1'44.204	26.002	15.454	30.746	32.002	242.5	
7	1'44.422	25.964	15.533	30.780	32.145	242.5	7	4'58.551 P	27.861	15.857	31.738	3'43.095	239.5	
8	9'11.676 P	27.595	15.820	32.058	7'56.203	237.4	8	2'00.732	39.133	17.355	31.688	32.556	227.1	
9	1'51.607	32.134	15.979	31.344	32.150	234.4	9	1'45.707	26.338	15.658	31.346	32.365	239.2	
10	1'44.321	25.991	15.523	30.680	32.127	239.9	10	1'49.598	30.545	15.447	31.125	32.481	241.9	
11	1'44.050	25.906	15.485	30.641	32.018	240.9	11	1'44.900	26.241	15.508	31.042	32.109	241.4	
12	1'44.032	25.889	15.480	30.734	31.929	239.2	12	1'44.931	26.018	15.772	30.925	32.216	240.8	
13	6'05.571 P	27.396	15.920	31.744	4'50.511	234.3	13	5'10.393 P	28.012	16.073	31.666	3'54.642	235.3	
14	1'50.643	31.983	15.574	31.025	32.061	239.7	14	2'00.758	40.170	16.128	31.808	32.652	229.7	
15	1'44.092	25.947	15.448	30.781	31.916	240.3	15	1'45.671	26.309	15.789	31.437	32.136	237.6	
16	1'44.003	25.890	15.476	30.688	31.949	240.9	16	1'45.033	26.144	15.666	31.045	32.178	239.0	
17	1'44.025	25.853	15.441	30.771	31.960	242.5								

Fastest Lap: Johann ZARCO Ajo Motorsport FRA **1'42.875** 25.483 15.315 30.416 31.661

These data/results cannot be reproduced, stored and/or transmitted in whole or in part by any manner of electronic, mechanical, photocopying, recording, broadcasting or otherwise now known or herein after developed without the previous express consent by the copyright owner, except for reproduction in daily press and regular printed publications on sale to the public within 60 days of the event related to those data/results and always provided that copyright symbol appears together as follows below.
© DORNA, 2015



Free Practice Nr. 3

Moto2

Lap	Lap Time	T1	T2	T3	T4	Speed	Lap	Lap Time	T1	T2	T3	T4	Speed
17	1'44.856	26.098	15.597	31.037	32.124	239.5	6	1'45.311	26.284	15.632	31.117	32.278	241.4
18	1'45.036	26.431	15.535	31.009	32.061	240.2	7	1'45.217	26.238	15.500	31.191	32.288	243.8
19	1'44.562	26.077	15.501	30.929	32.055	241.3	8	9'08.047 P	29.398	15.689	33.126	7'49.834	241.0
20	2'03.233	26.789	18.558	44.545	33.341	198.4	9	1'53.532	30.577	16.040	32.025	34.890	237.5
21	1'51.260	26.421	17.915	33.777	33.147	208.3	10	1'44.527	25.892	15.556	30.959	32.120	241.1
22	1'45.935	26.313	15.738	31.353	32.531	239.8	11	1'48.887	26.005	15.515	33.810	33.557	241.0
							12	1'44.686	26.159	15.554	30.974	31.999	242.5

23rd 88 Ricard CARDUS Tech 3 SPA
Runs=2 Total laps=21 Full laps=18

1	2'25.642	1'03.974	16.227	32.660	32.781	239.7
2	1'45.003	26.183	15.552	31.145	32.123	245.0
3	1'44.863	26.106	15.476	31.121	32.160	243.0
4	1'45.734	25.999	15.496	31.307	32.932	243.6
5	1'44.477	26.036	15.468	30.844	32.129	245.5
6	1'45.236	26.908	15.423	30.846	32.059	244.4
7	1'44.953	26.078	15.462	31.173	32.240	242.3
8	9'51.522 P	27.885	16.236	32.522	8'34.879	238.8
9	1'50.905	30.066	16.673	31.699	32.467	223.9
10	1'45.614	27.011	15.592	31.012	31.999	242.5
11	1'44.274	25.921	15.476	30.858	32.019	243.1
12	1'45.109	25.946	15.637	31.183	32.343	239.6
13	1'46.958	27.393	15.743	31.105	32.717	240.4
14	1'44.379	26.062	15.548	30.799	31.970	243.0
15	1'44.671	25.864	15.529	30.981	32.297	242.6
16	1'49.701	28.815	15.808	31.253	33.825	241.0
17	1'44.554	26.065	15.559	30.835	32.095	243.6
18	1'44.672	25.948	15.571	30.989	32.164	242.9
19	1'44.931	25.987	15.550	31.159	32.235	242.4
20	1'55.488	31.700	17.418	33.054	33.316	234.8
21	1'45.656	26.298	15.697	31.174	32.487	240.5

24th 57 Edgar PONS Paginas Amarillas HP SPA
Runs=3 Total laps=22 Full laps=17

1	2'49.070	1'26.618	16.531	32.539	33.382	238.2
2	1'46.421	26.419	15.770	31.703	32.529	243.5
3	1'46.263	26.547	15.724	31.300	32.692	243.5
4	1'45.748	26.104	15.765	31.199	32.680	241.6
5	1'45.470	26.088	15.692	31.080	32.610	242.8
6	4'42.511 P	26.749	15.775	31.360	3'28.627	242.2
7	1'53.195	33.535	16.015	31.209	32.436	239.4
8	1'44.404	25.893	15.499	30.691	32.321	243.1
9	1'45.083	25.982	15.658	31.013	32.430	239.9
10	1'44.830	25.952	15.608	30.921	32.349	241.6
11	1'52.436	28.916	16.634	34.390	32.496	229.2
12	1'45.263	26.109	15.622	31.128	32.404	241.6
13	1'49.622	26.694	15.892	33.639	33.397	232.3
14	1'45.258	26.096	15.656	31.123	32.383	241.3
15	4'49.598 P	27.095	15.741	32.504	3'34.258	239.7
16	1'59.722	40.676	15.862	30.919	32.265	242.1
17	1'44.427	26.030	15.510	30.737	32.150	241.7
18	1'44.600	25.893	15.592	30.906	32.209	241.9
19	1'44.452	25.902	15.540	30.863	32.147	243.0
20	1'44.712	25.918	15.687	30.870	32.237	240.5
21	1'44.900	26.037	15.640	30.978	32.245	240.7
22	1'44.694	26.011	15.614	30.913	32.156	240.5

25th 96 Louis ROSSI Tasca Racing Scuderi FRA
Runs=3 Total laps=12 Full laps=7

1	2'12.421	51.897	15.877	31.968	32.679	240.2
2	1'45.001	26.061	15.574	31.254	32.112	243.5
3	1'44.429	26.007	15.455	30.989	31.978	244.1
4	18'18.783 P	25.887	15.461	30.898	17'06.537	243.9
5	1'49.522	29.595	16.090	31.357	32.480	236.6

26th 4 Randy KRUMMENA JIR Racing Team SWI
Runs=4 Total laps=16 Full laps=9

1	2'38.066	1'16.646	16.048	32.547	32.825	237.9
2	1'45.042	25.939	15.408	31.283	32.412	242.9
3	12'14.048 P	28.098	16.242	57.425	10'32.283	224.4
4	1'55.413	34.034	16.274	31.667	33.438	236.9
5	1'45.033	25.998	15.585	31.072	32.378	237.3
6	1'44.775	25.920	15.573	30.956	32.326	238.3
7	1'44.703	25.781	15.544	30.807	32.571	238.9
8	1'44.443	25.916	15.534	30.786	32.207	239.1
9	5'06.508 P	28.390	16.002	31.983	3'50.133	235.5
10	1'56.800	33.066	17.012	32.266	34.456	230.3
11	1'48.579	27.487	16.258	32.243	32.591	227.8
12	1'45.593	26.867	15.569	31.203	31.954	239.2
13	1'44.503	25.924	15.546	30.892	32.141	238.6
14	1'44.798	26.055	15.516	30.961	32.266	239.2
15	4'09.409 P	26.653	15.693	32.505	2'54.558	237.6
16	1'51.257	31.261	15.714	31.285	32.997	238.2

27th 2 Jesko RAFFIN sports-millions-EMWE SWI
Runs=2 Total laps=23 Full laps=20

1	2'29.146	1'06.997	16.103	32.571	33.475	241.2
2	1'46.474	26.687	15.616	31.531	32.640	244.8
3	1'45.516	26.353	15.581	31.169	32.413	242.3
4	1'45.692	26.089	15.584	31.178	32.841	241.7
5	1'46.591	26.368	15.662	31.384	33.177	241.2
6	1'46.887	26.739	15.778	31.458	32.912	241.0
7	1'47.678	26.343	15.680	31.909	33.746	242.4
8	1'46.080	26.241	15.687	31.408	32.744	240.4
9	1'46.116	26.145	15.678	31.605	32.688	240.2
10	1'45.910	26.266	15.752	31.348	32.544	240.2
11	1'52.776	27.847	16.804	35.338	32.787	193.8
12	1'45.634	26.195	15.717	31.167	32.555	240.2
13	1'46.459	26.185	15.755	31.530	32.989	240.5
14	1'48.636	26.257	16.042	32.980	33.357	238.8
15	1'47.479	26.397	15.745	31.500	33.837	240.9
16	1'45.980	26.372	15.733	31.210	32.665	242.0
17	6'05.088 P	28.412	15.914	32.052	4'48.710	239.9
18	1'54.085	32.491	16.240	32.149	33.205	236.2
19	1'47.357	26.827	16.105	31.578	32.847	237.4
20	1'46.442	26.442	15.867	31.407	32.726	239.0
21	1'50.145	28.051	16.564	32.442	33.088	234.9
22	1'46.448	26.370	15.850	31.479	32.749	238.6
23	1'46.421	26.370	15.836	31.446	32.769	239.1

28th 66 Florian ALT Octo Iodaracing Team GER
Runs=3 Total laps=20 Full laps=15

1	1'56.159	35.005	16.425	32.107	32.622	236.5
2	1'46.072	26.336	15.730	31.492	32.514	241.8
3	1'45.579	26.442	15.680	31.246	32.211	241.8
4	1'46.108	26.286	15.894	31.510	32.418	240.5
5	1'45.724	26.135	15.715	31.392	32.482	241.4
6	1'45.669	26.139	15.821	31.386	32.323	241.2
7	6'35.445 P	28.226	16.658	33.724	5'16.837	226.0
8	2'03.192	30.611	16.025	40.677	35.879	238.9

Fastest Lap: Johann ZARCO Ajo Motorsport FRA 1'42.875 25.483 15.315 30.416 31.661

These data/results cannot be reproduced, stored and/or transmitted in whole or in part by any manner of electronic, mechanical, photocopying, recording, broadcasting or otherwise now known or herein after developed without the previous express consent by the copyright owner, except for reproduction in daily press and regular printed publications on sale to the public within 60 days of the event related to those data/results and always provided that copyright symbol appears together as follows below.
© DORNA, 2015



Free Practice Nr. 3

Moto2

Lap	Lap Time	T1	T2	T3	T4	Speed	Lap	Lap Time	T1	T2	T3	T4	Speed
9	1'47.984	26.467	15.803	32.367	33.347	239.6	6	1'46.718	26.435	15.844	31.544	32.895	241.2
10	1'45.589	26.251	15.678	31.285	32.375	242.2	7	1'46.197	26.470	15.810	31.246	32.671	240.6
11	1'46.590	26.590	15.897	31.632	32.471	239.0	8	1'46.758	26.527	15.815	31.456	32.960	240.8
12	6'23.789 P	26.417	15.920	33.862	5'07.590	238.2	9	1'46.365	26.315	15.878	31.171	33.001	240.6
13	1'55.609	31.240	16.439	32.692	35.238	199.3	10	5'45.313 P	27.765	18.647	33.832	4'25.069	133.9
14	2'07.144	26.369	15.942	32.373	52.460	237.6	11	2'03.625	40.914	16.710	32.601	33.400	236.6
15	1'46.050	26.414	15.825	31.504	32.307	237.2	12	1'46.147	26.523	15.728	31.244	32.652	239.7
16	1'46.383	26.379	15.842	31.569	32.593	237.4	unfinished		26.141	15.669			240.4
17	1'45.944	26.358	15.818	31.306	32.462	242.8							
18	1'46.131	26.349	15.831	31.301	32.650	239.5							
19	1'46.072	26.372	15.847	31.287	32.566	237.9							
20	1'45.899	26.200	15.723	31.476	32.500	240.4							

29th 10 Thitipong WAROKO APH PTT The Pizza S THA

Runs=2 Total laps=22 Full laps=19

1	2'09.405	44.865	16.845	33.572	34.123	235.8
2	1'48.333	27.301	15.942	31.997	33.093	241.6
3	1'46.541	26.805	15.593	31.508	32.635	242.2
4	1'46.302	26.481	15.735	31.420	32.666	240.7
5	1'46.048	26.438	15.670	31.394	32.546	241.0
6	1'46.224	26.535	15.727	31.353	32.609	240.6
7	1'46.110	26.331	15.733	31.363	32.683	240.6
8	1'52.151	29.433	16.007	31.808	34.903	237.9
9	1'46.184	26.413	15.708	31.401	32.662	239.5
10	7'10.797 P	26.677	16.204	32.891	5'55.025	198.2
11	2'01.885	38.786	16.348	32.567	34.184	235.0
12	1'47.042	26.484	15.588	31.637	33.333	241.7
13	1'46.268	26.623	15.620	31.280	32.745	243.9
14	1'46.354	27.143	15.612	31.239	32.360	240.0
15	1'46.299	26.635	15.801	31.332	32.531	238.4
16	1'46.310	26.743	15.825	31.256	32.486	237.3
17	1'45.649	26.184	15.635	31.356	32.474	239.0
18	1'45.856	26.202	15.700	31.374	32.580	239.3
19	1'45.769	26.241	15.776	31.331	32.421	237.8
20	1'46.140	26.532	15.650	31.323	32.635	240.7
21	1'46.495	26.924	15.729	31.321	32.521	240.4
22	1'45.775	26.176	15.768	31.265	32.566	239.4

30th 51 Zaqhwan ZAIDI JPMoto Malaysia MAL

Runs=3 Total laps=15 Full laps=10

1	2'09.828	45.117	16.969	33.565	34.177	239.4
2	13'51.587 P	27.243	15.765	52.868	12'15.711	246.7
3	1'54.683	33.040	16.181	32.297	33.165	239.9
4	1'47.036	26.573	15.833	31.645	32.985	239.2
5	1'46.551	26.418	15.716	31.501	32.916	239.8
6	1'47.008	26.519	15.709	31.917	32.863	243.9
7	1'47.167	26.692	15.912	31.677	32.886	239.1
8	1'46.831	26.588	15.912	31.462	32.869	240.1
9	1'47.016	26.549	15.911	31.404	33.152	238.6
10	6'48.390 P	28.186	16.139	32.613	5'31.452	238.4
11	2'05.833	33.758	16.308	42.549	33.218	235.7
12	1'46.494	26.627	15.757	31.379	32.731	240.2
13	1'46.084	26.214	15.690	31.428	32.752	240.7
14	2'33.383	26.240	15.758	1'13.882	37.503	239.0
15	1'46.865	26.610	15.843	31.683	32.729	239.1

31st 70 Robin MULHAUSER Technomag Racing In SWI

Runs=3 Total laps=13 Full laps=7

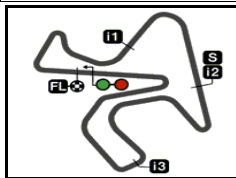
1	1'57.788	36.035	16.117	32.471	33.165	240.2
2	1'46.780	26.478	15.765	31.766	32.771	242.8
3	1'46.265	26.318	15.752	31.548	32.647	243.0
4	4'08.727 P	26.237	15.699	31.440	2'55.351	242.4
5	2'01.584	36.285	16.332	32.489	36.478	236.4

Fastest Lap: Johann ZARCO Ajo Motorsport FRA 1'42.875 25.483 15.315 30.416 31.661

These data/results cannot be reproduced, stored and/or transmitted in whole or in part by any manner of electronic, mechanical, photocopying, recording, broadcasting or otherwise now known or herein after developed without the previous express consent by the copyright owner, except for reproduction in daily press and regular printed publications on sale to the public within 60 days of the event related to those data/results and always provided that copyright symbol appears together as follows below.
© DORNA, 2015



Circuito de Jerez



4423 m.

Results and timing service provided by TISSOT

Moto2

GRAN PREMIO bwin DE ESPAÑA

Free Practice Nr. 3

Best Partial Times

IT Ideal Lap Time, sum of the best partial times

BT Best Lap Time


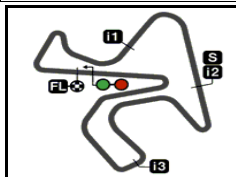
T1		T2		T3		T4				IT		BT	
Pos	Rider	Time	Rider	Time	Rider	Time	Rider	Time	Pos	Rider	IT	BT	
1	J.ZARCO	25.483	T.RABAT	15.214	J.SIMON	30.381	S.LOWES	31.509	1	J.ZARCO	1'42.875	1'42.875	(1)
2	L.SALOM	25.485	S.LOWES	15.233	S.CORSI	30.402	S.CORTESE	31.572	2	S.LOWES	1'42.908	1'43.286	(8)
3	A.PONS	25.497	T.LUTHI	15.267	J.ZARCO	30.416	A.RINS	31.651	3	T.RABAT	1'42.954	1'43.096	(3)
4	J.SIMON	25.532	S.CORTESE	15.288	A.PONS	30.471	T.LUTHI	31.654	4	J.SIMON	1'42.995	1'43.160	(4)
5	T.RABAT	25.561	L.SALOM	15.302	T.LUTHI	30.493	J.ZARCO	31.661	5	T.LUTHI	1'43.015	1'43.084	(2)
6	S.CORSI	25.562	J.SIMON	15.312	T.RABAT	30.511	J.FOLGER	31.663	6	S.CORSI	1'43.030	1'43.163	(5)
7	A.RINS	25.579	J.ZARCO	15.315	M.KALLIO	30.517	T.RABAT	31.668	7	A.PONS	1'43.075	1'43.176	(6)
8	T.LUTHI	25.601	A.RINS	15.329	M.SCHROTTER	30.522	S.CORSI	31.678	8	A.RINS	1'43.124	1'43.257	(7)
9	S.LOWES	25.621	T.NAKAGAMI	15.330	S.LOWES	30.545	L.SALOM	31.722	9	L.SALOM	1'43.134	1'43.353	(9)
10	F.MORBIDELLI	25.622	J.FOLGER	15.353	A.WEST	30.557	A.PONS	31.737	10	J.FOLGER	1'43.283	1'43.377	(10)
11	A.MARQUEZ	25.629	L.BALDASSARRI	15.369	A.RINS	30.565	J.SIMON	31.770	11	S.CORTESE	1'43.309	1'43.445	(11)
12	A.WEST	25.641	A.PONS	15.370	L.BALDASSARRI	30.570	T.NAKAGAMI	31.819	12	L.BALDASSARRI	1'43.431	1'43.521	(12)
13	L.BALDASSARRI	25.661	A.WEST	15.376	J.FOLGER	30.581	L.BALDASSARRI	31.831	13	A.WEST	1'43.454	1'43.641	(14)
14	T.NAKAGAMI	25.674	S.CORSI	15.388	H.SYHRIN	30.605	A.MARQUEZ	31.871	14	T.NAKAGAMI	1'43.570	1'43.833	(16)
15	J.FOLGER	25.686	H.SYHRIN	15.396	D.AEGERTER	30.618	A.WEST	31.880	15	M.SCHROTTE	1'43.594	1'43.617	(13)
16	D.AEGERTER	25.704	A.MARQUEZ	15.396	L.SALOM	30.625	H.SYHRIN	31.883	16	H.SYHRIN	1'43.638	1'43.727	(15)
17	M.SCHROTTER	25.742	R.KRUMMENAC	15.408	F.MORBIDELLI	30.639	M.SCHROTTER	31.887	17	A.MARQUEZ	1'43.648	1'43.874	(18)
18	H.SYHRIN	25.754	R.CARDUS	15.423	X.SIMEON	30.641	X.SIMEON	31.898	18	F.MORBIDELLI	1'43.667	1'43.864	(17)
19	M.KALLIO	25.777	A.SHAH	15.427	S.CORTESE	30.665	D.AEGERTER	31.924	19	M.KALLIO	1'43.739	1'43.996	(21)
20	R.KRUMMENAC	25.781	X.SIMEON	15.441	E.PONS	30.691	F.MORBIDELLI	31.946	20	D.AEGERTER	1'43.791	1'43.967	(20)
21	S.CORTESE	25.784	M.SCHROTTER	15.443	A.SHAH	30.746	R.KRUMMENAC	31.954	21	X.SIMEON	1'43.807	1'43.950	(19)
22	X.SIMEON	25.827	L.ROSSI	15.455	T.NAKAGAMI	30.747	R.CARDUS	31.970	22	R.KRUMMENAC	1'43.929	1'44.443	(26)
23	R.CARDUS	25.864	F.MORBIDELLI	15.460	A.MARQUEZ	30.752	L.ROSSI	31.978	23	R.CARDUS	1'44.056	1'44.274	(23)
24	L.ROSSI	25.887	M.KALLIO	15.461	R.KRUMMENAC	30.786	M.KALLIO	31.984	24	A.SHAH	1'44.083	1'44.204	(22)

These data/results cannot be reproduced, stored and/or transmitted in whole or in part by any manner of electronic, mechanical, photocopying, recording, broadcasting or otherwise now known or herein after developed without the previous express consent by the copyright owner, except for reproduction in daily press and regular printed publications on sale to the public within 60 days of the event related to those data/results and always provided that copyright symbol appears together as follows below.
© DORNA, 2015

Official MotoGP Timing by TISSOT
www.motogp.com



Circuito de Jerez

Results and timing service provided by  **TISSOT**

4423 m.

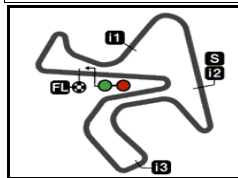
GRAN PREMIO bwin DE ESPAÑA**Free Practice Nr. 3****Best Partial Times****Moto2***IT* Ideal Lap Time, sum of the best partial times*BT* Best Lap Time

T1		T2		T3		T4				IT	BT	
<i>Pos</i>	<i>Rider</i>	<i>Time</i>	<i>Rider</i>	<i>Time</i>	<i>Rider</i>	<i>Time</i>	<i>Rider</i>	<i>Time</i>	<i>Pos</i>	<i>Rider</i>		
25	E.PONS	25.893	E.PONS	15.499	R.CARDUS	30.799	A.SHAH	31.996	25	L.ROSSI	1'44.218	1'44.429 (25)
26	A.SHAH	25.914	D.AEGERTER	15.545	L.ROSSI	30.898	E.PONS	32.147	26	E.PONS	1'44.230	1'44.404 (24)
27	J.RAFFIN	26.089	J.RAFFIN	15.581	J.RAFFIN	31.167	F.ALT	32.211	27	J.RAFFIN	1'45.250	1'45.516 (27)
28	F.ALT	26.135	T.WAROKORN	15.588	R.MULHAUSER	31.171	T.WAROKORN	32.360	28	F.ALT	1'45.270	1'45.579 (28)
29	R.MULHAUSER	26.141	R.MULHAUSER	15.669	T.WAROKORN	31.239	J.RAFFIN	32.413	29	T.WAROKORN	1'45.363	1'45.649 (29)
30	T.WAROKORN	26.176	F.ALT	15.678	F.ALT	31.246	R.MULHAUSER	32.647	30	R.MULHAUSE	1'45.628	1'46.147 (31)
31	Z.ZAIDI	26.214	Z.ZAIDI	15.690	Z.ZAIDI	31.379	Z.ZAIDI	32.729	31	Z.ZAIDI	1'46.012	1'46.084 (30)

These data/results cannot be reproduced, stored and/or transmitted in whole or in part by any manner of electronic, mechanical, photocopying, recording, broadcasting or otherwise now known or herein after developed without the previous express consent by the copyright owner, except for reproduction in daily press and regular printed publications on sale to the public within 60 days of the event related to those data/results and always provided that copyright symbol appears together as follows below.
© DORNA, 2015

Official MotoGP Timing by **TISSOT**
www.motogp.com





4423 m.

GRAN PREMIO bwin DE ESPAÑA

Free Practice Nr. 3

Fastest Laps Sequence

<i>Practice Time</i>	 <i>Rider</i>	<i>Nation</i>	<i>Motorcycle</i>	<i>Time</i>	<i>Km/h</i>	<i>Rider's Lap</i>
3'41.463	1 Tito RABAT	SPA	KALEX	1'45.450	150.9	2
3'42.123	39 Luis SALOM	SPA	KALEX	1'45.195	151.3	2
3'42.783	77 Dominique AEGERTER	SWI	KALEX	1'45.159	151.4	2
3'45.521	73 Alex MARQUEZ	SPA	KALEX	1'45.113	151.4	2
3'57.422	96 Louis ROSSI	FRA	TECH 3	1'45.001	151.6	2
4'07.317	7 Lorenzo BALDASSARRI	ITA	KALEX	1'44.933	151.7	2
4'09.578	22 Sam LOWES	GBR	SPEED UP	1'44.241	152.7	2
4'10.919	60 Julian SIMON	SPA	SPEED UP	1'44.219	152.7	2
5'39.221	12 Thomas LUTHI	SWI	KALEX	1'43.861	153.3	3
5'53.232	22 Sam LOWES	GBR	SPEED UP	1'43.654	153.6	3
9'06.693	12 Thomas LUTHI	SWI	KALEX	1'43.601	153.6	5
9'33.123	22 Sam LOWES	GBR	SPEED UP	1'43.444	153.9	5
27'31.003	1 Tito RABAT	SPA	KALEX	1'43.265	154.1	14
29'14.099	1 Tito RABAT	SPA	KALEX	1'43.096	154.4	15
40'18.541	12 Thomas LUTHI	SWI	KALEX	1'43.084	154.4	16
44'57.206	5 Johann ZARCO	FRA	KALEX	1'42.875	154.7	18

These data/results cannot be reproduced, stored and/or transmitted in whole or in part by any manner of electronic, mechanical, photocopying, recording, broadcasting or otherwise now known or herein after developed without the previous express consent by the copyright owner, except for reproduction in daily press and regular printed publications on sale to the public within 60 days of the event related to those data/results and always provided that copyright symbol appears together as follows below.

© DORNA, 2015

