

4005 m.

GP MOTUL DE LA COMUNITAT VALENCIANA

Free Practice Nr. 2

Classification

6

	Rider	Nation	Team	Motorcycle	Time	Lap	Total	Gap	Top Speed
1	7 Efren VAZQUEZ	SPA	Leopard Racing	HONDA	1'40.027	17	17		223.6
2	9 Jorge NAVARRO	SPA	Estrella Galicia 0,0	HONDA	1'40.061	19	19	0.034 0.034	225.0
3	33 Enea BASTIANINI	ITA	Gresini Racing Team Moto3	HONDA	1'40.104	13	14	0.077 0.043	226.1
4	44 Miguel OLIVEIRA	POR	Red Bull KTM Ajo	KTM	1'40.110	15	17	0.083 0.006	224.8
5	52 Danny KENT	GBR	Leopard Racing	HONDA	1'40.127	16	17	0.100 0.017	226.9
6	16 Andrea MIGNO	ITA	SKY Racing Team VR46	KTM	1'40.331	15	15	0.304 0.204	222.0
7	63 Zulfahmi KHAIRUDDIN	MAL	Drive M7 SIC	KTM	1'40.339	14	17	0.312 0.008	222.4
8	41 Brad BINDER	RSA	Red Bull KTM Ajo	KTM	1'40.376	15	17	0.349 0.037	221.6
9	84 Jakob KORNFEL	CZE	Drive M7 SIC	KTM	1'40.378	10	16	0.351 0.002	222.9
10	5 Romano FENATI	ITA	SKY Racing Team VR46	KTM	1'40.390	14	14	0.363 0.012	220.2
11	20 Fabio QUARTARARO	FRA	Estrella Galicia 0,0	HONDA	1'40.419	16	17	0.392 0.029	218.1
12	23 Niccolò ANTONELLI	ITA	Ongetta-Rivacold	HONDA	1'40.489	17	18	0.462 0.070	222.6
13	32 Isaac VIÑALES	SPA	RBA Racing Team	KTM	1'40.517	14	15	0.490 0.028	221.7
14	65 Philipp OETTL	GER	Schedl GP Racing	KTM	1'40.542	15	18	0.515 0.025	216.0
15	98 Karel HANIKA	CZE	Red Bull KTM Ajo	KTM	1'40.550	15	15	0.523 0.008	223.3
16	10 Alexis MASBOU	FRA	SAXOPRINT RTG	HONDA	1'40.615	15	16	0.588 0.065	226.9
17	48 Lorenzo DALLA PORTA	ITA	Husqvarna Factory Laglisse	HUSQVARNA	1'40.696	16	18	0.669 0.081	223.9
18	76 Hiroki ONO	JPN	Leopard Racing	HONDA	1'40.816	15	15	0.789 0.120	227.4
19	17 John MCPHEE	GBR	SAXOPRINT RTG	HONDA	1'40.871	14	14	0.844 0.055	221.6
20	88 Jorge MARTIN	SPA	MAPFRE Team MAHINDRA	MAHINDRA	1'40.886	13	13	0.859 0.015	220.0
21	21 Francesco BAGNAIA	ITA	MAPFRE Team MAHINDRA	MAHINDRA	1'40.920	14	15	0.893 0.034	223.4
22	8 Nicolò BULEGA	ITA	SKY Racing Team VR46	KTM	1'40.938	8	14	0.911 0.018	218.3
23	19 Alessandro TONUCCI	ITA	Outox Reset Drink Team	MAHINDRA	1'40.977	15	15	0.950 0.039	218.5
24	95 Jules DANILO	FRA	Ongetta-Rivacold	HONDA	1'41.076	18	18	1.049 0.099	223.7
25	91 Gabriel RODRIGO	ARG	RBA Racing Team	KTM	1'41.138	15	15	1.111 0.062	218.3
26	29 Stefano MANZI	ITA	San Carlo Team Italia	MAHINDRA	1'41.144	18	18	1.117 0.006	220.6
27	6 Maria HERRERA	SPA	Husqvarna Factory Laglisse	HUSQVARNA	1'41.195	12	15	1.168 0.051	224.1
28	11 Livio LOI	BEL	RW Racing GP	HONDA	1'41.203	18	18	1.176 0.008	225.9
29	2 Remy GARDNER	AUS	CIP	MAHINDRA	1'41.313	13	16	1.286 0.110	221.3
30	96 Manuel PAGLIANI	ITA	San Carlo Team Italia	MAHINDRA	1'41.437	17	18	1.410 0.124	213.3
31	24 Tatsuki SUZUKI	JPN	CIP	MAHINDRA	1'41.547	15	16	1.520 0.110	220.0
32	4 Fabio DI GIANNANTONIO	ITA	Gresini Racing Team Moto3	HONDA	1'41.699	18	18	1.672 0.152	217.1
33	40 Darryn BINDER	RSA	Outox Reset Drink Team	MAHINDRA	1'41.864	15	16	1.837 0.165	218.3
34	58 Juanfran GUEVARA	SPA	MAPFRE Team MAHINDRA	MAHINDRA	1'42.203	6	6	2.176 0.339	219.0
35	22 Ana CARRASCO	SPA	RBA Racing Team	KTM	1'42.334	13	15	2.307 0.131	220.9

Practice condition: Dry

Air: 23°

Humidity: 53%

Ground: 28°

Fastest Lap:

Lap: 17

Efren VAZQUEZ

1'40.027

144.1 Km/h

Circuit Record Lap:

2014

Efren VAZQUEZ

1'39.400

145.0 Km/h

Circuit Best Lap:

2014

Jack MILLER

1'39.068

145.5 Km/h

The results are provisional until the end of the limit for protest and appeals.

Time limit for protest expires 30' after publication of the results - Mr. Time:

These data/results cannot be reproduced, stored and/or transmitted in whole or in part by any manner of electronic, mechanical, photocopying, recording, broadcasting or otherwise now known or herein after developed without the previous express consent by the copyright owner, except for reproduction in daily press and regular printed publications on sale to the public within 60 days of the event related to those data/results and always provided that copyright symbol appears together as follows below.

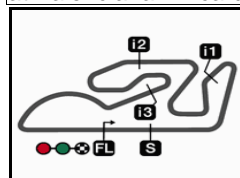
© DORNA, 2015

Official MotoGP Timing by TISSOT

www.motogp.com

Cheste, Friday, November 06, 2015






4005 m.

GP MOTUL DE LA COMUNITAT VALENCIANA

Free Practice Nr. 2

Combined Free Practice Times

7

	Rider	Nation	Team	MOTORCYCLE	FP1	FP2	Gap
1	52 D.KENT	GBR	Leopard Racing	HONDA	1'39.930 15	1'40.127 16	
2	32 I.VIÑALES	SPA	RBA Racing Team	KTM	1'39.966 15	1'40.517 14	0.036 0.036
3	76 H.ONO	JPN	Leopard Racing	HONDA	1'40.015 17	1'40.816 15	0.085 0.049
4	7 E.VAZQUEZ	SPA	Leopard Racing	HONDA	1'40.023 16	1'40.027 17	0.093 0.008
5	9 J.NAVARRO	SPA	Estrella Galicia 0,0	HONDA	1'40.199 17	1'40.061 19	0.131 0.038
6	33 E.BASTIANINI	ITA	Gresini Racing Team Moto3	HONDA	1'40.290 12	1'40.104 13	0.174 0.043
7	44 M.OLIVEIRA	POR	Red Bull KTM Ajo	KTM	1'40.227 17	1'40.110 15	0.180 0.006
8	23 N.ANTONELLI	ITA	Ongetta-Rivacold	HONDA	1'40.158 17	1'40.489 17	0.228 0.048
9	5 R.FENATI	ITA	SKY Racing Team VR46	KTM	1'40.262 17	1'40.390 14	0.332 0.104
10	8 N.BULEGA	ITA	SKY Racing Team VR46	KTM	1'40.275 15	1'40.938 8	0.345 0.013
11	16 A.MIGNO	ITA	SKY Racing Team VR46	KTM	1'40.753 15	1'40.331 15	0.401 0.056
12	84 J.KORNFEIL	CZE	Drive M7 SIC	KTM	1'40.334 15	1'40.378 10	0.404 0.003
13	63 Z.KHAIRUDDIN	MAL	Drive M7 SIC	KTM	1'40.376 16	1'40.339 14	0.409 0.005
14	20 F.QUARTARARO	FRA	Estrella Galicia 0,0	HONDA	1'40.375 18	1'40.419 16	0.445 0.036
15	41 B.BINDER	RSA	Red Bull KTM Ajo	KTM	1'40.581 17	1'40.376 15	0.446 0.001
16	2 R.GARDNER	AUS	CIP	MAHINDRA	1'40.443 16	1'41.313 13	0.513 0.067
17	24 T.SUZUKI	JPN	CIP	MAHINDRA	1'40.539 18	1'41.547 15	0.609 0.096
18	65 P.OETTL	GER	Schedl GP Racing	KTM	1'41.150 19	1'40.542 15	0.612 0.003
19	98 K.HANIKA	CZE	Red Bull KTM Ajo	KTM	1'40.644 17	1'40.550 15	0.620 0.008
20	10 A.MASBOU	FRA	SAXOPRINT RTG	HONDA	1'41.611 17	1'40.615 15	0.685 0.065
21	91 G.RODRIGO	ARG	RBA Racing Team	KTM	1'40.636 13	1'41.138 15	0.706 0.021
22	21 F.BAGNAIA	ITA	MAPFRE Team MAHINDRA	MAHINDRA	1'40.672 17	1'40.920 14	0.742 0.036
23	48 L.DALLA PORTA	ITA	Husqvarna Factory Laglisse	HUSQVARNA	1'41.586 19	1'40.696 16	0.766 0.024
24	17 J.MCPHEE	GBR	SAXOPRINT RTG	HONDA	1'40.734 17	1'40.871 14	0.804 0.038
25	58 J.GUEVARA	SPA	MAPFRE Team MAHINDRA	MAHINDRA	1'40.794 16	1'42.203 6	0.864 0.060
26	88 J.MARTIN	SPA	MAPFRE Team MAHINDRA	MAHINDRA	1'41.239 17	1'40.886 13	0.956 0.092
27	19 A.TONUCCI	ITA	Outox Reset Drink Team	MAHINDRA	1'41.903 15	1'40.977 15	1.047 0.091
28	95 J.DANILO	FRA	Ongetta-Rivacold	HONDA	1'41.111 18	1'41.076 18	1.146 0.099
29	29 S.MANZI	ITA	San Carlo Team Italia	MAHINDRA	1'41.806 12	1'41.144 18	1.214 0.068
30	6 M.HERRERA	SPA	Husqvarna Factory Laglisse	HUSQVARNA	1'41.664 16	1'41.195 12	1.265 0.051
31	11 L.LOI	BEL	RW Racing GP	HONDA	1'41.327 18	1'41.203 18	1.273 0.008
32	96 M.PAGLIANI	ITA	San Carlo Team Italia	MAHINDRA	1'42.799 10	1'41.437 17	1.507 0.234
33	4 F.DI GIANNANTO	ITA	Gresini Racing Team Moto3	HONDA	1'42.155 6	1'41.699 18	1.769 0.262
34	40 D.BINDER	RSA	Outox Reset Drink Team	MAHINDRA	1'41.722 13	1'41.864 15	1.792 0.023
35	22 A.CARRASCO	SPA	RBA Racing Team	KTM	1'42.849 15	1'42.334 13	2.404 0.612

Pole Position Record:	2014	Niccolò ANTONELLI	1'39.183	145.3 Km/h
Circuit Record Lap:	2014	Efren VAZQUEZ	1'39.400	145.0 Km/h
Circuit Best Lap:	2014	Jack MILLER	1'39.068	145.5 Km/h

The results are provisional until the end of the limit for protest and appeals.

Time limit for protest expires 60' after publication of the results - Mr. Time:

These data/results cannot be reproduced, stored and/or transmitted in whole or in part by any manner of electronic, mechanical, photocopying, recording, broadcasting or otherwise now known or herein after developed without the previous express consent by the copyright owner, except for reproduction in daily press and regular printed publications on sale to the public within 60 days of the event related to those data/results and always provided that copyright symbol appears together as follows below.

© DORNA, 2015

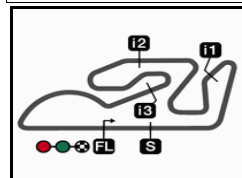
Official MotoGP Timing by TISSOT

www.motogp.com

Cheste, Friday, November 06, 2015








4005 m.

GP MOTUL DE LA COMUNITAT VALENCIANA

Free Practice Nr. 2

Top Speed & Average

8

	Rider	Nation	Motorcycle	Top 5 speeds					Average	Top
76	Hiroki ONO	JPN	HONDA	227.4	226.5	226.2	225.9	225.4	226.3	227.4
10	Alexis MASBOU	FRA	HONDA	226.9	224.0	222.9	221.9	221.6	223.5	226.9
52	Danny KENT	GBR	HONDA	226.9	224.8	222.9	222.5	220.4	223.5	226.9
33	Enea BASTIANINI	ITA	HONDA	226.1	221.4	221.3	219.3	219.3	221.5	226.1
11	Livio LOI	BEL	HONDA	225.9	224.7	223.1	223.0	221.9	223.4	225.9
9	Jorge NAVARRO	SPA	HONDA	225.0	222.6	222.6	221.3	221.2	222.5	225.0
44	Miguel OLIVEIRA	POR	KTM	224.8	222.3	221.6	220.6	219.5	221.8	224.8
6	Maria HERRERA	SPA	HUSQVARNA	224.1	222.2	220.3	219.0	216.4	220.4	224.1
48	Lorenzo DALLA PORTA	ITA	HUSQVARNA	223.9	223.5	222.0	222.0	220.8	222.4	223.9
95	Jules DANILLO	FRA	HONDA	223.7	223.1	222.7	221.4	220.6	222.3	223.7
7	Efren VAZQUEZ	SPA	HONDA	223.6	221.7	219.5	219.1	218.5	220.5	223.6
21	Francesco BAGNAIA	ITA	MAHINDRA	223.4	222.2	220.6	217.9	217.2	220.3	223.4
98	Karel HANIKA	CZE	KTM	223.3	218.3	218.3	218.1	218.1	219.0	223.3
84	Jakub KORNFEIL	CZE	KTM	222.9	222.1	222.0	219.8	219.5	221.0	222.9
23	Niccolò ANTONELLI	ITA	HONDA	222.6	218.9	218.8	217.1	216.4	218.8	222.6
63	Zulfahmi KHAIRUDDIN	MAL	KTM	222.4	222.4	219.2	219.1	218.9	220.4	222.4
16	Andrea MIGNO	ITA	KTM	222.0	221.4	220.9	220.6	220.2	221.0	222.0
32	Isaac VIÑALES	SPA	KTM	221.7	221.4	219.7	217.7	217.2	219.5	221.7
17	John MCPHEE	GBR	HONDA	221.6	220.4	219.6	219.0	218.9	219.9	221.6
41	Brad BINDER	RSA	KTM	221.6	221.4	220.9	220.6	220.3	221.0	221.6
2	Remy GARDNER	AUS	MAHINDRA	221.3	217.4	216.2	215.5	215.0	217.1	221.3
22	Ana CARRASCO	SPA	KTM	220.9	220.0	217.7	217.5	216.2	218.5	220.9
29	Stefano MANZI	ITA	MAHINDRA	220.6	219.5	219.3	217.8	217.6	219.0	220.6
5	Romano FENATI	ITA	KTM	220.2	219.4	219.3	219.2	218.9	219.4	220.2
24	Tatsuki SUZUKI	JPN	MAHINDRA	220.0	216.0	215.8	215.6	215.6	216.6	220.0
88	Jorge MARTIN	SPA	MAHINDRA	220.0	218.4	218.1	218.1	216.9	218.3	220.0
58	Juanfran GUEVARA	SPA	MAHINDRA	219.0	217.5	216.6	215.2	213.7	216.4	219.0
19	Alessandro TONUCCI	ITA	MAHINDRA	218.5	218.3	217.5	217.3	216.8	217.7	218.5
8	Nicolò BULEGA	ITA	KTM	218.3	218.3	217.8	217.2	217.1	217.7	218.3
91	Gabriel RODRIGO	ARG	KTM	218.3	218.0	217.9	217.7	216.9	217.8	218.3
40	Darryn BINDER	RSA	MAHINDRA	218.3	217.2	216.1	215.5	215.4	216.5	218.3
20	Fabio QUARTARARO	FRA	HONDA	218.1	217.7	217.7	217.5	216.8	217.6	218.1
4	Fabio DI GIANNANTONIO	ITA	HONDA	217.1	216.3	213.9	213.5	213.5	214.9	217.1
65	Philipp OETTL	GER	KTM	216.0	215.9	215.7	215.6	215.4	215.7	216.0
96	Manuel PAGLIANI	ITA	MAHINDRA	213.3	213.3	213.1	213.0	212.9	213.1	213.3

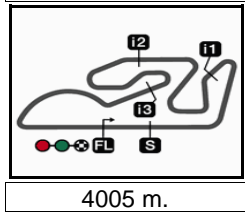
These data/results cannot be reproduced, stored and/or transmitted in whole or in part by any manner of electronic, mechanical, photocopying, recording, broadcasting or otherwise now known or herein after developed without the previous express consent by the copyright owner, except for reproduction in daily press and regular printed publications on sale to the public within 60 days of the event related to those data/results and always provided that copyright symbol appears together as follows below.

© DORNA, 2015

Official MotoGP Timing by TISSOT
www.motogp.com



Cheste, Friday, November 06, 2015



GP MOTUL DE LA COMUNITAT VALENCIANA

Free Practice Nr. 2

Chronological Analysis of Performances

9

* Lap / Sector time cancelled T1 Time from finish line to 1st intermed. T3 Time from 2nd intermed. to 3rd intermed.
 P Crossing the finish line in pit lane T2 Time from 1st intermed. to 2nd intermed. T4 Time from 3rd intermediate to finish line

Lap	Lap Time	T1	T2	T3	T4	Speed	Lap	Lap Time	T1	T2	T3	T4	Speed
1st 7 Efren VAZQUEZ Leopard Racing SPA							3 2'09.140 23.563 26.816 50.138 28.623 226.1						
Runs=3 Total laps=17 Full laps=12							4 1'41.698 23.739 26.550 23.519 27.890 215.6						
1	2'35.032	1'06.637	35.435	24.534	28.426		5	1'43.536 P	23.704	26.569	23.377	29.886	216.4
2	1'42.794	23.914	27.198	23.654	28.028	218.0	6	10'28.419	9'08.487	27.907	23.911	28.114	
3	1'41.653	23.684	26.936	23.321	27.712	217.5	7	1'40.997	23.680	26.358	23.222	27.737	214.7
4	1'41.209	23.485	26.681	23.290	27.753	219.5	8	1'44.508	26.135	26.750	23.530	28.093	215.8
5	1'40.760	23.616	26.602	23.120	27.422	221.7	9	1'40.767	23.674	26.317	23.182	27.594	213.2
6	1'44.121 P	23.394	26.704	23.359	30.664	223.6	10	1'43.953 P	23.624	26.554	23.387	30.388	221.3
7	8'40.315	7'14.723	32.496	24.374	28.722		11	8'16.129	6'57.785	27.164	23.327	27.853	
8	1'41.518	23.598	26.761	23.405	27.754	218.1	12	1'40.265	23.515	26.313	23.063	27.374	218.9
9	1'41.903	23.607	26.603	23.608	28.085	219.1	13	1'40.104	23.438	26.193	23.109	27.364	219.3
10	1'41.656	23.734	26.743	23.374	27.805	218.4	14	1'40.220	23.474	26.338	23.084	27.324	219.3
11	1'41.844	23.901	26.766	23.366	27.811	215.6	4th 44 Miguel OLIVEIRA Red Bull KTM Ajo POR						
12	1'46.064 P	24.068	26.919	23.793	31.284	214.6	Runs=3 Total laps=17 Full laps=12						
13	6'01.757	4'39.861	30.171	23.869	27.856		1	2'37.459	1'18.122	27.477	24.068	27.792	
14	1'40.537	23.484	26.474	23.107	27.472	217.7	2	1'41.269	23.630	26.625	23.311	27.703	220.6
15	1'40.161	23.314	26.409	22.989	27.449	214.6	3	1'41.144	23.431	26.545	23.412	27.756	221.6
16	1'40.127	23.333	26.449	22.917	27.428	218.2	4	1'40.716	23.397	26.419	23.303	27.597	224.8
17	1'40.027	23.443	26.328	22.859	27.397	218.5	5	1'40.673	23.555	26.454	23.170	27.494	218.6
2nd 9 Jorge NAVARRO Estrella Galicia 0,0 SPA							6 1'45.642 P 23.432 26.911 24.041 31.258 219.5						
Runs=3 Total laps=19 Full laps=14							7 5'26.609 4'08.515 27.004 23.364 27.726						
1	2'36.906	1'10.773	33.360	24.670	28.103		8	1'40.885	23.579	26.479	23.239	27.588	214.5
2	1'41.940	23.883	26.625	23.481	27.951	221.2	9	1'40.598	23.444	26.387	23.199	27.568	216.3
3	1'41.359	23.522	26.662	23.509	27.666	222.6	10	1'40.348	23.425	26.395	23.123	27.405	217.5
4	1'41.098	23.566	26.778	23.283	27.471	222.6	11	1'45.628 P	23.645	26.740	23.949	31.294	222.3
5	1'40.508	23.457	26.388	23.176	27.487	225.0	12	9'09.390	7'51.326	27.173	23.231	27.660	
6	1'41.036	23.503	26.421	23.315	27.797	221.3	13	1'40.233	23.493	26.390	22.951	27.399	214.4
7	1'45.300 P	23.574	26.474	23.262	31.990	216.5	14	1'40.420	23.316	26.202	23.255	27.647	216.3
8	4'26.894	3'08.076	27.143	23.631	28.044		15	1'40.110	23.291	26.336	23.042	27.441	218.0
9	1'41.291	23.668	26.537	23.319	27.767	214.0	16	1'44.888	27.237	26.894	23.156	27.601	215.8
10	1'40.956	23.627	26.472	23.148	27.709	213.5	17	1'40.240	23.449	26.363	23.005	27.423	216.8
11	1'40.854	23.522	26.448	23.191	27.693	214.3	5th 52 Danny KENT Leopard Racing GBR						
12	1'40.985	23.571	26.411	23.184	27.819	213.9	Runs=3 Total laps=17 Full laps=12						
13	1'41.195	23.589	26.447	23.279	27.880	213.3	1	2'18.797	56.385	29.355	24.547	28.510	
14	1'44.500 P	23.663	26.746	23.506	30.585	212.9	2	1'42.141	23.830	26.948	23.413	27.950	216.2
15	6'26.331	5'04.932	28.592	24.536	28.271		3	1'47.317	23.776	30.443	24.551	28.547	216.9
16	1'40.344	23.464	26.392	23.014	27.474	217.0	4	1'41.742	23.575	26.846	23.250	28.071	224.8
17	1'40.203	23.377	26.154	23.205	27.467	215.1	5	1'41.419	23.466	26.488	23.463	28.002	222.9
18	1'40.321	23.421	26.286	23.069	27.545	215.0	6	1'41.059	23.459	26.489	23.432	27.679	220.4
19	1'40.061	23.358	26.219	23.047	27.437	214.9	7	1'42.865	24.290	26.977	23.466	28.132	226.9
3rd 33 Enea BASTIANINI Gresini Racing Team ITA							8 1'45.235 P 23.658 26.613 23.361 31.603 217.1						
Runs=3 Total laps=14 Full laps=9							9 7'33.041 6'14.676 27.099 23.358 27.908						
1	2'22.222	58.085	29.124	25.539	29.474		10	1'40.972	23.548	26.564	23.148	27.712	216.1
2	1'41.937	23.799	26.953	23.332	27.853	221.4	11	1'40.817	23.462	26.466	23.195	27.694	217.5

Fastest Lap: Efren VAZQUEZ Leopard Racing SPA **1'40.027** 23.443 26.328 22.859 27.397

These data/results cannot be reproduced, stored and/or transmitted in whole or in part by any manner of electronic, mechanical, photocopying, recording, broadcasting or otherwise now known or herein after developed without the previous express consent by the copyright owner, except for reproduction in daily press and regular printed publications on sale to the public within 60 days of the event related to those data/results and always provided that copyright symbol appears together as follows below.
 © DORNA, 2015



Free Practice Nr. 2

Moto3

Lap	Lap Time	T1	T2	T3	T4	Speed	Lap	Lap Time	T1	T2	T3	T4	Speed		
12	1'45.975	P	23.579	26.771	23.875	31.750	215.7	10	1'41.804	23.679	26.713	23.628	27.784	215.0	
13	6'27.050		5'06.398	28.392	24.156	28.104		11	1'41.353	23.747	26.572	23.319	27.715	217.7	
14	1'40.371		23.493	26.420	22.979	27.479	217.5	12	1'46.097	P	24.346	27.079	23.505	31.167	217.0
15	1'40.542		23.463	26.436	23.088	27.555	222.5	13	5'53.847		4'34.720	28.040	23.426	27.661	
16	1'40.127		23.367	26.349	22.972	27.439	217.0	14	1'40.583		23.439	26.487	23.103	27.554	217.6
17	1'40.291	*	23.406	26.353	22.960	27.572	217.7	15	1'40.376		23.353	26.355	23.127	27.541	221.4

6th 16 **Andrea MIGNO** SKY Racing Team VR ITA
Runs=3 Total laps=15 Full laps=10

1	2'37.791		1'15.292	28.500	25.857	28.142	
2	1'41.636		23.782	26.618	23.471	27.765	220.9
3	1'41.594		23.828	26.589	23.398	27.779	220.6
4	1'44.065		23.820	28.079	24.231	27.935	222.0
5	1'41.059		23.807	26.459	23.288	27.505	218.9
6	1'46.827	P	23.751	26.630	24.153	32.293	221.4
7	8'56.014		7'36.305	27.909	23.783	28.017	
8	1'41.488		23.741	26.484	23.406	27.857	217.7
9	1'42.661		25.139	26.525	23.290	27.707	217.5
10	1'42.618		23.668	26.551	24.669	27.730	218.9
11	1'44.386	P	23.615	26.530	23.580	30.661	220.2
12	8'21.188		6'57.965	29.543	25.172	28.508	
13	1'41.204		24.105	26.439	23.103	27.557	215.5
14	1'40.608		23.591	26.368	23.079	27.570	218.7
15	1'40.331		23.485	26.267	23.077	27.502	217.7

7th 63 **Zulfahmi KHAIRUD** Drive M7 SIC MAL
Runs=3 Total laps=17 Full laps=12

1	2'32.628		1'10.071	29.848	24.140	28.569	
2	1'41.970		23.720	26.906	23.388	27.956	219.2
3	1'42.019		24.101	26.808	23.309	27.801	222.4
4	1'41.630		23.814	26.640	23.291	27.885	217.6
5	1'41.169		23.896	26.447	23.132	27.694	218.9
6	1'40.894		23.524	26.492	23.153	27.725	222.4
7	1'46.031	P	23.952	27.014	23.633	31.432	219.1
8	7'21.972		6'02.085	27.815	24.005	28.067	
9	1'41.415		23.654	26.458	23.480	27.823	215.7
10	1'41.627		23.744	26.719	23.308	27.856	216.3
11	1'41.718		23.817	26.553	23.284	28.064	214.0
12	1'44.385	P	24.021	26.629	23.316	30.419	213.8
13	7'53.918		6'35.393	27.527	23.262	27.736	
14	1'40.339		23.393	26.296	23.077	27.573	216.6
15	1'43.221		23.942	27.064	24.074	28.141	216.5
16	1'40.409		23.560	26.345	23.039	27.465	216.4
17	1'40.544		23.440	26.352	23.126	27.626	217.1

8th 41 **Brad BINDER** Red Bull KTM Ajo RSA
Runs=3 Total laps=17 Full laps=12

1	2'36.057		1'13.759	29.230	24.711	28.357	
2	1'41.954		23.929	26.800	23.478	27.747	217.4
3	1'41.738		23.698	26.784	23.518	27.738	221.6
4	1'42.015		23.908	26.869	23.582	27.656	220.6
5	1'41.366	*	23.57	26.643	23.320	27.832	220.9
6	1'48.555	P	23.651	27.099	26.137	31.668	219.5
7	7'47.032		6'28.153	27.248	23.700	27.931	
8	1'42.043		23.869	26.792	23.458	27.924	214.9
9	1'41.813		23.697	26.711	23.449	27.956	215.7

9th 84 **Jakub KORNFEL** Drive M7 SIC CZE
Runs=3 Total laps=16 Full laps=11

1	2'36.454		1'13.244	29.535	25.343	28.332	
2	1'41.964		23.719	26.754	23.574	27.917	222.9
3	1'41.663		23.602	26.773	23.560	27.728	219.5
4	1'41.119		23.494	26.620	23.313	27.692	222.0
5	1'40.942		23.690	26.451	23.198	27.603	219.8
6	1'49.325	P	23.752	28.639	23.857	33.077	222.1
7	7'59.820		6'39.957	27.943	23.786	28.134	
8	1'41.221		23.839	26.502	23.183	27.697	213.0
9	1'40.698		23.573	26.387	23.098	27.640	215.8
10	1'40.378		23.352	26.329	23.104	27.593	216.9
11	1'40.460		23.448	26.309	23.119	27.584	217.3
12	1'45.238	P	23.688	26.982	23.789	30.779	213.7
13	8'11.067		6'50.566	27.710	24.731	28.060	
14	1'40.951	*	24.20	26.224	23.052	27.473	211.7
15	1'40.579		23.500	26.373	23.195	27.511	219.5
16	1'40.719		23.651	26.304	23.125	27.639	214.3

10th 5 **Romano FENATI** SKY Racing Team VR ITA
Runs=3 Total laps=14 Full laps=9

1	2'39.197		1'19.678	27.807	23.618	28.094	
2	1'41.721		23.623	26.590	23.595	27.913	219.2
3	1'41.254		23.522	26.701	23.225	27.806	219.4
4	1'44.643		23.537	26.939	26.191	27.976	219.3
5	1'45.761	P	23.632	26.933	23.446	31.750	218.9
6	11'09.606		9'50.802	27.685	23.307	27.812	
7	1'40.804		23.518	26.491	23.149	27.646	216.6
8	1'41.129		23.539	26.518	23.288	27.784	218.2
9	1'41.188		23.664	26.437	23.270	27.817	214.7
10	1'45.718	P	24.448	26.770	23.510	30.990	215.2
11	7'50.599		6'32.100	27.692	23.179	27.628	
12	1'40.631		23.585	26.309	23.108	27.629	220.2
13	1'40.483		23.410	26.399	23.124	27.550	216.6
14	1'40.390		23.500	26.323	23.080	27.487	215.5

11th 20 **Fabio QUARTARAR** Estrella Galicia 0,0 FRA
Runs=3 Total laps=17 Full laps=12

1	2'38.546		1'09.236	32.861	27.477	28.972	
2	1'42.355		23.864	26.912	23.557	28.022	217.5
3	1'41.996		23.821	26.857	23.434	27.884	216.8
4	1'41.655		23.544	26.625	23.579	27.907	218.1
5	1'41.492		23.618	26.700	23.368	27.806	215.7
6	1'48.022	P	23.542	26.618	23.429	34.433	217.7
7	6'56.341		5'32.349	31.343	24.532	28.117	
8	1'41.386		23.539	26.615	23.452	27.780	217.7
9	1'40.792	*	23.489	26.349	23.213	27.741	214.0

Fastest Lap: Efren VAZQUEZ Leopard Racing SPA **1'40.027** 23.443 26.328 22.859 27.397

These data/results cannot be reproduced, stored and/or transmitted in whole or in part by any manner of electronic, mechanical, photocopying, recording, broadcasting or otherwise now known or herein after developed without the previous express consent by the copyright owner, except for reproduction in daily press and regular printed publications on sale to the public within 60 days of the event related to those data/results and always provided that copyright symbol appears together as follows below.
© DORNA, 2015

Free Practice Nr. 2

Moto3

Lap	Lap Time	T1	T2	T3	T4	Speed	Lap	Lap Time	T1	T2	T3	T4	Speed
10	1'40.689	23.456	26.399	23.149	27.685	214.6	7	1'41.110	23.551	26.475	23.350	27.734	215.7
11	1'40.755	23.473	26.361	23.214	27.707	215.2	8	1'41.052	23.492	26.489	23.344	27.727	215.9
12	1'44.908 P	23.893	26.968	23.793	30.254	216.0	9	1'46.182 P	23.968	27.703	24.098	30.413	215.3
13	7'39.311	6'17.454	30.446	23.571	27.840		10	12'38.025	1'19.548	27.298	23.484	27.695	
14	1'40.527	23.414	26.317	23.163	27.633	214.0	11	1'40.804 *	23.490	26.433*	23.258	27.623	215.1
15	1'40.461 *	23.42*	26.250	23.190	27.598	214.2	12	1'40.698	23.388	26.506	23.278	27.526	215.3
16	1'40.419	23.393	26.314	23.154	27.558	214.0	13	1'40.606	23.428	26.422	23.224	27.532	215.2
17	1'40.480	23.405	26.268	23.177	27.630	214.3	14	1'40.726	23.530	26.445	23.235	27.516	214.3

12th 23 Niccolò ANTONELLI Ongetta-Rivacold ITA
Runs=3 Total laps=18 Full laps=12

1	2'32.276	1'11.822	28.212	24.149	28.093	
2	1'41.814	23.808	26.844	23.234	27.928	215.1
3	1'43.198	24.646	27.473	23.390	27.689	216.4
4	1'41.053	23.725	26.644	23.236	27.448	218.8
5	1'40.786	23.517	26.390	23.134	27.745	222.6
6	1'40.679	23.531	26.396	23.114	27.638	218.9
7	1'47.868 P	24.858	27.020	23.533	32.457	217.1
8	8'02.919	6'44.311	27.320	23.473	27.815	
9	1'41.280	23.741	26.511	23.257	27.771	214.7
10	1'41.118	23.677	26.518	23.241	27.682	215.5
11	1'42.828	23.700	26.784	23.800	28.544	214.2
12	1'41.129	23.705	26.592	23.263	27.569	215.3
13	1'44.515 P	24.377	26.935	23.644	29.559	209.7
14	5'04.005	3'43.340	28.693	23.864	28.108	
15	1'40.575	23.556	26.419	23.108	27.492	216.0
16	1'41.562	23.891	26.645	23.326	27.700	215.5
17	1'40.489	23.552	26.368	23.070	27.499	214.2
18	1'48.188 P	24.866	28.113	23.841	31.368	215.4

13th 32 Isaac VIÑALES RBA Racing Team SPA
Runs=3 Total laps=15 Full laps=10

1	2'24.277	1'01.308	28.932	25.243	28.794	
2	1'41.677	23.967	26.819	23.135	27.756	215.0
3	1'41.573 *	23.62*	26.717	23.455	27.779	219.7
4	1'41.895	23.750	26.482	23.533	28.130	216.6
5	1'41.191	23.710	26.445	23.215	27.821	215.5
6	1'41.378	23.723	26.496	23.253	27.906	221.7
7	1'49.180 P	26.682	27.541	23.548	31.409	214.4
8	10'29.655	9'06.630	27.483	24.793	30.749	
9	1'41.070	23.733	26.495	23.104	27.738	215.5
10	1'41.120	23.595	26.507	23.140	27.878	217.7
11	1'44.874 P	24.004	26.819	23.517	30.534	216.3
12	6'45.485	5'23.209	29.268	24.021	28.987	
13	1'43.802	23.679	26.435	25.666	28.022	215.1
14	1'40.517	23.529	26.344	23.057	27.587	217.2
15	1'40.730	23.476	26.378	23.127	27.749	221.4

14th 65 Philipp OETTL Schedl GP Racing GER
Runs=2 Total laps=18 Full laps=15

1	1'45.997	25.999	27.844	24.086	28.068	
2	1'42.493	23.853	26.928	23.708	28.004	213.9
3	1'41.876	23.762	26.764	23.577	27.773	216.0
4	1'42.073	23.718	26.772	23.665	27.918	214.8
5	1'41.282	23.564	26.581	23.415	27.722	215.4
6	1'41.368	23.589	26.641	23.462	27.676	215.6

15th 98 Karel HANIKA Red Bull KTM Ajo CZE
Runs=3 Total laps=15 Full laps=10

1	2'36.374	1'14.147	28.958	24.777	28.492	
2	1'42.615	23.950	26.876	23.529	28.260	218.3
3	1'41.746	23.654	26.719	23.419	27.954	223.3
4	1'41.593 *	23.584	26.610*	23.459	27.940	218.1
5	1'41.520	23.627	26.578	23.501	27.814	218.3
6	1'50.355 P	23.695	26.662	26.447	33.551	218.1
7	9'29.142	8'10.594	27.220	23.412	27.916	
8	1'41.255	23.614	26.514	23.315	27.812	216.0
9	1'42.363	24.198	26.668	23.429	28.068	216.5
10	1'48.319 P	24.122	27.245	24.492	32.460	213.3
11	7'24.015	6'04.349	27.811	23.783	28.072	
12	1'41.391	23.670	26.682	23.254	27.785	212.3
13	1'40.984	23.572	26.431	23.242	27.739	213.7
14	1'48.544	23.986	28.983	27.831	27.744	212.2
15	1'40.550	23.406	26.414	23.139	27.591	218.1

16th 10 Alexis MASBOU SAXOPRINT RTG FRA
Runs=3 Total laps=16 Full laps=11

1	2'20.452	56.116	30.020	25.119	29.197	
2	1'43.167	24.483	26.903	23.714	28.067	221.9
3	1'42.126	23.729	27.066	23.491	27.840	221.6
4	1'42.661	23.986	27.138	23.522	28.015	226.9
5	1'42.065	23.763	26.782	23.464	28.056	218.1
6	1'41.715	23.721	26.929	23.416	27.649	219.5
7	1'49.811 P	25.074	29.668	24.062	31.007	219.0
8	8'01.514	6'41.229	28.121	23.824	28.340	
9	1'41.126	23.728	26.510	23.241	27.647	219.4
10	1'41.162	23.749	26.514	23.207	27.692	218.9
11	1'41.705	23.585	26.928	23.400	27.792	219.8
12	1'43.521 P	23.666	26.520	23.308	30.027	216.6
13	7'34.637	6'12.579	27.574	24.019	30.465	
14	1'42.000	24.317	26.718	23.281	27.684	222.9
15	1'40.615	23.462	26.495	23.143	27.515	218.9
16	1'40.947	23.548	26.373	23.326	27.700	224.0

17th 48 Lorenzo DALLA PO Husqvarna Factory La ITA
Runs=3 Total laps=18 Full laps=13

1	2'20.542	55.138	30.148	26.237	29.019	
2	1'42.849	24.080	27.035	23.660	28.074	222.0
3	1'41.996	23.696	26.851	23.517	27.932	217.5
4	1'43.290	24.467	27.274	23.495	28.054	223.5

Fastest Lap: Efren VAZQUEZ Leopard Racing SPA 1'40.027 23.443 26.328 22.859 27.397

These data/results cannot be reproduced, stored and/or transmitted in whole or in part by any manner of electronic, mechanical, photocopying, recording, broadcasting or otherwise now known or herein after developed without the previous express consent by the copyright owner, except for reproduction in daily press and regular printed publications on sale to the public within 60 days of the event related to those data/results and always provided that copyright symbol appears together as follows below.
© DORNA, 2015

Official MotoGP Timing by TISSOT
www.motogp.com

Cheste, Friday, November 06, 2015

Page 3 of 7



Free Practice Nr. 2

Moto3

Lap	Lap Time	T1	T2	T3	T4	Speed	Lap	Lap Time	T1	T2	T3	T4	Speed
5	1'42.003 *	23.841	26.731	23.355	28.076*	220.8	5	1'42.378	23.983	26.777	23.521	28.097	218.1
6	1'41.758	23.845	26.738	23.439	27.736	223.9	6	1'42.618	23.869	26.941	23.689	28.119	218.1
7	1'42.149	23.828	26.698	23.432	28.191	222.0	7	1'47.958 P	23.871	26.931	26.091	31.065	218.4
8	1'46.641 P	25.325	27.045	23.869	30.402	214.3	8	8'49.933 P	7'22.990	28.646	25.568	32.729	
9	6'21.404	5'02.784	27.272	23.358	27.990		9	11'54.053	10'30.863	29.101	25.899	28.190	
10	1'41.357	23.618	26.628	23.257	27.854	217.9	10	1'41.361	23.564	26.737	23.239	27.821	215.5
11	1'41.580	23.709	26.712	23.301	27.858	216.6	11	1'41.166	23.475	26.556	23.362	27.773	216.4
12	1'42.185	23.804	27.096	23.386	27.899	215.7	12	1'41.229	23.631	26.511	23.236	27.851	216.6
13	1'41.350	23.629	26.646	23.201	27.874	219.3	13	1'40.886	23.572	26.381	23.203	27.730	220.0
14	1'43.541 P	23.962	26.832	23.445	29.302	213.5							
15	5'48.364	4'28.566	28.562	23.534	27.702								
16	1'40.696	23.639	26.379	23.164	27.514	219.1							
17	1'41.115	23.618	26.527	23.215	27.755	216.6							
18	1'46.777	26.635	27.195	25.250	27.697	214.2							

18th	76	Hiroki ONO	Leopard Racing	JPN	Runs=3	Total laps=15	Full laps=10
1	2'20.976	57.655	29.389	24.662	29.270		
2	1'43.115	24.314	27.209	23.603	27.989	225.4	
3	1'41.490	23.496	26.699	23.424	27.871	226.5	
4	1'44.214	23.984	27.638	23.996	28.596	227.4	
5	1'44.764	23.483	26.577	23.476	31.228	223.6	
6	1'48.242 P	23.928	26.952	23.702	33.660	223.0	
7	8'49.590	7'27.081	29.611	24.753	28.145		
8	1'42.652	23.624	27.127	23.928	27.973	225.9	
9	1'43.243	23.711	26.885	24.197	28.450	222.2	
10	1'45.714 P	23.779	26.843	23.580	31.512	219.9	
11	8'47.551	7'27.529	27.679	23.974	28.369		
12	1'40.902	23.296	26.664	23.171	27.771	226.2	
13	1'44.915	23.902	27.551	24.651	28.811	223.6	
14	1'43.849	24.448	27.441	24.017	27.943	219.7	
15	1'40.816	23.445	26.589	23.176	27.606	220.5	

19th	17	John MCPHEE	SAXOPRINT RTG	GBR	Runs=3	Total laps=14	Full laps=9
1	2'32.936	1'07.400	31.747	25.411	28.378		
2	1'41.603	23.626	26.917	23.356	27.704	220.4	
3	1'41.432	23.525	26.738	23.388	27.781	219.6	
4	1'41.760	23.590	26.749	23.439	27.982	215.7	
5	1'50.634 P	28.591	27.506	23.473	31.064	215.6	
6	10'16.199	8'52.904	29.845	24.887	28.563		
7	1'41.497	23.634	26.637	23.436	27.790	216.0	
8	1'44.033	25.276	26.680	23.443	28.634	213.4	
9	1'40.968	23.514	26.444	23.383	27.627	217.3	
10	1'45.132 P	23.637	26.644	23.484	31.367	219.0	
11	8'56.736	7'37.990	27.766	23.208	27.772		
12	1'41.635	23.359	26.711	23.434	28.131	221.6	
13	1'41.302	23.465	26.691	23.526	27.620	218.9	
14	1'40.871	23.793	26.414	23.099	27.565	214.9	

20th	88	Jorge MARTIN	MAPFRE Team MAHI	SPA	Runs=3	Total laps=13	Full laps=9
1	2'19.690	57.091	29.314	24.722	28.563		
2	1'42.472	23.979	26.983	23.534	27.976	216.0	
3	1'42.335	23.733	26.861	23.600	28.141	216.9	
4	1'42.656	23.964	26.858	23.806	28.028	215.3	

21st	21	Francesco BAGNAI	MAPFRE Team MAHI	ITA	Runs=3	Total laps=15	Full laps=10
1	2'19.106	56.521	29.461	24.705	28.419		
2	1'41.978	23.785	26.814	23.510	27.869	220.6	
3	1'42.304	23.746	26.933	23.681	27.944	223.4	
4	1'41.862	23.677	26.761	23.560	27.864	215.1	
5	1'41.683 *	23.611	26.598	23.518	27.956*	215.8	
6	1'41.459	23.579	26.555	23.421	27.904	215.5	
7	1'44.723 P	23.589	26.570	24.298	30.266	215.8	
8	5'56.021	4'31.413	28.064	28.551	27.993		
9	1'40.982	23.614	26.407	23.231	27.730	214.1	
10	2'09.853 P	23.476	48.546	26.967	30.864	216.6	
11	11'03.627	9'40.658	29.167	25.690	28.112		
12	1'41.275	23.568	26.624	23.306	27.777	216.2	
13	1'41.326	23.521	26.396	23.294	28.115	217.9	
14	1'40.920	23.425	26.451	23.442	27.602	222.2	
15	1'41.975 *	23.607	26.481	23.369	28.518*	217.2	

22nd	8	Nicolò BULEGA	SKY Racing Team VR	ITA	Runs=3	Total laps=14	Full laps=9
1	2'40.449	1'21.511	27.485	23.520	27.933		
2	1'42.519	24.396	26.785	23.513	27.825	217.2	
3	1'41.808	23.908	26.513	23.472	27.915	218.3	
4	1'41.147	23.637	26.496	23.380	27.634	216.4	
5	1'45.811 P	23.664	26.645	23.560	31.942	218.3	
6	10'38.679	9'19.354	27.907	23.717	27.701		
7	1'41.120	23.676	26.413	23.284	27.747	217.8	
8	1'40.938	23.542	26.478	23.184	27.734	217.1	
9	1'41.319	23.832	26.508	23.229	27.750	214.7	
10	1'45.119 P	23.805	26.663	23.664	30.987	216.2	
11	8'52.615	7'31.674	29.143	23.887	27.911		
12	1'41.156	23.599	26.464	23.361	27.732	216.2	
13	1'41.387	23.667	26.526	23.343	27.851	214.9	
14	1'41.504	23.790	26.524	23.293	27.897	213.9	

23rd	19	Alessandro TONUC	Outox Reset Drink Te	ITA	Runs=3	Total laps=15	Full laps=10
1	2'18.357	53.902	29.010	26.594	28.851		
2	1'44.038	24.752	27.089	23.697	28.500	212.7	
3	1'43.207	23.937	27.260	23.723	28.287	216.8	
4	1'44.428	24.729	27.066	24.053	28.580	218.3	
5	1'42.938	24.046	26.811	23.673	28.408	218.5	
6	1'49.393 P	24.341	27.230	24.038	33.784	217.3	
7	8'09.178	6'48.260	28.908	23.884	28.126		
8	1'41.538	23.751	26.660	23.300	27.827	215.0	
9	1'41.021	23.523	26.544	23.164	27.790	215.3	

Fastest Lap: Efren VAZQUEZ Leopard Racing SPA 1'40.027 23.443 26.328 22.859 27.397

These data/results cannot be reproduced, stored and/or transmitted in whole or in part by any manner of electronic, mechanical, photocopying, recording, broadcasting or otherwise now known or herein after developed without the previous express consent by the copyright owner, except for reproduction in daily press and regular printed publications on sale to the public within 60 days of the event related to those data/results and always provided that copyright symbol appears together as follows below.
© DORNA, 2015



Free Practice Nr. 2

Moto3

Lap	Lap Time	T1	T2	T3	T4	Speed	Lap	Lap Time	T1	T2	T3	T4	Speed		
10	1'46.371	P	24.094	27.238	24.110	30.929	213.4	9	1'42.153	23.852	26.828	23.509	27.964	214.7	
11	9'06.202		7'45.932	28.485	23.567	28.218		10	1'41.977	23.721	26.666	23.471	28.119	215.8	
12	1'41.825		24.136	26.671	23.262	27.756	210.1	11	1'41.993	23.787	26.734	23.484	27.988	215.5	
13	1'41.601		23.915	26.599	23.303	27.784	217.5	12	1'42.363	23.789	26.846	23.517	28.211	215.0	
14	1'42.865		24.597	26.930	23.567	27.771	213.5	13	1'49.613	P	25.195	27.925	24.339	32.154	213.2
15	1'40.977		23.646	26.428	23.226	27.677	214.5	14	6'42.038		5'20.661	27.967	24.540	28.870	

24th 95 Jules DANILLO Ongetta-Rivacold FRA
Runs=3 Total laps=18 Full laps=13

1	2'21.917		58.424	29.418	25.233	28.842	
2	1'43.040		23.792	27.208	23.830	28.210	220.3
3	1'43.147		23.963	26.958	24.136	28.090	221.4
4	1'41.966		23.873	26.816	23.429	27.848	220.3
5	1'41.723		23.786	26.678	23.416	27.843	223.1
6	1'41.901		23.805	26.696	23.473	27.927	223.7
7	1'41.835		23.797	26.544	23.528	27.966	220.1
8	1'41.845		23.762	26.663	23.448	27.972	220.1
9	1'47.406	P	24.484	27.603	24.343	30.976	215.3
10	5'49.291		4'30.907	27.193	23.440	27.751	
11	1'41.275		23.540	26.553	23.328	27.854	220.1
12	1'41.234		23.563	26.550	23.381	27.740	219.1
13	1'45.293	P	23.660	26.702	23.376	31.555	218.8
14	6'28.008		5'08.572	27.703	23.661	28.072	
15	1'41.330		23.657	26.581	23.282	27.810	219.3
16	1'41.412		23.605	26.519	23.416	27.872	220.6
17	1'41.563		23.846	26.670	23.393	27.654	217.6
18	1'41.076		23.697	26.478	23.227	27.674	222.7

25th 91 Gabriel RODRIGO RBA Racing Team ARG
Runs=3 Total laps=15 Full laps=10

1	2'24.659		1'01.515	28.914	25.400	28.830	
2	1'44.220		24.800	27.245	23.916	28.259	218.3
3	1'42.875		24.094	27.054	23.665	28.062	218.0
4	1'42.951		24.037	27.066	23.787	28.061	215.6
5	1'42.583		24.009	26.839	23.706	28.029	216.3
6	1'57.922	P	27.099	31.695	25.196	33.932	217.7
7	11'55.720		10'32.993	27.556	24.763	30.408	
8	1'42.219		23.827	26.559	23.191	28.642	216.2
9	1'41.853		23.859	26.732	23.458	27.804	215.5
10	1'41.696		23.720	26.658	23.438	27.880	216.2
11	1'49.310	P	24.658	27.535	23.944	33.173	213.4
12	5'09.255		3'50.342	27.611	23.581	27.721	
13	1'41.261		23.582	26.542	23.451	27.686	217.9
14	1'47.677		27.087	29.665	23.314	27.611	216.6
15	1'41.138		23.691	26.490	23.226	27.731	216.9

26th 29 Stefano MANZI San Carlo Team Italia ITA
Runs=3 Total laps=18 Full laps=13

1	2'19.840		54.409	29.295	26.185	29.951	
2	1'42.802	*	23.945	26.997	23.642	28.218*	219.5
3	1'42.281		23.785	26.717	23.582	28.197	220.6
4	1'42.132		23.733	26.745	23.546	28.108	217.8
5	1'42.254		23.787	26.710	23.477	28.280	215.5
6	1'45.084	*	26.408	26.849	23.503	28.324*	215.4
7	1'49.331	P	23.958	26.851	24.790	33.732	217.6
8	5'48.369		4'29.023	27.293	23.865	28.188	

27th 6 Maria HERRERA Husqvarna Factory La SPA
Runs=3 Total laps=15 Full laps=10

1	2'19.665		54.780	30.810	25.312	28.763	
2	1'46.378		25.964	27.940	24.226	28.248	213.4
3	1'43.808		24.156	27.309	24.006	28.337	222.2
4	1'47.802	P	24.047	27.097	23.889	32.769	216.4
5	4'34.641		3'15.279	27.332	23.827	28.203	
6	1'42.939		24.071	26.912	23.707	28.249	213.6
7	1'42.894		24.018	26.889	23.762	28.225	213.2
8	1'42.589		24.082	26.776	23.622	28.109	213.2
9	1'42.579		24.010	26.791	23.647	28.131	212.8
10	1'47.233	P	24.261	26.979	23.873	32.120	213.0
11	13'00.847		11'34.653	32.695	24.938	28.561	
12	1'41.195		23.604	26.640	23.202	27.749	220.3
13	1'41.516		23.519	26.638	23.438	27.921	224.1
14	1'42.093	*	23.74*	26.787	23.809	27.756	215.5
15	1'41.225		23.699	26.530	23.313	27.683	219.0

28th 11 Livio LOI RW Racing GP BEL
Runs=3 Total laps=18 Full laps=13

1	2'22.440		53.524	31.091	28.430	29.395	
2	1'43.028		24.089	27.040	23.869	28.030	224.7
3	1'42.948		23.833	27.057	23.877	28.181	221.9
4	1'42.182		23.699	26.817	23.733	27.933	225.9
5	1'42.154		23.631	26.821	23.663	28.039	223.1
6	1'41.738		23.758	26.744	23.394	27.842	220.4
7	1'45.672	P	23.651	26.781	23.539	31.701	223.0
8	5'51.327		4'25.646	28.553	29.016	28.112	
9	1'42.001		23.805	26.869	23.462	27.865	216.1
10	1'41.462		23.674	26.678	23.379	27.731	217.2
11	1'41.397		23.624	26.682	23.333	27.758	219.6
12	1'41.332		23.662	26.592	23.313	27.765	219.7
13	1'46.231	P	23.875	27.222	24.181	30.953	218.7
14	6'23.035		4'59.588	31.853	23.779	27.815	
15	1'41.269		23.704	26.685	23.187	27.693	221.9
16	1'42.572		24.979	26.679	23.257	27.657	218.1
17	1'41.358		23.648	26.761	23.328	27.621	220.5
18	1'41.203		23.642	26.654	23.295	27.612	218.0

29th 2 Remy GARDNER CIP AUS
Runs=3 Total laps=16 Full laps=11

1	2'20.423		56.789	29.594	25.021	29.019	
2	1'43.595		24.606	27.190	23.619	28.180	214.9
3	1'42.833		24.014	27.065	23.526	28.228	216.2
4	1'43.776		24.411	27.401	23.838	28.126	212.0

Fastest Lap: Efren VAZQUEZ Leopard Racing SPA 1'40.027 23.443 26.328 22.859 27.397

These data/results cannot be reproduced, stored and/or transmitted in whole or in part by any manner of electronic, mechanical, photocopying, recording, broadcasting or otherwise now known or herein after developed without the previous express consent by the copyright owner, except for reproduction in daily press and regular printed publications on sale to the public within 60 days of the event related to those data/results and always provided that copyright symbol appears together as follows below.
© DORNA, 2015

Official MotoGP Timing by TISSOT
www.motogp.com

Cheste, Friday, November 06, 2015

Page 5 of 7



Free Practice Nr. 2

Moto3

Lap	Lap Time	T1	T2	T3	T4	Speed	Lap	Lap Time	T1	T2	T3	T4	Speed
5	1'44.776	23.794	26.870	23.570	30.542	221.3	2	1'44.821	24.585	27.657	24.279	28.300	210.8
6	1'47.114 P	23.959	26.904	23.785	32.466	213.1	3	1'43.112	24.055	26.870	23.913	28.274	217.1
7	7'07.693	5'43.513	30.884	24.781	28.515		4	1'42.744	23.897	26.846	23.886	28.115	210.6
8	1'42.007	23.888	26.570	23.607	27.942	209.5	5	1'53.189 P	28.362	27.479	24.352	32.996	211.3
9	1'41.956	23.935	26.733	23.354	27.934	215.0	6	6'29.520	5'09.077	27.895	24.103	28.445	
10	1'41.471	23.755	26.464	23.397	27.855	213.5	7	1'43.166	24.026	26.912	23.993	28.235	213.0
11	1'48.934 P	24.941	28.724	24.164	31.105	212.0	8	1'42.726	24.010	26.777	23.707	28.232	212.9
12	8'46.056	7'25.379	28.225	24.019	28.433		9	1'42.506	23.878	26.845	23.668	28.115	213.5
13	1'41.313	23.772	26.573	23.255	27.713	211.1	10	1'46.231 P	23.960	27.128	23.791	31.352	213.3
14	1'45.618	23.545	28.771	24.387	28.915	215.5	11	7'24.166	6'03.736	27.674	24.033	28.723	
15	1'42.681	23.921	27.032	23.669	28.059	217.4	12	1'42.199	23.759	26.718	23.507	28.215	216.3
16	1'41.341	23.670	26.549	23.265	27.857	211.8	13	1'42.295	23.933	26.663	23.611	28.088	213.0

30th 96 Manuel PAGLIANI San Carlo Team Italia ITA
Runs=3 Total laps=18 Full laps=13

1	1'51.025	29.136	28.430	24.653	28.806	
2	1'44.053	24.341	27.149	23.827	28.736	213.3
3	1'43.756	24.549	27.006	23.785	28.416	209.7
4	1'42.673	24.028	26.899	23.588	28.158	212.9
5	1'43.031	24.130	26.848	23.575	28.478	212.3
6	1'42.960	24.186	26.846	23.503	28.425	210.3
7	1'47.348 P	23.968	29.216	23.821	30.343	211.3
8	6'28.910	5'08.545	27.811	24.303	28.251	
9	1'42.565	24.146	26.892	23.480	28.047	212.6
10	1'42.638	23.975	26.684	23.500	28.479	211.8
11	1'42.249	24.059	26.633	23.354	28.203	212.0
12	1'42.102	23.970	26.635	23.450	28.047	210.3
13	1'41.960	23.881	26.686	23.417	27.976	211.2
14	1'45.685 P	23.897	27.142	24.193	30.453	209.6
15	6'22.690	5'03.163	27.816	23.643	28.068	
16	1'42.357	23.938	26.582	23.877	27.960	213.0
17	1'41.437	23.799	26.531	23.309	27.798	213.1
18	1'42.870	23.807	27.128	23.624	28.311	213.3

31st 24 Tatsuki SUZUKI CIP JPN
Runs=3 Total laps=16 Full laps=10

1	1'55.540	34.185	28.386	24.424	28.545	
2	1'44.209	24.377	27.331	24.081	28.420	211.7
3	1'44.398	24.051	26.892	23.845	29.610	212.9
4	1'43.265	24.191	27.131	23.592	28.351	210.8
5	1'43.110	24.024	26.851	23.737	28.498	212.6
6	1'51.407 P	24.876	27.198	24.259	35.074	212.1
7	7'16.414	5'55.030	28.592	24.093	28.699	
8	1'45.560	25.067	27.831	24.124	28.538	210.9
9	1'42.506	24.028	26.810	23.710	27.958	209.3
10	1'42.842	24.069	26.899	23.526	28.348	215.8
11	1'42.270	24.034	26.704	23.656	27.876	211.3
12	1'41.827	23.742	26.643	23.527	27.915	215.6
13	1'46.811 P	23.913	26.872	23.865	32.161	215.6
14	5'08.478	3'49.454	27.172	23.777	28.075	
15	1'41.547	23.523	27.080	23.191	27.753	220.0
16	2'24.631 P	23.597	26.595	49.367	45.072	216.0

32nd 4 Fabio DI GIANNANT Gresini Racing Team ITA
Runs=3 Total laps=18 Full laps=13

1	1'50.412	28.727	28.393	24.689	28.603	
---	----------	--------	--------	--------	--------	--

33rd 40 Darryn BINDER Outox Reset Drink Te RSA
Runs=3 Total laps=16 Full laps=11

1	2'16.522	53.204	28.923	25.066	29.329	
2	1'43.713	24.287	27.093	23.830	28.503	212.8
3	1'43.507	24.100	27.411	23.976	28.020	213.5
4	1'42.238	23.799	26.715	23.677	28.047	217.2
5	1'42.268	23.815	26.746	23.495	28.212	216.1
6	1'42.380	23.900	26.852	23.501	28.127	215.5
7	1'48.113 P	23.917	26.907	23.843	33.446	214.9
8	6'50.902	5'26.677	30.215	25.201	28.809	
9	1'42.310	23.770	27.031	23.458	28.051	214.0
10	1'41.982	23.813	26.605	23.617	27.947	214.3
11	1'45.834 P	23.917	26.733	23.520	31.664	213.6
12	8'41.544	7'21.096	28.475	23.873	28.100	
13	1'42.054 *	23.593	26.561	23.602	28.298*	213.9
14	1'42.329	23.923	26.700	23.329	28.377	215.4
15	1'41.864	23.806	26.776	23.423	27.859	214.7
16	1'41.932	23.998	26.554	23.272	28.108	218.3

34th 58 Juanfran GUEVARA MAPFRE Team MAHI SPA
Runs=1 Total laps=7 Full laps=5

1	2'18.284	52.788	30.008	26.540	28.948	
2	1'43.832	24.192	27.446	23.742	28.452	212.6
3	1'43.148	24.000	27.017	23.964	28.167	213.7
4	1'43.158	24.229	26.923	23.742	28.264	217.5
5	1'43.027	23.971	27.103	23.697	28.256	215.2
6	1'42.203	23.753	26.851	23.525	28.074	219.0
unfinished		24.157	27.002			216.6

35th 22 Ana CARRASCO RBA Racing Team SPA
Runs=3 Total laps=15 Full laps=10

1	1'51.341	28.877	28.405	24.835	29.224	
2	1'45.331	24.839	27.474	24.362	28.656	217.7
3	1'44.230	24.241	27.394	24.138	28.457	216.2
4	1'43.847	24.173	27.219	24.032	28.423	214.4
5	1'48.587 P	24.450	27.289	24.646	32.202	214.1
6	9'45.722	8'24.831	28.313	24.258	28.320	
7	1'42.777	24.031	26.989	23.747	28.010	212.9

Fastest Lap: Efren VAZQUEZ Leopard Racing SPA 1'40.027 23.443 26.328 22.859 27.397

These data/results cannot be reproduced, stored and/or transmitted in whole or in part by any manner of electronic, mechanical, photocopying, recording, broadcasting or otherwise now known or herein after developed without the previous express consent by the copyright owner, except for reproduction in daily press and regular printed publications on sale to the public within 60 days of the event related to those data/results and always provided that copyright symbol appears together as follows below.
© DORNA, 2015

Official MotoGP Timing by TISSOT
www.motogp.com

Cheste, Friday, November 06, 2015

Page 6 of 7



Free Practice Nr. 2

Moto3

Lap	Lap Time	T1	T2	T3	T4	Speed	Lap	Lap Time	T1	T2	T3	T4	Speed
8	1'42.835	23.985	26.964	23.707	28.179	214.1							
9	1'42.598	23.981	26.848	23.631	28.138	213.8							
10	1'42.726	23.956	26.774	23.810	28.186	213.8							
11	1'47.311 P	24.431	27.492	24.291	31.097	212.7							
12	7'46.444	6'24.158	29.153	24.044	29.089								
13	1'42.334	23.779	26.741	23.681	28.133	220.0							
14	1'43.519	24.415	27.310	23.834	27.960	217.5							
15	1'42.471	23.855	26.999	23.624	27.993	220.9							

Fastest Lap: Efren VAZQUEZ Leopard Racing SPA **1'40.027** 23.443 26.328 22.859 27.397

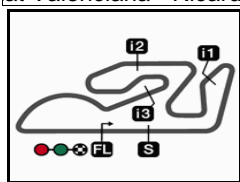
These data/results cannot be reproduced, stored and/or transmitted in whole or in part by any manner of electronic, mechanical, photocopying, recording, broadcasting or otherwise now known or herein after developed without the previous express consent by the copyright owner, except for reproduction in daily press and regular printed publications on sale to the public within 60 days of the event related to those data/results and always provided that copyright symbol appears together as follows below.
© DORNA, 2015

Official MotoGP Timing by TISSOT
www.motogp.com

Cheste, Friday, November 06, 2015

Page 7 of 7





4005 m.

GP MOTUL DE LA COMUNITAT VALENCIANA

Free Practice Nr. 2

Best Partial Times

Moto3

IT Ideal Lap Time, sum of the best partial times

BT Best Lap Time

T1		T2		T3		T4				IT	BT	
Pos	Rider	Time	Rider	Time	Rider	Time	Rider	Time	Pos	Rider	IT	BT
1	M.OLIVEIRA	23.291	J.NAVARRO	26.154	E.VAZQUEZ	22.859	E.BASTIANINI	27.324	1	M.OLIVEIRA	1'39.843	1'40.110 (4)
2	H.ONO	23.296	E.BASTIANINI	26.193	M.OLIVEIRA	22.951	E.VAZQUEZ	27.397	2	E.VAZQUEZ	1'39.898	1'40.027 (1)
3	E.VAZQUEZ	23.314	M.OLIVEIRA	26.202	D.KENT	22.960	M.OLIVEIRA	27.399	3	J.NAVARRO	1'39.963	1'40.061 (2)
4	P.OETTL	23.328	J.KORNFEIL	26.224	J.NAVARRO	23.014	J.NAVARRO	27.437	4	E.BASTIANINI	1'40.018	1'40.104 (3)
5	J.KORNFEIL	23.352	B.BINDER	26.245	Z.KHAIRUDDIN	23.039	D.KENT	27.439	5	J.KORNFEIL	1'40.101	1'40.378 (9)
6	B.BINDER	23.353	F.QUARTARARO	26.250	J.KORNFEIL	23.052	N.ANTONELLI	27.448	6	D.KENT	1'40.115	1'40.127 (5)
7	J.NAVARRO	23.358	A.MIGNO	26.267	I.VIÑALES	23.057	Z.KHAIRUDDIN	27.465	7	Z.KHAIRUDDIN	1'40.193	1'40.339 (7)
8	J.MCPHEE	23.359	Z.KHAIRUDDIN	26.296	E.BASTIANINI	23.063	P.OETTL	27.468	8	B.BINDER	1'40.242	1'40.376 (8)
9	D.KENT	23.367	R.FENATI	26.309	N.ANTONELLI	23.070	J.KORNFEIL	27.473	9	R.FENATI	1'40.286	1'40.390 (10)
10	F.QUARTARARO	23.393	E.VAZQUEZ	26.328	A.MIGNO	23.077	R.FENATI	27.487	10	A.MIGNO	1'40.331	1'40.331 (6)
11	Z.KHAIRUDDIN	23.393	I.VIÑALES	26.344	R.FENATI	23.080	A.MIGNO	27.502	11	F.QUARTARARO	1'40.350	1'40.419 (11)
12	K.HANIKA	23.406	D.KENT	26.349	J.MCPHEE	23.099	L.DALLA PORTA	27.514	12	N.ANTONELLI	1'40.403	1'40.489 (12)
13	R.FENATI	23.410	N.ANTONELLI	26.368	B.BINDER	23.103	A.MASBOU	27.515	13	P.OETTL	1'40.421	1'40.542 (14)
14	F.BAGNAIA	23.425	A.MASBOU	26.373	K.HANIKA	23.139	B.BINDER	27.541	14	J.MCPHEE	1'40.437	1'40.871 (19)
15	E.BASTIANINI	23.438	L.DALLA PORTA	26.379	A.MASBOU	23.143	F.QUARTARARO	27.558	15	I.VIÑALES	1'40.464	1'40.517 (13)
16	A.MASBOU	23.462	J.MARTIN	26.381	F.QUARTARARO	23.149	J.MCPHEE	27.565	16	A.MASBOU	1'40.493	1'40.615 (16)
17	J.MARTIN	23.475	F.BAGNAIA	26.396	A.TONUCCI	23.164	I.VIÑALES	27.587	17	K.HANIKA	1'40.550	1'40.550 (15)
18	I.VIÑALES	23.476	N.BULEGA	26.413	L.DALLA PORTA	23.164	K.HANIKA	27.591	18	H.ONO	1'40.650	1'40.816 (18)
19	A.MIGNO	23.485	J.MCPHEE	26.414	H.ONO	23.171	F.BAGNAIA	27.602	19	F.BAGNAIA	1'40.654	1'40.920 (21)
20	N.ANTONELLI	23.517	K.HANIKA	26.414	N.BULEGA	23.184	H.ONO	27.606	20	L.DALLA PORTA	1'40.675	1'40.696 (17)
21	M.HERRERA	23.519	P.OETTL	26.422	L.LOI	23.187	G.RODRIGO	27.611	21	N.BULEGA	1'40.773	1'40.938 (22)
22	A.TONUCCI	23.523	A.TONUCCI	26.428	T.SUZUKI	23.191	L.LOI	27.612	22	J.MARTIN	1'40.789	1'40.886 (20)
23	T.SUZUKI	23.523	R.GARDNER	26.464	G.RODRIGO	23.191	N.BULEGA	27.634	23	A.TONUCCI	1'40.792	1'40.977 (23)
24	J.DANILO	23.540	F.DI GIANNANTO	26.475	M.HERRERA	23.202	J.DANILO	27.654	24	G.RODRIGO	1'40.874	1'41.138 (25)

These data/results cannot be reproduced, stored and/or transmitted in whole or in part by any manner of electronic, mechanical, photocopying, recording, broadcasting or otherwise now known or herein after developed without the previous express consent by the copyright owner, except for reproduction in daily press and regular printed publications on sale to the public within 60 days of the event related to those data/results and always provided that copyright symbol appears together as follows below.

© DORNA, 2015


Official MotoGP Timing by TISSOT

www.motogp.com

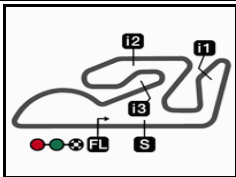
motoE3



at Valenciana - Ricard

Results and timing service provided by 

Moto3



4005 m.

GP MOTUL DE LA COMUNITAT VALENCIANA

Free Practice Nr. 2

Best Partial Times

IT Ideal Lap Time, sum of the best partial times

BT Best Lap Time

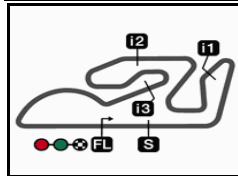
<i>T1</i>			<i>T2</i>			<i>T3</i>			<i>T4</i>				
<i>Pos</i>	<i>Rider</i>	<i>Time</i>	<i>Rider</i>	<i>Time</i>	<i>Rider</i>	<i>Time</i>	<i>Rider</i>	<i>Time</i>	<i>Pos</i>	<i>Rider</i>	<i>IT</i>	<i>BT</i>	
25	N.BULEGA	23.542	J.DANILO	26.478	P.OETTL	23.203	S.MANZI	27.660	25	J.DANILO	1'40.899	1'41.076 (24)	
26	R.GARDNER	23.545	G.RODRIGO	26.490	J.MARTIN	23.203	A.TONUCCI	27.677	26	M.HERRERA	1'40.934	1'41.195 (27)	
27	G.RODRIGO	23.582	S.MANZI	26.506	S.MANZI	23.205	M.HERRERA	27.683	27	R.GARDNER	1'40.977	1'41.313 (29)	
28	D.BINDER	23.593	M.HERRERA	26.530	J.DANILO	23.227	R.GARDNER	27.713	28	L.LOI	1'41.015	1'41.203 (28)	
29	L.DALLA PORTA	23.618	M.PAGLIANI	26.531	F.BAGNAIA	23.231	J.MARTIN	27.730	29	S.MANZI	1'41.020	1'41.144 (26)	
30	L.LOI	23.624	D.BINDER	26.554	R.GARDNER	23.255	T.SUZUKI	27.753	30	T.SUZUKI	1'41.062	1'41.547 (31)	
31	S.MANZI	23.649	H.ONO	26.577	D.BINDER	23.272	M.PAGLIANI	27.798	31	D.BINDER	1'41.278	1'41.864 (33)	
32	J.GUEVARA	23.753	L.LOI	26.592	M.PAGLIANI	23.309	D.BINDER	27.859	32	M.PAGLIANI	1'41.437	1'41.437 (30)	
33	F.DI GIANNANTO	23.759	T.SUZUKI	26.595	F.DI GIANNANTO	23.349	A.CARRASCO	27.960	33	F.DI GIANNAN	1'41.550	1'41.699 (32)	
34	A.CARRASCO	23.779	A.CARRASCO	26.741	J.GUEVARA	23.525	F.DI GIANNANTO	27.967	34	A.CARRASCO	1'42.104	1'42.334 (35)	
35	M.PAGLIANI	23.799	J.GUEVARA	26.851	A.CARRASCO	23.624	J.GUEVARA	28.074	35	J.GUEVARA	1'42.203	1'42.203 (34)	

These data/results cannot be reproduced, stored and/or transmitted in whole or in part by any manner of electronic, mechanical, photocopying, recording, broadcasting or otherwise now known or herein after developed without the previous express consent by the copyright owner, except for reproduction in daily press and regular printed publications on sale to the public within 60 days of the event related to those data/results and always provided that copyright symbol appears together as follows below.

© DORNA, 2015

Official MotoGP Timing by **TISSOT**
www.motogp.com






4005 m.

GP MOTUL DE LA COMUNITAT VALENCIANA

Free Practice Nr. 2

Fastest Laps Sequence

<i>Practice Time</i>	 <i>Rider</i>	<i>Nation</i>	<i>Motorcycle</i>	<i>Time</i>	<i>Km/h</i>	<i>Rider's Lap</i>
3'28.490	65 Philipp OETTL	GER	KTM	1'42.493	140.6	2
4'00.938	52 Danny KENT	GBR	HONDA	1'42.141	141.1	2
4'01.084	21 Francesco BAGNAIA	ITA	MAHINDRA	1'41.978	141.3	2
4'04.159	33 Enea BASTIANINI	ITA	HONDA	1'41.937	141.4	2
4'05.954	32 Isaac VIÑALES	SPA	KTM	1'41.677	141.8	2
4'14.539	17 John MCPHEE	GBR	HONDA	1'41.603	141.9	2
4'18.728	44 Miguel OLIVEIRA	POR	KTM	1'41.269	142.3	2
5'59.872	44 Miguel OLIVEIRA	POR	KTM	1'41.144	142.5	3
7'38.341	23 Niccolò ANTONELLI	ITA	HONDA	1'41.053	142.6	4
7'40.588	44 Miguel OLIVEIRA	POR	KTM	1'40.716	143.1	4
9'21.261	44 Miguel OLIVEIRA	POR	KTM	1'40.673	143.2	5
9'21.811	9 Jorge NAVARRO	SPA	HONDA	1'40.508	143.4	5
21'35.343	44 Miguel OLIVEIRA	POR	KTM	1'40.348	143.6	10
34'10.594	44 Miguel OLIVEIRA	POR	KTM	1'40.233	143.8	13
37'11.700	9 Jorge NAVARRO	SPA	HONDA	1'40.203	143.8	17
37'31.124	44 Miguel OLIVEIRA	POR	KTM	1'40.110	144.0	15
38'33.675	33 Enea BASTIANINI	ITA	HONDA	1'40.104	144.0	13
40'32.082	9 Jorge NAVARRO	SPA	HONDA	1'40.061	144.0	19
41'01.478	7 Efren VAZQUEZ	SPA	HONDA	1'40.027	144.1	17

These data/results cannot be reproduced, stored and/or transmitted in whole or in part by any manner of electronic, mechanical, photocopying, recording, broadcasting or otherwise now known or herein after developed without the previous express consent by the copyright owner, except for reproduction in daily press and regular printed publications on sale to the public within 60 days of the event related to those data/results and always provided that copyright symbol appears together as follows below.

© DORNA, 2015

Official MotoGP Timing by TISSOT
www.motogp.com

Cheste, Friday, November 06, 2015

